

Analysis of Bihar Lok Sabha 2009 Elections

A report by

NATIONAL ELECTION WATCH

&

ASSOCIATION FOR DEMOCRATIC REFORMS

Association for Democratic Reforms

B-1/6, Hauz Khas

Delhi-110016

Ph: 011-65901524

Email: adr@adrindia.org

Contents

Executive summary for candidates and MPs	3
Voting and winning trend	6
Analysis based on pending criminal cases	8
Serious crime distribution for candidates – Party wise	9
Party wise comparison of pending criminal cases on candidates in LS2004 & LS 2009	12
Details for candidates based on pending criminal cases	12
Pending criminal cases- analysis for MPs	14
Party wise break up for MPs with pending criminal cases	16
Party wise comparison of pending criminal cases on MPs in Lok Sabha 2004 & Lok Sabha 2009	17
Party wise break up for MPs with serious pending criminal cases.....	17
List of MPs with most serious pending criminal cases.....	20
Analysis based on assets	21
Average assets for Candidates	22
Top 20 crorepati candidates	23
Analysis based on assets- for MPs	24
Chances of winning based on assets.....	25
Crorepati MPs- Party wise break up	25
Average assets per MP for major parties.....	26
Asset position in constituency among candidates and chances of winning.....	27
Details of Crorepati MPs	28
Female representation in Lok Sabha 2009 elections	29
Full Asset and pending criminal cases details.....	30
Assets for all MPs from Bihar in Lok Sabha 2009.....	30
Full details of pending criminal cases on MPs from Bihar	34

Lok Sabha 2009 Elections

Lok Sabha 2009 elections were held in four phases in Bihar from April 16, 2009 to May 07, 2009. This chapter includes the analysis of voting trend, criminalization, money power, gender etc in these elections. Information provided by ECI and details from the affidavits filed by contesting candidates have been used for above analysis.

Growth of political parties

In Lok Sabha 2004, 38 parties contested which rose to 68 parties in Lok Sabha 2009 elections. This reflects a rise of 79% in the number of parties from Lok Sabha 2004 elections to Lok Sabha 2009 elections.

Growth in number of candidates

In Bihar total of 672 candidates contested Lok Sabha 2009 elections as compared to 462 candidates in Lok Sabha 2004 elections. This shows a growth of 45% in the number of candidates contesting in 2009.

¹ This chapter would not have been possible without the efforts of several volunteers, groups and organizations from the state. ADR and NEW especially acknowledge with gratitude the efforts of Sh. Anjesh Kumar (State Coordinator, Bihar Election Watch), Sh. Ramjanam Thakur (Nidhi Institution Of Human Development & Social Change), Sh. Arvind Pandey (Democratic People's Organisation), Sh. Parbhu Nandan (Mithila Mandal Lok Vikas Sansthan), Sh. Arun Kumar Singh (DR.B.R.Ambedkar Harizan Klyan Parisad), Sh. Anjani kumar (Nirman), Md. Tarik (Janhit Kala Sansthan), Pro. Krishan Kumar (Jagjivan College, Arra), Eng. Deepak Kumar (Chandragupta Institute Of Management), Sh. Parveen Kumar((S.M), PACCS-II Programme, DFID), Sh. Rajesh Kumar Shahi (Harijan Mahila Evam Bal Vikas Sansthan), Sh. Abdhesh Kumar (Health Line), Dr. Vijay Kumar (ECOVIC), Sh. Rakesh Kumar Sinha (BREAD), Sh. Shanbhu Tibary (Patna Rights Collective), Sh. Ashok Kumar Singh (MEGA INTERNATIONAL), Sh. Suresh Kumar (Manav Seva Ashram), Sh. Ramkumar Singha (Shrishti International), Sh. Rajkishore Pd. Yadav (Daroga Parsad Ray Mahila Parshikshan Kendra), Smt. Nirmla Sinha (Harijan Mahila Shishu Kalyan Parisad), Sh. Harendra Singh (Vikas Bihar), Sh. Jitendra Kumar (Janta Karah Kalyan Smaj), Sh. Kaushlendr Kumar, Sh. Ramesh Kumar (Janseva Ahiyapur) (Bihar Gramin Jagurakata Abhiyan Samiti, Begusrai), Sh. Bipin Parkash Sharan (Vidya Kendra), Ms Anmola Kumari (Adhunik Adars Anmol Seva Sansthan), Sh. Krishna Kumar (Utthan Bharti), Sh. Ramsikandra Kumar (Kalyani Seva Sansthan), Sh. Kanchan Kumar (Chandramukhi), Sh. Parmod Kumar Singh (VSSSESS), Sh. Biresh Pd. Singh (Jan Seva Samiti), Ms Sabiha Naz (Mahila Sevak Samaj), Dr. Ram Parkash Singh (Gramin Vikas Evam Kalyan Samiti), Dr. Birendra Kumar (Shiksha Evam Sanskriti Vikas Samiti), Sh. Lal Mohan Roy (Samaga Manav Seva Samiti), Er. Satish Raj, Chauhan (Pahal), Sh. Sudhir Kumar Singh (Seva Bharti), Ms. Usha Singha (Gram Didee), Ms. Nutan Kumari (Jay Lakshami Mahila Vikas Kendra), Sh. Pankaj Kumar Singh (Harizan Adivasi Mahila Kalyan Samiti), Sh. Sanjay Kumar Singh (Aprajita), Sh. Kaushal Kishor Roy (Sarvpriya Khadhi Gramodhog Samiti), Sh. Motiur Rahman (Koshi Anchal Samagra Vikas), Sh. Ramchandra Pandit (Harijan Adivasi Shikshan Parshikshan Kalyan Sansthan).

This volume is dedicated to all who were part of the Election Watch.

Executive summary for candidates and MPs

Summary for candidates

- Affidavits of 646 candidates out of 672 contested in Lok Sabha 2009 elections from Bihar were analyzed by Bihar Election Watch (BEW).
- Out of these 646 candidates, 178 candidates or 28% declared pending criminal cases against them. BSP had 18 out of 38 (47.37%) candidates with pending criminal cases, INC had 17 out of 36 (47.22%) candidates with pending criminal cases, RJD had 14 out of 28 (50%) candidates with pending criminal cases, JD (U) had 12 out of 25 (48%) and LJP had 4 out of 12 (33.33%) candidates with pending criminal cases.
- Out of these 178 candidates with pending criminal cases, 118 had pending serious criminal cases like murder, attempt to murder, kidnapping, robbery, extortion etc. BSP, INC had 11 candidates each, RJD-10, JD (U) - 06 and LJP had 02 candidates with pending serious criminal cases.
- Candidates of major parties in Bihar- RJD, JD (U), LJP, INC and BJP were analyzed for 2004 Lok Sabha elections. Out of the 77 candidates of these five major political parties 29 (38%) had pending criminal cases against them. Comparing this to 2009 Lok Sabha elections, there were 116 candidates of these five main parties RJD, JD (U), LJP, INC & BJP and out of these 116 candidates 53 (46%) had pending criminal cases against them.
- There were 634 IPC cases of heinous nature on the candidates which included murder, attempt to murder, kidnapping, extortion, etc.
- There were total 33 red alert constituencies where 3 or more contesting candidates had pending criminal cases against them. Muzaffarpur had 10 candidates with pending criminal cases followed by Khagaria which had 9 candidates with pending criminal cases, Bhagalpur, Jahanabad and Munger had 8 candidates each with pending criminal cases.
- Out of 646 candidates 78 candidates i.e. 12% were crorepatis.
- A total of 5 candidates declared zero assets.
- A total of 84 candidates declared liabilities of 5 lakhs and above.
- Among major parties, the average asset per candidate for BJP was Rs. 4.71 crores, INC was Rs. 1.75 crores, RJD Rs.1.05 crores and JD(U) Rs.1.04 crores .
- Out of 646 candidates 410 i.e.63% of candidates (410 of 646) have not furnished PAN card details.
- Number of women candidates was just 46 (6.85%) as compared to 626 of men (93.14%).
- 46.74% candidates (302 of 646) were graduates & above.
- None of the parties managed to get votes anywhere near to 50%. The highest votes polled were approx 24% for JD (U) and it was about 11% of the total registered voters. BJP managed 14% of the votes and INC managed 10%.

Summary for MPs

- Out of 40 MPs, 18 (45%) have pending criminal cases against them. Comparing this to Lok Sabha 2004, 15 MPs out of 40 (37.5%) had pending criminal cases against them.
- Out of these 18 MPs with pending criminal cases, there are pending serious criminal cases against 6 (15%) MPs. Contrasting this with 2004 Lok Sabha, 9 (22.50 %) MPs had serious pending criminal cases against them.
- Even though the number of MPs with pending criminal cases has increased from 15 in Lok Sabha 2004 to 18 in Lok Sabha 2009, the number of total criminal cases against MPs has decreased from 74 in Lok Sabha 2004 to 45 in Lok Sabha 2009. Similarly the number of total serious IPC sections against MPs has decreased from 103 in 2004 to 33 in 2009.
- The number of crorepati MPs has increased from 7 in Lok Sabha 2004 to 17 in current Lok Sabha.
- Among major parties, the average asset per MP for INC is Rs. 5.27 crores, BJP Rs 5.57 crores, RJD Rs. 1.36 crores, & JD (U) 1.02 crores each.
- Average asset of a MP from Bihar is Rs 2.69 crores.
- Out of 40 MPs, 4 have not declared their PAN details.
- Out of 46 women candidates, only 4 managed to win. Hence only 8.69% of MPs from Bihar in current Lok Sabha are women.

Voting and winning trend

The % of votes polled by major parties

The % of votes polled for major parties in Bihar clearly shows that none of the parties got anywhere close to the 50% mark. JD(U) which emerged as a largest party in Bihar in 2009 elections after winning 20 out of 40 Lok Sabha seats managed to get only 24% of the votes cast and only 11% of the registered voters. RJD managed to get just 19% votes cast which is 9% of registered voters. The total electorate in Bihar was 54,491,790 and the total votes cast were 24,232,597.

Party	total votes cast <i>for</i> the party	% of votes cast	% of total registered voters
Janta Dal (United) (JD(U))	58,25,874	24%	11%
Rashtriya Janta Dal (RJD)	46,78,880	19%	9%
Indian National Congress (INC)	24,87,008	10%	5%
Bharatiya Janata Party (BJP)	33,76,109	14%	6%
Others	78,64,726	32%	14%

Table: % of votes cast

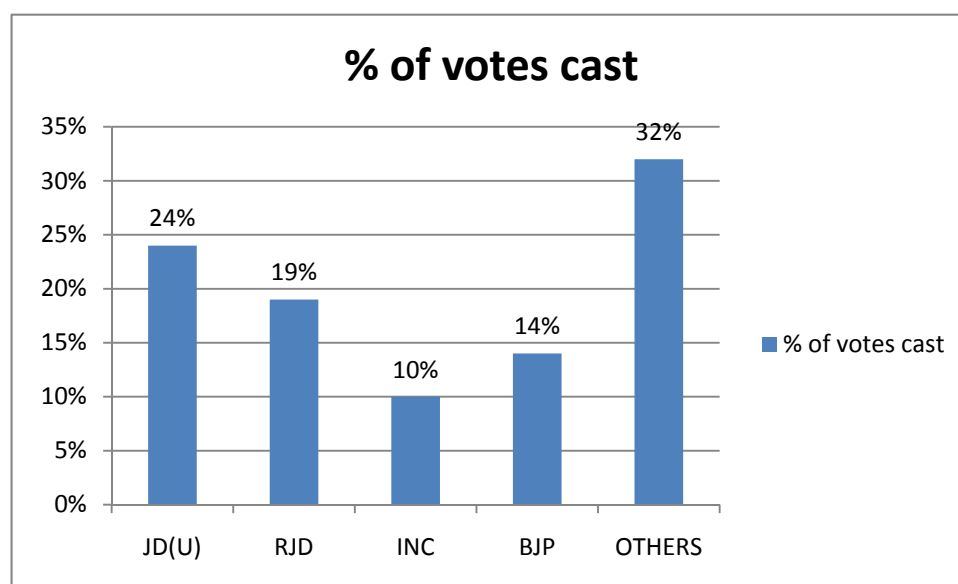


Figure: % of votes cast in Bihar- party wise

Candidates Vs MPs

Bihar has 40 parliamentary constituencies. Maximum numbers of MPs (20) are from JD (U) followed by 12 from BJP & RJD has 4 MPs. The breakup of MPs as compared to total candidates from the party are-

Party	Total candidates	Number of MPs
INC	37	2
RJD	28	4
JD(U)	25	20
BJP	15	12
IND	304	2

Table: Candidates & MPs – Bihar

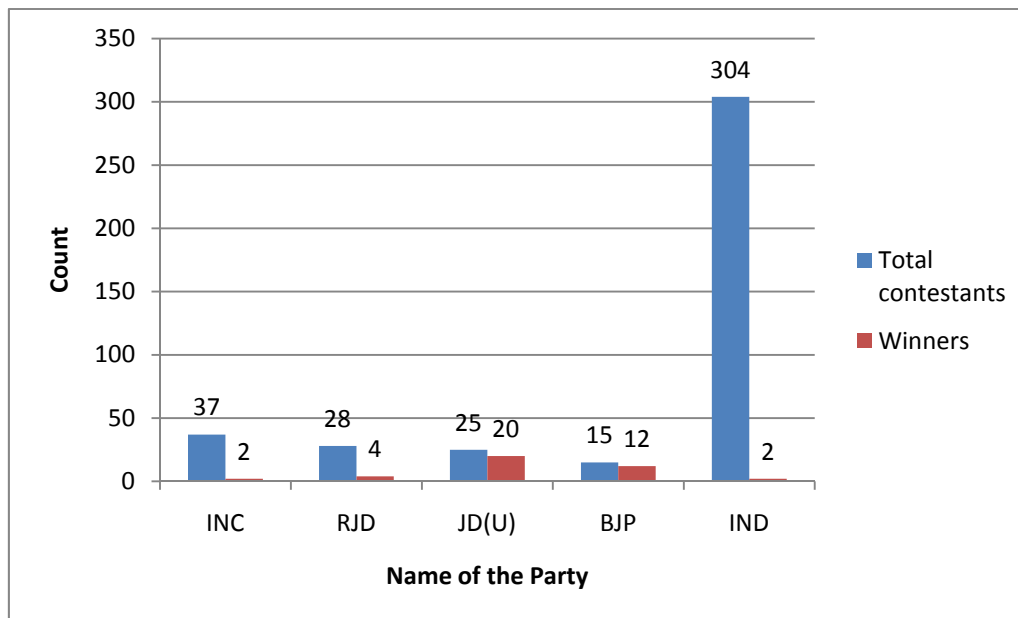


Table: Candidates vs MPs- party wise

Analysis based on pending criminal cases

Pending criminal cases- analysis for candidates

A total of 646 affidavits out of 672 were analysed by BEW for Lok Sabha 2009 elections. Out of these 646 candidates, 178 (28%) candidates declared pending criminal cases against them. Out of these 178 candidates with pending criminal cases, 118 had pending serious criminal cases like murder, attempt to murder, kidnapping, robbery, extortion etc.

Party wise break up for candidates with pending criminal cases

In Bihar, 178 candidates out of 646 in Lok Sabha 2009 elections had pending criminal cases against them. 118 out of 178 had serious criminal cases against them. 50% of candidates from RJD in Bihar had pending criminal cases followed by 48% from JD (U). Party wise details are given below.

Party	Total candidates analysed	Candidates with pending criminal cases	% of candidates with pending criminal cases	Number of Candidates with pending serious criminal cases	%of candidates with pending serious criminal cases
BSP	38	18	47%	11	29%
INC	36	17	47%	11	31%
RJD	28	14	50%	10	36%
JD(U)	25	12	48%	6	24%
BJP	15	6	40%	1	7%
LJP	12	4	33%	2	17%
IND	291	53	18%	41	14%
Other parties	201	54	27%	36	18%
Total	646	178	28 %	118	18%

Table: Candidates with pending criminal cases and serious pending criminal cases- party wise break up

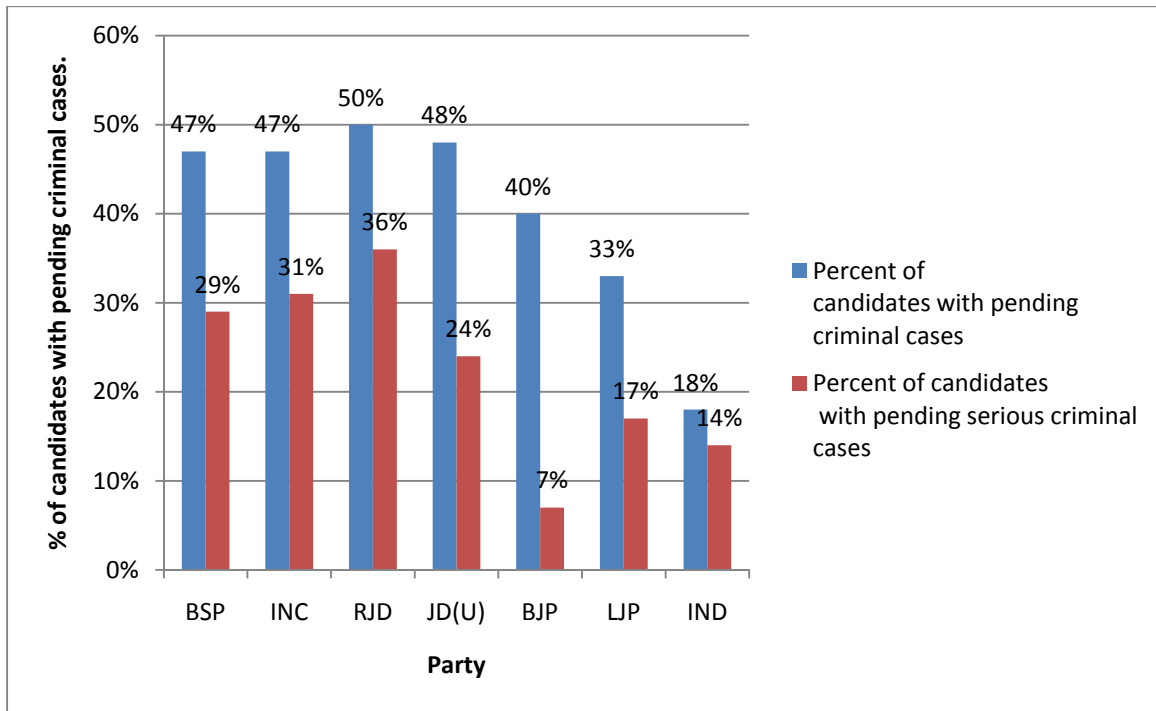


Figure: Comparison of pending criminal cases and serious pending criminal cases for candidates of main parties from Bihar

Serious crime distribution for candidates – Party wise

The table below shows the breakup of serious IPC sections for candidates of major parties. Serious crimes have been distributed in categories of violent crimes, theft related crimes, and finance related crimes and other serious crimes.

IPC/Party	IPC Description	JD(U)	BSP	INC	BJP	RJD	LJP	Total
<i>Violent Crime</i>								
300 302 303 304 304A 304B 305 306	Murder & related	12	2	3	0	1	1	19
307 308	Attempt to murder	7	5	8	0	2	1	23
321 322 323 324 325 326	Voluntarily causing hurt by dangerous weapons or means	7	7	3	0	0	1	18
339 340 341 342 343 344 345 346 347 348	Wrongful confinement for three or more days	1	0	0	0	1	0	2
359 360 361 362 363 363A 364 364A 365 366 366A 366B 367 368 369	kidnapping	5	1	5	0	3	0	14
Total Violent Crimes		32	15	19	0	7	3	76

IPC/Party	IPC Description	JD(U)	BSP	INC	BJP	RJD	LJP	Total
Robbery, extortion, theft etc								
378 379 380 381 382	theft related	7	3	6	0	4	0	20
383 384 385 386 387 388 389	extortion	0	1	2	0	1	0	4
390 391 392 393 394	robbery related	0	0	1	0	0	0	1
395 396 397 398 399 400 401 402	dacoity related	0	0	0	0	0	0	0
411 412 414 415 417 418 419 420	Cheating and dishonesty , stolen property	10	14	2	0	17	1	44
Total Theft related crimes		17	18	11	0	22	1	69
Financial Fraud etc								
465 466 467 468 469 470 471	forgery	15	10	2	0	32	0	59
Total Financial crimes		15	10	2	0	32	0	59
Other serious crimes								
171 C 171D 171F	undue influence or personation at an election	1	0	1	0	4	0	6
171G 171H	false statements/ Illegal payments in connection with an election	0	1	1	1	2	0	5
295	Injuring or defiling place of worship with intent to insult the religion of any class	0	1	0	0	0	0	1
374	Unlawful Compulsive Labour							
Total Other Serious crimes		1	2	2	1	6	0	12
Total		65	45	34	1	67	4	216

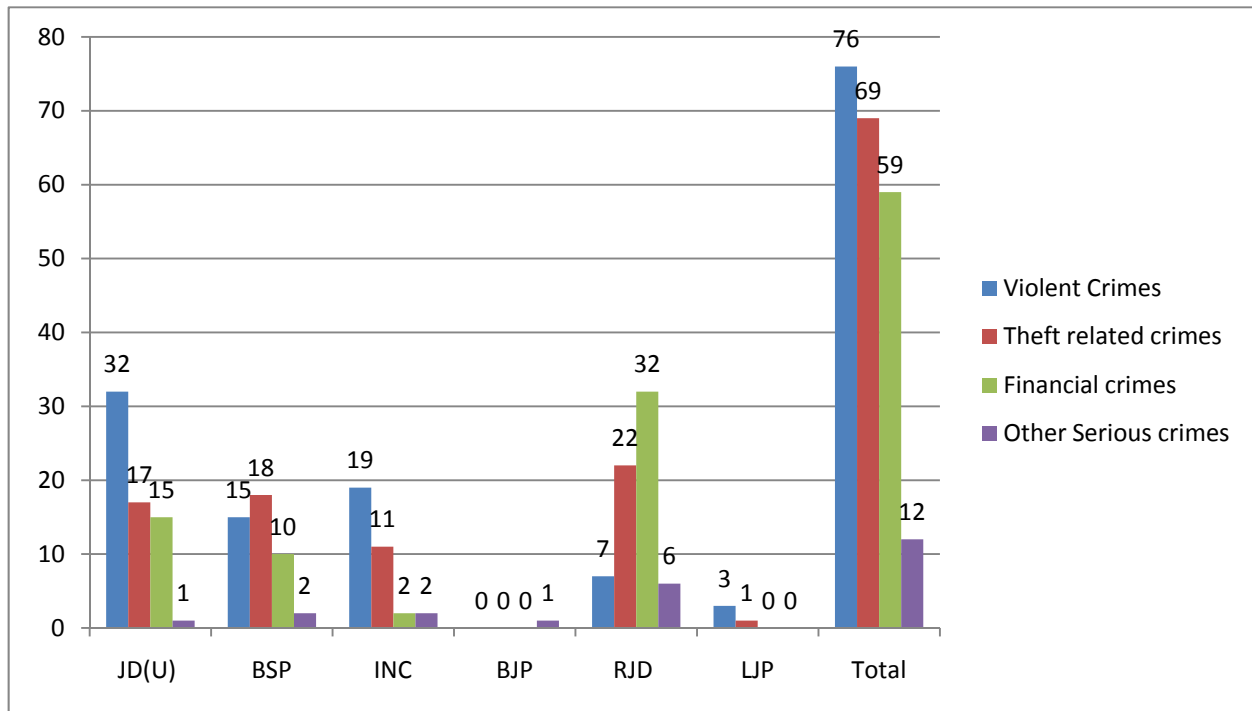


Figure: Serious IPC section break up for candidates of major parties

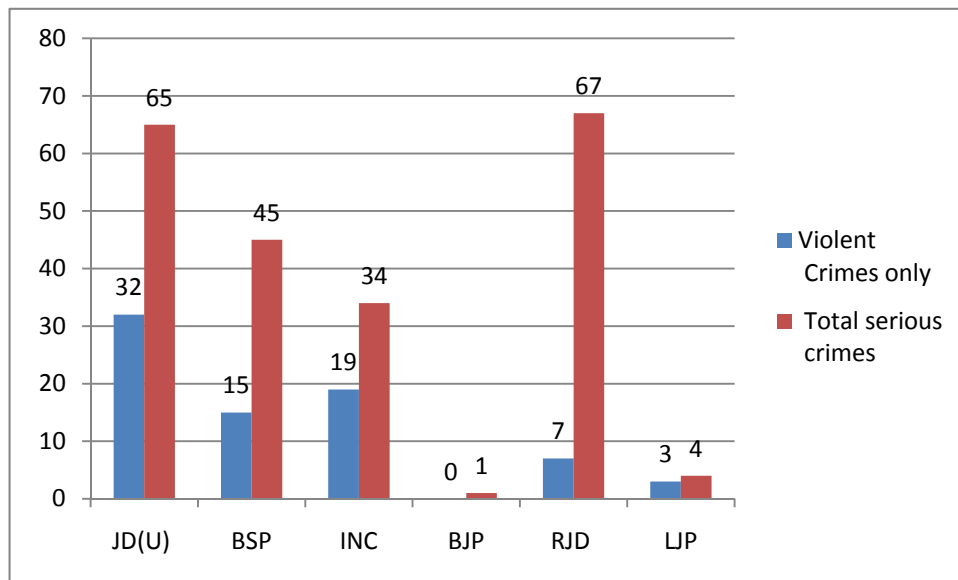


Figure: Comparison total serious crimes vs. total violent crimes (murder, kidnapping etc) - party wise

Party wise comparison of pending criminal cases on candidates in Lok Sabha 2004 & Lok Sabha 2009

A comparison of candidates for 2009 & 2004 Lok Sabha elections from five major parties and with pending criminal cases shows that for all five major parties- JD (U), RJD, BSP INC & BJP the number of candidates with pending criminal cases has increased in 2009 elections as compared to 2004 elections. This can be seen from table below.

Party	Lok Sabha 2004			Lok Sabha 2009		
	Number of candidates analysed	candidates with pending criminal cases	% of candidates with pending criminal cases	Number of candidates analysed	candidates with pending criminal cases	% of candidates with pending criminal cases
BSP	39	8	21%	38	18	47%
INC	4	0	0%	36	17	47%
RJD	26	11	42%	28	14	50%
JD(U)	24	11	46%	25	12	48%
BJP	15	5	33%	15	6	40%

Table: Comparison Lok Sabha 2004 vs. Lok Sabha 2009

Details for candidates based on pending criminal cases

The table below lists top 20 candidates with serious pending criminal cases. Most of them have been charged multiple times with murder, attempt to murder, kidnapping, dacoity etc. Dinesh Rathore from Araria had 58 counts of serious IPCs pending against him. Akhilesh Singh of Nawada had 31 cases of murder, attempt to murder & kidnapping etc pending against him. Out of these 20 candidates with most serious pending criminal cases, only 1 candidate won and rest 19 were rejected by the voters. The detailed list is given below.

S No	Name	Constituency	Party	Serious IPC Counts	Total no. of cases	IPC counts related to violent crimes like murder, kidnapping, theft, extortion and dacoity etc	Won/ Lost
1	Dinesh Rathour	Araria	IND	58	52	10 charges related to murder & 5 charges related to kidnapping, 13 related to dacoity and 7 charges related to robbery.	Lost
2	Akhilesh Singh	Nawada	IND	31	26	14 charges related to murder & 1 charge related to kidnapping, 3 charges of extortion, 4 charges of cheating and 1 charge of dacoity.	Lost
3	Ram Nandan Yadav	Khagaria	IND	30	20	13 charges related to murder & 9 charges related to kidnapping, 3 charges of theft & 1 charge of dacoity.	Lost
4	<u>RAVINDAR KR. RANA</u>	Khagaria	RJD	30	8	9 charges of cheating.	Lost
5	Vijay Kumar Shukla	Vaishali	JD(U)	28	25	15 charges related to murder & 2 charges related to kidnapping, 6 charges of theft & 1 of cheating.	Lost
6	Jagdis Sharma	Jahanabad	JD(U)	17	6	6 charges of cheating.	Won
7	Anil Mehta	Nawada	IND	16	12	2 charges related to murder & 1 charge related to kidnapping, 6 charges of cheating & 1 charge of extortion.	Lost
8	<u>MD. ANWARUL HAQUE</u>	Sheohar	BSP	16	9	2 charges related to murder, 2 charges related to theft, 1 related to extortion & 3 related to cheating	Lost
9	Mahboob Alam	Katihar	CPI(ML)(L)	16	9	7 charges related to murder, 3 charges of theft & 1 related to cheating.	Lost
10	Narendra Kumar Singh	Begusarai	IND	15	11	4 charges related to murder & 2 charges related to kidnapping, 1 charge of theft & 1 related to cheating.	Lost
11	Sikander Singh	Kishanganj	IND	14	10	6 charges each of theft and extortion	Lost
12	Amar Nath Yadav	Siwan	CPI(ML)(L)	14	7	7 charges related to murder & 1 charge related to kidnapping, 2 charges of theft.	Lost
13	Sanjay Yadav	Khagaria	IND	13	15	5 charges related to murder & 1 charge related to kidnapping, 5 charges related to theft.	Lost
14	Satyadeo Ram	Gopalganj	CPI(ML)(L)	13	4	5 charges related to murder & 1 charge related to kidnapping, 2 charges related to theft.	Lost

S No	Name	Constituency	Party	Serious IPC Counts	Total no. of cases	IPC counts related to violent crimes like murder, kidnapping, theft, extortion and dacoity etc	Won/ Lost
15	Kaushal Yadav	Nawada	IND	12	7	1 charge related to murder, 1 charge related to theft & 5 related to cheating.	Lost
16	Birendra Prasad Gupta	Valmiki Nagar	CPI(ML)(L)	10	7	5 charges related to murder & 2 charges related to kidnapping, 1 charge related to theft.	Lost
17	Mohammad Shamim Akhtar	Valmiki Nagar	INC	9	9	1 charge related to murder & 2 charges related to kidnapping, 2 charges of extortion and 1 each of theft & cheating.	Lost
18	Tarkeshwar Singh	Maharajganj	INC	9	7	5 charges related to murder & 2 charges related to kidnapping, 1 charge related to theft.	Lost
19	Gulab Raj	Khagaria	IND	9	3	1 charge related to murder & 1 charge related to kidnapping, 2 charges of theft & 2 of cheating.	Lost
20	Syed Mahmood Ashraf	Kishanganj	JD(U)	8	3	3 charges of cheating.	Lost

Pending criminal cases- analysis for MPs

Out of 40 MPs from Bihar in Lok Sabha 2009, 18 MPs have pending criminal cases against them. Out of these 18 MPs there are pending serious criminal cases against 6 (15%) MPs. In Lok Sabha 2004, 9 or (22.50 %) MPs had serious pending criminal cases.

Given below is a comparative analysis for MPs with pending criminal cases elected from Bihar. The presence of MPs with pending criminal cases from Bihar in Lok Sabha has increased by 20%. However the number of total pending criminal cases has decreased by almost 39%. This means that there were an average of 4.9 cases per tainted MP in Lok Sabha 2004 compared to 2.5 cases per tainted MP in Lok Sabha 2009.

	Lok Sabha 2004	Lok Sabha 2009	Increase	% increase
Number of MPs with pending criminal cases	15	18	3	20%
Total Pending criminal cases	74	45	-29	-39%
Number of MPs with pending serious criminal cases	9	6	-3	-33%
Total Serious IPCs against MPs	103	33	-70	-68%

Table: Comparison Lok Sabha 2004 & 2009- MPs with pending criminal cases

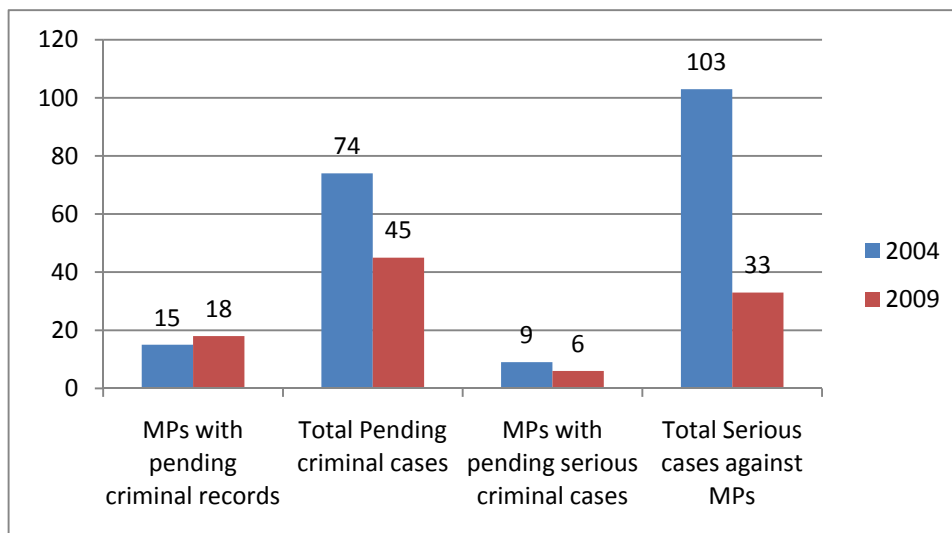


Figure: Comparison Lok Sabha 2004 & 2009- MPs with pending criminal cases

Party wise break up for MPs with pending criminal cases

Out of total 18 MPs with pending criminal cases 8 are from JD (U), 6 of BJP, 3 of RJD and 1 IND.

The comparison between total candidates and MPs is given below.

Party	Total candidates analysed	Total MPs	MPs with Criminal cases	%e of MPs with Criminal cases	MPs with Serious Criminal cases	%of MPs with Serious criminal cases
RJD	28	4	3	75%	2	50%
JD(U)	25	20	8	40%	3	15%
BJP	15	12	6	50%	1	8%
IND	291	2	1	50%	0	0%

Table: MPs with pending criminal cases- party wise

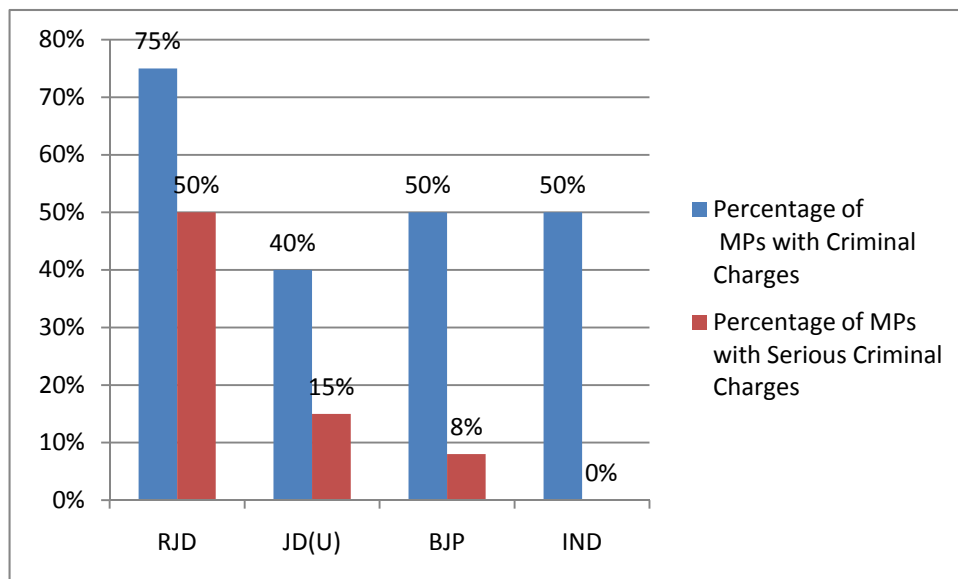


Figure: % MPs with pending criminal cases- Party wise

Party wise comparison of pending criminal cases on MPs in Lok Sabha 2004 & Lok Sabha 2009

In the table given below party wise comparison for MPs with pending criminal cases for major parties has been given.

Party	Lok Sabha 2004			Lok Sabha 2009		
	Number of MPs	Number of MPs with Pending criminal cases	% of MPs with pending criminal cases	Number of MPs	Number of MPs with Pending criminal cases	% of MPs with pending criminal cases
JD(U)	6	1	17%	20	8	40%
BJP	5	3	60%	12	6	50%
RJD	22	10	45%	4	3	75%
INC	3	0	0%	2	0	0%

Table: Comparison Lok Sabha 2004 vs. Lok Sabha 2009- MPs with pending criminal cases- party wise

Party wise break up for MPs with serious pending criminal cases

There are several cases of violent crimes like murder, attempt to murder, theft, extortion, robbery etc pending against MPs from Bihar. The table below gives summary of all serious violent offences related to murder, kidnapping, extortion, theft, robbery and dacoity. All serious IPC's have been clubbed under four heads namely- violent crimes; robbery, extortion, theft etc; financial frauds and other serious crimes. As can be seen MPs of JD(U) have 23 pending serious criminal IPC counts against them as compared to 9 of RJD and 1 of BJP.

IPC/Party	IPC Description	JD(U)	BJP	RJD	Total
Violent Crime:					
300 302 303 304 304A 304B 305 306	Murder & related	0	0	1	1
307 308	Attempt to murder	1	0	0	1
321322 323 324 325 326	Voluntarily causing hurt by dangerous weapons or means	2	0	0	2
339 340 341 342 343 344 345 346 347 348	Wrongful confinement for three or more days	1	0	0	1

IPC/Party	IPC Description	JD(U)	BJP	RJD	Total
359 360 361 362 363 363A 364 364A 365 366 366A 366B 367 368 369	kidnapping	1	0	1	2
Total Violent Crimes		5	0	2	7
<i>Robbery, extortion, theft etc</i>					
378 379 380 381 382	theft related	1	0	1	2
411 412 414 415 417 418 419 420	Cheating and dishonesty , stolen property	6	0	2	8
Total Theft related crimes		7	0	3	10
<i>Financial Fraud etc</i>					
465 466 467 468 469 470 471	forgery	11	0	3	14
Total Financial crimes		11	0	3	14
<i>Other serious crimes</i>					
171 C 171D 171F	undue influence or personation at an election	0	0	1	1
171G 171H	false statements/ Illegal payments in connection with an election	0	1	0	1
Total Other Serious crimes		0	1	1	2
Total		23	1	9	33

Table: Serious IPC section break up for candidates of major parties

The graph given below shows that comparing 2004 and 2009 Lok Sabha it is clearly visible that there has been a reduction in violent crimes, crimes related to robbery, extortion and theft and financial frauds. Overall, the number of total serious crimes has reduced from 103 in Lok Sabha 2004 to 33 in Lok Sabha 2009.

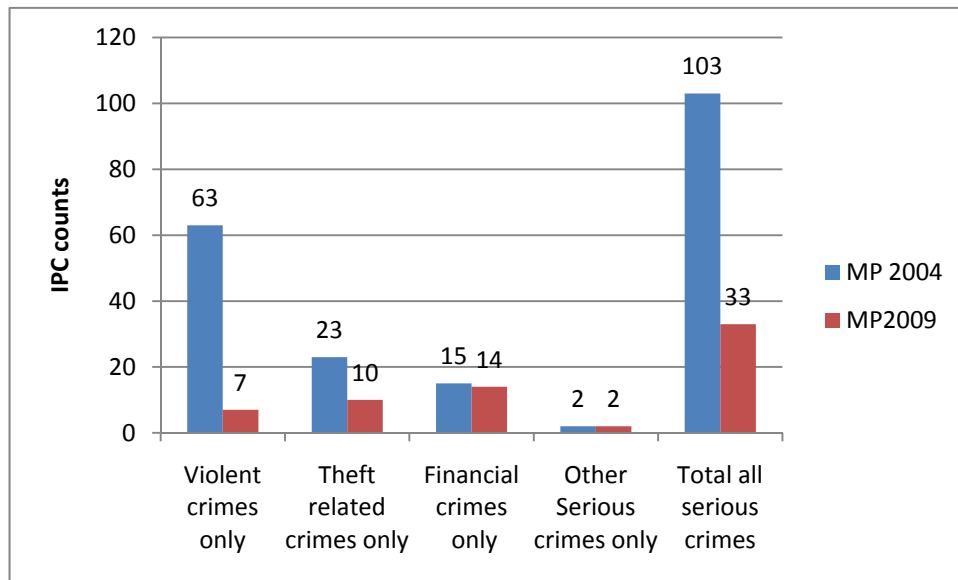


Figure: Comparison Lok Sabha 04 Vs 09: types of violent crimes

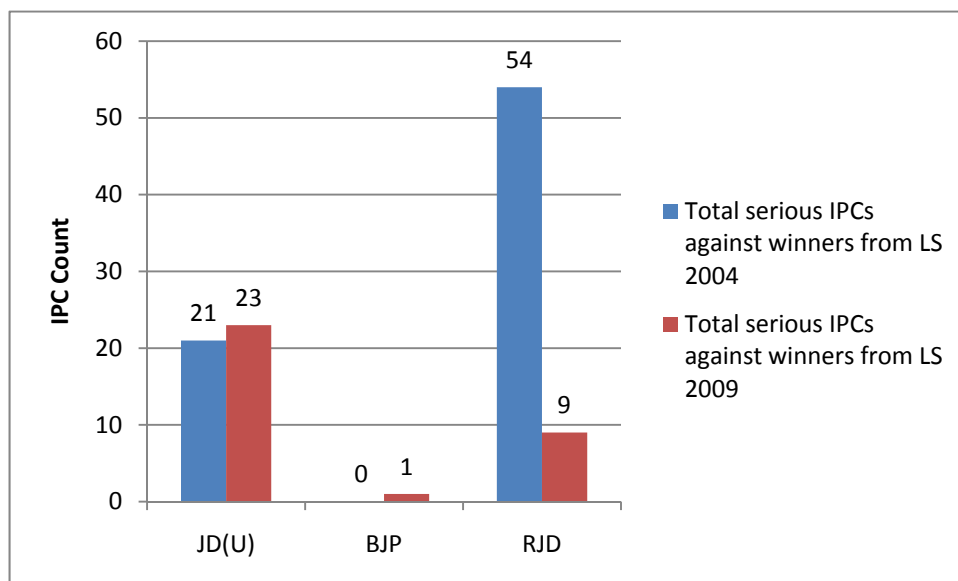


Figure: Party wise comparison of MPs and serious IPC counts for Lok Sabha 04 & 09

List of MPs with most serious pending criminal cases

Given below is a list of MPs from Bihar who have most serious pending criminal cases against them. Jagdis Sharma of JD (U) have 17 serious IPCs on him, Lalu Prasad (RJD) has 5 cases related to cheating and forger. Purnamasi Ram of JD (U) from Gopalganj and Umashanker Singh of RJD from Maharajganj have pending cases related to murder.

S No	Candidate	Party	Constituency	Cases Total	Serious IPC Counts	Occurrence of serious IPC counts
1	Jagdis Sharma	JD(U)	Jahanabad	6	17	17 counts of Cheating, Forgery
2	Lalu Prasad	RJD	Saran	7	5	5 counts of Forgery, Cheating
3	Purnamasi Ram	JD(U)	Gopalganj	1	4	1 count of Attempt to murder, 3 counts of kidnapping, causing grievous hurt and wrongful confinement.
4	Uma Shanker Singh	RJD	Maharajganj	1	4	1 count of Murder, 3 counts of theft, kidnapping and personation.
5	Sushil Kumar Singh	JD(U)	Aurangabad	4	2	2 IPC counts of theft and causing grievous hurt.
6	Kirti Azad	BJP	Darbanga	3	1	1 IPC count of illegal payments.

Analysis based on assets

Analysis based on assets – for candidates

Out of 646 candidates analysed for Lok Sabha 2009, 78 (12.07%) were crorepatis. 40% candidates of BJP and JD (U) were crorepatis.

Party	Total candidates analysed	Crorepati candidates	% of Crorepati candidates
BSP	38	11	29%
INC	36	13	36%
RJD	28	9	32%
JD(U)	25	10	40%
BJP	15	6	40%
IND	291	15	5%
other parties	213	14	7%
Total	646	78	12%

Table: Crorepati candidates- party wise break up

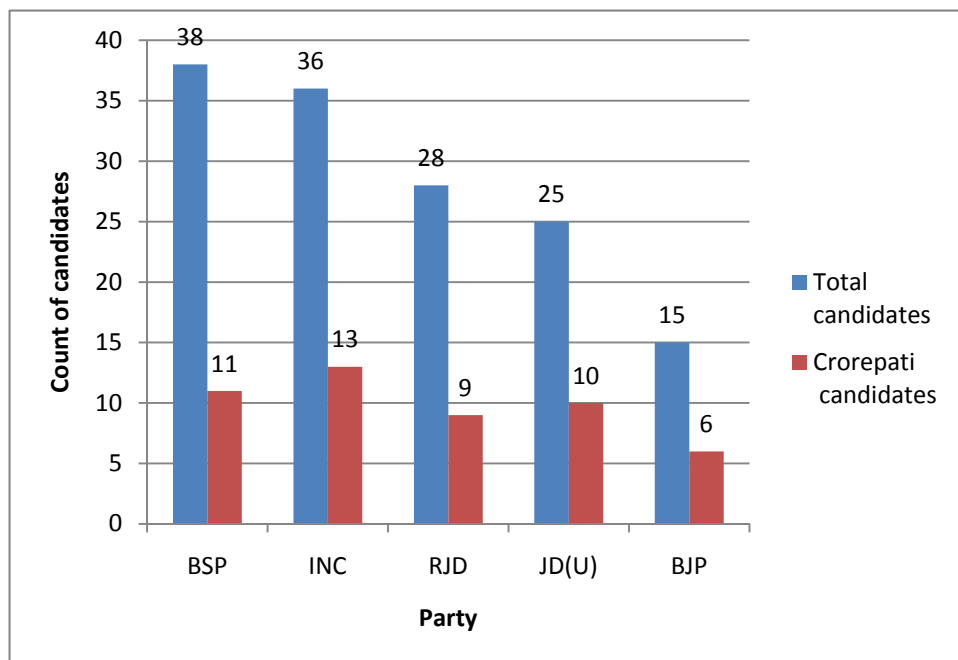


Figure: Crorepati candidates from major parties

Average assets for Candidates

For candidates of BJP average assets were approx 4 crores. These were more than 1.75 crores for INC and 1 crore for RJD and JD (U). Detailed list is given below.

Party	Average Assets	Candidate Count
BSP	Rs 89,59,798 ~ 89 Lacs+	38
INC	Rs 1,75,28,853 ~ 1 Cror+	36
RJD	Rs 1,05,84,417 ~ 1 Cror+	28
JD(U)	Rs 1,04,98,257 ~ 1 Cror+	25
BJP	Rs 4,71,07,648 ~ 4 Cror+	15
IND	Rs 29,75,904 ~ 29 Lacs+	291
Other parties	Rs 29,55,276 ~ 29 Lacs+	213

Table: Average assets for candidates party wise

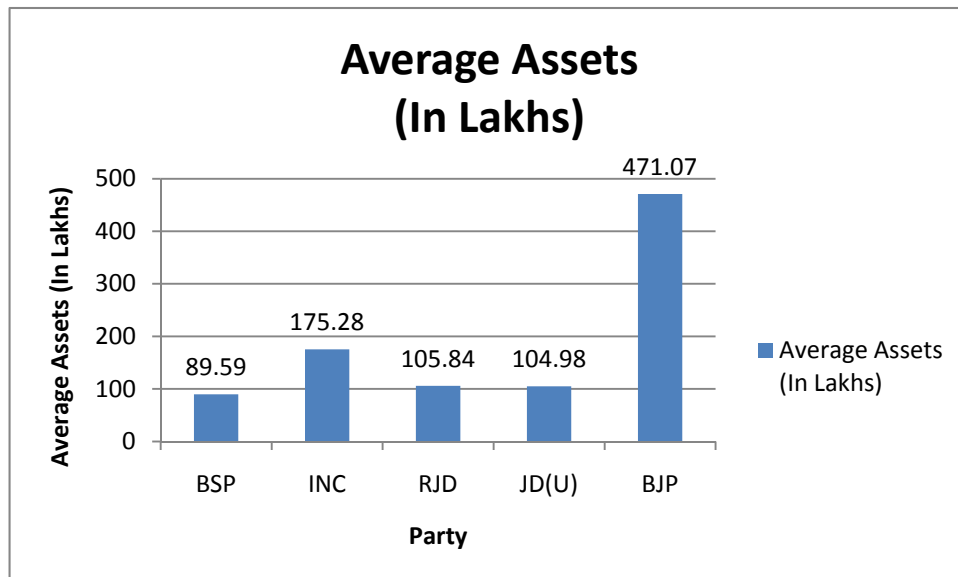


Figure: Average assets (in lakhs) for candidates of major parties

Top 20 crorepati candidates

Given below is the list of top 20 crorepati candidates who contested Lok Sabha 2009 elections from Bihar.

Serial	Name	Constituency	Party	Movable Assets (Rs)	Immovable Assets (Rs)	Total Assets (Rs)	PAN Given
1	UDAY SINGH ALIAS PAPPU SINGH	Purnia	BJP	9,00,27,669	32,90,03,000	41,90,30,669 41 Cror+	Y
2	SHATRUGHAN SINHA	Patna Sahib	BJP	8,08,81,702	6,91,52,274	15,00,33,976 15 Cror+	Y
3	ARVIND KR. GUPTA	Purvi Champaran	INC	23,35,785	14,19,00,000	14,42,35,785 14 Cror+	Y
4	UMA SHANKAR BHAGAT	Munger	IND	9,80,76,777	3,70,23,883	13,51,00,660 13 Cror+	Y
5	MEIRA KUMAR	Sasaram	INC	1,11,45,500	9,04,20,000	10,15,65,500 10 Cror+	Y
6	GEORGE FERNANDES	Muzaffarpur	IND	7,04,39,798	2,50,00,000	9,54,39,798 9 Cror+	Y
7	SHANKAR JHA	Purnia	LJP	6,17,55,735	1,50,83,000	7,68,38,735 7 Cror+	Y
8	VINITA VIJAY	Muzaffarpur	INC	3,08,85,880	3,88,52,230	6,97,38,110 6 Cror+	Y
9	AJIT SHARMA	Bhagalpur	BSP	2,59,30,059	3,64,56,277	6,23,86,336 6 Cror+	Y
10	Nikhil Kumar	Aurangabad	INC	2,69,03,239	2,26,22,000	4,95,25,239 4 Cror+	Y
11	VIJAY SINGH YADAV	Pataliputra	INC	3,44,336	4,52,00,000	4,55,44,336 4 Cror+	Y
12	DEVENDRA RAKESH	Muzaffarpur	BJKVP	1,30,000	4,37,00,000	4,38,30,000 4 Cror+	N
13	Meena Singh	Arrah	JD(U)	2,26,23,000	1,98,13,500	4,24,36,500 4 Cror+	Y
14	DIGVIJAY SINGH	Banka	IND	54,45,000	3,66,19,000	4,20,64,000 4 Cror+	Y
15	DHRUVA KUMAR GUPTA	Madhepura	IND	2,00,600	4,00,00,000	4,02,00,600 4 Cror+	N
16	AHMAD ASHFAQUE KARIM	Katihar	LJP	66,35,000	2,70,98,000	3,37,33,000 3 Cror+	Y
17	AKHILESH PD. SINGH	Purvi Champaran	RJD	1,23,96,000	2,10,68,000	3,34,64,000 3 Cror+	N
18	Lalu Prasad	Saran	RJD	68,72,693	2,48,30,000	3,17,02,693 3 Cror+	Y
19	LALU P PRASAD	Pataliputra	RJD	78,00,746	2,37,26,000	3,15,26,746 3 Cror+	Y
20	Shyam Lal Singh Kushwaha	Buxar	BSP	34,22,965	2,77,50,000	3,11,72,965 3 Cror+	Y

Analysis based on assets- for MPs

Out of 40 MPs in Lok Sabha 2009 from Bihar 17 are crorepati. In 2004 there were 7 crorepati MPs from Bihar. This shows an increase of 143% in the number of crorepati MPs in 2009 Lok Sabha from 2004 Lok Sabha. The average asset of a MP in 2004 Lok Sabha was Rs 87 Lac (Approx) which rose to Rs 2.70 cr in 2009. Between 2004 & 2009 there has been an average asset increase of 210% for MPs.

	In Lok Sabha 2004	In Lok Sabha 2009	Increase	% Increase
Number of crorepati MPs	7	17	10	143%
Average Asset of a MP(In Lakhs)	87.14	269.81	182.67	210%

Table: Comparison Lok Sabha 2004 and 2009 based on assets

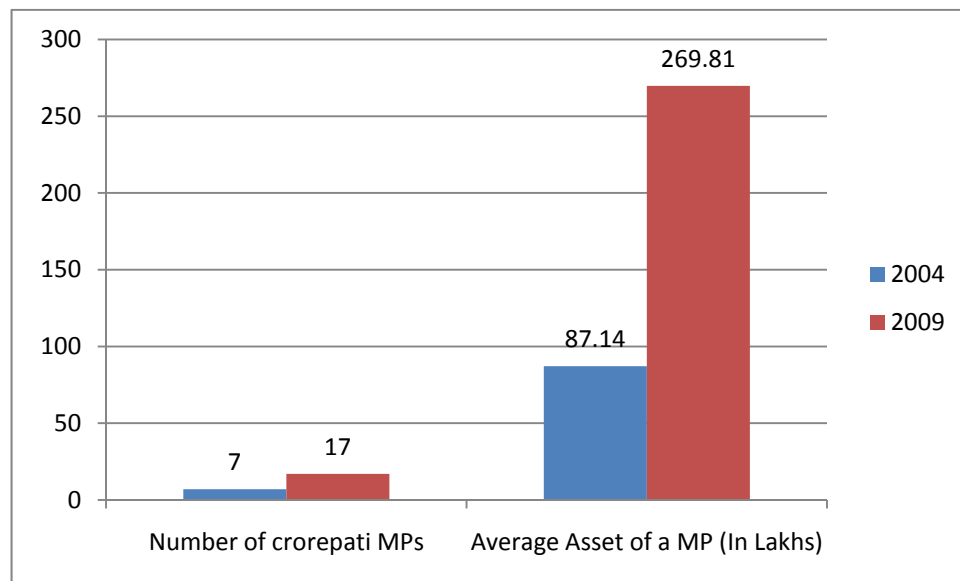


Figure: Comparison Lok Sabha 2004 and 2009 based on assets

Chances of winning based on assets

As can be seen from the table, the higher the assets the more are the chances of winning of a candidate. In the 2009 Lok Sabha elections, 33% of the candidates who declared assets more than 5 crore and above won. On the other hand less than 1% of candidates with assets less than 10 lakh won. The election results seemed to be highly influenced by the money power of the candidates

value of assets	No. of candidates analysed	No. of MPs	% of MPs
Very high (5 cr and above)	9	3	33%
High (50 lakhs to 5 cr)	146	26	18%
Medium (50 lakhs to 10 lakhs)	160	10	6%
Low (less than 10 lakhs)	331	1	0.3%

Table1: Chances of winning based on assets

Crorepatri MPs- Party wise break up

50% MPs of both INC and RJD in Bihar are crorepatri where as the corresponding figure for BJP and JD (U) is 41.66% and 40%.

Party	Total candidates analysed	Total crorepatri candidates	Total MPs	Total crorepatri MPs	% of crorepatri MPs
INC	36	13	2	1	50%
RJD	28	9	4	2	50%
JD(U)	25	10	20	8	40%
BJP	15	6	12	5	42%
IND	291	15	2	1	50%

Table: Crorepatri MPs- party wise break up

Average assets per MP for major parties

Average asset for a MP from BJP is Rs 5.57 crores, for INC it is Rs 5.27 crores and for RJD and JD (U) it is approx Rs 1 crore.

Party	No of candidates analysed	Average assets for candidates	No of MPs	Average Assets for MPs
INC	36	Rs 1,75,28,853 ~ 1 Cror+	2	Rs 5,27,81,180 ~ 5 Cror+
RJD	28	Rs 1,05,84,417 ~ 1 Cror+	4	Rs 1,36,58,005 ~ 1 Cror+
JD(U)	25	Rs 1,04,98,257 ~ 1 Cror+	20	Rs 1,02,28,017 ~ 1 Cror+
BJP	15	Rs 4,71,07,648 ~ 4 Cror+	12	Rs 5,57,83,585 ~ 5 Cror+

Table: Average assets for MPs

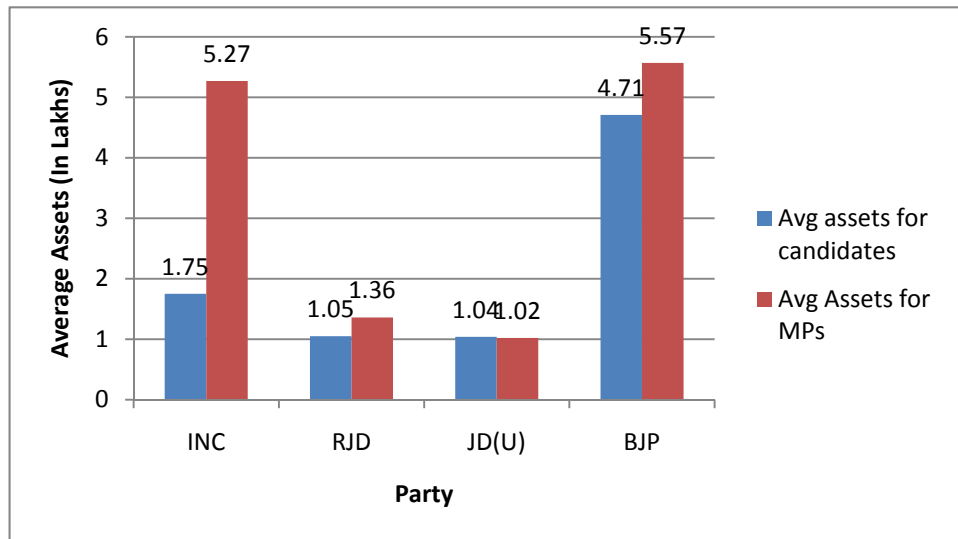


Figure: Comparison average assets for candidates & MPs in Lok Sabha 2009

Asset position in constituency among candidates and chances of winning

The following table gives an analysis of asset position in constituency among candidates (highest asset to lowest asset) and their chances of winning. From 27.5% constituencies, candidates with highest declared assets according to their own self sworn affidavits emerged as MPs. From 15% constituencies candidates with second highest declared assets won. The number of MPs kept decreasing according to their position in the constituency according to their declared affidavits.

Position in constituency based on assets	Total MPs	% of MPs
1	11	27.5%
2	6	15%
3	9	22.5%
4	6	15%
5	4	10%
6	2	5%
9	1	2.5%
11	1	2.5%

Table: Position in constituency based on assets and MPs

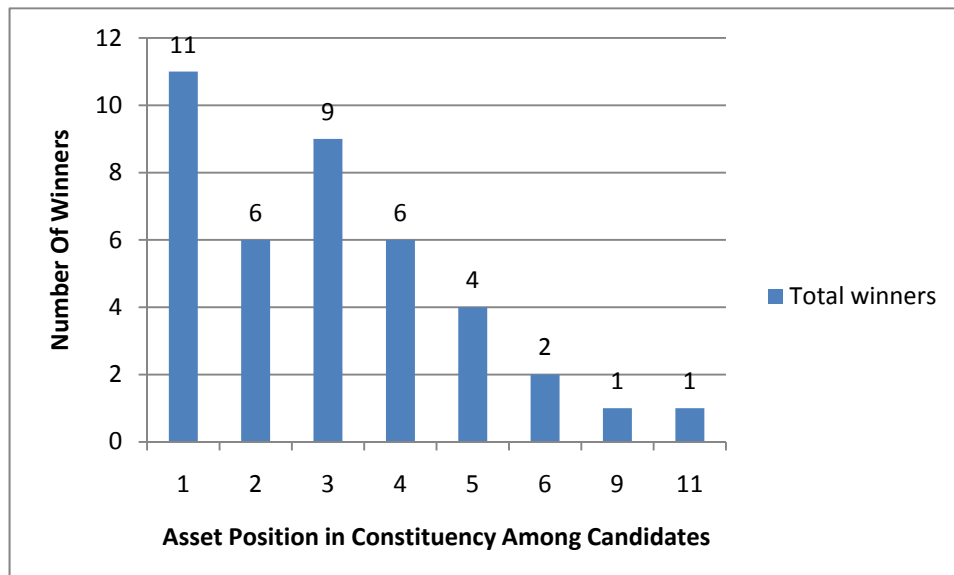


Figure: Asset position in constituency among candidates and MPs

Details of Crorepati MPs

The table given below is a list of MPs with assets in crores.

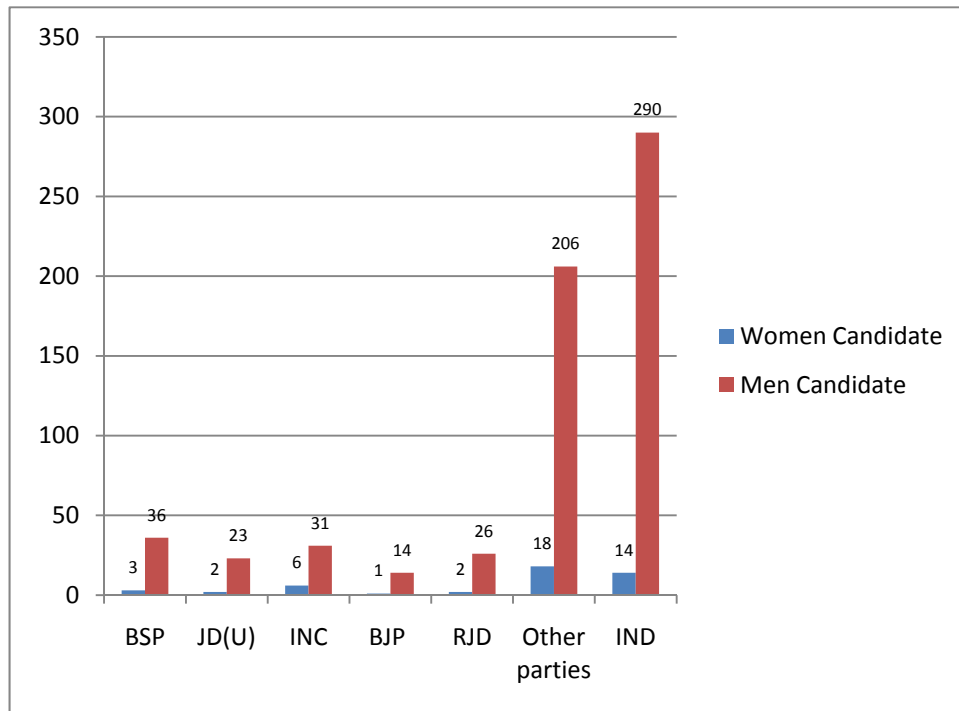
Serial	Name	Constituency	Party	Movable Assets (Rs)	Immovable Assets (Rs)	Total Assets (Rs)	PAN Given
1	UDAY SINGH ALIAS PAPPU SINGH	Purnia	BJP	9,00,27,669	32,90,03,000	41,90,30,669 41 Cror+	Y
2	SHATRUGHAN SINHA	Patna Sahib	BJP	8,08,81,702	6,91,52,274	15,00,33,976 15 Cror+	Y
3	MEIRA KUMAR	Sasaram	INC	1,11,45,500	9,04,20,000	10,15,65,500 10 Cror+	Y
4	Meena Singh	Arrah	JD(U)	2,26,23,000	1,98,13,500	4,24,36,500 4 Cror+	Y
5	DIGVIJAY SINGH	Banka	IND	54,45,000	3,66,19,000	4,20,64,000 4 Cror+	Y
6	Lalu Prasad	Saran	RJD	68,72,693	2,48,30,000	3,17,02,693 3 Cror+	Y
7	RAMA DEVI	Sheohar	BJP	1,41,90,059	1,18,53,800	2,60,43,859 2 Cror+	Y
8	HUKM DEO NARAYAN YADAV	Madhubani	BJP	20,12,430	2,30,00,000	2,50,12,430 2 Cror+	Y
9	Sushil Kumar Singh	Aurangabad	JD(U)	62,37,871	1,46,50,000	2,08,87,871 2 Cror+	Y
10	RANJAN PRASAD YADAV	Pataliputra	JD(U)	79,47,000	73,72,000	1,53,19,000 1 Cror+	Y
11	CAPTAIN JAI NARAYAN PRASAD NISHAD	Muzaffarpur	JD(U)	2,69,831	1,48,79,000	1,51,48,831 1 Cror+	Y
12	SHARAD YADAV	Madhepura	JD(U)	1,03,07,050	38,00,000	1,41,07,050 1 Cror+	Y
13	Jagdis Sharma	Jahanabad	JD(U)	71,13,781	63,50,000	1,34,63,781 1 Cror+	Y
14	RAJIV RANJAN SINGH ALIAS LALAN SINGH	Munger	JD(U)	59,13,586	60,83,000	1,19,96,586 1 Cror+	Y
15	DR. SANJAY JAISWAL	Paschim Champaran	BJP	61,75,153	45,76,301	1,07,51,454 1 Cror+	Y
16	ASWAMEDH DEVI	Ujiarpur	JD(U)	2,36,274	1,03,00,000	1,05,36,274 1 Cror+	Y
17	Uma Shanker Singh	Maharajganj	RJD	7,67,601	93,78,000	1,01,45,601 1 Cror+	Y

Female representation in Lok Sabha 2009 elections

Out of 672 candidates in Lok Sabha 2009 elections from Bihar only 46 or 7% women contested. Out of these 46 only 4 emerged as MPs. The party wise break up for female candidates and MPs vis a vis male candidates and MPs is as below-

	BSP	JD(U)	INC	BJP	RJD	Other parties	IND	Total
Women								
Candidates	3	2	6	1	2	18	14	46
MPs	0	2	1	1	0	0	0	4
% Women candidates	8%	8%	17%	7%	7%	8%	5%	7%
% Women MPs	0%	10%	50%	8%	0%	0%	0%	10%
Men								
Candidates	36	23	31	14	26	206	290	626
MPs	0	18	1	11	4	0	2	36
% Men candidates	95%	92%	86%	93%	93%	97%	100%	93%
% Men MPs	0%	90%	50%	92%	100%	0%	100%	90%
Total								
Candidates	39	25	37	15	28	224	304	672
MPs	0	20	2	12	4	0	2	40

Table: Party wise female representation analysis



Candidates' distribution based on gender

Full Asset and pending criminal cases details

Assets for all MPs from Bihar in Lok Sabha 2009

S. No.	Name	Constituency	Party	Total Assets (Rs)	Movable Assets (Rs)	Immovable Assets (Rs)	Liabilities (Rs.)	PAN Given
1	UDAY SINGH ALIAS PAPPU SINGH	Purnia	BJP	41,90,30,669 9 41 Cror+	9,00,27,669 9 Cror+	32,90,03,000 3 2 Cror+	1410120.00 1 4 Lacs+	Y
2	SHATRUGHAN SINHA	Patna Sahib	BJP	15,00,33,976 6 15 Cror+	8,08,81,702 8 Cror+	6,91,52,274 6 ror+	25878099.00 2 Cror+	Y

S. No.	Name	Constituency	Party	Total Assets (Rs)	Movable Assets (Rs)	Immovable Assets (Rs)	Liabilities (Rs.)	PAN Given
3	MEIRA KUMAR	Sasaram	INC	10,15,65,500 10 Cror+	1,11,45,500 1 Cror+	9,04,20,000 9 Cror+	0.00	Y
4	Meena Singh	Arrah	JD(U)	4,24,36,500 4 Cror+	2,26,23,000 2 Cror+	1,98,13,500 1 Cror+	0.00	Y
5	DIGVIJAY SINGH	Banka	IND	4,20,64,000 4 Cror+	54,45,000 54 Lacs+	3,66,19,000 3 Cror+	1080299.00 10 Lacs+	Y
6	Lalu Prasad	Saran	RJD	3,17,02,693 3 Cror+	68,72,693 68 Lacs+	2,48,30,000 2 Cror+	2605977.00 26 Lacs+	Y
7	RAMA DEVI	Sheohar	BJP	2,60,43,859 2 Cror+	1,41,90,059 1 Cror+	1,18,53,800 1 Cror+	1322726.00 13 Lacs+	Y
8	HUKM DEO NARAYAN YADAV	Madhubani	BJP	2,50,12,430 2 Cror+	20,12,430 20 Lacs+	2,30,00,000 2 Cror+	264033.00 2 Lacs+	Y
9	Sushil Kumar Singh	Aurangabad	JD(U)	2,08,87,871 2 Cror+	62,37,871 62 Lacs+	1,46,50,000 1 Cror+	741199.00 7 Lacs+	Y
10	RANJAN PRASAD YADAV	Pataliputra	JD(U)	1,53,19,000 1 Cror+	79,47,000 79 Lacs+	73,72,000 73 Lacs+	0.00	Y
11	CAPTAIN JAI NARAYAN PRASAD NISHAD	Muzaffarpur	JD(U)	1,51,48,831 1 Cror+	2,69,831 2 Lacs+	1,48,79,000 1 Cror+	4337141.00 43 Lacs+	Y
12	SHARAD YADAV	Madhepura	JD(U)	1,41,07,050 1 Cror+	1,03,07,050 1 Cror+	38,00,000 38 Lacs+	0.00	Y
13	Jagdis Sharma	Jahanabad	JD(U)	1,34,63,781 1 Cror+	71,13,781 71 Lacs+	63,50,000 63 Lacs+	3723185.00 37 Lacs+	Y
14	RAJIV RANJAN SINGH ALIAS LALAN SINGH	Munger	JD(U)	1,19,96,586 1 Cror+	59,13,586 59 Lacs+	60,83,000 60 Lacs+	0.00	Y

S. No.	Name	Constituency	Party	Total Assets (Rs)	Movable Assets (Rs)	Immovable Assets (Rs)	Liabilities (Rs.)	PAN Given
15	DR. SANJAY JAISWAL	Paschim Champaran	BJP	1,07,51,454 1 Cror+	61,75,153 61 Lacs+	45,76,301 45 Lacs+	1169173.00 1 Lacs+	Y
16	ASWAMEDH DEVI	Ujiarpur	JD(U)	1,05,36,274 1 Cror+	2,36,274 2 Lacs+	1,03,00,000 1 Cror+	341141.00 3 Lacs+	Y
17	Uma Shanaker Singh	Maharajganj	RJD	1,01,45,601 1 Cror+	7,67,601 7 Lacs+	93,78,000 93 Lacs+	450000.00 4 Lacs+	Y
18	KIRTI AZAD	Darbhanga	BJP	97,89,047 97 Lacs+	96,89,047 96 Lacs+	1,00,000 1 Lacs+	0.00	Y
19	NIKHIL KUMAR CHOUDHARY	Katihar	BJP	80,18,754 80 Lacs+	16,18,754 16 Lacs+	64,00,000 64 Lacs+	802308.00 8 Lacs+	N
20	RADHA MOHAN SINGH	Purvi Champaran	BJP	76,29,444 76 Lacs+	20,04,444 20 Lacs+	56,25,000 56 Lacs+	184731.00 1 Lacs+	Y
21	SYED SHAHNAWAZ HUSSAIN	Bhagalpur	BJP	74,72,000 74 Lacs+	26,72,000 26 Lacs+	48,00,000 48 Lacs+	101000.00 1 Lacs+	Y
22	DINESH CHANDRA YADAV	Khagaria	JD(U)	72,05,506 72 Lacs+	42,30,506 42 Lacs+	29,75,000 29 Lacs+	15922.00 15 Thou+	Y
23	KAUSHALENDRA KUMAR	Nalanda	JD(U)	71,33,058 71 Lacs+	7,33,058 7 Lacs+	64,00,000 64 Lacs+	227065.00 2 Lacs+	N
24	MAHESWER HAZARI	Samastipur	JD(U)	66,94,921 66 Lacs+	16,54,921 16 Lacs+	50,40,000 50 Lacs+	1054356.00 10 Lacs+	Y
25	VISHWA MOHAN KUMAR	Supaul	JD(U)	66,89,616 66 Lacs+	11,89,616 11 Lacs+	55,00,000 55 Lacs+	440179.00 4 Lacs+	Y
26	Jagda Nand singh	Buxar	RJD	66,14,488 66 Lacs+	4,23,888 4 Lacs+	61,90,600 61 Lacs+	12263.00 12 Thou+	Y

S. No.	Name	Constituency	Party	Total Assets (Rs)	Movable Assets (Rs)	Immovable Assets (Rs)	Liabilities (Rs.)	PAN Given
27	Mahabali Singh	Karakat	JD(U)	61,94,257 6 1 Lacs+	33,35,174 33 Lacs+	28,59,083 28 L acs+	0.00	Y
28	RAGHUVANSH PRASAD SINGH	Vaishali	RJD	61,69,238 6 1 Lacs+	13,00,038 13 Lacs+	48,69,200 48 L acs+	315457.00 3 L acs+	Y
29	MANGANILAL MANDAL	Jhanjharpur	JD(U)	53,98,793 5 3 Lacs+	8,02,208 8 La cs+	45,96,585 45 L acs+	1709884.00 1 7 Lacs+	Y
30	BAIDYANATH PRASAD MAHTO	Valmiki Nagar	JD(U)	44,28,802 4 4 Lacs+	13,28,802 13 Lacs+	31,00,000 31 L acs+	519415.00 5 L acs+	Y
31	BHUDEO CHOUDHARY	Jamui	JD(U)	40,79,000 4 0 Lacs+	15,29,000 15 Lacs+	25,50,000 25 L acs+	289192.00 2 L acs+	N
32	MOHAMMAD ASRARUL HAQUE	Kishanganj	INC	39,96,860 3 9 Lacs+	3,46,860 3 La cs+	36,50,000 36 L acs+	0.00	Y
33	BholaSingh	Nawada	BJP	38,93,000 3 8 Lacs+	11,93,000 11 Lacs+	27,00,000 27 L acs+	360000.00 3 L acs+	Y
34	DR. MONAZIR HASSAN	Begusarai	JD(U)	35,83,898 3 5 Lacs+	10,28,898 10 Lacs+	25,55,000 25 L acs+	1682852.00 1 6 Lacs+	Y
35	PURNAMASIRAM	Gopalganj	JD(U)	33,18,062 3 3 Lacs+	19,66,562 19 Lacs+	13,51,500 13 L acs+	598329.00 5 L acs+	Y
36	OmPrakash Yadav	Siwan	IND	30,32,500 3 0 Lacs+	4,32,500 4 La cs+	26,00,000 26 L acs+	0.00	N
37	RAM SUNDAR DAS	Hajipur	JD(U)	30,31,466 3 0 Lacs+	1,40,767 1 La cs+	28,90,699 28 L acs+	1116705.00 1 1 Lacs+	Y
38	ARJUN ROY	Sitamarhi	JD(U)	29,07,058 2 9 Lacs+	12,78,556 12 Lacs+	16,28,502 16 L acs+	465900.00 4 L acs+	Y

S. No.	Name	Constituency	Party	Total Assets (Rs)	Movable Assets (Rs)	Immovable Assets (Rs)	Liabilities (Rs.)	PAN Given
39	Hari Manjhi	Gaya	BJP	14,71,374 1 4 Lacs+	3,74,374 3 La cs+	10,97,000 10 L acs+	389075.00 3 L acs+	Y
40	PRADEEP KUMAR SINGH	Araria	BJP	2,57,014 2 Lacs+	1,57,014 1 La cs+	1,00,000 1 Lacs +	764726.00 7 L acs+	Y

Full details of pending criminal cases on MPs from Bihar

Serial	Name	State/District	Constituency	Party	Age	Serious IPC Counts	No of Cases in which Accused	No. of Cases in which Convicted	Total
1	Jagdis Sharma	BIHAR	Jahanabad	JD(U)	58	17	6	0	6
Cases (Accused)		Serious IPC Frequency Table							
		Serious IPC Sections		Number of Times they appear for this candidate					
1. IPC Sections - 409,420, , Other Details - 13(1)(c)&(d),13(2) of pc act		420		6					
2. IPC Sections - 409,420,467,471,472,468,474,477(A), 120(B) , Other Details - 13(1)(C)&(D),13(2)of pc act		467		4					
3. IPC Sections - 409,420 , Other Details - 13(1)(C)&(D),13(2)of pc act		468		4					
4. IPC Sections - 409,420,467,468,471,474,477,(A)&120(B) , Other Details -		471		3					
5. IPC Sections - 409,420,467,468,471,472,474,477(A) &120(B) , Other Details - 13(1)(C)&(D),13(2)of pc act		Total		17					

6. IPC Sections - 409,201,511,420,467,468,472,474,477(A)&120(B) , Other Details - 13(1)(C)&(D),13(2)of pc act		IPC Section	Description						
Cases (Convicted) -----No Cases----		120B	Punishment of criminal conspiracy						
		201	Causing disappearance of evidence of offence, or giving false information to screen offender						
		409	Criminal breach of trust by public servant, or by banker, merchant or agent						
		420	Cheating and dishonestly inducing delivery of property						
		467	Forgery of valuable security, will, etc.						
		468	Forgery for purpose of cheating						
		471	Using as genuine a forged document or electronic record						
		472	Making or possessing counterfeit seal, etc., with intent to commit forgery punishable under section 467						
		474	Having possession of document described in Section 466 or 467, knowing it to be forged and intending to use it as genuine						
		477	Fraudulent cancellation, destruction, etc., of will, authority to adopt, or valuable security						
		477A	Falsification of accounts						
511	attempting to commit offences punishable with imprisonment for life or other imprisonment								
Serial	Name	State/District	Constituency	Party	Age	Serials as per IPC Count	No of Cases in	No. of Cases in which	Total

							s	which Accused	Convict ed	
2	Lalu Prasad	BIHAR	Saran	RJD	60	5		7	0	7
Cases (Accused)		Serious IPC Frequency Table								
1. IPC Sections - 120 B, 420, 201, 511, 418, 409, 467, 468, 471, 477(A), 473, 472 , Other Details - 13(2)r.w 13(1)(c)(d)of prevention of corruption Act1988, Case No- RC-20(A)/96 2. IPC Sections - , Other Details - RC-38(a)/96 3. IPC Sections - , Other Details - RC-47(A)/96 4. IPC Sections - , Other Details - RC-63(A)/96 5. IPC Sections - , Other Details - RC-64(A)/96 6. IPC Sections - , Other Details - RC-68(A)/96 7. IPC Sections - , Other Details - RC-5(A)/98		Serious IPC Sections		Number of Times they appear for this candidate						
		471		1						
		420		1						
		418		1						
		467		1						
		468		1						
		Total		5						
		Cases (Convicted) -----No Cases-----		IPC Section	Description					
		120	Concealing design to commit offence punishable with imprisonment							
		201	Causing disappearance of evidence of offence, or giving false information to screen offender							
		409	Criminal breach of trust by public servant, or by banker, merchant or agent							
		418	Cheating with knowledge that wrongful loss may ensue to person whose interest offender is bound to protect							

		420	Cheating and dishonestly inducing delivery of property						
		467	Forgery of valuable security, will, etc.						
		468	Forgery for purpose of cheating						
		471	Using as genuine a forged document or electronic record						
		472	Making or possessing counterfeit seal, etc., with intent to commit forgery punishable under section 467						
		473	Making or possessing counterfeit seal, etc., with intent to commit forgery punishable otherwise						
		477A	Falsification of accounts						
		511	attempting to commit offences punishable with imprisonment for life or other imprisonment						
Serial	Name	State/District	Constituency	Party	Age	Serious IPC Count	No of Cases in which Accused	No. of Cases in which Convicted	Total
3	PURNAMASI RAM	BIHAR	Gopalganj	JD(U)	52	4	1	0	1
Cases (Accused)		Serious IPC Frequency Table							
1. IPC Sections - 147, 149, 447, 341, 342, 343, 365, 323, 325, 307, 504, 120B , Other Details - 25(1-B)a and 26, 35 Arms act		Serious IPC Sections			Number of Times they appear for this candidate				
		343			1				
Cases (Convicted) -----No Cases-----		365			1				
		325			1				

		307	1						
		Total	4						
		IPC Section	Description						
		120B	Punishment of criminal conspiracy						
		147	rioting						
		149	Every member of unlawful assembly guilty of offence committed in prosecution of common object						
		307	Attempt to murder						
		323	voluntarily causing hurt						
		325	voluntarily causing grievous hurt						
		341	wrongful restraint						
		342	wrongful Confinement						
		343	Wrongful confinement for three or more days						
		365	Kidnapping or abducting with intent secretly and wrongfully to confine person						
		447	criminal trespass						
		504	Intentional insult with intent to provoke breach of the peace						
Serial	Name	State/District	Constituency	Party	Age	Serials as per IPC Count	No of Cases in which Accuse	No. of Cases in which Convict	Total

Serial	Name	State/District	Constituency	Party	Age	Series	No of Cases in which Accused	No. of Cases in which Convicted	Total												
4	Uma Shanaker Singh	BIHAR	Maharajganj	RJD	61	4	1	0	1												
Cases (Accused)		Serious IPC Frequency Table <table border="1"> <thead> <tr> <th>Serious IPC Sections</th> <th>Number of Times they appear for this candidate</th> </tr> </thead> <tbody> <tr> <td>364</td> <td>1</td> </tr> <tr> <td>302</td> <td>1</td> </tr> <tr> <td>379</td> <td>1</td> </tr> <tr> <td>171F</td> <td>1</td> </tr> <tr> <td>Total</td> <td>4</td> </tr> </tbody> </table>								Serious IPC Sections	Number of Times they appear for this candidate	364	1	302	1	379	1	171F	1	Total	4
Serious IPC Sections	Number of Times they appear for this candidate																				
364	1																				
302	1																				
379	1																				
171F	1																				
Total	4																				
Cases (Convicted) -----No Cases----		<table border="1"> <thead> <tr> <th>IPC Section</th> <th>Description</th> </tr> </thead> <tbody> <tr> <td>171F</td> <td>undue influence or personation at an election</td> </tr> <tr> <td>302</td> <td>Murder</td> </tr> <tr> <td>364</td> <td>Kidnapping or abducting in order to murder</td> </tr> <tr> <td>379</td> <td>theft</td> </tr> </tbody> </table>								IPC Section	Description	171F	undue influence or personation at an election	302	Murder	364	Kidnapping or abducting in order to murder	379	theft		
IPC Section	Description																				
171F	undue influence or personation at an election																				
302	Murder																				
364	Kidnapping or abducting in order to murder																				
379	theft																				

5	Sushil Kumar Singh	BIHAR	Aurangabad	JD(U)	43	2	4	0	4																				
Cases (Accused)		Serious IPC Frequency Table <table border="1"> <thead> <tr> <th>Serious IPC Sections</th> <th>Number of Times they appear for this candidate</th> </tr> </thead> <tbody> <tr> <td>324</td> <td>1</td> </tr> <tr> <td>379</td> <td>1</td> </tr> <tr> <td>Total</td> <td>2</td> </tr> </tbody> </table>								Serious IPC Sections	Number of Times they appear for this candidate	324	1	379	1	Total	2												
Serious IPC Sections	Number of Times they appear for this candidate																												
324	1																												
379	1																												
Total	2																												
Cases (Convicted) -----No Cases-----		<table border="1"> <thead> <tr> <th>IPC Section</th> <th>Description</th> </tr> </thead> <tbody> <tr> <td>147</td> <td>rioting</td> </tr> <tr> <td>148</td> <td>Rioting, armed with deadly weapon</td> </tr> <tr> <td>149</td> <td>Every member of unlawful assembly guilty of offence committed in prosecution of common object</td> </tr> <tr> <td>323</td> <td>voluntarily causing hurt</td> </tr> <tr> <td>324</td> <td>Voluntarily causing hurt by dangerous weapons or means</td> </tr> <tr> <td>337</td> <td>Causing hurt by act endangering life or personal safety of others</td> </tr> <tr> <td>379</td> <td>theft</td> </tr> <tr> <td>426</td> <td>Punished for mischief</td> </tr> <tr> <td>427</td> <td>Mischief causing damage to the amount of fifty rupees</td> </tr> </tbody> </table>								IPC Section	Description	147	rioting	148	Rioting, armed with deadly weapon	149	Every member of unlawful assembly guilty of offence committed in prosecution of common object	323	voluntarily causing hurt	324	Voluntarily causing hurt by dangerous weapons or means	337	Causing hurt by act endangering life or personal safety of others	379	theft	426	Punished for mischief	427	Mischief causing damage to the amount of fifty rupees
IPC Section	Description																												
147	rioting																												
148	Rioting, armed with deadly weapon																												
149	Every member of unlawful assembly guilty of offence committed in prosecution of common object																												
323	voluntarily causing hurt																												
324	Voluntarily causing hurt by dangerous weapons or means																												
337	Causing hurt by act endangering life or personal safety of others																												
379	theft																												
426	Punished for mischief																												
427	Mischief causing damage to the amount of fifty rupees																												

Serial	Name	State/District	Constituency	Party	Age	Series	No of Cases in which Accused	No. of Cases in which Convicted	Total
		447	criminal trespass						
6	KIRTI AZAD	BIHAR	Darbhangha	BJP	48	1	3	0	3
Cases (Accused)		IPC Section	Description						
1. IPC Sections - 144,353,427,504, , Other Details -		120B	Punishment of criminal conspiracy						
2. IPC Sections - 171(H), 188,120B , Other Details - 125, 133 R.P Act		144	Joining unlawful assembly armed with deadly weapon						
3. IPC Sections - 188 , Other Details - 133 R.P.Act		171H	Illegal payments in connection with an election						
Cases (Convicted) -----No Cases-----		188	Disobedience to order duly promulgated by public servant						
		353	Assault or criminal force to deter public servant from discharge of his duty						
		427	Mischief causing damage to the amount of fifty rupees						
		504	Intentional insult with intent to provoke breach of the peace						
Serial	Name	State/District	Constituency	Party	Age	Series	No of Cases in which Accused	No. of Cases in which Convicted	Total

Serial	Name	State/District	Constituency	Party	Age	Series	No of Cases in which Accused	No. of Cases in which Convicted	Total
7	<u>NIKHIL KUMAR CHOUDHARY</u>	BIHAR	Katihar	BJP	63	0	4	0	4
Cases (Accused)		IPC Section	Description						
1. IPC Sections - 188 , Other Details - 127(2) R.P.ACT		143	Being member of an unlawful assembly						
2. IPC Sections - , Other Details - PREVENTION OF DAMAGE TO PUBLIC PROPERTY ACT-1999		188	Disobedience to order duly promulgated by public servant						
3. IPC Sections - 143,341 , Other Details - 141,146,174 & Indian Railway ACT		341	wrongful restraint						
4. IPC Sections - 143,341 , Other Details - 141,146,174 & Indian Railway ACT									
Cases (Convicted) -----No Cases----									
8	<u>RAMA DEVI</u>	BIHAR	Sheohar	BJP	60	0	3	0	3
Cases (Accused)		IPC Section	Description						
1. IPC Sections - 353,347,504,506, , Other Details - 131(I)B,135(A),136 R P ACT.		332	Voluntarily causing hurt to deter public servant from his duty						
2. IPC Sections - 353,347,504,506, , Other Details - 191(1)(B) R. P. ACT		341	wrongful restraint						
3. IPC Sections - 341,342,353,504,506,332, , Other Details - 132 R. P. ACT		342	wrongful Confinement						
Cases (Convicted) -----No Cases----		347	Wrongful confinement to extort property, or constrain to illegal act						
		353	Assault or criminal force to deter public servant from discharge of his duty						
		504	Intentional insult with intent to provoke breach						

										of the peace	
										506	criminal intimidation
Serial	Name	State/District	Constituency	Party	Age	Serials	No of Cases in which Accused	No. of Cases in which Convicted	Total		
9	Mahabali Singh	BIHAR	Karakat	JD(U)	54	0	3	0	3		
Cases (Accused)		IPC Section		Description							
1. IPC Sections - , Other Details - 3 Property Defacement Act		188		Disobedience to order duly promulgated by public servant							
2. IPC Sections - 188 , Other Details - 133 People's Representative Act											
3. IPC Sections - , Other Details - 3 Property Defacement Act											
Cases (Convicted) -----No Cases----											
Serial	Name	State/District	Constituency	Party	Age	Serials	No of Cases in which Accused	No. of Cases in which Convicted	Total		
10	PRADEEP KUMAR SINGH	BIHAR	Araria	BJP	43	0	3	0	3		
Cases (Accused)		IPC Section		Description							
1. IPC Sections - 147, 148, 149, 341, 323,353,504, , Other Details -		34		Acts done by several persons in furtherance of common intention							
2. IPC Sections - 341,342, 506, 353, 504/34 , Other Details -		147		rioting							
3. IPC Sections - 147, 323, 504, 427, , Other Details -											

Cases (Convicted) -----No Cases----		148	Rioting, armed with deadly weapon						
		149	Every member of unlawful assembly guilty of offence committed in prosecution of common object						
		323	voluntarily causing hurt						
		341	wrongful restraint						
		342	wrongful Confinement						
		353	Assault or criminal force to deter public servant from discharge of his duty						
		427	Mischief causing damage to the amount of fifty rupees						
		504	Intentional insult with intent to provoke breach of the peace						
		506	criminal intimidation						
Serial	Name	State/District	Constituency	Party	Age	Serials as per IPC Count	No of Cases in which Accused	No. of Cases in which Convicted	Total
11	MANGANI LAL MANDAL	BIHAR	Jhanjharpur	JD(U)	60	0	2	0	2
Cases (Accused)		IPC Section	Description						
1. IPC Sections - 504,385, , Other Details -		385	Putting person in fear of injury in order to commit extortion						
2. IPC Sections - 499,500 , Other Details -									
Cases (Convicted) -----No Cases----		499	Defamation						
		500	defamation						

Serial	Name	State/District	Constituency	Party	Age	Series	No. of Cases in which Accused	No. of Cases in which Convicted	Total
		504	Intentional insult with intent to provoke breach of the peace						
12	DR. SANJAY JAISWAL	BIHAR	Paschim Champaran	BJP	44	0	2	0	2
Cases (Accused)		IPC Section	Description						
1. IPC Sections - 147,148,149,341,323,353,336,337,427 , Other Details -		147	rioting						
2. IPC Sections - 188 , Other Details - 3 Lok Sampati Act		148	Rioting, armed with deadly weapon						
Cases (Convicted) -----No Cases----		149	Every member of unlawful assembly guilty of offence committed in prosecution of common object						
		188	Disobedience to order duly promulgated by public servant						
		323	voluntarily causing hurt						
		336	Act endangering life or personal safety of others						
		337	Causing hurt by act endangering life or personal safety of others						
		341	wrongful restraint						
		353	Assault or criminal force to deter public servant from discharge of his duty						

		427	Mischief causing damage to the amount of fifty rupees						
Serial	Name	State/District	Constituency	Party	Age	Serials	No of Cases in which Accused	No. of Cases in which Convicted	Total
13	RANJAN PRASAD YADAV	BIHAR	Pataliputra	JD(U)	64	0	1	0	1
Cases (Accused)		IPC Section		Description					
1. IPC Sections - , Other Details - 3 D P ACT									
Cases (Convicted) -----No Cases----									
Serial	Name	State/District	Constituency	Party	Age	Serials	No of Cases in which Accused	No. of Cases in which Convicted	Total
14	Jagda Nand singh	BIHAR	Buxar	RJD	65	0	1	0	1
Cases (Accused)		IPC Section		Description					
1. IPC Sections - 188, 217, 218, 186 , Other Details - 171 C. People's Representation Act, 52, 26(3) Wildlife Protection Act & 33(1)C,63 Indian Forest Act		186		Obstructing public servant in discharge of public functions					
		188		Disobedience to order duly promulgated by public servant					
Cases (Convicted) -----No Cases----		217		Public servant disobeying direction of law with intent to save person from punishment or property from forfeiture					

		218	Public servant framing incorrect record or writing with intent to save person from punishment or property from forfeiture						
Serial	Name	State/District	Constituency	Party	Age	Serials	No of Cases in which Accused	No. of Cases in which Convicted	Total
15	OmPrakashYadav	BIHAR	Siwan	IND	43	0	1	0	1
Cases (Accused)		IPC Section	Description						
1. IPC Sections - 188 , Other Details - 131 Rp ACT		188	Disobedience to order duly promulgated by public servant						
Cases (Convicted) -----No Cases----									
Serial	Name	State/District	Constituency	Party	Age	Serials	No of Cases in which Accused	No. of Cases in which Convicted	Total
16	SHARAD YADAV	BIHAR	Madhepura	JD(U)	61	0	1	0	1
Cases (Accused)		IPC Section	Description						
1. IPC Sections - 341,323,504 , Other Details -		323	voluntarily causing hurt						
Cases (Convicted) -----No Cases----		341	wrongful restraint						
		504	Intentional insult with intent to provoke breach of the peace						
Serial	Name	State/District	Constituency	Party	Age	Serials	No of	No. of	Tot

Serial	Name	State/District	Constituency	Party	Age	Series	No of Cases in which Accused	No. of Cases in which Convicted	Total
17	UDAY SINGH ALIAS PAPPU SINGH	BIHAR	Purnia	BJP	57	0	1	0	1
Cases (Accused)		IPC Section		Description					
1. IPC Sections - 341, 323, 353, 427, 34 , Other Details - 132,133 OF R.P. ACT		34		Acts done by several persons in furtherance of common intention					
Cases (Convicted) -----No Cases-----		323		voluntarily causing hurt					
		341		wrongful restraint					
		353		Assault or criminal force to deter public servant from discharge of his duty					
		427		Mischief causing damage to the amount of fifty rupees					
18	BAIDYANATH PRASAD MAHTO	BIHAR	Valmiki Nagar	JD(U)	51	0	1	0	1
Cases (Accused)		IPC Section		Description					
1. IPC Sections - 188,143 , Other Details - 126 R.P.Act		143		Being member of an unlawful assembly					
Cases (Convicted) -----No Cases-----		188		Disobedience to order duly promulgated by public servant					

DISCLAIMER

All information about candidates, MLAs and Ministers in this report has been taken from the affidavits filed by candidates with their nomination papers. Copies of affidavits were obtained from the Election Commission (Website <http://ceo.nic.in>). While all efforts have been made to ensure that the information is in keeping with what is mentioned in the affidavits, in case of discrepancy between information in this report and that given in the affidavits, the information reported in the affidavits filed by candidates should be treated as correct. Neither Association for Democratic Reforms nor Election Watch groups in the state nor their volunteers are responsible or liable for any damage arising directly or indirectly from the publication of this volume.