

PRESS RELEASE

28th April, 2017

Analysis of Election Expenditure Statements of MLAs **Punjab Assembly Elections, 2017**

According to Section 78 of the Representation of the People Act, 1951, every contesting Winner has to lodge a true copy of his election expenses within 30 days from the date of declaration of result of election, with the District Election Officer in all States and Union Territories. Punjab Election Watch and Association for Democratic Reforms (ADR) have analyzed all the election expenditure statements submitted after the Punjab 2017 Assembly for 117 MLAs. The expenditure limit for the Winners during the Punjab Assembly elections was Rs. 28 lakhs. These election expense documents include *details of expenses on public meeting and processions, campaigning through electronic and print media, expense on campaign workers, expense on vehicles used and expense on campaign materials.*

Recommendations:

1. Each Winner is required to file his election expenditure statement within 30 days of the results of the elections, the deadline in case of the Punjab Assembly Elections being the 10th April, 2017. However, it was observed that the election expenditure statements of the Winners were not uploaded on the CEO website till significantly after the deadline. **It is therefore recommended that the Abstract Expenditure Statement (Annexure 15) of the Winners is uploaded on the website of the CEO within 72 hours of the receipt of the statement.**
2. The deadline for filing an election petition against any Winner is 45 days after the declaration of the results. Generally, Winners submit their election expenditure statements towards the end of the 30 days given for submission of the statements. This leaves 15 days for any common citizen to file an election petition against any Winner. The deadline for filing an election petition should be increased in order to give the citizens time to scrutinize the election expenditure statements of the Winners and gather the relevant documents/proof etc for the election petition.
3. As has been instated in the filing of affidavits during the elections, the Winners should not be allowed to keep any field blank on the Abstract Election Expenditure statement (Annexure 15) and Schedule 1 to 9. The statements must be filled in a legible format and overwriting of amounts in the statement should be discouraged.

Table of Contents

ANALYSIS OF ELECTION EXPENDITURE STATEMENTS OF MLAs PUNJAB ASSEMBLY ELECTIONS, 2017	1
SUMMARY AND HIGHLIGHTS OF ELECTION EXPENSES OF MLAs FROM THE PUNJAB ASSEMBLY 2017 ELECTIONS	
ERROR! BOOKMARK NOT DEFINED.	
SUMMARY AND HIGHLIGHTS OF FUNDS RAISED BY MLAs IN THE PUNJAB ASSEMBLY 2017 ELECTIONS	9
SUMMARY AND HIGHLIGHTS OF ELECTION EXPENSES OF MINISTERS FROM THE PUNJAB ASSEMBLY ELECTIONS, 2017	11
SUMMARY AND HIGHLIGHTS OF FUNDS RAISED BY MINISTERS IN THE PUNJAB ASSEMBLY 2017 ELECTIONS	13
TOP 10 MLAs WITH HIGHEST DECLARED ELECTION EXPENSES IN 2017 PUNJAB ASSEMBLY ELECTIONS.....	14
10 LOWEST ELECTION EXPENSES DECLARED BY MLAs.....	15
PARTY-WISE AVERAGE EXPENSES DECLARED BY MLAs.....	16
AVERAGE SELF FUNDS USED FOR ELECTION CAMPAIGN (PARTY-WISE).....	16
AVERAGE FUNDS RAISED FROM POLITICAL PARTIES (PARTY-WISE).....	17
AVERAGE FUNDS RAISED FROM OTHER SOURCES (PARTY-WISE).....	17
PARTY-WISE AVERAGE EXPENSES ON PUBLIC MEETINGS, PROCESSIONS ETC WITH AND WITHOUT STAR CAMPAIGNERS.....	18
PARTY WISE AVERAGE ELECTION EXPENSE OF MLAs ON CAMPAIGN MATERIALS.....	18
PARTY WISE AVERAGE ELECTION EXPENSE OF MLAs ON ELECTRONIC MEDIA.....	19
PARTY WISE AVERAGE ELECTION EXPENSE OF MLAs ON CAMPAIGN VEHICLES.....	19
PARTY WISE AVERAGE ELECTION EXPENSE OF MLAs ON CAMPAIGN WORKERS.....	20
ELECTION EXPENSES DECLARED BY MLAs IN PUNJAB ASSEMBLY ELECTIONS, 2017: FULL DETAILS.....	21
DISCLAIMER.....	31

Summary and Highlights of Election Expenses of MLAs from the Punjab Assembly 2017 Elections

1. **Less than 50% of the Limit:** Out of 117 MLAs analysed, **46(39%)** MLAs have declared election expenses of less than 50% of the expense limit in their constituency.
2. **Average Election Expenses:** Based on the election expense declarations of 117 MLAs from Punjab Assembly, the average amount of money spent by them in the elections is **Rs 15.34 lakhs, which is 55% of the expense limit.**
3. **Party-wise Average Election Expenses:** The party wise average election expenses shows that the average spending for **77 MLAs from INC** is **Rs 15.25 lakhs** (54.5% of the expense limit). For **20 MLAs from AAP**, the average election expenditure is **Rs 14.86 lakhs** (53% of the expense limit), for **15 MLAs from SAD**, it is **Rs 15.76 Lakhs** (56% of the expense limit), for **3 MLAs from BJP** it is **Rs 15.49 Lakhs** (55% of the expense limit), and for **2 MLAs from Lok Insaaf Party**, the average election expenditure is **Rs 20.01 Lakhs** (71.5% of the expense limit).

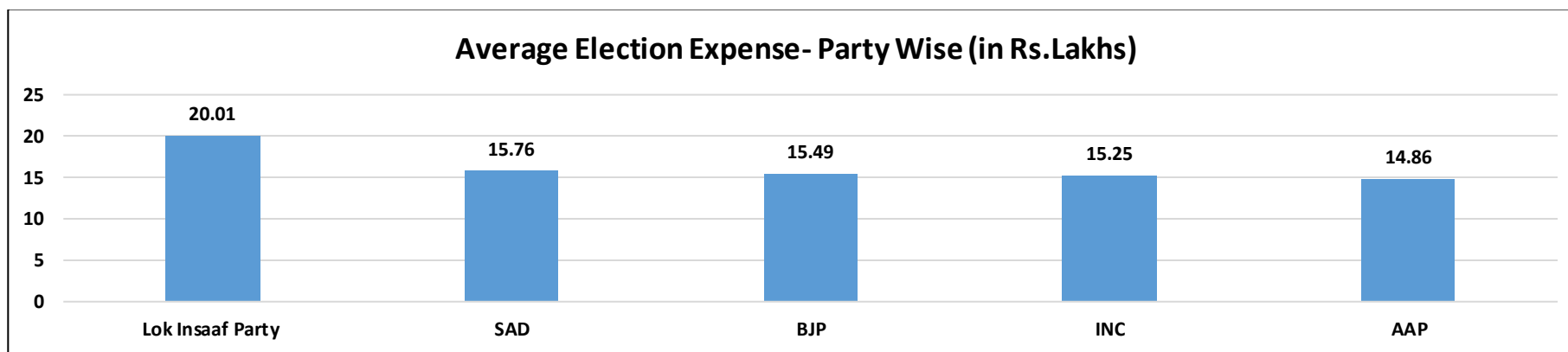



Figure 1: Party-wise Average Election Expenses (Rs. in lakhs)

Break-down of Election Expenses Incurred by MLAs



1. Top 3 MLAs with highest Election Expenses: The details of top 3 MLAs who have declared highest election expenses are given below:

S.No.	Name	District	Constituency	Party	Expense Limit (in Rs)	Total expenses incurred (in Rs.)	% of limit reached
1	GURPREET SINGH	FATEHGARH SAHIB	BASSI PATHANA (SC)	INC	28,00,000 28 La cs +	26,89,008 26 La cs +	96%
2	CHARANJIT SINGH CHANNI	RUPNAGAR	CHAMKAUR SAHIB (SC)	INC	28,00,000 28 La cs +	26,83,553 26 La cs +	96%
3	SIMARJEET SINGH BAINS	LUDHIANA	ATAM NAGAR	Lok Insaaf Party	28,00,000 28 La cs +	25,18,881 25 La cs +	90%

Data in this Kit is presented in good faith, with an intention to inform voters. MLAs' Election Expenditure Affidavits from the CEO Website (<http://ceopunjab.nic.in/>) is the source of this analysis.
Website:- www.adrindia.org, www.myneta.info

2. MLAs with lowest Election Expenses: The details of top 3 MLAs who have declared lowest election expenses are given below:

S.No.	Name	District	Constituency	Party	Expense Limit(in Rs)	Total expenses incurred(in Rs.)	% of limit reached
1	HARPARTAP SINGH	AMRITSAR	AJNALA	INC	28,00,000 28 La cs +	4,13,961 4 La cs +	15%
2	SUKHPAL SINGH BHULLAR	TARN TARAN	KHEMKARAN	INC	28,00,000 28 La cs +	6,57,831 6 La cs +	23%
3	RAKESH PANDEY	LUDHIANA	LUDHIANA NORTH	INC	28,00,000 28 La cs +	7,19,832 7 La cs +	26%

3. Expense on Public Meeting, Rally, and Processions with Star Campaigners: Out of the 117 MLAs analyzed, **45 (38%) MLAs** have declared that **they have not spent any amount on** public meetings, processions etc with star campaigners.

4. Expense on Campaigning through electronic/print media: **50 (43%) MLAs** have declared that they have **not spent any amount on** campaigning through electronic/print media.

5. Expense on Campaign Workers: **35 (30%) MLAs** have declared that they **have not spent any amount on campaign workers**.

6. Expense on Vehicles used: **1 MLA** has declared that he has **not spent any amount on vehicles during the campaign**.

7. Expense on Campaign Materials: **8 (7%) MLAs** have declared that they **have not spent any amount on campaign materials**.

8. Party-wise average expenses on Public Meetings, Processions with Star Campaigner:

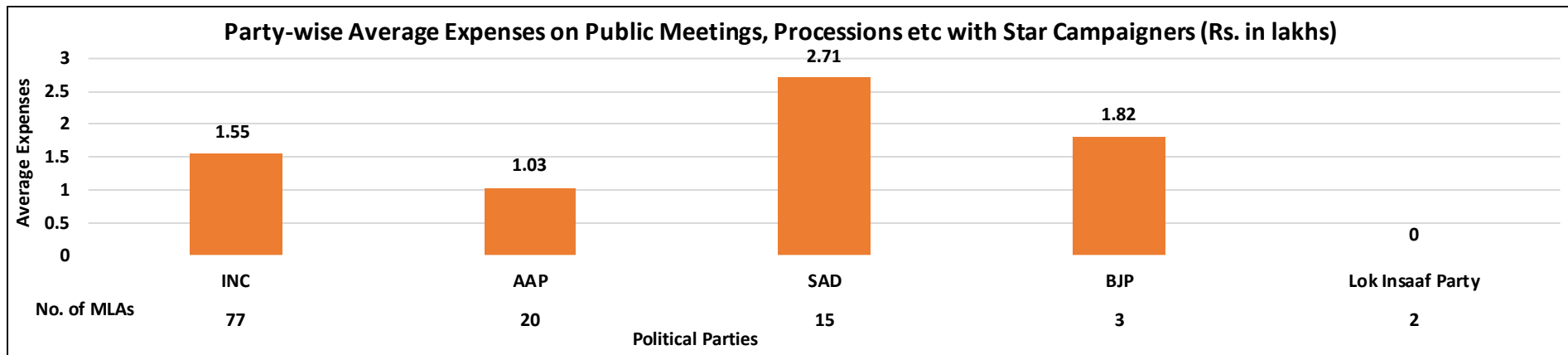


Figure 2: Party-wise Average Expenses on Public Meetings, Processions etc with Star Campaigners (Rs. in lakhs)

9. Party-wise average expenses on Public Meetings, Processions without Star Campaigner:

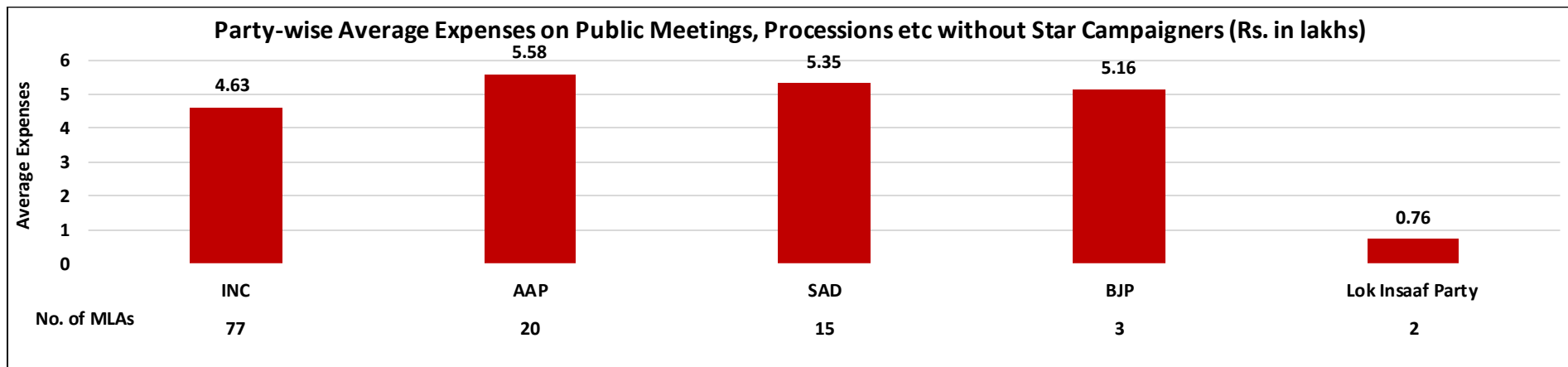


Figure 3: Party-wise Average Expenses on Public Meetings, Processions etc without Star Campaigners (Rs. in lakhs)

Data in this Kit is presented in good faith, with an intention to inform voters. MLAs' Election Expenditure Affidavits from the CEO Website (<http://ceopunjab.nic.in/>) is the source of this analysis.
Website:- www.adrindia.org, www.myneta.info

10. Party-wise average expenses on Campaign Materials:

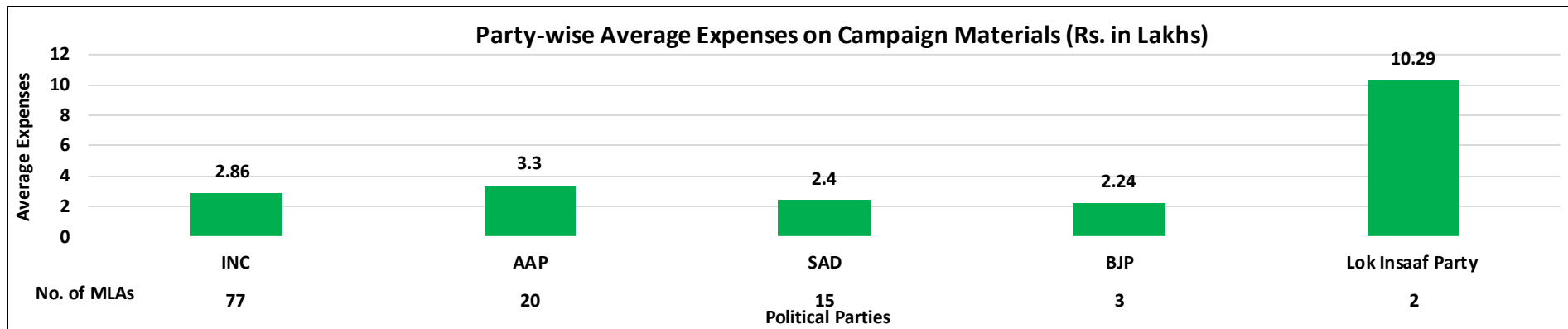


Figure 4: Party-wise Average Expenses on Campaign Materials (Rs. in lakhs)

11. Party-wise average expenses on Electronic Media:

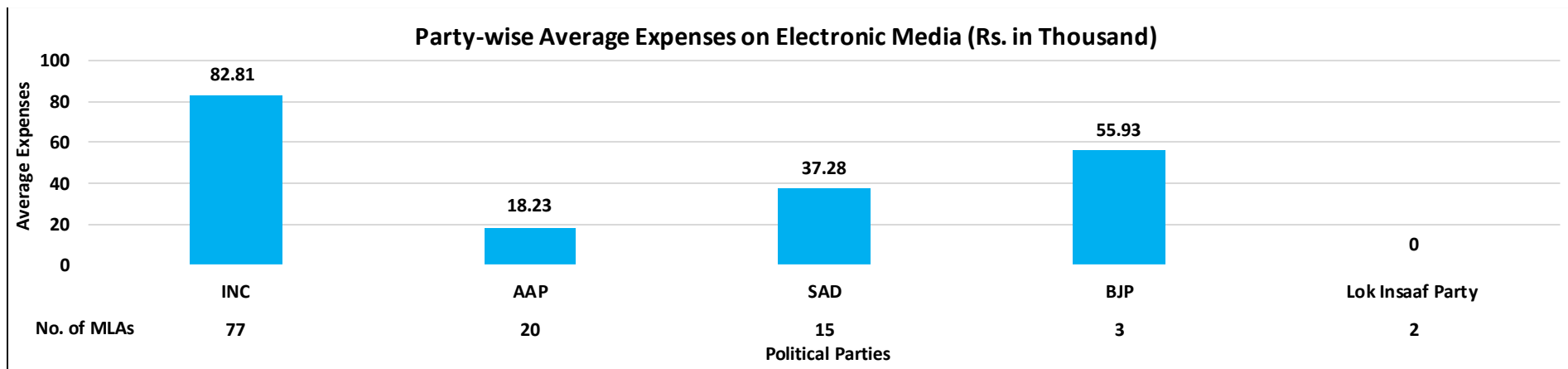


Figure 5: Party-wise Average Expenses on Electronic Media (Rs. in thousand)

Data in this Kit is presented in good faith, with an intention to inform voters. MLAs' Election Expenditure Affidavits from the CEO Website (<http://ceopunjab.nic.in/>) is the source of this analysis.
Website:- www.adrindia.org, www.myneta.info

12. Party-wise average expenses on Campaign Vehicles:

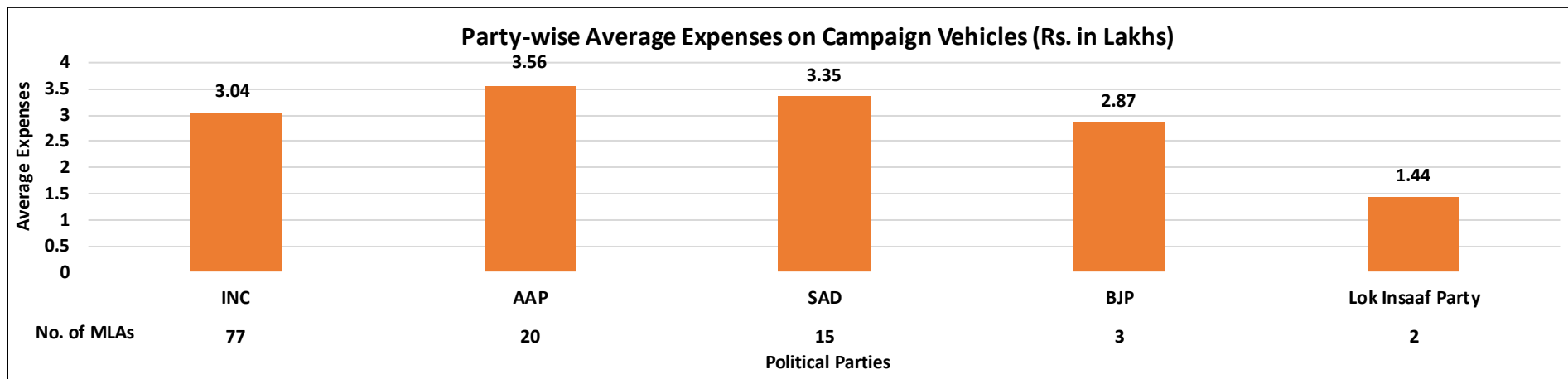


Figure 6: Party-wise Average Expenses on Campaign Vehicles (Rs. in lakhs)

13. Party-wise average expenses on Campaign Workers:

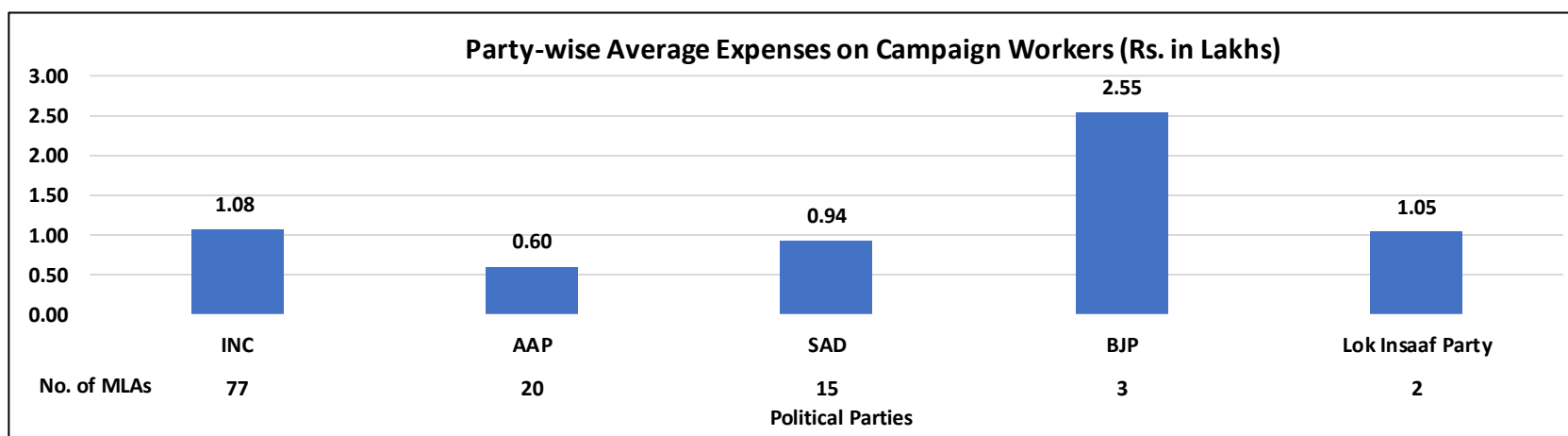


Figure 7: Party-wise Average Expenses on Campaign Workers (Rs. in lakhs)

Data in this Kit is presented in good faith, with an intention to inform voters. MLAs' Election Expenditure Affidavits from the CEO Website (<http://ceopunjab.nic.in/>) is the source of this analysis.
Website:- www.adrindia.org, www.myneta.info

Summary and Highlights of Funds Raised by MLAs in the Punjab Assembly 2017 Elections

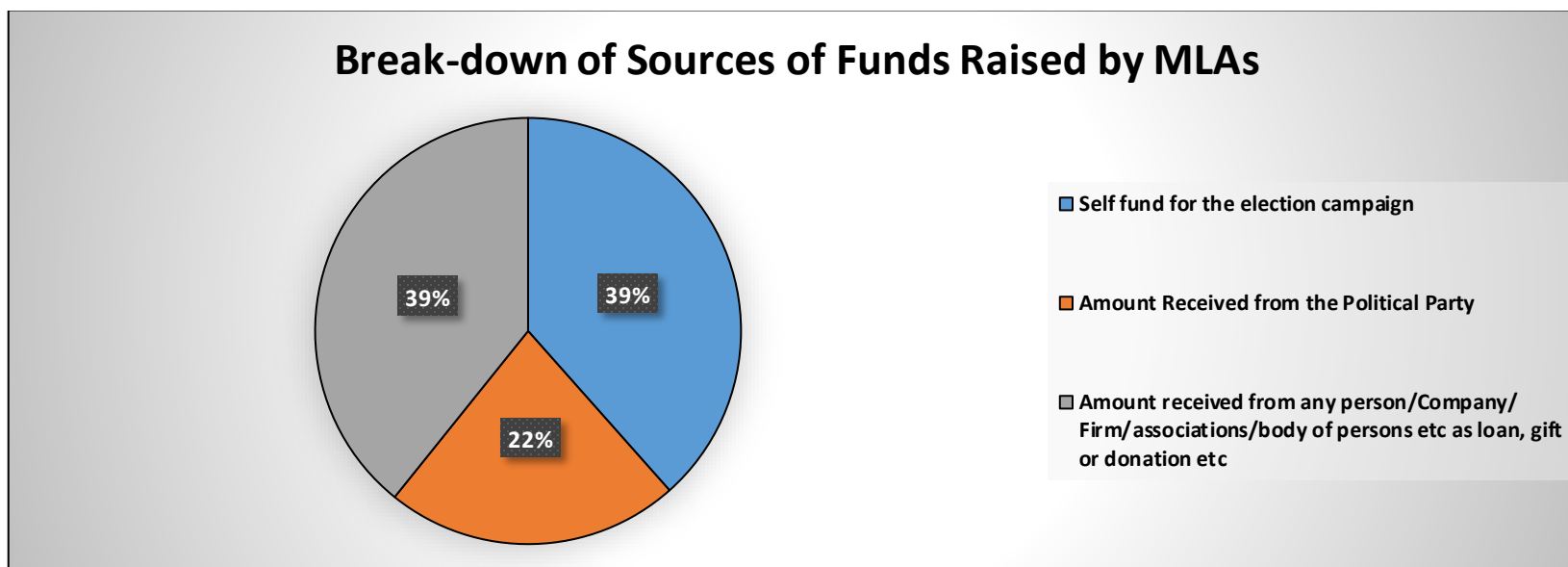


Figure 8: Percentage Break-down of Funds Raised by MLAs

1. **Percentage break-down of funds received by MLAs:** Out of the total funds received by MLAs, 22% funds were raised from political parties, 39% were raised by MLAs themselves and 39% funds were raised from other sources.
2. **MLAs Who Raised Funds from Political Parties:** Out of the 117 MLAs analyzed, 69(59%) MLAs have declared that they have not received any funds from political parties.
3. **MLAs Who Raised Funds through any person/ company/ firm/ associations/ body of persons etc as loan, gift or donation etc:** Out of the 117 MLAs analyzed, 17(14.5%) MLAs have declared that they have not received any funds from any person/ company/ firm/ associations/ body of persons etc as loan, gift or donation etc.

Data in this Kit is presented in good faith, with an intention to inform voters. MLAs' Election Expenditure Affidavits from the CEO Website (<http://ceopunjab.nic.in/>) is the source of this analysis.
Website:- www.adrindia.org, www.myneta.info

4. **Self funds used for election campaign:** Out of the 117 MLAs analyzed, **5 (4%) MLAs** have declared that **they have not used any of their own funds for their election campaign.**
5. **Average funds raised from Political Parties (Party-wise):** On an average a **MLA from INC raised 46 % of his/her election expense funds from the political party.** Similarly, on an average a **MLA from AAP raised 39%** of his/her election expense funds, a **MLA from SAD raised 0.86 %**, a **MLA from BJP raised 26 %** and a **MLA from Lok Insaaf Party raised 3 %** of their election expense funds from the political party.
6. **Average funds raised through any person/company/firm/associations/body of persons etc as loan, gift or donation etc (Party-wise):** On an average a **MLA from INC raised 33%** of his/her election expense funds from any person/company/firm/associations/body of persons etc as loan, gift or donation. Similarly, a **MLA from AAP raised 45%** of his/her election expense funds, a **MLA from SAD raised 71%** of his/her election expense funds, a **MLA from BJP raised 60%** of his/her election expense funds and a **MLA from Lok Insaaf Party raised on an average 38%** of their expense funds from any person/ company/ firm/ associations/ body of persons etc as loan, gift or donation.

Summary and Highlights of Election Expenses of Ministers from the Punjab Assembly Elections, 2017

- Less than 50% of the Limit:** Based on the election expense declarations of all 10 Ministers analysed from Punjab Assembly 2017, **2 Ministers (20%)** have declared election expenses of less than 50% of the expense limit in their constituency.
- Average Election Expenditure:** Based on the election expense declarations of all 10 Ministers from Punjab Assembly 2017, the **average amount of money spent** by them in the elections is about **Rs 17.56 lakhs, which is 63% of the expense limit**.
- Top 3 Ministers with highest Election Expenditure:** The details of top 3 ministers with highest election expenditure are given below:

S.No.	Name	District	Constituency	Party	Expense Limit (in Rs.)	Total expenses incurred/ authorized (in Rs.)	% of limit reached
1	CHARANJIT SINGH CHANNI	RUPNAGAR	CHAMKAUR SAHIB (SC)	INC	28,00,000 28 Lacs+	26,83,553 26 Lacs+	96%
2	MANPREET SINGH BADAL	BATHINDA	BATHINDA URBAN	INC	28,00,000 28 Lacs+	24,67,601 24 Lacs+	88%
3	RAZIA SULTANA	SANGRUR	MALERKOTLA	INC	28,00,000 28 Lacs+	24,48,362 24 Lacs+	87%

- Top 3 Ministers with lowest Election Expenditure:** The details of top 3 ministers with lowest election expenditure are given below:

S.No.	Name	District	Constituency	Party	Expense Limit(in Rs.)	Total expenses incurred/ authorized (in Rs.)	% of limit reached
1	RANA GURJIT SINGH	KAPURTHALA	KAPURTHALA	INC	28,00,000 28 Lacs+	8,36,832 8 Lacs+	30%
2	ARUNA CHAUDHARY	GURDASPUR	DINA NAGAR (SC)	INC	28,00,000 28 Lacs+	12,99,773 12 Lacs+	46%
3	NAVJOT SINGH SIDHU	AMRITSAR	AMRITSAR EAST	INC	28,00,000 28 Lacs+	14,52,971 14 Lacs+	52%

Data in this Kit is presented in good faith, with an intention to inform voters. MLAs' Election Expenditure Affidavits from the CEO Website (<http://ceopunjab.nic.in/>) is the source of this analysis.
Website:- www.adrindia.org, www.myneta.info

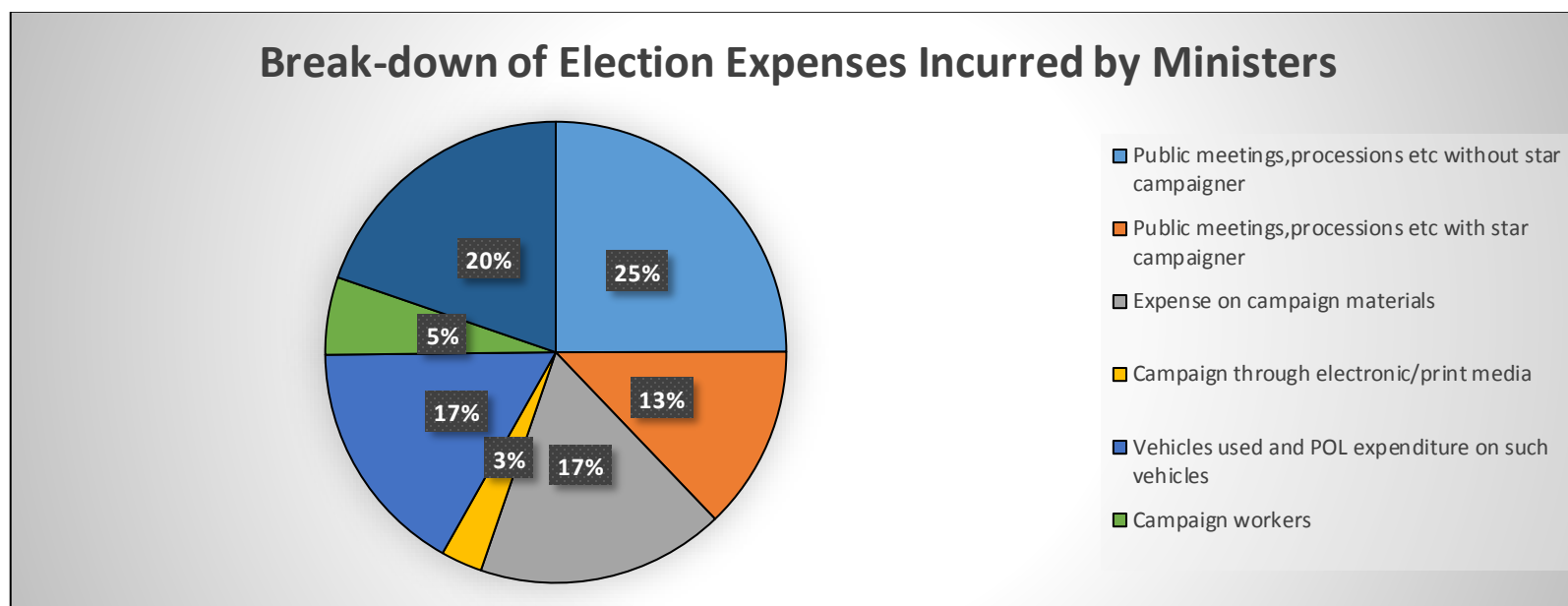


Figure 10: Break-down of Election Expenses Incurred by Ministers

1. **Expense on Public Meeting, Rally, and Processions with Star Campaigners:** 4 (40%) ministers have declared that they have not spent any amount on public meetings, processions etc with star campaigner.
2. **Expense on Public Meetings, Rally, and Processions other than the ones with Star Campaigners:** 1(10%) minister has declared that he has not spent any amount on public meetings, processions etc other than the ones with star campaigners
3. **Expense on Campaigning through electronic/print media:** 3 (30%) ministers have declared that they have **not spent any amount** on campaigning through electronic/print media.
4. **Expense on Campaign Workers:** 4(40%) Ministers have declared that they have not spent any amount on **campaign workers**.
5. **Expense on Campaign Materials:** 1 (10%) minister has declared that he has **not spent any amount on Campaign Materials**.

Data in this Kit is presented in good faith, with an intention to inform voters. MLAs' Election Expenditure Affidavits from the CEO Website (<http://ceopunjab.nic.in/>) is the source of this analysis.

Website:- www.adrindia.org, www.myneta.info

Summary and Highlights of Funds Raised by Ministers in the Punjab Assembly 2017 Elections

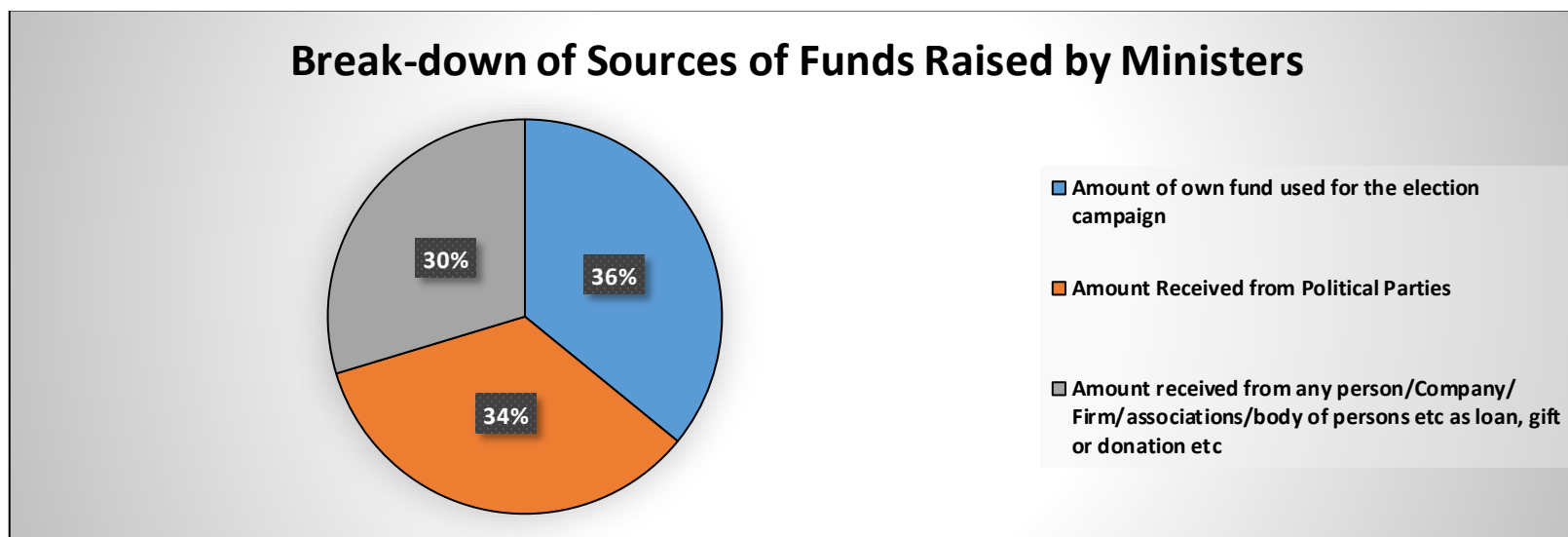


Figure 11: Percentage Break-down of Funds Raised by Ministers

1. **Percentage break-down of funds received by Ministers:** Out of the total funds received by Ministers, **34% funds were raised from political parties, 36% were raised by Ministers themselves and 30% funds were raised from other sources.**
2. **Ministers Who Raised Funds from Political Party:** Out of the all 10 Ministers analyzed, **7 (70%) Ministers** have declared that **they have not received any funds from political parties.**
3. **Ministers Who Raised Funds through any person/ company/ firm/ associations/ body of persons etc as loan, gift or donation etc:** Out of the 10 Ministers analyzed, **2 (20%) Ministers** have declared that **they have not received any funds from any person/ company/ firm/ associations/ body of persons etc as loan, gift or donation etc.**

Data in this Kit is presented in good faith, with an intention to inform voters. MLAs' Election Expenditure Affidavits from the CEO Website (<http://ceopunjab.nic.in/>) is the source of this analysis.

Website:- www.adrindia.org, www.myneta.info

Top 10 MLAs with highest declared election expenses in 2017 Punjab Assembly Elections

S.No.	Name	District	Constituency	Party	Expenditure incurred/authorized by Winners			Expense Limit (in Rs.)	Total expenses incurred/ authorized (in Rs.)	Difference between Total Expense incurred and Expense Limit(in Rs.)	% of limit reached
					Winner/ election agent(in Rs.)	By Political Party(in Rs.)	Any other association/ body of persons/ individual(in Rs.)				
1	GURPREET SINGH	FATEHGARH SAHIB	BASSI PATHANA (SC)	INC	26,89,008	0	0	28,00,000 28 Lacs+	26,89,008 26 Lacs+	1,10,992 1 Lacs+	96%
2	CHARANJIT SINGH CHANNI	RUPNAGAR	CHAMKAUR SAHIB (SC)	INC	26,48,553	0	35,000	28,00,000 28 Lacs+	26,83,553 26 Lacs+	1,16,447 1 Lacs+	96%
3	SIMARJEET SINGH BAINS	LUDHIANA	ATAM NAGAR	Lok Insaaf Party	12,26,563	0	12,92,318	28,00,000 28 Lacs+	25,18,881 25 Lacs+	2,81,119 2 Lacs+	90%
4	MANPREET SINGH BADAL	BATHINDA	BATHINDA URBAN	INC	8,33,970	0	16,33,631	28,00,000 28 Lacs+	24,67,601 24 Lacs+	3,32,399 3 Lacs+	88%
5	RAZIA SULTANA	SANGRUR	MALERKOTLA	INC	24,48,361	0	0	28,00,000 28 Lacs+	24,48,362 24 Lacs+	3,51,638 3 Lacs+	87%
6	BALBIR SINGH SIDHU	SAS NAGAR	S.A.S. NAGAR	INC	23,22,682	0	0	28,00,000 28 Lacs+	23,22,682 23 Lacs+	4,77,318 4 Lacs+	83%
7	HARINDER PAL SINGH CHANDUMAJRA	PATIALA	SANOUR	SAD	23,07,136	0	0	28,00,000 28 Lacs+	23,07,106 23 Lacs+	4,92,894 4 Lacs+	82%
8	HARVINDER SINGH PHOOLKA	LUDHIANA	DAKHA	AAP	22,69,059	0	0	28,00,000 28 Lacs+	22,69,059 22 Lacs+	5,30,941 5 Lacs+	81%
9	HARJOT KAMAL SINGH	MOGA	MOGA	INC	11,75,770	0	10,48,124	28,00,000 28 Lacs+	22,23,894 22 Lacs+	5,76,106 5 Lacs+	79%
10	DALVIR SINGH GOLDY	SANGRUR	DHURI	INC	20,83,245	0	1,15,668	28,00,000 28 Lacs+	21,98,914 21 Lacs+	6,01,086 6 Lacs+	79%

Table 1: Top 10 highest expenses declared by MLAs

Data in this Kit is presented in good faith, with an intention to inform voters. MLAs' Election Expenditure Affidavits from the CEO Website (<http://ceopunjab.nic.in/>) is the source of this analysis.

Website:- www.adrindia.org, www.myneta.info

10 lowest election expenses declared by MLAs

S.No.	Name	District	Constituency	Party	Expenditure incurred/authorized by Winners			Expense Limit(in Rs.)	Total expenses incurred/ authorized (in Rs.)	Difference between Total Expense incurred and Expense Limit(in Rs.)	% of limit reached
					Winner/ election agent(in Rs.)	By Political party(in Rs.)	Any other association/ body of persons/ individual(in Rs.)				
1	HARPARTAP SINGH	AMRITSAR	AJNALA	INC	4,13,961	0	0	28,00,000 28 La cs +	4,13,961 4 La cs +	23,86,039 23 La cs +	15%
2	SUKHPAL SINGH BHULLAR	TARN TARAN	KHEMKARAN	INC	1,59,139	0	3,82,042	28,00,000 28 La cs +	6,57,831 6 La cs +	21,42,169 21 La cs +	23%
3	RAKESH PANDEY	LUDHIANA	LUDHIANA NORTH	INC	5,47,847	0	1,71,985	28,00,000 28 La cs +	7,19,832 7 La cs +	20,80,168 20 La cs +	26%
4	NAVTEJ SINGH	KAPURTHALA	SULTANPUR LODHI	INC	7,20,764	3,000	0	28,00,000 28 La cs +	7,23,764 7 La cs +	20,76,236 20 La cs +	26%
5	BHARAT BHUSHAN	LUDHIANA	LUDHIANA WEST	INC	5,21,185	0	2,59,137	28,00,000 28 La cs +	7,80,322 7 La cs +	20,19,678 20 La cs +	28%
6	RAJ KUMAR VERKA	AMRITSAR	AMRITSAR WEST (SC)	INC	8,08,050	0	0	28,00,000 28 La cs +	8,08,050 8 La cs +	19,91,950 19 La cs +	29%
7	RANA GURJIT SINGH	KAPURTHALA	KAPURTHALA	INC	5,75,793	0	2,61,039	28,00,000 28 La cs +	8,36,832 8 La cs +	19,63,168 19 La cs +	30%
8	PARMINDER SINGH PINKI	FIROZEPUR	FEROZEPUR CITY	INC	3,36,329	0	5,05,790	28,00,000 28 La cs +	8,42,119 8 La cs +	19,57,881 19 La cs +	30%
9	SUKHPAL SINGH	KAPURTHALA	BHOLATH	AAP	6,02,911	28,571	2,58,600	28,00,000 28 La cs +	8,90,082 8 La cs +	19,09,918 19 La cs +	32%
10	LAKHBIR SINGH	GURDASPUR	BATALA	SAD	8,70,437	0	28,900	28,00,000 28 La cs +	8,99,337 8 La cs +	19,00,663 19 La cs +	32%

Table 2: 10 lowest election expenses declared by MLAs

Data in this Kit is presented in good faith, with an intention to inform voters. MLAs' Election Expenditure Affidavits from the CEO Website (<http://ceopunjab.nic.in/>) is the source of this analysis.

Website:- www.adrindia.org, www.myneta.info

Party-wise Average Expenses declared by MLAs

S.No.	Party	No. of Winners Analyzed	Average Limit (in Rs.)	Average Election Expense (in Rs.)	% of Average Limit
1	INC	77	28,00,000 28 Lacs+	15,25,787 15 Lacs+	54.5 %
2	AAP	20	28,00,000 28 Lacs+	14,86,050 14 Lacs+	53.1 %
3	SAD	15	28,00,000 28 Lacs+	15,76,262 15 Lacs+	56.3 %
4	BJP	3	28,00,000 28 Lacs+	15,49,681 15 Lacs+	55.3 %
5	Lok Insaaf Party	2	28,00,000 28 Lacs+	20,01,829 20 Lacs+	71.5 %
Total		117	28,00,000 28 Lacs+	15,34,216 15 Lacs+	55 %

Table 3: Party-wise Average Expenses declared by MLAs

Average self funds used for Election Campaign (Party-wise)

S.No.	Party	No. of Analyzed	Average Total(in Rs.)	Average Self Funds(in Rs.)	% of Average Total
1	INC	77	18,98,448.93 18 Lacs+	4,22,849.01 4 Lacs+	22.27 %
2	AAP	20	10,98,191.75 10 Lacs+	1,70,880.65 1 Lacs+	15.56 %
3	SAD	15	14,74,264.66 14 Lacs+	4,10,177.80 4 Lacs+	27.82 %
4	BJP	3	20,79,121.66 20 Lacs+	2,80,186 2 Lacs+	13.47 %
5	Lok Insaaf Party	2	19,23,930 19 Lacs+	11,32,600 11 Lacs+	58.86 %

Table 4: Average self funds used for Election Campaign (Party-wise)

Data in this Kit is presented in good faith, with an intention to inform voters. MLAs' Election Expenditure Affidavits from the CEO Website (<http://ceopunjab.nic.in/>) is the source of this analysis.
Website:- www.adrindia.org, www.myneta.info

Average funds raised from Political Parties (Party-wise)

S.No.	Party	No. of Analyzed	Average Total(in Rs.)	Average Party Funds(in Rs.)	% of Average Total
1	INC	77	18,98,448.93 18 Lacs+	8,74,398.79 8 Lacs+	46.05 %
2	AAP	20	10,98,191.75 10 Lacs+	4,27,985.10 4 Lacs+	38.97 %
3	SAD	15	14,74,264.66 14 Lacs+	12,781 12 Thou+	0.86 %
4	BJP	3	20,79,121.66 20 Lacs+	5,41,666.66 5 Lacs+	26.05 %
5	Lok Insaaf Party	2	19,23,930 19 Lacs+	65,050 65 Thou+	3.38 %

Table 5: Average funds raised from Political Parties (Party-wise)

Average funds raised from Other Sources (Party-wise)

S.No.	Party	No. of Analyzed	Average Total(in Rs.)	Average Funds from other organizations and bodies(in Rs.)	% of Average Total
1	INC	77	18,98,448.93 18 Lacs+	6,29,719.11 6 Lacs+	33.17 %
2	AAP	20	10,98,191.75 10 Lacs+	4,99,326 4 Lacs+	45.46 %
3	SAD	15	14,74,264.66 14 Lacs+	10,47,972.53 10 Lacs+	71.08 %
4	BJP	3	20,79,121.66 20 Lacs+	12,57,269 12 Lacs+	60.47 %
5	Lok Insaaf Party	2	19,23,930 19 Lacs+	7,26,280 7 Lacs+	37.74 %

Table 6: Average funds raised from Other Sources (Party-wise)

Data in this Kit is presented in good faith, with an intention to inform voters. MLAs' Election Expenditure Affidavits from the CEO Website (<http://ceopunjab.nic.in/>) is the source of this analysis.

Website:- www.adrindia.org, www.myneta.info

Party-wise Average Expenses on Public Meetings, Processions etc with and without Star Campaigners

S.No.	Party	No. of Winners Analyzed	Average Limit (Rs.)	Average Election Expense (Rs.)	Average Expense on Meetings, Processions etc without star campaigners (Rs.)	% of Average Expense on Meetings, Processions etc without star campaigners (Rs.)	Average Expense on Meetings, Processions etc with star campaigners (Rs.)	% of Average Expense on Meetings, Processions etc without star campaigners (Rs.)
1	INC	77	28,00,000 28 Lacs+	15,25,787 15 Lacs+	4,63,202 4 Lacs+	30.4 %	1,55,557 1 Lacs+	10%
2	AAP	20	28,00,000 28 Lacs+	14,86,050 14 Lacs+	5,58,541 5 Lacs+	37.6 %	1,03,002 1 Lacs+	7%
3	SAD	15	28,00,000 28 Lacs+	15,76,262 15 Lacs+	5,35,977 5 Lacs+	34 %	2,71,641 2 Lacs+	17%
4	BJP	3	28,00,000 28 Lacs+	15,49,681 15 Lacs+	5,16,400 5 Lacs+	33.3 %	1,82,309 1 Lacs+	12%
5	Lok Insaaf Party	2	28,00,000 28 Lacs+	20,01,829 20 Lacs+	76,383 76 Thou+	3.8 %	0	0%
Total		117	28,00,000 28 Lacs+	15,34,216 15 Lacs+	4,83,581 4 Lacs+	32 %	1,59,483 1 Lacs+	10%

Table 7: Party-wise Average Expenses on Public Meetings, Processions etc with and without Star Campaigners

Party Wise Average Election Expense of MLAs on Campaign Materials

S.No.	Party	No. of Winners Analyzed	Average Limit (Rs.)	Average Election Expense (Rs.)	Average Expense on Campaign Materials (Rs.)	% of Average Expense on Campaign Materials
1	INC	77	28,00,000 28 Lacs+	15,25,787 15 Lacs+	2,86,705 2 Lacs+	18.8 %
2	AAP	20	28,00,000 28 Lacs+	14,86,050 14 Lacs+	3,30,696 3 Lacs+	22.3 %
3	SAD	15	28,00,000 28 Lacs+	15,76,262 15 Lacs+	2,40,629 2 Lacs+	15.3 %
4	BJP	3	28,00,000 28 Lacs+	15,49,681 15 Lacs+	2,24,672 2 Lacs+	14.5 %
5	Lok Insaaf Party	2	28,00,000 28 Lacs+	20,01,829 20 Lacs+	10,29,317 10 Lacs+	51.4 %
Total		117	28,00,000 28 Lacs+	15,34,216 15 Lacs+	2,99,421 2 Lacs+	20 %

Table 8: Party-wise Average Election Expense of MLAs on Campaign Materials

Data in this Kit is presented in good faith, with an intention to inform voters. MLAs' Election Expenditure Affidavits from the CEO Website (<http://ceopunjab.nic.in/>) is the source of this analysis.

Website:- www.adrindia.org, www.myneta.info

Party Wise Average Election Expense of MLAs on Electronic Media

S.No.	Party	No. of Winners Analyzed	Average Limit (Rs.)	Average Election Expense (Rs.)	Average Expense on Electronic Media (Rs.)	% of Average Expense on Electronic Media
1	INC	77	28,00,000 28 Lacs+	15,25,787 15 Lacs+	82,819 82 Thou+	5.4 %
2	AAP	20	28,00,000 28 Lacs+	14,86,050 14 Lacs+	18,239 18 Thou+	1.2 %
3	SAD	15	28,00,000 28 Lacs+	15,76,262 15 Lacs+	37,281 37 Thou+	2.4 %
4	BJP	3	28,00,000 28 Lacs+	15,49,681 15 Lacs+	55,930 55 Thou+	3.6 %
5	Lok Insaaf Party	2	28,00,000 28 Lacs+	20,01,829 20 Lacs+	0	0 %
Total		117	28,00,000 28 Lacs+	15,34,216 15 Lacs+	63,836 63 Thou+	4 %

Table 9: Party-wise Average Election Expense of MLAs on Electronic Media

Party Wise Average Election Expense of MLAs on Campaign Vehicles

S.No.	Party	No. of Winners Analyzed	Average Limit (Rs.)	Average Election Expense (Rs.)	Average Expense on Campaign Vehicles (Rs.)	% of Average Expense on Campaign Vehicles
1	INC	77	28,00,000 28 Lacs+	15,25,787 15 Lacs+	3,04,183 3 Lacs+	19.9 %
2	AAP	20	28,00,000 28 Lacs+	14,86,050 14 Lacs+	3,56,024 3 Lacs+	24 %
3	SAD	15	28,00,000 28 Lacs+	15,76,262 15 Lacs+	3,35,753 3 Lacs+	21.3 %
4	BJP	3	28,00,000 28 Lacs+	15,49,681 15 Lacs+	2,87,257 2 Lacs+	18.5 %
5	Lok Insaaf Party	2	28,00,000 28 Lacs+	20,01,829 20 Lacs+	1,44,700 1 Lacs+	7.2 %
Total		117	28,00,000 28 Lacs+	15,34,216 15 Lacs+	3,13,932 3 Lacs+	20 %

Table 10: Party-wise Average Election Expense of MLAs on Campaign Vehicles

Data in this Kit is presented in good faith, with an intention to inform voters. MLAs' Election Expenditure Affidavits from the CEO Website (<http://ceopunjab.nic.in/>) is the source of this analysis.

Website:- www.adrindia.org, www.myneta.info

Party Wise Average Election Expense of MLAs on Campaign Workers

S.No.	Party	No. of Winners Analyzed	Average Limit (Rs.)	Average Election Expense (Rs.)	Average Expense on Campaign Workers (Rs.)	% of Average Expense on Campaign Workers
1	INC	77	28,00,000 28 Lacs+	15,25,787 15 Lacs+	1,08,207 1 Lacs+	7.1 %
2	AAP	20	28,00,000 28 Lacs+	14,86,050 14 Lacs+	60,761 60 Thou+	4.1 %
3	SAD	15	28,00,000 28 Lacs+	15,76,262 15 Lacs+	94,213 94 Thou+	6 %
4	BJP	3	28,00,000 28 Lacs+	15,49,681 15 Lacs+	2,55,391 2 Lacs+	16.5 %
5	Lok Insaaf Party	2	28,00,000 28 Lacs+	20,01,829 20 Lacs+	1,05,271 1 Lacs+	5.3 %
Total		117	28,00,000 28 Lacs+	15,34,216 15 Lacs+	1,02,027 1 Lacs+	7 %

Table 11: Party-wise Average Election Expense of MLAs on Campaign Workers

Election expenses declared by MLAs in Punjab Assembly Elections, 2017: Full Details

S.No.	Name	District	Constituency	Party	Expenditure incurred/authorized by Winners			Expense Limit (in Rs.)	Total expenses incurred/ authorized (in Rs.)	Difference between Total Expense incurred and Expense Limit(in Rs.)	% of limit reached
					Winner/ election agent(in Rs.)	By Political Party (in Rs.)	Any other association/ body of persons/ individual(in Rs.)				
1	GURPREET SINGH	FATEHGARH SAHIB	BASSI PATHANA (SC)	INC	26,89,008	0	0	28,00,000 28 Lacs+	26,89,008 26 Lacs+	1,10,992 1 Lacs+	96%
2	CHARANJIT SINGH CHANNI	RUPNAGAR	CHAMKAUR SAHIB (SC)	INC	26,48,553	0	35,000	28,00,000 28 Lacs+	26,83,553 26 Lacs+	1,16,447 1 Lacs+	96%
3	SIMARJEET SINGH BAINS	LUDHIANA	ATAM NAGAR	Lok Insaaf Party	12,26,563	0	12,92,318	28,00,000 28 Lacs+	25,18,881 25 Lacs+	2,81,119 2 Lacs+	90%
4	MANPREET SINGH BADAL	BATHINDA	BATHINDA URBAN	INC	8,33,970	0	16,33,631	28,00,000 28 Lacs+	24,67,601 24 Lacs+	3,32,399 3 Lacs+	88%
5	RAZIA SULTANA	SANGRUR	MALERKOTLA	INC	24,48,361	0	0	28,00,000 28 Lacs+	24,48,362 24 Lacs+	3,51,638 3 Lacs+	87%
6	BALBIR SINGH SIDHU	SAS NAGAR	S.A.S. NAGAR	INC	23,22,682	0	0	28,00,000 28 Lacs+	23,22,682 23 Lacs+	4,77,318 4 Lacs+	83%
7	HARINDER PAL SINGH CHANDUMAJRA	PATIALA	SANOUR	SAD	23,07,136	0	0	28,00,000 28 Lacs+	23,07,106 23 Lacs+	4,92,894 4 Lacs+	82%
8	HARVINDER SINGH PHOOLKA	LUDHIANA	DAKHA	AAP	22,69,059	0	0	28,00,000 28 Lacs+	22,69,059 22 Lacs+	5,30,941 5 Lacs+	81%
9	HARJOT KAMAL SINGH	MOGA	MOGA	INC	11,75,770	0	10,48,124	28,00,000 28 Lacs+	22,23,894 22 Lacs+	5,76,106 5 Lacs+	79%
10	DALVIR SINGH GOLDY	SANGRUR	DHURI	INC	20,83,245	0	1,15,668	28,00,000 28 Lacs+	21,98,914 21 Lacs+	6,01,086 6 Lacs+	79%
11	KANWAR SANDHU	SAS NAGAR	KHARAR	AAP	13,74,455	0	8,23,531	28,00,000 28 Lacs+	21,97,986 21 Lacs+	6,02,014 6 Lacs+	78%
12	DHARAMBIR AGNIHOTRI	TARN TARAN	TARN TARAN	INC	21,67,655	0	0	28,00,000 28 Lacs+	21,67,655 21 Lacs+	6,32,345 6 Lacs+	77%
13	PIRMAL SINGH DHAULA	BARNALA	BHADAUR (SC)	AAP	9,68,533	0	11,76,301	28,00,000 28 Lacs+	21,44,834 21 Lacs+	6,55,166 6 Lacs+	77%

Data in this Kit is presented in good faith, with an intention to inform voters. MLAs' Election Expenditure Affidavits from the CEO Website (<http://ceopunjab.nic.in/>) is the source of this analysis.

Website:- www.adrindia.org, www.myneta.info

S.No.	Name	District	Constituency	Party	Expenditure incurred/authorized by Winners			Expense Limit (in Rs.)	Total expenses incurred/ authorized (in Rs.)	Difference between Total Expense incurred and Expense Limit(in Rs.)	% of limit reached
					Winner/ election agent(in Rs.)	By Political Party (in Rs.)	Any other association/ body of persons/ individual(in Rs.)				
14	NATHU RAM	FAZILKA	BALLUANA (SC)	INC	16,06,378	0	5,31,617	28,00,000 28 Lacs +	21,37,995 21 Lacs +	6,62,005 6 Lacs +	76%
15	SOM PRAKASH	KAPURTHALA	PHAGWARA (SC)	BJP	18,52,958	2,66,715	9,135	28,00,000 28 Lacs +	21,28,808 21 Lacs +	6,71,192 6 Lacs +	76%
16	DAVINDER SINGH GHUBAYA	FAZILKA	FAZILKA	INC	19,18,363	0	2,02,650	28,00,000 28 Lacs +	21,21,013 21 Lacs +	6,78,987 6 Lacs +	76%
17	PARGAT SINGH POWAR	JALANDHAR	JALANDHAR CANTT.	INC	13,74,048	0	7,32,007	28,00,000 28 Lacs +	21,06,055 21 Lacs +	6,93,945 6 Lacs +	75%
18	BALDEV SINGH	JALANDHAR	PHILLAUER (SC)	SAD	74,000	1,91,175	18,13,322	28,00,000 28 Lacs +	20,79,037 20 Lacs +	7,20,963 7 Lacs +	74%
19	RAJNISH KUMAR BABBI	HOSHIARPUR	MUKERIAN	INC	19,80,922	0	97,312	28,00,000 28 Lacs +	20,78,234 20 Lacs +	7,21,766 7 Lacs +	74%
20	KANWARJIT SINGH	MUKTSAR	MUKTSAR	SAD	7,68,754	0	12,73,766	28,00,000 28 Lacs +	20,42,520 20 Lacs +	7,57,480 7 Lacs +	73%
21	Pawan Kumar Tinu	JALANDHAR	ADAMPUR (SC)	SAD	2,13,000	0	18,06,914	28,00,000 28 Lacs +	20,19,914 20 Lacs +	7,80,086 7 Lacs +	72%
22	RUPINDER KAUR RUBY	BATHINDA	BATHINDA RURAL (SC)	AAP	8,46,980	0	11,49,960	28,00,000 28 Lacs +	19,96,940 19 Lacs +	8,03,060 8 Lacs +	71%
23	PRITAM SINGH	BATHINDA	BHUCHO MANDI (SC)	INC	12,95,295	0	6,48,612	28,00,000 28 Lacs +	19,43,907 19 Lacs +	8,56,093 8 Lacs +	69%
24	SURJIT SINGH DHIMAN	SANGRUR	AMARGARH	INC	10,97,311	0	8,43,544	28,00,000 28 Lacs +	19,40,855 19 Lacs +	8,59,145 8 Lacs +	69%
25	PAWAN KUMAR ADIA	HOSHIARPUR	SHAM CHAURASI (SC)	INC	18,01,971	0	84,466	28,00,000 28 Lacs +	18,86,437 18 Lacs +	9,13,563 9 Lacs +	67%
26	OM PARKASH SONI	AMRITSAR	AMRITSAR CENTRAL	INC	12,33,365	0	6,43,553	28,00,000 28 Lacs +	18,76,918 18 Lacs +	9,23,082 9 Lacs +	67%
27	SUKHWINDER KUMAR	NAWAN SHAHR	BANGA (SC)	SAD	10,68,643	0	7,49,131	28,00,000 28 Lacs +	18,17,774 18 Lacs +	9,82,226 9 Lacs +	65%

Data in this Kit is presented in good faith, with an intention to inform voters. MLAs' Election Expenditure Affidavits from the CEO Website (<http://ceopunjab.nic.in/>) is the source of this analysis.
 Website:- www.adrindia.org, www.myneta.info

S.No.	Name	District	Constituency	Party	Expenditure incurred/authorized by Winners			Expense Limit (in Rs.)	Total expenses incurred/ authorized (in Rs.)	Difference between Total Expense incurred and Expense Limit(in Rs.)	% of limit reached
					Winner/ election agent(in Rs.)	By Political Party (in Rs.)	Any other association/ body of persons/ individual(in Rs.)				
28	VIJAY INDER SINGLA	SANGRUR	SANGRUR	INC	7,98,903	0	9,95,137	28,00,000 28 Lacs +	17,94,040 17 Lacs +	10,05,960 10 Lacs +	64%
29	TARSEM SINGH	AMRITSAR	ATTARI (SC)	INC	6,58,470	0	11,32,794	28,00,000 28 Lacs +	17,91,264 17 Lacs +	10,08,736 10 Lacs +	64%
30	SATKAR KAUR	FIROZEPUR	FEROZEPUR RURAL (SC)	INC	17,83,523	0	0	28,00,000 28 Lacs +	17,83,523 17 Lacs +	10,16,477 10 Lacs +	64%
31	BALWINDER SINGH	GURDASPUR	SRI HARGOBINDPUR (SC)	INC	11,42,224	0	6,10,924	28,00,000 28 Lacs +	17,53,148 17 Lacs +	10,46,852 10 Lacs +	63%
32	AMARJIT SINGH	RUPNAGAR	RUPNAGAR	AAP	10,34,955	19,300	6,83,108	28,00,000 28 Lacs +	17,37,363 17 Lacs +	10,62,637 10 Lacs +	62%
33	THEKEDAR MADAN LAL JALALPUR	PATIALA	GHANAUR	INC	9,91,442	0	7,27,025	28,00,000 28 Lacs +	17,18,467 17 Lacs +	10,81,533 10 Lacs +	61%
34	SADHU SINGH	PATIALA	NABHA (SC)	INC	17,15,253	0	0	28,00,000 28 Lacs +	17,15,253 17 Lacs +	10,84,747 10 Lacs +	61%
35	NARINDER KUMAR SHARMA	SAS NAGAR	DERA BASSI	SAD	17,13,205	0	0	28,00,000 28 Lacs +	17,04,205 17 Lacs +	10,95,795 10 Lacs +	61%
36	SUKHJIT SINGH	MOGA	DHARAMKOT	INC	16,88,707	0	0	28,00,000 28 Lacs +	16,88,707 16 Lacs +	11,11,293 11 Lacs +	60%
37	DILRAJ SINGH	MANSA	SARDULGARH	SAD	8,96,889	0	7,85,197	28,00,000 28 Lacs +	16,82,086 16 Lacs +	11,17,914 11 Lacs +	60%
38	DARSHAN SINGH BRAR	MOGA	BHAGHA PURANA TEHSIL	INC	16,80,859	0	0	28,00,000 28 Lacs +	16,78,859 16 Lacs +	11,21,141 11 Lacs +	60%
39	RANDEEP SINGH	FATEHGARH SAHIB	AMLOH	INC	16,76,467	0	0	28,00,000 28 Lacs +	16,76,467 16 Lacs +	11,23,533 11 Lacs +	60%
40	BRAHM MOHINDRA	PATIALA	PATIALA RURAL	INC	10,76,815	0	5,97,523	28,00,000 28 Lacs +	16,74,338 16 Lacs +	11,25,662 11 Lacs +	60%
41	KUSALDEEP SINGH	FARIDKOT	FARIDKOT	INC	7,44,314	0	9,28,446	28,00,000 28 Lacs +	16,72,760 16 Lacs +	11,27,240 11 Lacs +	60%

Data in this Kit is presented in good faith, with an intention to inform voters. MLAs' Election Expenditure Affidavits from the CEO Website (<http://ceopunjab.nic.in/>) is the source of this analysis.
 Website:- www.adrindia.org, www.myneta.info

S.No.	Name	District	Constituency	Party	Expenditure incurred/authorized by Winners			Expense Limit (in Rs.)	Total expenses incurred/authorized (in Rs.)	Difference between Total Expense incurred and Expense Limit(in Rs.)	% of limit reached
					Winner/ election agent(in Rs.)	By Political Party (in Rs.)	Any other association/ body of persons/ individual(in Rs.)				
42	ARUN DOGRA	HOSHIARPUR	DASUYA	INC	7,80,090	6,53,779	2,30,474	28,00,000 28 Lacs +	16,64,343 16 Lacs +	11,35,657 11 Lacs +	59%
43	AMRIK SINGH	LUDHIANA	SAMRALA	INC	6,30,869	0	10,22,225	28,00,000 28 Lacs +	16,53,094 16 Lacs +	11,46,906 11 Lacs +	59%
44	SHARANJIT SINGH	LUDHIANA	SAHNEWAL	SAD	16,41,782	0	0	28,00,000 28 Lacs +	16,41,783 16 Lacs +	11,58,217 11 Lacs +	59%
45	JAGDEV SINGH	BATHINDA	MAUR	AAP	13,41,982	1,99,374	86,986	28,00,000 28 Lacs +	16,28,342 16 Lacs +	11,71,658 11 Lacs +	58%
46	SANTOKH SINGH	AMRITSAR	BABA BAKALA (SC)	INC	16,23,714	0	0	28,00,000 28 Lacs +	16,23,714 16 Lacs +	11,76,286 11 Lacs +	58%
47	KANWAR PAL SINGH	RUPNAGAR	ANADPUR SAHIB	INC	10,95,969	0	5,26,598	28,00,000 28 Lacs +	16,22,567 16 Lacs +	11,77,433 11 Lacs +	58%
48	HARDIAL SINGH	PATIALA	RAJPURA	INC	16,20,284	0	0	28,00,000 28 Lacs +	16,20,284 16 Lacs +	11,79,716 11 Lacs +	58%
49	SANJEEV TALWAR	LUDHIANA	LUDHIANA EAST	INC	12,06,970	0	3,94,065	28,00,000 28 Lacs +	16,01,035 16 Lacs +	11,98,965 11 Lacs +	57%
50	AJAIB SINGH BHATTI	MUKTSAR	MALOUT (SC)	INC	15,97,640	0	0	28,00,000 28 Lacs +	15,97,640 15 Lacs +	12,02,360 12 Lacs +	57%
51	BALDEV SINGH	FARIDKOT	JAITU (SC)	AAP	5,70,091	12,040	10,14,643	28,00,000 28 Lacs +	15,96,774 15 Lacs +	12,03,226 12 Lacs +	57%
52	AMRINDER SINGH Alias RAJA WARRING	MUKTSAR	GIDDERBAHA	INC	15,90,370	0	0	28,00,000 28 Lacs +	**15,90,370 15 Lacs +	12,09,630 12 Lacs +	57%
53	NIRMAL SINGH	PATIALA	SHUTRANA (SC)	INC	15,65,586	12,500	0	28,00,000 28 Lacs +	15,78,086 15 Lacs +	12,21,914 12 Lacs +	56%
54	SANGAT SINGH	HOSHIARPUR	URMAR	INC	15,66,846	0	0	28,00,000 28 Lacs +	15,66,846 15 Lacs +	12,33,154 12 Lacs +	56%
55	CH. SURINDER SINGH	JALANDHAR	KARTARPUR (SC)	INC	15,01,339	0	62,050	28,00,000 28 Lacs +	15,63,389 15 Lacs +	12,36,611 12 Lacs +	56%

Data in this Kit is presented in good faith, with an intention to inform voters. MLAs' Election Expenditure Affidavits from the CEO Website (<http://ceopunjab.nic.in/>) is the source of this analysis.
 Website:- www.adrindia.org, www.myneta.info

S.No.	Name	District	Constituency	Party	Expenditure incurred/authorized by Winners			Expense Limit (in Rs.)	Total expenses incurred/authorized (in Rs.)	Difference between Total Expense incurred and Expense Limit(in Rs.)	% of limit reached
					Winner/ election agent(in Rs.)	By Political Party (in Rs.)	Any other association/ body of persons/ individual(in Rs.)				
56	GURPREET SINGH KANGAR	BATHINDA	RAMPURA PHUL	INC	10,45,718	0	5,14,652	28,00,000 28 Lacs +	15,60,370 15 Lacs +	12,39,630 12 Lacs +	56%
57	KULTAR SINGH	FARIDKOT	KOTKAPURA	AAP	7,87,381	41,865	7,16,006	28,00,000 28 Lacs +	15,45,252 15 Lacs +	12,54,748 12 Lacs +	55%
58	GURKIRAT SINGH	LUDHIANA	KHANNA	INC	15,17,638	0	0	28,00,000 28 Lacs +	15,17,638 15 Lacs +	12,82,362 12 Lacs +	54%
59	AMARINDER SINGH	PATIALA	PATIALA	INC	15,17,171	0	0	28,00,000 28 Lacs +	15,17,171 15 Lacs +	12,82,829 12 Lacs +	54%
60	AMAN ARORA	SANGRUR	SUNAM	AAP	7,59,029	0	7,39,578	28,00,000 28 Lacs +	14,98,607 14 Lacs +	13,01,393 13 Lacs +	54%
61	KULDEEP SINGH VAID(BULARA)	LUDHIANA	GILL (SC)	INC	7,38,969	0	7,51,020	28,00,000 28 Lacs +	14,89,989 14 Lacs +	13,10,011 13 Lacs +	53%
62	BALVINDER SINGH	LUDHIANA	LUDHIANA SOUTH	Lok Insaaf Party	14,84,777	0	0	28,00,000 28 Lacs +	14,84,777 14 Lacs +	13,15,223 13 Lacs +	53%
63	TRIPT RAJINDER SINGH	GURDASPUR	FATEHGARH CHURIAN	INC	14,65,919	0	0	28,00,000 28 Lacs +	14,65,919 14 Lacs +	13,34,081 13 Lacs +	52%
64	NAVJOT SINGH SIDHU	AMRITSAR	AMRITSAR EAST	INC	13,54,437	98,534	0	28,00,000 28 Lacs +	14,52,971 14 Lacs +	13,47,029 13 Lacs +	52%
65	ARUN NARANG	FAZILKA	ABOHAR	BJP	7,11,000	5,00,000	2,33,251	28,00,000 28 Lacs +	14,44,251 14 Lacs +	13,55,749 13 Lacs +	52%
66	JAI KRISHAN	HOSHIARPUR	GARHSHANKAR	AAP	6,90,768	0	7,46,960	28,00,000 28 Lacs +	14,37,728 14 Lacs +	13,62,272 13 Lacs +	51%
67	SUSHIL KUMAR	JALANDHAR	JALANDHAR WEST (SC)	INC	11,64,163	0	2,73,275	28,00,000 28 Lacs +	14,37,438 14 Lacs +	13,62,562 13 Lacs +	51%
68	AMIT VIJ	PATHANKOT	PATHANKOT	INC	14,10,823	0	15,840	28,00,000 28 Lacs +	14,26,663 14 Lacs +	13,73,337 13 Lacs +	51%
69	HARMINDER SINGH GILL	TARN TARAN	PATTI	INC	14,19,312	0	0	28,00,000 28 Lacs +	14,19,312 14 Lacs +	13,80,688 13 Lacs +	51%

Data in this Kit is presented in good faith, with an intention to inform voters. MLAs' Election Expenditure Affidavits from the CEO Website (<http://ceopunjab.nic.in/>) is the source of this analysis.
 Website:- www.adrindia.org, www.myneta.info

S.No.	Name	District	Constituency	Party	Expenditure incurred/authorized by Winners			Expense Limit (in Rs.)	Total expenses incurred/ authorized (in Rs.)	Difference between Total Expense incurred and Expense Limit(in Rs.)	% of limit reached
					Winner/ election agent(in Rs.)	By Political Party (in Rs.)	Any other association/ body of persons/ individual(in Rs.)				
70	JOGINDER PAL	PATHANKOT	BHOA (SC)	INC	13,03,248	0	95,027	28,00,000 28 Lacs +	13,98,275 13 Lacs +	14,01,725 14 Lacs +	50%
71	AJIT SINGH	JALANDHAR	SHAHKOT	SAD	12,57,713	0	1,30,029	28,00,000 28 Lacs +	13,87,742 13 Lacs +	14,12,258 14 Lacs +	50%
72	FATEHJANG SINGH BAJWA	GURDASPUR	QADIAN	INC	13,83,395	0	0	28,00,000 28 Lacs +	13,83,395 13 Lacs +	14,16,605 14 Lacs +	49%
73	NAZAR SINGH MANSHAHIA	MANSA	MANSA	AAP	4,80,595	0	8,92,710	28,00,000 28 Lacs +	13,73,305 13 Lacs +	14,26,695 14 Lacs +	49%
74	SUKHJINDER SINGH RANDHAWA	GURDASPUR	DERA BABA NANAK	INC	13,60,550	0	0	28,00,000 28 Lacs +	13,60,550 13 Lacs +	14,39,450 14 Lacs +	49%
75	DARSHAN LAL	NAWAN SHAHR	BALACHAUR	INC	10,33,285	0	3,24,553	28,00,000 28 Lacs +	13,57,838 13 Lacs +	14,42,162 14 Lacs +	48%
76	RAJINDER SINGH	PATIALA	SAMANA	INC	13,48,293	0	0	28,00,000 28 Lacs +	13,48,293 13 Lacs +	14,51,707 14 Lacs +	48%
77	PARMINDER SINGH	SANGRUR	LEHRA	SAD	13,42,338	0	0	28,00,000 28 Lacs +	13,42,338 13 Lacs +	14,57,662 14 Lacs +	48%
78	AVTAR SINGH JUNIOR	JALANDHAR	JALANDHAR NORTH	INC	6,66,629	0	6,55,998	28,00,000 28 Lacs +	13,22,627 13 Lacs +	14,77,373 14 Lacs +	47%
79	KULJIT SINGH NAGRA	FATEHGARH SAHIB	FATEHGARH SAHIB	INC	13,22,571	0	0	28,00,000 28 Lacs +	13,22,571 13 Lacs +	14,77,429 14 Lacs +	47%
80	SUNDER SHAM ARORA	HOSHIARPUR	HOSHIARPUR	INC	11,14,268	4,286	2,02,525	28,00,000 28 Lacs +	13,21,079 13 Lacs +	14,78,921 14 Lacs +	47%
81	PARKASH SINGH	MUKTSAR	LAMBI	SAD	13,13,412	0	0	28,00,000 28 Lacs +	13,13,412 13 Lacs +	14,86,588 14 Lacs +	47%
82	GURMEET SINGH SODHI	FIROZEPUR	GURU HAR SAHAI	INC	13,10,050	0	0	28,00,000 28 Lacs +	13,10,050 13 Lacs +	14,89,950 14 Lacs +	47%
83	ARUNA CHAUDHARY	GURDASPUR	DINA NAGAR (SC)	INC	12,99,773	0	0	28,00,000 28 Lacs +	12,99,773 12 Lacs +	15,00,227 15 Lacs +	46%

Data in this Kit is presented in good faith, with an intention to inform voters. MLAs' Election Expenditure Affidavits from the CEO Website (<http://ceopunjab.nic.in/>) is the source of this analysis.
 Website:- www.adrindia.org, www.myneta.info

S.No.	Name	District	Constituency	Party	Expenditure incurred/authorized by Winners			Expense Limit (in Rs.)	Total expenses incurred/ authorized (in Rs.)	Difference between Total Expense incurred and Expense Limit(in Rs.)	% of limit reached
					Winner/ election agent(in Rs.)	By Political Party (in Rs.)	Any other association/ body of persons/ individual(in Rs.)				
84	SARAVJIT KAUR	LUDHIANA	JAGRAON (SC)	AAP	10,36,833	0	2,59,900	28,00,000 28 Lacs +	12,96,733 12 Lacs +	15,03,267 15 Lacs +	46%
85	INDERBIR SINGH BOLARIA	AMRITSAR	AMRITSAR SOUTH	INC	12,90,536	0	0	28,00,000 28 Lacs +	12,90,536 12 Lacs +	15,09,464 15 Lacs +	46%
86	RAJINDER BERI	JALANDHAR	JALANDHAR CENTRAL	INC	10,56,941	0	2,13,666	28,00,000 28 Lacs +	12,70,607 12 Lacs +	15,29,393 15 Lacs +	45%
87	JAGTAR SINGH	LUDHIANA	RAIKOT (SC)	AAP	5,60,698	0	7,02,568	28,00,000 28 Lacs +	12,63,267 12 Lacs +	15,36,733 15 Lacs +	45%
88	BIKRAM SINGH	AMRITSAR	MAJITHA	SAD	9,74,632	0	2,87,900	28,00,000 28 Lacs +	12,62,532 12 Lacs +	15,37,468 15 Lacs +	45%
89	MANJIT SINGH	MOGA	NIHALSINGH WALA (SC)	AAP	12,61,686	0	0	28,00,000 28 Lacs +	12,61,686 12 Lacs +	15,38,314 15 Lacs +	45%
90	HARPAL SINGH	SANGRUR	DIRBA (SC)	AAP	6,43,080	0	6,16,124	28,00,000 28 Lacs +	12,59,204 12 Lacs +	15,40,796 15 Lacs +	45%
91	GURMEET SINGH HAHER	BARNALA	BARNALA	AAP	8,00,661	0	4,41,475	28,00,000 28 Lacs +	12,42,136 12 Lacs +	15,57,864 15 Lacs +	44%
92	BALJINDER KAUR	BATHINDA	TALWANDI SABO	AAP	5,72,855	0	6,26,670	28,00,000 28 Lacs +	11,99,525 11 Lacs +	16,00,475 16 Lacs +	43%
93	LAKHVIR SINGH	LUDHIANA	PAYAL (SC)	INC	11,93,094	0	0	28,00,000 28 Lacs +	11,93,094 11 Lacs +	16,06,906 16 Lacs +	43%
94	ANGAD SINGH	NAWAN SHAHR	NAWAN SHAHR	INC	7,82,003	0	3,91,349	28,00,000 28 Lacs +	11,73,352 11 Lacs +	16,26,648 16 Lacs +	42%
95	BARINDERMEET SINGH	GURDASPUR	GURDASPUR	INC	6,97,847	0	4,56,293	28,00,000 28 Lacs +	11,54,140 11 Lacs +	16,45,860 16 Lacs +	41%
96	SUNIL DUTTI	AMRITSAR	AMRITSAR NORTH	INC	11,47,163	0	0	28,00,000 28 Lacs +	11,47,163 11 Lacs +	16,52,837 16 Lacs +	41%
97	RAJ KUMAR	HOSHIARPUR	CHABBEWAL (SC)	INC	9,46,071	0	1,35,005	28,00,000 28 Lacs +	10,81,076 10 Lacs +	17,18,924 17 Lacs +	39%

Data in this Kit is presented in good faith, with an intention to inform voters. MLAs' Election Expenditure Affidavits from the CEO Website (<http://ceopunjab.nic.in/>) is the source of this analysis.
Website:- www.adrindia.org, www.myneta.info

S.No.	Name	District	Constituency	Party	Expenditure incurred/authorized by Winners			Expense Limit (in Rs.)	Total expenses incurred/ authorized (in Rs.)	Difference between Total Expense incurred and Expense Limit(in Rs.)	% of limit reached
					Winner/ election agent(in Rs.)	By Political Party (in Rs.)	Any other association/ body of persons/ individual(in Rs.)				
98	SUKHBIR SINGH BADAL	FAZILKA	JALALABAD	SAD	10,77,605	0	0	28,00,000 28 Lacs+	10,77,605 10 Lacs+	17,22,395 17 Lacs+	38%
99	DINESH SINGH	PATHANKOT	SUJANPUR	BJP	6,63,523	1,25,000	2,87,461	28,00,000 28 Lacs+	10,75,984 10 Lacs+	17,24,016 17 Lacs+	38%
100	GURPRATAP SINGH	JALANDHAR	NAKODAR	SAD	6,95,177	48,000	3,23,365	28,00,000 28 Lacs+	10,66,542 10 Lacs+	17,33,458 17 Lacs+	38%
101	KULBIR SINGH	FIROZEPUR	ZIRA	INC	0	0	0	28,00,000 28 Lacs+	10,64,872 10 Lacs+	17,35,128 17 Lacs+	38%
102	KULWANT SINGH PANDORI	SANGRUR	MEHAL KALAN (SC)	AAP	9,73,553	0	0	28,00,000 28 Lacs+	9,73,553 9 Lacs+	18,26,447 18 Lacs+	35%
103	SUKHWINDER SINGH	AMRITSAR	JANDIALA (SC)	INC	1,14,462	8,31,324	0	28,00,000 28 Lacs+	9,45,786 9 Lacs+	18,54,214 18 Lacs+	34%
104	RAMANJEET SINGH SAHOTA SIKKI	TARN TARAN	KHADOOR SAHIB	INC	4,56,569	0	4,69,298	28,00,000 28 Lacs+	9,25,867 9 Lacs+	18,74,133 18 Lacs+	33%
105	SURINDER KUMAR DAWAR	LUDHIANA	LUDHIANA CENTRAL	INC	9,15,648	0	0	28,00,000 28 Lacs+	9,15,648 9 Lacs+	18,84,352 18 Lacs+	33%
106	BUDH RAM	MANSA	BUDHALADA (SC)	AAP	9,08,624	0	0	28,00,000 28 Lacs+	9,08,624 9 Lacs+	18,91,376 18 Lacs+	32%
107	SUKHBINDER SINGH SARKARIA	AMRITSAR	RAJA SANZI	INC	9,07,565	0	0	28,00,000 28 Lacs+	9,07,565 9 Lacs+	18,92,435 18 Lacs+	32%
108	LAKHBIR SINGH	GURDASPUR	BATALA	SAD	8,70,437	0	28,900	28,00,000 28 Lacs+	8,99,337 8 Lacs+	19,00,663 19 Lacs+	32%
109	SUKHPAL SINGH	KAPURTHALA	BHOLATH	AAP	6,02,911	28,571	2,58,600	28,00,000 28 Lacs+	8,90,082 8 Lacs+	19,09,918 19 Lacs+	32%
110	PARMINDER SINGH PINKI	FIROZEPUR	FEROZEPUR CITY	INC	3,36,329	0	5,05,790	28,00,000 28 Lacs+	8,42,119 8 Lacs+	19,57,881 19 Lacs+	30%
111	RANA GURJIT SINGH	KAPURTHALA	KAPURTHALA	INC	5,75,793	0	2,61,039	28,00,000 28 Lacs+	8,36,832 8 Lacs+	19,63,168 19 Lacs+	30%

Data in this Kit is presented in good faith, with an intention to inform voters. MLAs' Election Expenditure Affidavits from the CEO Website (<http://ceopunjab.nic.in/>) is the source of this analysis.
Website:- www.adrindia.org, www.myneta.info

S.No.	Name	District	Constituency	Party	Expenditure incurred/authorized by Winners			Expense Limit (in Rs.)	Total expenses incurred/authorized (in Rs.)	Difference between Total Expense incurred and Expense Limit(in Rs.)	% of limit reached
					Winner/ election agent(in Rs.)	By Political Party (in Rs.)	Any other association/ body of persons/ individual(in Rs.)				
112	RAJ KUMAR VERKA	AMRITSAR	AMRITSAR WEST (SC)	INC	8,08,050	0	0	28,00,000 28 Lacs +	8,08,050 8 Lacs +	19,91,950 19 Lacs +	29%
113	BHARAT BHUSHAN	LUDHIANA	LUDHIANA WEST	INC	5,21,185	0	2,59,137	28,00,000 28 Lacs +	7,80,322 7 Lacs +	20,19,678 20 Lacs +	28%
114	NAVTEJ SINGH	KAPURTHALA	SULTANPUR LODHI	INC	7,20,764	3,000	0	28,00,000 28 Lacs +	7,23,764 7 Lacs +	20,76,236 20 Lacs +	26%
115	RAKESH PANDEY	LUDHIANA	LUDHIANA NORTH	INC	5,47,847	0	1,71,985	28,00,000 28 Lacs +	7,19,832 7 Lacs +	20,80,168 20 Lacs +	26%
116	SUKHPALSINGH BHULLAR	TARN TARAN	KHEMKARAN	INC	1,59,139	0	3,82,042	28,00,000 28 Lacs +	6,57,831 6 Lacs +	21,42,169 21 Lacs +	23%
117	HARPARTAP SINGH	AMRITSAR	AJNALA	INC	4,13,961	0	0	28,00,000 28 Lacs +	4,13,961 4 Lacs +	23,86,039 23 Lacs +	15%

Table 12: Election expenses declared by MLAs in Punjab Assembly Elections, 2017: Full Details

How information is disseminated?



www.myneta.info

Provides full information of criminal cases, asset, liability and education details declared by candidates in the self sworn affidavits filed by them prior to contesting Lok Sabha and State Assembly elections.

www.adrindia.org

Provides detailed analytical reports of Lok Sabha, state assembly, local body elections and financial reports of political parties.



Get information by SMS the users have to send **MYNETA <PINCODE> or <CONSTITUENCY>** to 56070 or 9246556070



1800-110-440

Mon to Fri : 10 am to 6 pm



Twitter: www.twitter.com/adrspeaks

Facebook page: www.facebook.com/adr.new
www.facebook.com/myneta.info

You Tube: www.youtube.com/adrspeaks



Myneta:

The Criminal, Financial, Educational and other background information self declared by candidates in their affidavits during elections is now available on your mobile phones.

Election Watch Reporter :

This app enables citizens with a tool to capture violation of election related laws and the code of conduct.

Both the applications are available on Google Play Store.



Data in this Kit is presented in good faith, with an intention to inform voters. MLAs' Election Expenditure Affidavits from the CEO Website (<http://ceopunjab.nic.in/>) is the source of this analysis.

Website:- www.adrindia.org, www.myneta.info

Contact Details

Punjab Election Watch

<p>Mr. Jaskirat Singh State Co-ordinator +91-93160-84953 jaskirats@gmail.com</p>	<p>Parvinder Singh Kittna State Co-ordinator +91 9814313162 pavikittna@gmail.com</p>
-----------------------------------------------------------------------------------------------------	---------------------------------------------------------------------------------------------------------

National Election Watch/Association for Democratic Reforms

<p>Media and Journalist Helpline +91 80103 94248 Email: adr@adrindia.org</p>	<p>Maj.Gen. Anil Verma (Retd) Head National Election Watch, Association for Democratic Reforms 011 4165 4200, +91 88264 79910 adr@adrindia.org, anilverma@adrindia.org</p>	<p>Prof Jagdeep Chhokar IIM Ahmedabad (Retd.) Founder Member, National Election Watch, Association for Democratic Reforms +91 99996 20944 jchhokar@gmail.com</p>	<p>Prof Trilochan Sastry IIM Bangalore Founder Member, National Election Watch, Association for Democratic Reforms +91 94483 53285 trilochans@iimb.ernet.in</p>
----------------------------------------------------------------------------------------------------------------------------------------	------------------------------------------------------------------------------------------------------------------------------------------------------------------------------------------------------------------------------------------------------------------	-------------------------------------------------------------------------------------------------------------------------------------------------------------------------------------------------------------------	--------------------------------------------------------------------------------------------------------------------------------------------------------------------------------------------------------------

DISCLAIMER

All information about MLAs, in this report has been taken from the election expenditure statements filed by them and submitted to the Chief Electoral Officer, Punjab. **ADR does not add or subtract any information, unless the EC changes the data. In particular, no unverified information from any other source is used.** Copies of affidavits were obtained from the CEO's website (<http://ceopunjab.nic.in/>) While all efforts have been made to ensure that the information is in keeping with what is mentioned in the election expenditure statements, in case of discrepancy between information in this report and that given in the election expenditure statements, the information reported in the election expenditure statements filed by MLAs should be treated as correct. Association for Democratic Reforms, Punjab Election Watch and their volunteers are not responsible or liable for any damage arising directly or indirectly from the publication of this report.

Data in this Kit is presented in good faith, with an intention to inform voters. MLAs' Election Expenditure Affidavits from the CEO Website (<http://ceopunjab.nic.in/>) is the source of this analysis.
Website:- www.adrindia.org, www.myneta.info