

Date: April 07, 2025

# **ANALYSIS OF DONATIONS RECEIVED BY NATIONAL POLITICAL PARTIES – FY 2023-24**

(Known donations above Rs 20,000 only)

**A Report by  
Association for Democratic Reforms (ADR)**

Association for Democratic Reforms  
T-95, II floor, C.L. House, Gautam Nagar  
New Delhi – 110 049  
Email: [adr@adrindia.org](mailto:adr@adrindia.org) ; Phone: 011-4165 4200

## Table of Contents

<b>Analysis of Donations Received above Rs 20,000 by National Political Parties, FY 2023-24 .....</b>	<b>3</b>
<b>Executive Summary .....</b>	<b>3</b>
<b>Observations and Recommendations of ADR .....</b>	<b>7</b>
<b>Detailed Report .....</b>	<b>9</b>
<b>I. Donations above Rs 20,000 to National Parties from all over India (FY 2023-24) .....</b>	<b>9</b>
<b>II. Comparison of donations received by National Parties between FY 2022-23 and FY 2023-24 .....</b>	<b>10</b>
<b>III. Mode of Contribution to National Parties, FY 2023-24 .....</b>	<b>11</b>
<b>IV. Donors from Corporates/business sectors Vs. Individual donors .....</b>	<b>12</b>
<b>V. State-wise donations to National Parties, FY 2023-24 .....</b>	<b>13</b>
<b>VI. Incomplete disclosure of information in the donations report .....</b>	<b>15</b>
<b>VII. Top donors to National Parties .....</b>	<b>16</b>
<b>VIII. Month-wise donations received by National Political Parties .....</b>	<b>17</b>
<b>IX. Range of Contributions received by National Parties .....</b>	<b>19</b>
<b>Contact Details .....</b>	<b>20</b>
<b>Disclaimer .....</b>	<b>20</b>
<b>Annexure-1 .....</b>	<b>21</b>
<b>Annexure – 3 .....</b>	<b>26</b>
<b>Annexure – 4 .....</b>	<b>28</b>

## Analysis of Donations Received above Rs 20,000 by National Political Parties, FY 2023-24

This report, prepared by **Association for Democratic Reforms (ADR)**, focuses on donations above Rs 20,000, received by the National political parties during the financial year 2023-24, as per details submitted by the parties to the Election Commission of India (ECI). The National parties include Bharatiya Janata Party (**BJP**), Indian National Congress (**INC**), Bahujan Samaj Party (**BSP**), Aam Aadmi Party (**AAP**), Communist Party of India (Marxist) (**CPI(M)**) and National People's Party (**NPEP**).

### Executive Summary

The **executive summary** below lists the key observations drawn from the report:

#### 1. Status of Submission of Contribution Reports of National Parties, FY 2023-24

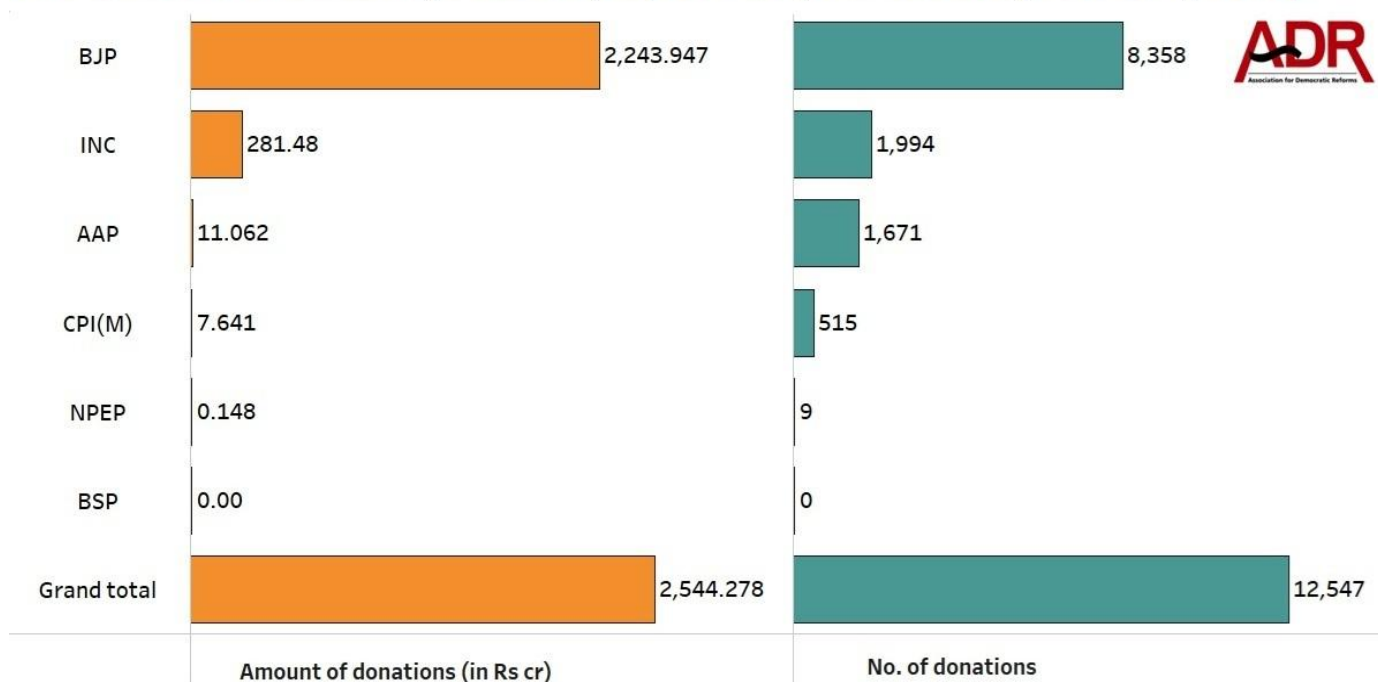
- a) The **due date** for submission of contribution reports for the parties was **30 September 2024**.
- b) Only **BSP** and **AAP** submitted their contribution reports on time while **NPEP, INC, BJP** and **CPI(M)** submitted after a delay of 23 days, 27 days, 42 days, and 43 days respectively.

S.No.	Political Party	Financial Year 2023-24		
		Party Code	Date of Submission	No. of days by which delayed
1	Bahujan Samaj Party	BSP	16 September 2024	-
2	Aam Aadmi Party	AAP	18 September 2024	-
3	National Peoples Party	NPEP	24 October 2024	<b>23 Days</b>
4	Indian National Congress	INC	28 October 2024	<b>27 Days</b>
5	Bharatiya Janata Party	BJP	12 November 2024	<b>42 Days</b>
6	Communist Party of India (Marxist)	CPI(M)	13 November 2024	<b>43 Days</b>

#### 2. Donations above Rs 20,000 to National Parties from all over India, FY 2023-24

- a) The **total donations** (above Rs 20,000) declared by the National parties for FY 2023-24 was **Rs 2544.278 cr** from **12,547 donations**.
- b) A total of **Rs 2243.947 cr** from 8,358 donations was declared by **BJP** followed by **Rs 281.48 cr** from 1994 donations declared by **INC**. The **donations declared by BJP** are **more than six times the aggregate declared by INC, AAP, NPEP** and **CPI(M)** for the same period.
- c) **BSP** declared that the party **did not receive any donations above Rs 20,000** during FY 2023-24, as it has been **declaring for the past 18 years**.

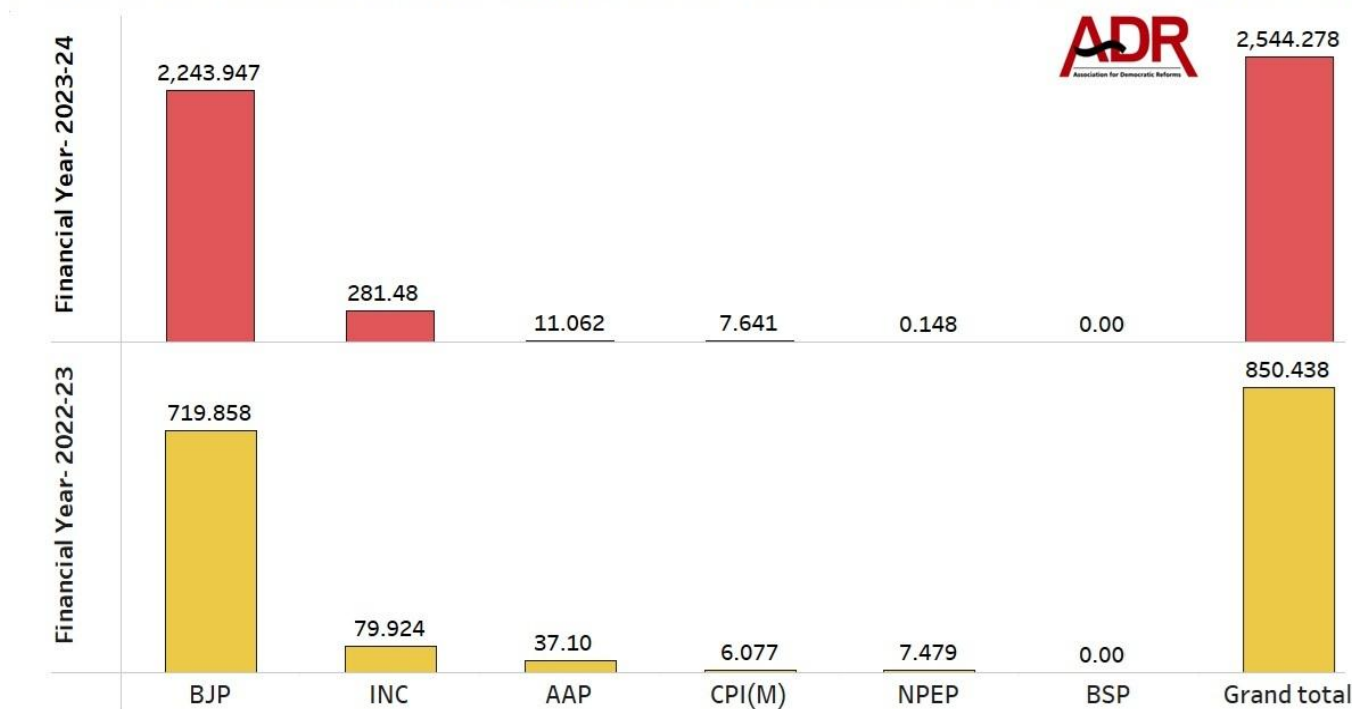
**No. and Amount of contributions (Above Rs 20,000) declared by National Parties, FY 2023-24 (in Rs Cr)**



**3. Comparison of donations received by National parties during FY 2022-23 and FY 2023-24**

- The **total donations** of the National parties during FY 2023-24 **increased by Rs 1693.84 cr, an increase of 199.17%** from the previous financial year 2022-23.
- Donations to the BJP increased from **Rs 719.858 cr** in FY 2022-23 to **Rs 2,243.947 cr** in FY 2023-24, marking a **211.72%** increase. Similarly, donations to the INC rose from **Rs 79.924 cr** in FY 2022-23 to **Rs 281.48 cr** in FY 2023-24, reflecting a **252.18%** increase.
- In comparison to the previous financial year, donations declared by **AAP** decreased by **70.18%** or **Rs 26.038 cr**, while donations declared by **NPEP** decreased by **98.02%** or **Rs 7.331 cr**.

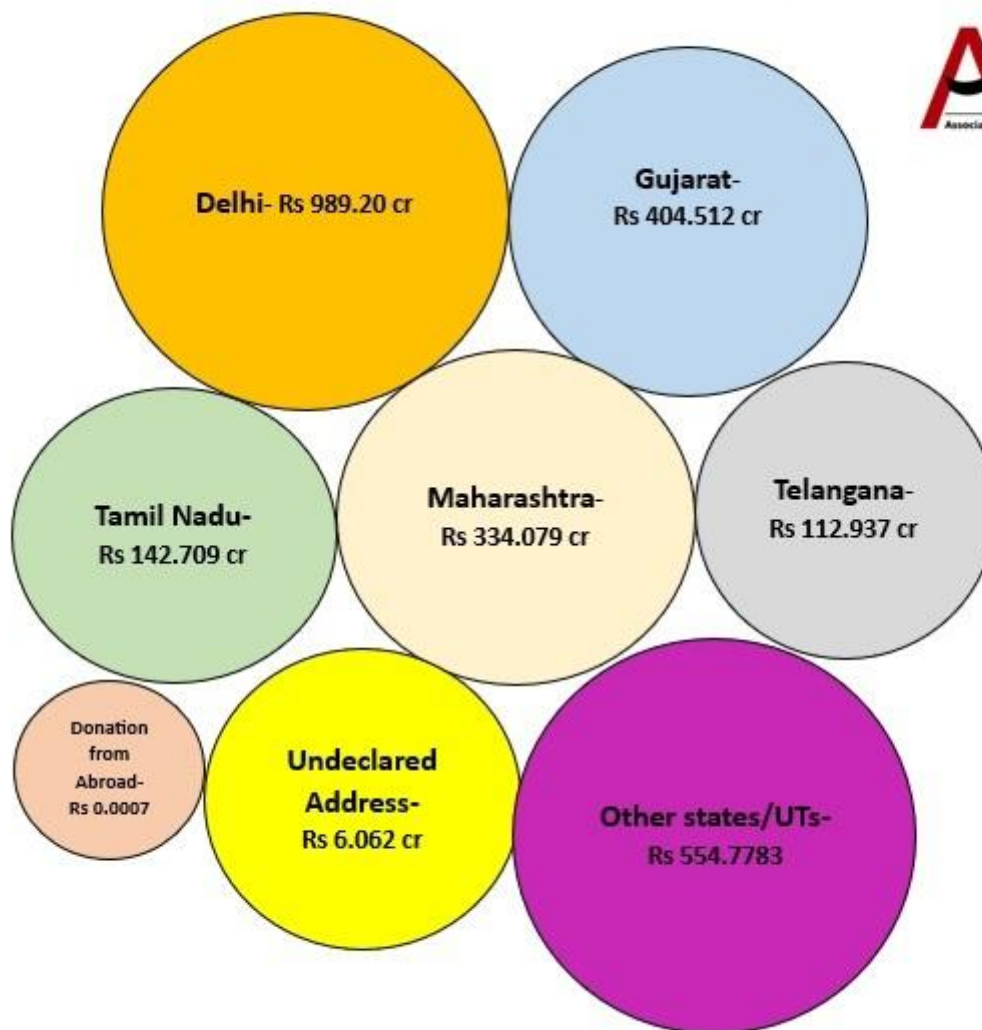
**Comparison of contributions (above Rs 20,000) to National Parties for FY 2022-23 and FY 2023-24 (in Rs Cr)**



#### 4. State-wise donations to National Parties, FY 2023-24

- Segregation of donations according to state** was made by ADR based on the **addresses** provided by the parties in their donations report to the ECI.
- A total of **Rs 989.20 cr** was donated to the National Parties from **Delhi**, followed by **Rs 404.512 cr** from **Gujarat** and **Rs 334.079 cr** from **Maharashtra**.
- A donation of **Rs 7000** from a donor from **United States** has been made to **AAP**.
- A total of **Rs 6.062 cr** (0.238% of total donations received by the National parties, FY 2023-24) could not be attributed to any State/ Union Territory due to **incomplete/undeclared information** provided by the parties.

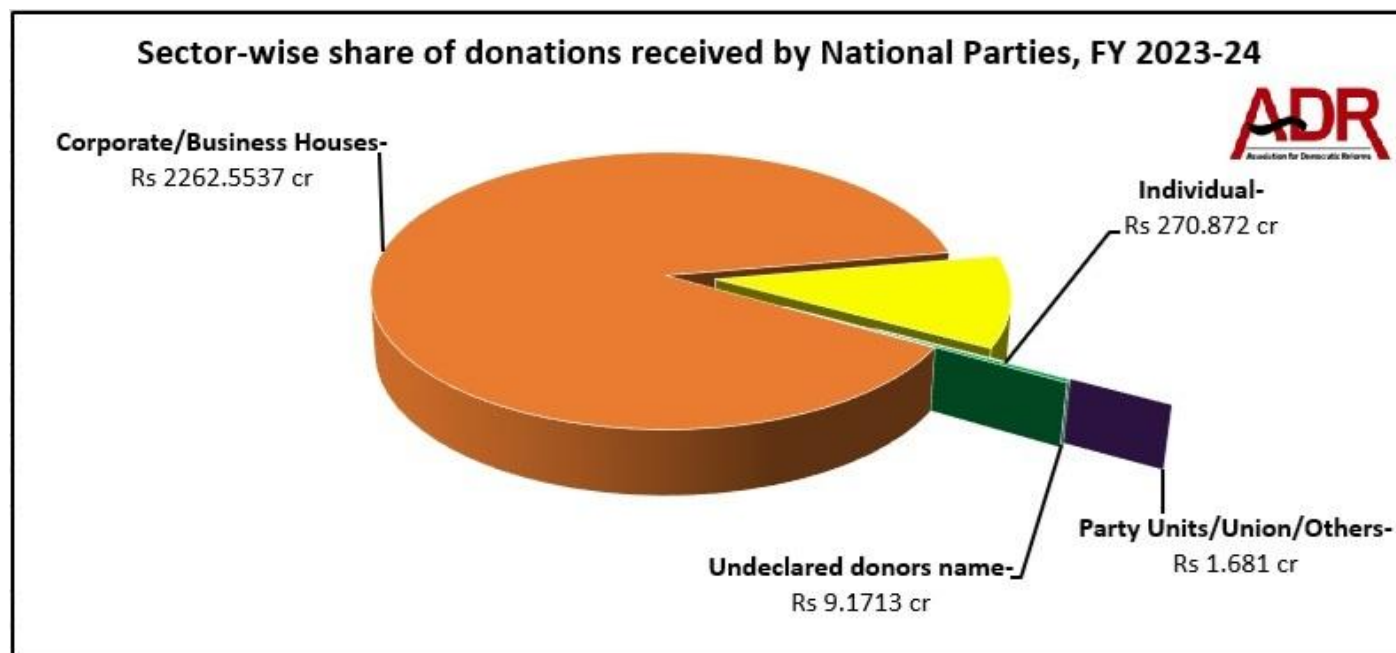
#### **Top 5 states which contributed to National Parties, FY 2023-24 (in Rs Cr)**



#### 5. Donors from corporates/business sectors Vs. individual donors

- 3755 donations** to the National parties were made by **corporate/business sectors** amounting to **Rs 2262.5537 cr** (88.9271% of total donations) while **8493 individual** donors donated **Rs 270.872 cr** (10.6463% of total donations) to the parties during FY 2023-24.
- 3478 donations from corporate/business sectors** were made to **BJP** (Rs 2064.58 cr) while **4628 individual** donors donated **Rs 169.126 cr** to the party during FY 2023-24.
- INC** received a total of **Rs 190.3263 cr** via **102** donations from **corporate/business sectors** and **Rs 90.899 cr** via **1882 individual donors** during FY 2023-24.

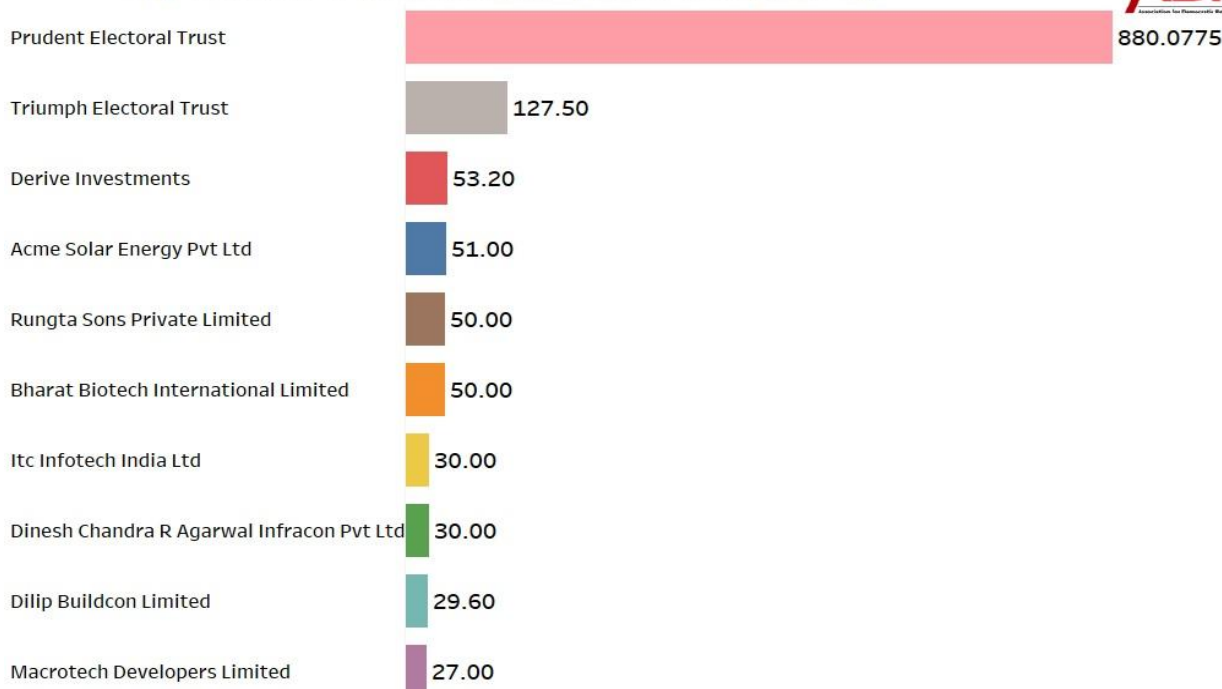
- d) **BJP** (Rs 2064.58 cr) received **more than nine times** the total amount (Rs 197.9737 cr) of **corporate donations** declared by all other National parties for the FY 2023-24.



**6. Top donors to National Parties, FY 2023-24**

- Prudent Electoral Trust** donated a total of **Rs 880.0775 cr** to **BJP** and **INC** together and is the top donor to parties that received the maximum donations. The Trust donated **Rs 723.675 cr to BJP** (32.25% of total funds received by the party) and **Rs 156.4025 cr to INC** (55.56% of total funds received by the party).
- Triumph Electoral Trust** donated **Rs 127.50 cr** from 4 donations to **BJP** and **Derive Investments** donated **Rs 50 cr** to **BJP** and **Rs 3.20 cr** to **INC**.
- Acme Solar Energy Pvt. Ltd.** donated **Rs 51 cr** through 5 donations, **Bharat Biotech International Limited** donated **Rs 50 cr** through 1 donation, **Rungta Sons Private Limited** donated **Rs 50 cr** through 1 donation, and **Dinesh Chandra R. Agarwal Infracon Pvt. Ltd.** donated **Rs 30 cr** through 1 donation to **BJP** in FY 2023-24
- For details of top 10 donations to National Parties, refer Annexure – 1.

### Top 10 donors to National Parties, FY 2023-24 (in Rs Cr)



## Observations and Recommendations of ADR

### Observations

1. **NPEP, INC, BJP and CPI(M)** submitted their contribution reports after a delay of 23 days, 27 days, 42 days and 43 days, respectively.
2. 4 National parties, **BJP, INC, NPEP and CPI(M)** had not declared PAN details of 889 donations through which the parties collected a total of **Rs 19.884 cr (0.782%** of the total donations declared by National parties).
3. 3 National Parties (**INC**- Rs 73.90 lakhs, **BJP**-Rs 51.70 lakhs and **CPI(M)**- Rs 33 lakhs) have declared **Rs 1.586 cr from 84 donations having missing/incorrect PAN details.**
4. **BJP** declared 1564 donations of Rs 1384.602 cr, **INC** collected 536 donations worth **Rs 244.571 cr**, **AAP** collected 168 donations of Rs 5.325 cr, **CPI(M)** collected 286 donations of Rs 4.547 cr and **NPEP** collected 1 donation of Rs **5 lakhs** having **incomplete cheque/DD details** where cheque number, bank details on which it was drawn and the date on which the cheque was received/ encashed is not provided. Thus, without the complete cheque/DD details, it would be a time-consuming process to link the donors against their donations and hence, trace the money trail.
5. As done for the **last 18 years**, **BSP has remarkably declared again that the party did not receive any donations above Rs 20,000.**
6. On comparing the annual report of Prudent Electoral Trust and the contributions report of BJP for FY 2023-2024, ADR observed that [trust's report](#) declared contributing 31 donations worth Rs 723.785 cr to BJP, however in the party's report, 30 donations worth Rs 723.675 cr are declared from Prudent Electoral Trust.
7. Additionally, according to the annual report of FY 2023-24 of Jaybharath Electoral Trust, it donated Rs 5 cr to BJP. However, the contribution report of BJP for the same financial year does not mention this contribution, as noted by ADR at the time of preparation of this report.



## Recommendations

1. The Supreme Court gave a judgment on September 13, 2013 declaring that no part of a candidate's affidavit should be left blank. Similarly, **no part of the Form 24A submitted by political parties providing details of donations above Rs 20,000 should be blank.**
2. All donors who have donated a **minimum of Rs 20,000** as a single or multiple donations should **provide their PAN details.**
3. Introducing a provision where in **individual or a company cannot contribute multiple small donations exceeding a total of Rs 20,000 in a financial year**, so that parties are not able to bypass the reporting requirement despite receiving a larger overall sum from the same donor.
4. Full details of all **donors should be made available for public scrutiny under the RTI.** Some countries where this is done include Bhutan, Nepal, Germany, France, Italy, Brazil, Bulgaria, the US and Japan. In none of these countries is it possible for nearly 50% of the source of funds to be unknown, but at present it is so in India.
5. The National parties should, ideally, lead by example by filing complete and correct statements of donations to the ECI well in time for public scrutiny so as to encourage financial transparency.
6. It is suggested that the **ECI publicize on its website details of the action taken (if any) against political parties that fail to provide required details** (such as name, address, PAN and mode of payment) of individuals, companies or entities making donations in cash.
7. **Incomplete contributions reports** having missing or incorrect PAN/mode of payment details must **be returned to the parties** by the ECI, to deter them from providing incomplete information.
8. **The National and Regional political parties must provide all information on their finances under the Right to Information Act.** This will go a long way in strengthening political parties, elections and democracy.
9. **Annual scrutiny** of donations reports of **National, Regional and unrecognized parties** should be initiated by a dedicated department of the **CBDT**, to **discourage donations from shell companies or illegal entities.**
10. Reporting and disclosure procedures must be strengthened to ensure that financial reports are audited independently and made publicly available in a timely manner. The **development of an online reporting and disclosure platform** can improve efficiency and transparency. Provide **status updates on the submission of party reports** showing which all registered parties submitted on time, which delayed their submission and those which defaulted, including the action taken against such parties by the Commission or other relevant authority.
11. **Corporations should make details of their political contributions available in the public domain** through their websites (in annual reports or on a dedicated page) for increasing transparency in political financing.



## Detailed Report

Political parties rely heavily on donations for contesting elections and running their daily affairs. They receive huge sums of money in the form of donations/contributions from corporates or business houses, trusts and individuals. Section 29C of the Representation of People Act, 1951 mandates that political parties submit their contribution details in excess of Rs 20,000 received from any person or a company to the ECI annually, in order to enjoy 100% tax exemption.

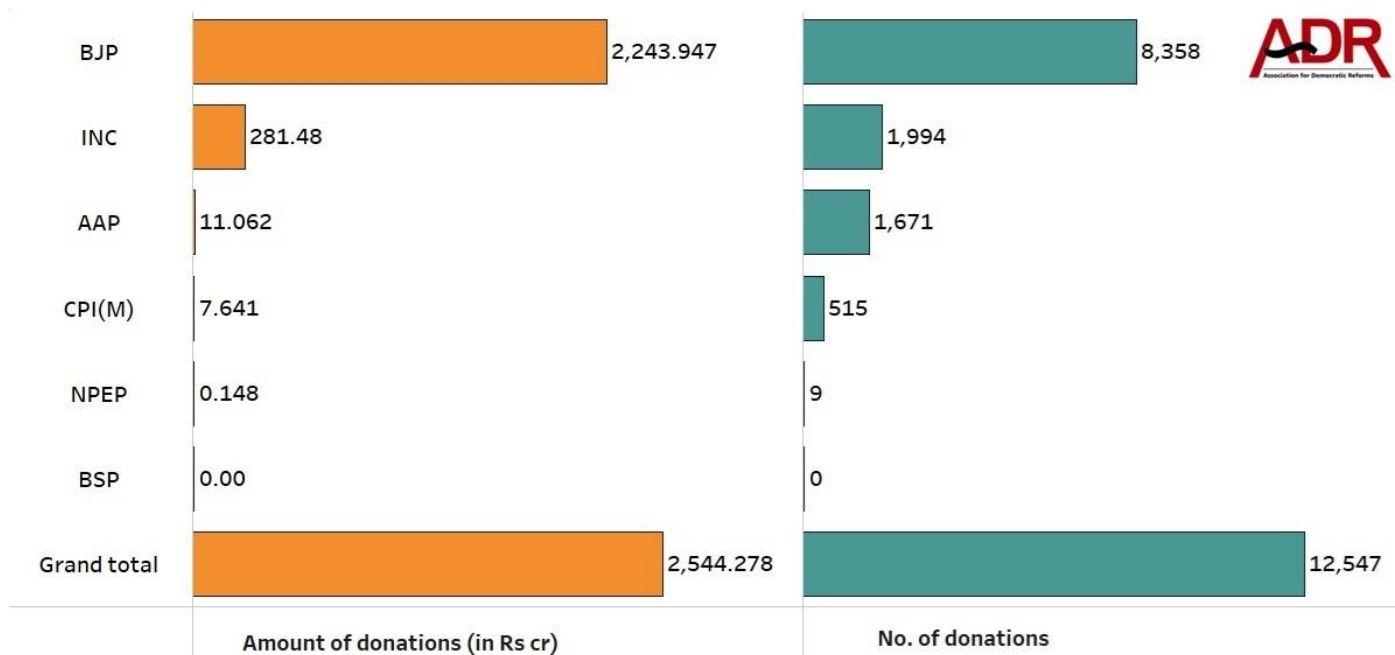
This report, prepared by **Association for Democratic Reforms (ADR)**, focuses on donations above Rs 20,000, received by the National political parties during the financial year 2023-24, as per details submitted by the parties to the Election Commission of India (ECI). The National parties include Bharatiya Janata Party (**BJP**), Indian National Congress (**INC**), Bahujan Samaj Party (**BSP**), Aam Aadmi Party (**AAP**), Communist Party of India (Marxist) (**CPI(M)**) and National People's Party (**NPEP**).

### I. Donations above Rs 20,000 to National Parties from all over India (FY 2023-24)

- The total amount of donations received above Rs 20,000 by National political parties during FY 2023-24 is calculated from the donations report submitted to the Election Commission annually.
- The total amount of donations above Rs 20,000 declared by the National Parties was **Rs 2544.278 cr**, from **12,547 donations**, which amounts to an average of **Rs 20.27 lakhs per donation**.
- With regard to the total number of donations, **BJP leads with 8358 donations** from individuals and corporates while **INC** declared a total of **1994 donations** followed by **AAP** with **1671 donations**, **CPI(M)** with **515** donations and **NPEP** with **9** donations.
- A total of **Rs 2243.947 cr** was declared by **BJP** during FY 2023-24 while **INC** declared receiving **Rs 281.48 cr** during the same period.
- The **donations** declared by **BJP** are **more than 6 times the aggregate** declared by the INC, AAP, CPI(M) and NPEP for the same period (Rs 2243.947 cr declared by BJP against Rs 300.331 cr declared by the **remaining parties**).
- BJP** received an average of **Rs 26.84 lakhs** per donation; **INC**– **Rs 14.11 lakhs** per donation, **NPEP** – **Rs 1.65 lakhs** per donation, **CPI(M)**– **Rs 1.48 lakhs** per donation and **AAP** – **Rs 0.66 lakhs** per donation.
- BSP** declared that the party **did not receive any donations above Rs 20,000** during FY 2023-24, as it has been declaring for the past 18 years.

Number and amount of donations declared by National Parties for Financial Year- 2023-24			
National Party	No of donations	Total donations	Average of donations
<b>BJP</b>	8358	2243.947	Rs 26.84 lakhs
<b>INC</b>	1994	281.48	Rs 14.11 lakhs
<b>AAP</b>	1671	11.062	Rs 0.66 lakhs
<b>CPI(M)</b>	515	7.641	Rs 1.48 lakhs
<b>NPEP</b>	9	0.148	Rs 1.65 lakh
<b>BSP</b>	0	0	0
<b>Grand total</b>	<b>12547 donations</b>	<b>Rs 2544.278 cr</b>	<b>Rs 20.27 lakhs</b>

**No. and Amount of contributions (Above Rs 20,000) declared by National Parties, FY 2023-24 (in Rs Cr)**

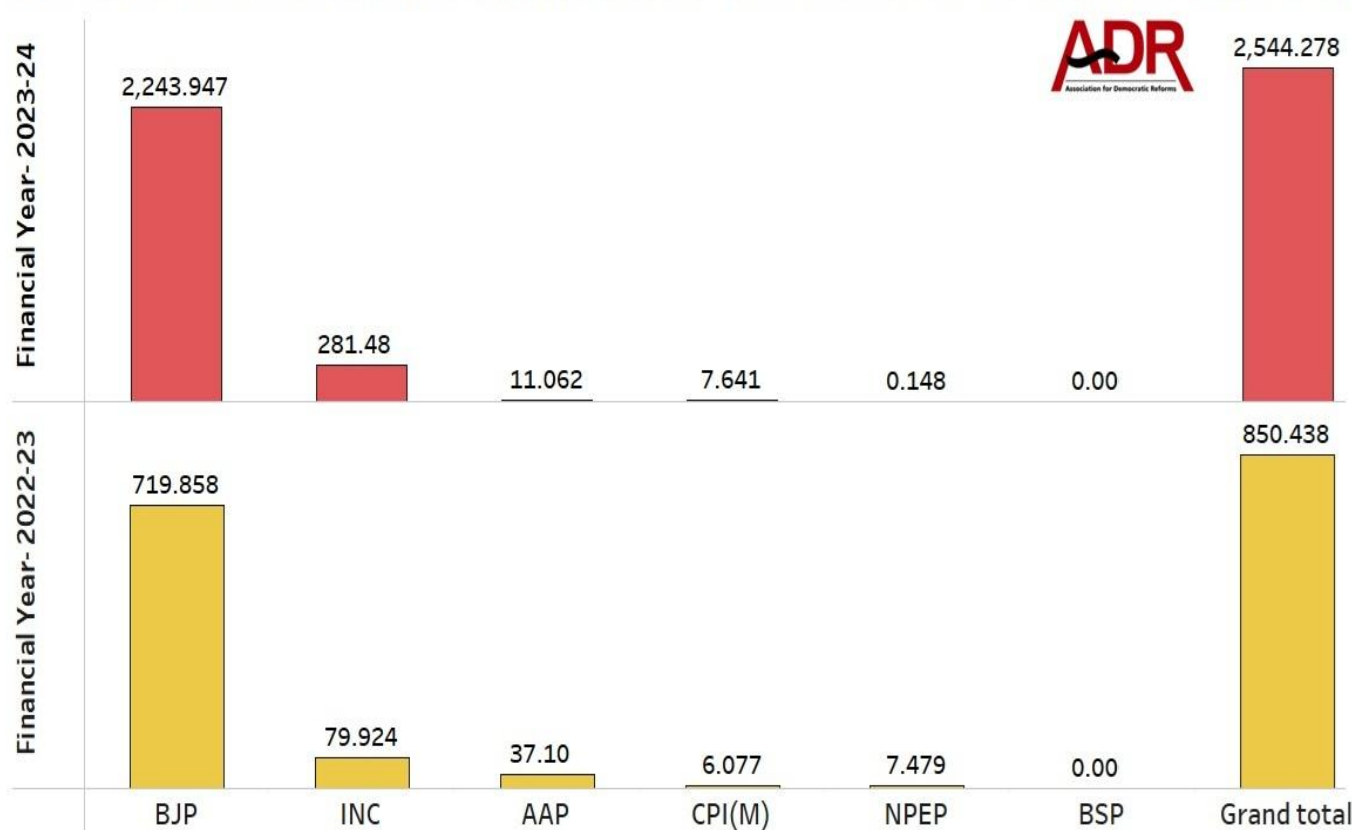


**II. Comparison of donations received by National Parties between FY 2022-23 and FY 2023-24**

- The **total donations** of the **National Parties** during FY 2023-24 increased by **Rs 1693.84 cr**, an **increase of 199.17%**, from the previous financial year, 2022-23.
- Donations to **BJP** increased from **Rs 719.858 cr** during FY 2022-23 to **Rs 2243.947 cr** during FY 2023-24 (**211.72% increase**) while donations to **INC** increased from **Rs 79.924 cr** during FY 2022-23 to **Rs 281.48 cr** during FY 2023-24 (**252.18% decrease**).
- AAP** declared the **highest amounts decrease of 70.18%**, from **Rs 37.10 cr** in FY 2022-23 to **Rs 11.062 cr** in FY 2023-24 while **NPEP** has declared a **decrease of 98.02%**, from **Rs 7.479 cr** in FY 2022-23 to **Rs 0.148 cr** in FY 2023-24.

Number and amount of donations declared by National Parties for Financial Year- 2022-23 and 2023-24							
National Party	Financial Year- 2023-24			Financial Year- 2022-23			Contributions increased/decreased
	No of donations	Total donations	Average of donations	No of donations	Total donations	Average of donations	
<b>BJP</b>	8358	2243.947	Rs 26.84 lakhs	7945	719.858	Rs 9.06 lakhs	Rs 1524.089 cr (211.72%)
<b>INC</b>	1994	281.48	Rs 14.11 lakhs	894	79.924	Rs 8.94 lakhs	Rs 201.556 cr (252.18%)
<b>AAP</b>	1671	11.062	Rs 0.66 lakhs	2979	37.10	Rs 1.24 lakhs	<b>Rs 26.038 cr (-70.18%)</b>
<b>CPI(M)</b>	515	7.641	Rs 1.48 lakhs	314	6.077	Rs 1.93 lakhs	Rs 1.564 cr (25.74%)
<b>NPEP</b>	9	0.148	Rs 1.65 lakh	35	7.479	Rs 21.37 lakhs	<b>Rs 7.331 cr (-98.02%)</b>
<b>BSP</b>	0	0	0	0	0	0	-
<b>Grand total</b>	<b>12547 donations</b>	<b>Rs 2544.278 cr</b>	<b>Rs 20.27 lakhs</b>	<b>12167 donations</b>	<b>Rs 850.438 cr</b>	<b>Rs 6.98 lakhs</b>	<b>Rs 1693.84 cr (199.17%)</b>

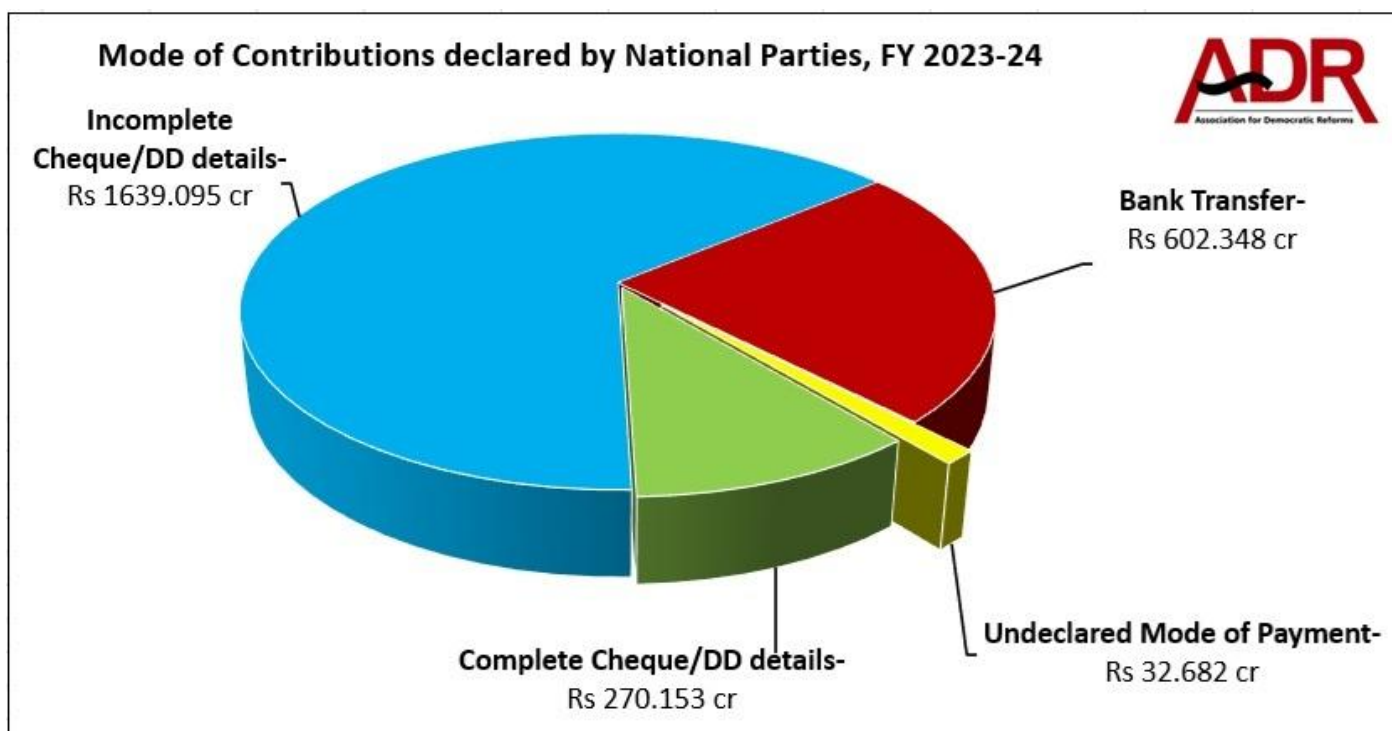
**Comparison of contributions (above Rs 20,000) to National Parties for FY 2022-23 and FY 2023-24 (in Rs Cr)**



**III. Mode of Contribution to National Parties, FY 2023-24**

- National Parties declared receiving a total of **Rs 1909.248 cr** by cheque/DD from **7788 donations** and formed **75.041 %** of the total donations received.
- It is to be noted that **2555 donations** worth **Rs 1639.095 cr** or **64.423%** of all donations contained incomplete cheque/DD details while **421 donations**, amounting to **Rs 32.682 cr** contained **undeclared** information of the **mode of contribution** and formed **1.284%** of the total donations declared by the parties.
- Rs 602.348 cr** comprising of **4338 donations** declared as received by the National Parties through **Bank Transfer** for FY 2023-24.

Mode of Payments declared by National Parties for FY- 2023-24					
Donations	By Cheque/DD		Bank Transfer	Undeclared Mode	Grand Total
	Complete details	Incomplete details			
Total number of donations	5233	2555	4338	421	12547 donations
Total donations declared (Rs in crores)	270.153	1639.095	602.348	32.682	Rs 2544.278 cr
Share of donations	10.618%	64.423%	23.675%	1.284%	100%



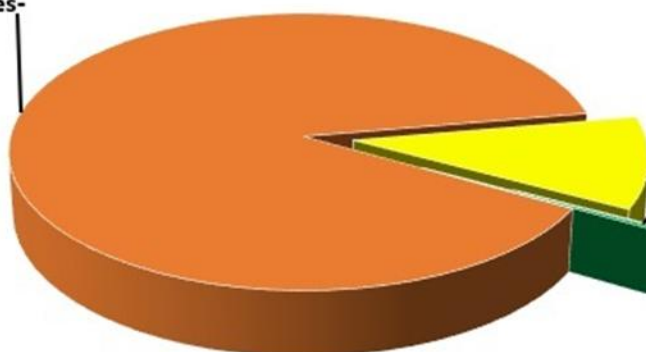
#### IV. Donors from Corporates/business sectors Vs. Individual donors

- Corporates/business sectors have been segregated from individual donations by ADR as this segregation is not a part of the form submitted by the political parties to the ECI.
- 3755 donations from corporate/business sectors amounting to Rs 2262.5537 cr were made to the National parties while 8493 individual donors donated Rs 270.872 cr to the parties during FY 2023-24.
- With the maximum number of donations during FY 2023-24, BJP has declared 3478 donations from corporate/business sectors amounting to Rs 2064.58 cr while 4628 individual donors donated Rs 169.126 cr to the party.
- Donations from corporates formed 92.01% of total donations declared by BJP.
- 102 donations from corporate/business sectors amounting to Rs 190.3263 cr were made to INC while 1882 individual donors donated Rs 90.899 cr to the party.
- Donations from corporates formed 67.62% of total donations declared by INC.

Sector-wise donations to National Political Parties for FY 2023-24										
Party	Corporate/Business Houses		Individual		Party Units/Union/Others		Undeclared donors name		Total No. of Donations	Total Contributions (in Rs cr)
	No of Donations	Total Contributions (in Rs cr)	No of Donations	Total Contributions (in Rs cr)	No of Donations	Total Contributions (in Rs cr)	No of Donations	Total Contributions (in Rs cr)		
BJP	3478	2064.58	4628	169.126	27	1.094	225	9.147	8358	Rs 2243.947 cr
INC	102	190.3263	1882	90.899	9	0.2409	1	0.0138	1994	Rs 281.48 cr
AAP	11	3.1466	1660	7.9154	0	0	0	0	1671	Rs 11.062 cr
CPI(M)	161	4.4328	317	2.852	34	0.3461	3	0.0105	515	Rs 7.641 cr
NPEP	3	0.068	6	0.08	0	0	0	0	9	Rs 0.148 cr
Grand total	3755 donations	Rs 2262.5537 cr	8493 donations	Rs 270.872 cr	70 donations	Rs 1.681 cr	229 donations	Rs 9.1713 cr	12547 donations	Rs 2544.278 cr

### Sector-wise share of donations received by National Parties, FY 2023-24

Corporate/Business Houses-  
Rs 2262.5537 cr



Individual-  
Rs 270.872 cr

Undeclared donors name-  
Rs 9.1713 cr

Party Units/Union/Others-  
Rs 1.681 cr

### Party-wise contribution from various sectors for FY 2023-24 (in Rs Cr)

Donations from Corporate/Business Houses	2,064.58	190.3263	3.1466	4.4328	0.068
Donations from Individual	169.126	90.899	7.9154	2.8516	0.08
Donations with Undeclared donors name	9.147	0.0138	0.00	0.0105	0.00
Donations from Party Units/Union/Others	1.094	0.2409	0.00	0.3461	0.00
	BJP	INC	AAP	CPI(M)	NPEP

## V. State-wise donations to National Parties, FY 2023-24

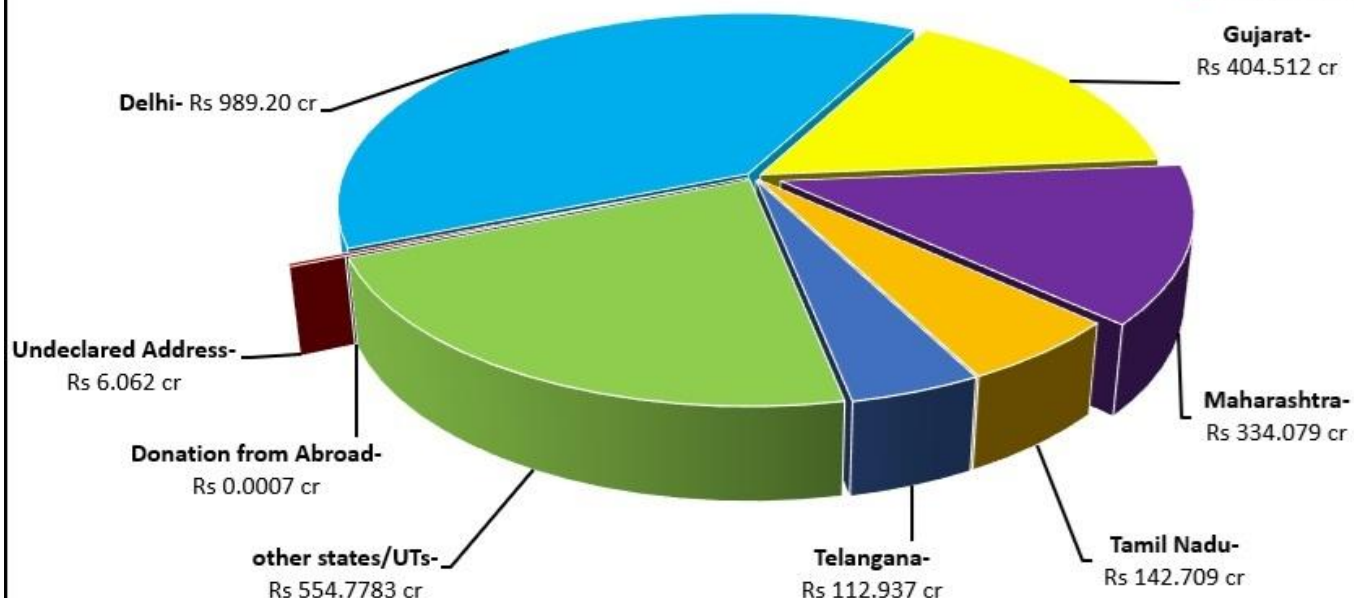
- Segregation of donations according to state was made by ADR based on the address provided by the parties in their donations report to the ECI.

- b) Donations declared by the National parties contained details of **donations received from 35 States/Union Territories/ common capitals**. Please refer to **Annexure – 2** for more details.
- c) A total of **Rs 989.20 cr** was donated to the National parties from **Delhi**, followed by **Rs 404.512 cr** from **Gujarat** and **Rs 334.079 cr** from **Maharashtra**.
- d) A total of **Rs 6.062 cr**, (0.238% of total donations received by the National parties, FY 2023-24), could not be attributed to any State/ Union Territory due to **Undeclared address** provided by the parties.
- e) Of the donations from **corporate houses**, **Rs 3.872 cr** could **not be segregated** into donations from various states.
- f) **Corporate/ Business houses** from **Delhi** donated **Rs 975.09 cr** while those from **Gujarat** gave **Rs 367.2114 cr**.
- g) For sector-wise details across states, see Annexure – 3.

Sector-wise states who contributed to National Parties, FY 2023-24 (in Rs crores)					
State	Corporate/Business Houses	Individual	Party Units/Union/Others	Undeclared Donor Name	Grand Total
<b>Delhi</b> (38.879% of total donations to the Parties)	975.09	14.025	0.085	0	<b>Rs 989.20 cr</b>
<b>Gujarat</b> (15.899% of total donations to the Parties)	367.2114	37.2306	0.07	0	<b>Rs 404.512 cr</b>
<b>Maharashtra</b> (13.1306% of total donations to the Parties)	312.375	13.8713	0.0224	7.8103	<b>Rs 334.079 cr</b>
<b>Tamil Nadu</b> (5.609% of total donations to the Parties)	138.033	3.7416	0.01	0.9244	<b>Rs 142.709 cr</b>
<b>Telangana</b> (4.439% of total donations to the Parties)	81.42	31.177	0.34	0	<b>Rs 112.937 cr</b>
<b>Other 30 States/UTs</b> (21.805% of total donations to the Parties)	384.5523	168.9008	0.894	0.431	<b>Rs 554.7783 cr</b>
Donation from <b>Abroad</b> (0.00003% of total donations to the Parties)	0	0.0007	0	0	<b>Rs 0.0007 cr</b>
<b>Undeclared Address (0.238% of total donations to the Parties)</b>	<b>3.872</b>	<b>1.925</b>	<b>0.2594</b>	<b>0.0056</b>	<b>Rs 6.062 cr</b>
<b>Grand Total</b>	<b>2262.5537</b>	<b>270.872</b>	<b>1.681</b>	<b>9.1713</b>	<b>Rs 2544.278 cr</b>



### Top five states which contributed to National Parties, FY 2023-24

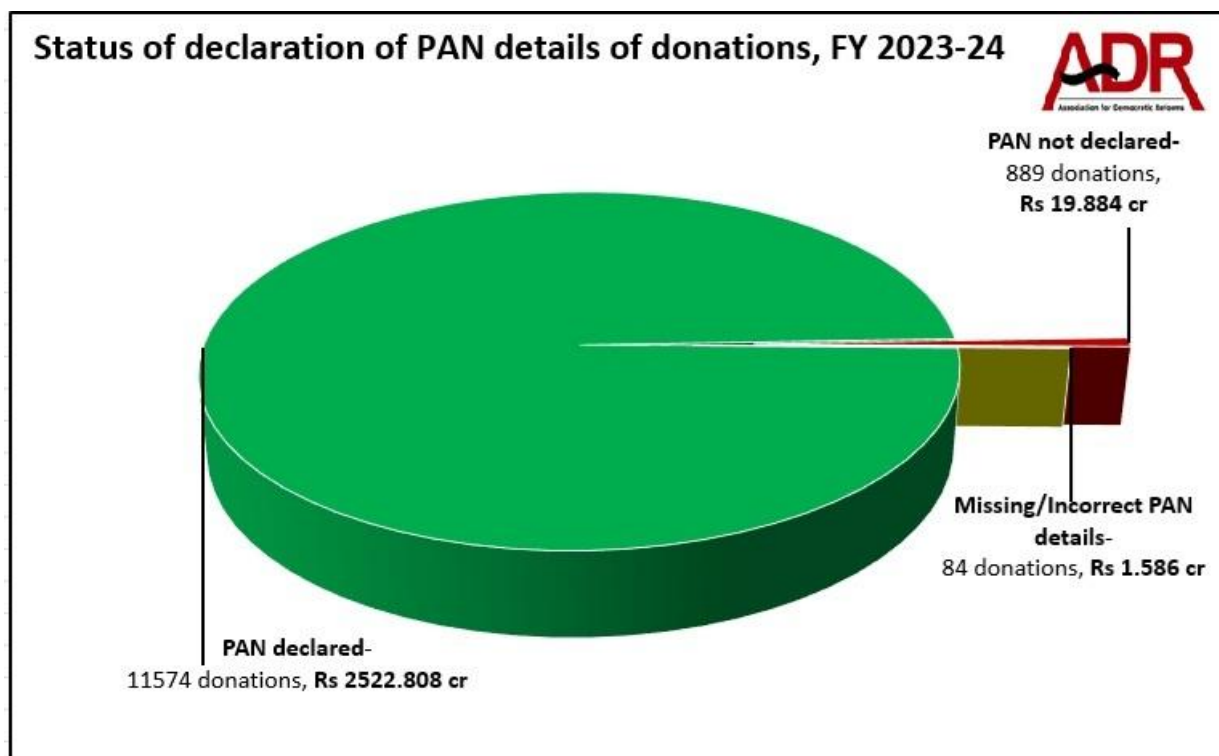


#### VI. Incomplete disclosure of information in the donations report

- Of the 6 National parties, 4 parties namely BJP, INC, NPEP and CPI(M) had **not declared PAN details of 889 donations** through which the parties collected a total of **Rs 19.884 cr**.
- BJP** collected **Rs 18.576 cr** from **847 donations** but failed to provide PAN details of donors. **INC** collected **Rs 1.024 cr** from **24 donations**, **CPI(M)** collected **Rs 23.90 lakhs** from **15 donations** and **NPEP** collected **Rs 4.50 lakhs** from **3 donations** without PAN.
- 3 National parties (INC, BJP and CPI(M)) have declared **84 donations** of **Rs 1.586 cr** having **missing/incorrect PAN** details for FY 2023-24.
- INC** declared **Rs 73.90 lakhs** from **19 donations** with missing/incorrect PAN details of donors. **BJP** collected **Rs 51.70 lakhs** from **57 donations** without complete PAN and **8 donation** of **CPI(M)** (**Rs 33 lakh**) **do not have complete PAN** details.

Donors’ PAN details declared by National Parties during FY 2023-24							Total No. of donations	Total contributions
Party	PAN declared		Missing/Incorrect PAN details		PAN not declared			
	No. of donations without PAN declaration	Contributions (Rs in crores)	No. of donations without PAN declaration	Contributions (Rs in crores)	No. of donations with declaration	Contributions (Rs in crores)		
BJP	7454	2224.854	57	0.517	847	18.576	8358	Rs 2243.947 cr
INC	1951	279.717	19	0.739	24	1.024	1994	Rs 281.48 cr
AAP	1671	11.062	0	0	0	0	1671	Rs 11.062 cr
CPI(M)	492	7.072	8	0.33	15	0.239	515	Rs 7.641 cr
NPEP	6	0.103	0	0	3	0.045	9	Rs 0.148 cr
Total	11574 donations	Rs 2522.808 cr	84 donations	Rs 1.586 cr	889 donations	Rs 19.884 cr	12547 donations	Rs 2544.278 cr





## VII. Top donors to National Parties

- Of the total donations of **Rs 2544.278 cr**, the **top 2 donors of every National party** together donated a sum of **Rs 1020.2075 cr** which forms **40.10 %** of the parties' overall donations above Rs 20,000 during FY 2023-24.
- Prudent Electoral Trust** donated a total of **Rs 723.675 cr** to **BJP** and **Rs 156.4025 cr** to **INC**.
- Triumph Electoral Trust** donated a total of **Rs 127.50 cr** to **BJP**, while **Classic Featherlite Waterfront Developers Llp** donated **Rs 7 cr** to **INC**.
- AAP** received donations **Rs 2.90 cr** from **Bharatha Swamukti Samsthe** and **Rs 1.35 cr** from **Michael D Souza**.
- CPI(M)** received **Rs 1 cr** or **13.09%** of its total donations from **Natco Pharma Limited**.
- NPEP** received **Rs 5 lakhs** from **Manjushree Plastics** and received **Rs 3 lakhs** donations from **Bimal Saha**.
- For top 10 donors to National parties, refer Annexure – 4.

National Party	Total donations received above Rs 20,000	Top 2 donors during FY 2023-24			Share of contribution
		Donor	No. of donations	Contribution (in Rs cr)	
BJP	Rs 2243.947 cr	Prudent Electoral Trust	30	723.675	32.25%
		Triumph Electoral Trust	4	127.50	5.68%
INC	Rs 281.48 cr	Prudent Electoral Trust	14	156.4025	55.56%
		Classic Featherlite Waterfront Developers Llp	3	7.00	2.49%
AAP	Rs 11.062 cr	Bharatha Swamukti Samsthe	2	2.90	26.22%
		Michael D Souza	10	1.35	12.20%
CPI(M)	Rs 7.641 cr	Natco Pharma Limited	3	1.00	13.09%
		Kalyan Jewellers Thrissur	2	0.3	3.93%
NPEP	Rs 0.148 cr	Manjushree Plastics	1	0.05	33.78%
		Bimal Saha	1	0.03	20.27%
Grand Total	Rs 2544.278 cr		70 donors	Rs 1020.2075 cr	40.10%

**Top contributions of top 10 donors of National Parties, FY 2023-24 (in Rs Cr)**

Prudent Electoral Trust	BJP	30	723.675
	INC	14	156.4025
Triumph Electoral Trust	BJP	4	127.50
	INC	2	50.00
Derive Investments	BJP	2	3.20
	INC	2	51.00
Acme Solar Energy Pvt Ltd	BJP	5	50.00
Rungta Sons Private Limited	BJP	1	50.00
Bharat Biotech International Limited	BJP	1	30.00
Itc Infotech India Ltd	BJP	1	30.00
Dinesh Chandra R Agarwal Infracon Pvt Ltd	BJP	1	29.60
Dilip Buildcon Limited	BJP	25	27.00
Macrotech Developers Limited	BJP	1	
		No. of donations	Amounts of donations (in Rs cr)

**VIII. Month-wise donations received by National Political Parties**

- BJP** collected maximum donations in **March 2024**, a total of **Rs 34.443 cr** from 60 donations and party has declared **Rs 30.058 cr** from 26 donations in **September 2023**.
- BJP** has not declared the dates of payments for **7996 donations (Rs 2158.1494 cr)** while **INC** has not declared the dates of payments of all **1994 donations of Rs 281.48 cr**.
- AAP** (1671 donations of Rs 11.062 cr), **CPI(M)** (514 donations of Rs 7.636 cr) and **NPEP** (9 donations of Rs 14.80 lakhs) have not declared the dates of payments of all the donations.

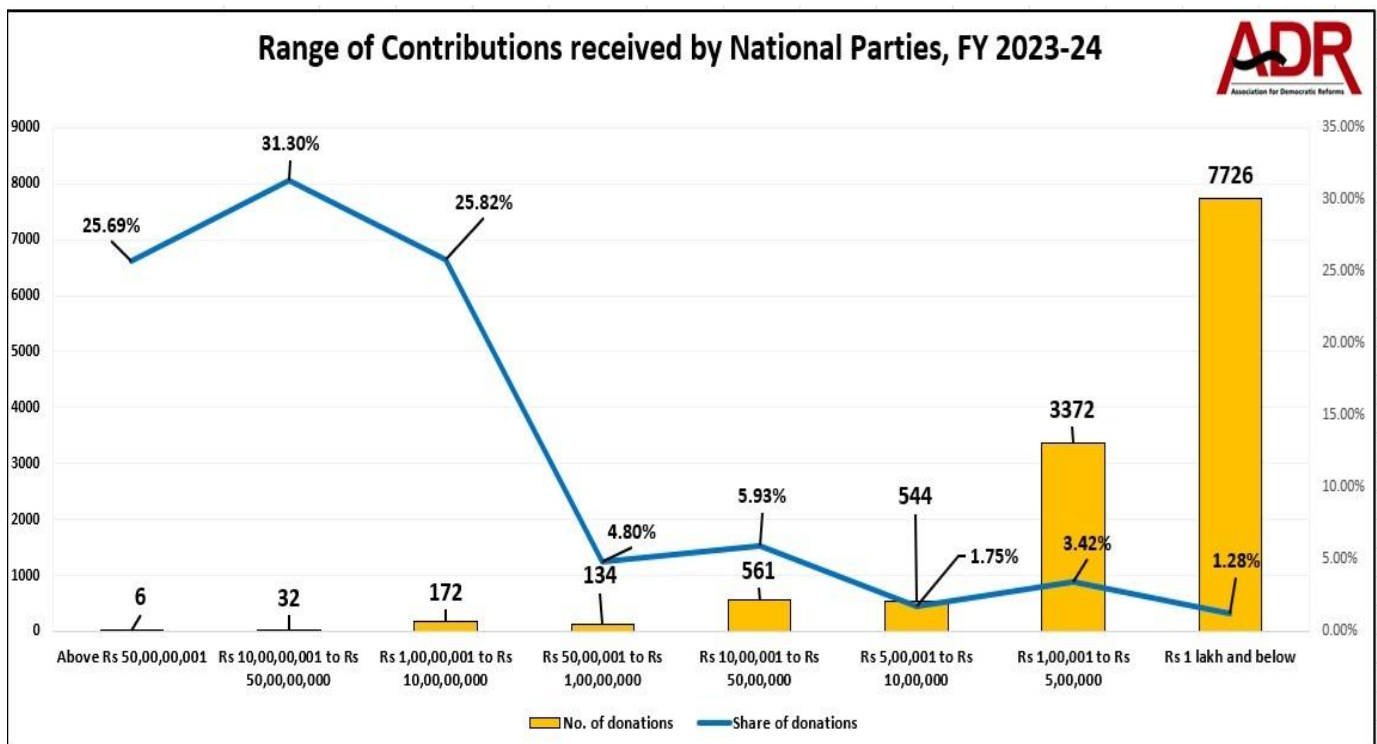
Month-wise donations received by National Parties, FY 2023-24												
Month wise donations	BJP		INC		AAP		CPI(M)		NPEP		Total no. of contributions	Total amount of contributions
	No. of donations	Amounts of contributions (in Rs cr)	No. of donations	Amounts of contributions (in Rs cr)	No. of donations	Amounts of contributions (in Rs cr)	No. of donations	Amounts of contributions (in Rs cr)	No. of donations	Amounts of contributions (in Rs cr)		
Apr-23	46	0.887	*								46	Rs 0.887 cr
May-23	38	0.923									38	Rs 0.923 cr
Jun-23	14	0.70									14	Rs 0.70 cr
Jul-23	27	2.195									27	Rs 2.195 cr
Aug-23	12	0.511									12	Rs 0.511 cr
Sep-23	26	30.058									26	Rs 30.058 cr
Oct-23	10	3.177									10	Rs 3.177 cr
Nov-23	19	0.4726									19	Rs 0.4726 cr
Dec-23	23	1.341									23	Rs 1.341 cr
Jan-24	26	1.543									26	Rs 1.543 cr
Feb-24	61	9.547	*				1	0.005	*		62	Rs 9.552 cr
Mar-24	60	34.443	*								60	Rs 34.443 cr
Date not available	7996	2158.1494	1994	281.48	1671	11.062	514	7.636	9	0.148	12184	Rs 2458.4754 cr
Total	8358 donations	Rs 2243.947 cr	1994 donations	Rs 281.48 cr	1671 donations	Rs 11.062 cr	515 donations	Rs 7.641 cr	9 donations	Rs 0.148 cr	12547 donations	Rs 2544.278 cr

\*Month-wise donation details of FY 2023-24 of other National Parties are NA

## IX. Range of Contributions received by National Parties

- National Political Parties received a total of **12,547 donations** worth **Rs 2544.278 cr.** ADR has segregated these donations into different ranges by amount.
- Parties received **6 contributions exceeding Rs 50 crore** and forming a share of **25.69%.**
- National Political Parties received **32 contributions** between **Rs 10 cr one to 50 cr** amounting to **Rs 796.452 cr** and formed 31.30% of the total share of contributions received.
- The National parties received the largest contribution of Rs 218.50 cr from the Prudent Electoral Trust, which makes up 8.59% of the total donations.
- Maximum number of contributions (**7726**) received by National Parties were **Rs 1 lakh and below**, and amounted to **Rs 32.535 cr** with a total share of **1.28%.**

Range of Contributions	Amount (in Rs cr)	No. of donations	Share of donations
Above Rs 50,00,00,001	653.675	6	25.69%
Rs 10,00,00,001 to Rs 50,00,00,000	796.452	32	31.30%
Rs 1,00,00,001 to Rs 10,00,00,000	657.032	172	25.82%
Rs 50,00,001 to Rs 1,00,00,000	122.136	134	4.80%
Rs 10,00,001 to Rs 50,00,000	150.91	561	5.93%
Rs 5,00,001 to Rs 10,00,000	44.463	544	1.75%
Rs 1,00,001 to Rs 5,00,000	87.075	3372	3.42%
Rs 1 lakh and below	32.535	7726	1.28%
<b>Grand Total</b>	<b>Rs 2544.278 cr</b>	<b>12547 donations</b>	<b>100%</b>



## Contact Details

<b>Media and Journalist Helpline</b> +91 80103 94248 Email: adr@adrindia.org	<b>Maj. Gen Anil Verma (Retd.)</b> Head National Election Watch, Association for Democratic Reforms +91 11 4165 4200 anilverma@adrindia.org	<b>Prof Jagdeep Chhokar</b> IIM Ahmedabad (Retd.) Founder Member National Election Watch, Association for Democratic Reforms jchhokar@gmail.com	<b>Prof Trilochan Sastry</b> IIM Bangalore Founder Member, National Election Watch, Association for Democratic Reforms tsastry@gmail.com
--	--	--	---

## Disclaimer

Source for the data used in the report are the Audited accounts and donations reports submitted by the National Political Parties to the Income Tax Department and the Election Commission of India. ADR does not add or subtract any information, unless the EC changes the data. In particular, no unverified information from any other source is used. The data can be accessed from [myneta.info/party](http://myneta.info/party) and the websites of the ECI. While all effort has been made to ensure that the information is in keeping with what is mentioned in the statements submitted by the political parties, in case of discrepancy between information in this report and that given in their statements, the information reported by the political parties should be treated as correct. Association for Democratic Reforms (ADR), National Election Watch (NEW) and their volunteers are not responsible or liable for any direct, indirect special, or consequential damages, claims, demands, losses of any kind whatsoever, made, claimed, incurred or suffered by any party arising under or relating to the usage of data provided by ADR through this report.

It is to be noted that ADR undertakes great care and adopts utmost due diligence in analysing and dissemination of the audit and contribution reports of the political parties submitted with the Election Commission of India and respective state CEOs. Such information is only aimed at *highlighting the increased misuse of money in our electoral and political process so as to facilitate a system of transparency, accountability and good governance and to enable voters to form an informed choice*. Therefore, it is expected that anyone using this report shall undertake due care and utmost precaution while using the data provided by ADR. ADR is not responsible for any *mishandling, discrepancy, inability to understand, misinterpretation or manipulation, distortion of the data* in such a way so as to *benefit or target a particular political party or politician or candidate*.

## Annexure-1

### Details of Top 10 donations above Rs 20,000 to the National Parties

Top 10 donations of BJP, Financial Year 2023-24					
S.No.	Name	Complete Address of the Contributing Person/Company	PAN (Yes/No)	Amount of Contribution (Rs.)	Mode of Contribution *(Cheque/Demand Draft /cash)
1	Prudent Electoral Trust	G-15, Hans Bhawan, 1 Bahadurshah Zafar Marg, New Delhi -110002 New Delhi - 110002	Yes	2,18,50,00,000	Cheque, HDFC Bank, K G Marg
2	Prudent Electoral Trust	G-15, Hans Bhawan, 1 Bahadurshah Zafar Marg, New Delhi -110002 New Delhi - 110002	Yes	1,18,17,50,000	Cheque, HDFC Bank, K G Marg
3	Triumph Electoral Trust	Dare House Extension, 234, N. S. C Bose Road	Yes	1,00,00,00,000	Cheque, HDFC Bank, Chennai - ITC Centre -Anna Salai
4	Prudent Electoral Trust	G-15, Hans Bhawan, 1 Bahadurshah Zafar Marg, New Delhi -110002 New Delhi - 110002	Yes	82,00,00,000	Cheque, HDFC Bank, K G Marg
5	Prudent Electoral Trust	G-15, Hans Bhawan, 1 Bahadurshah Zafar Marg, New Delhi -110002 New Delhi - 110002	Yes	70,00,00,000	Cheque, HDFC Bank, K G Marg
6	Prudent Electoral Trust	G-15, Hans Bhawan, 1 Bahadurshah Zafar Marg, New Delhi -110002	Yes	65,00,00,000	Cheque, HDFC Bank, K G Marg
7	Prudent Electoral Trust	G-15, Hans Bhawan, 1 Bahadurshah Zafar Marg, New Delhi -110002 New Delhi - 110002	Yes	50,00,00,000	Cheque, HDFC Bank, K G Marg
8	Bharat Biotech International Limited	Genome Valley, Medchal	Yes	50,00,00,000	Cheque, State Bank Of India, Overseas Branch Hyderabad
9	Rungta Sons Private Limited	8A - Express Tower, 42A, Shakespeare Sarani	Yes	50,00,00,000	RTGS
10	ITC Infotech India Ltd	Virginia House, 37, J.L. Nehru Road	Yes	30,00,00,000	Cheque, Standard Chartered Bank, Koramangala

**Top 10 donations of INC, Financial Year 2023-24**

S.No.	Name	Complete Address of the Contributing Person/Company	PAN (Yes/No)	Amount of Contribution (Rs.)	Mode of Contribution *(Cheque/Demand Draft /cash)
1	Prudent Electoral Trust	G15, Hans Bhawan, Bahadurshah Zafar Marg	Yes	50,00,00,000	Cheque, HDFC Bank
2	Prudent Electoral Trust	G15, Hans Bhawan, Bahadurshah Zafar Marg	Yes	22,43,25,335	Cheque, HDFC Bank
3	Prudent Electoral Trust	G15, Hans Bhawan, Bahadurshah Zafar Marg	Yes	20,00,00,000	Cheque, HDFC Bank
4	Prudent Electoral Trust	G15, Hans Bhawan, Bahadurshah Zafar Marg	Yes	19,02,00,000	Cheque, HDFC Bank
5	Prudent Electoral Trust	G-15, Hans Bhawan, 1 Bahadurshah Jafar Marg	Yes	10,00,00,000	Cheque, HDFC Bank
6	Prudent Electoral Trust	G-15, Hans Bhawan, 1 Bahadur Shah Zafar Marg, New Delhi	Yes	5,00,00,000	Cheque, HDFC Bank Ltd.
7	Prudent Electoral Trust	G-15, Hans Bhawan, 1 Bahadurshah Jafar Marg, New Delhi	Yes	5,00,00,000	Cheque, HDFC Bank
8	Prudent Electoral Trust	G-15, Hans Bhawan, 1 Bahadurshah Jafar Marg, New Delhi	Yes	5,00,00,000	Cheque, HDFC Bank
9	Prudent Electoral Trust	G-15, Hans Bhawan, 1 Bahadurshah Jafar Marg	Yes	5,00,00,000	Cheque, HDFC Bank
10	P Sujith Reddy	H.NO.27-10, Ramachandra Puram, Tellapur, Medak, Telangana-502032	Yes	5,00,00,000	Cheque, HDFC Bank

**Top 10 donations of AAP, Financial Year 2023-24**

S.No.	Name	Complete Address of the Contributing Person/Company	PAN (Yes/No)	Amount of Contribution (Rs.)	Mode of Contribution *(Cheque/Demand Draft /cash)
1	Bharatha Swamukti Samsthe	108 Sarang of Unitech Parkway Apts 1st Main Road, Shivanagara, Rajajinagara, Bengaluru-560010, Karnataka	Yes	2,40,00,000	Online, Refer Note-1
2	Michael D Souza	#2102, Behind Kpt, Kuntikan, Bejai Mangalore-575004, Karnataka	Yes	1,00,00,000	Cheque, Canara Bank, Balmatta Road, Mangaluru, Karnataka
3	Bharatha Swamukti Samsthe	108 Sarang of Unitech Parkway Apts 1st Main Road, Shivanagara,	Yes	50,00,000	Online, Refer Note-1



Top 10 donations of AAP, Financial Year 2023-24					
S.No.	Name	Complete Address of the Contributing Person/Company	PAN (Yes/No)	Amount of Contribution (Rs.)	Mode of Contribution *(Cheque/Demand Draft /cash)
		Rajajinagara, Bengaluru-560010, Karnataka			
4	Ramesh Bellamkonda	108 Sarang of Unitech Parkway Apts 1st Main Road, Shivanagara, Rajajinagara, Bengaluru-560010, Karnataka	Yes	39,00,000	Online, Refer Note-1
5	Bharatha Nammade Samsthe Trust	108 Sarang of Unitech Parkway Apts 1st Main Road, Shivanagara, Rajajinagara, Bengaluru-560010, Karnataka	Yes	13,00,000	Online, Refer Note-1
6	Anees Ahmed	A-8, Epsilon Villas, Yemlur, Bangalore-560037, Karnataka	Yes	10,00,000	Online, Refer Note-1
7	Prithvi Reddy	No-330, 4A Cross OMBR Layout, Banaswadi Bangalore-560043 Karnataka	Yes	10,00,000	Online, Refer Note-1
8	Harish Kumar Jain	Marwadi Pada, Village-Borda, Dist-Kalahandi, Odisha-766036	Yes	8,00,000	Cheque, HDFC Bank, N-2-41/2/A, Pavan Priyanka Plazam Kothaguda Cross Roads, Kondapur, Hyderabad
9	Sachin Gupta	C-3/110, Sector-11, Rohini, Delhi-110085	Yes	8,00,000	Cheque, IDFC Bank, New Friends Colony New Delhi
10	Ameet Kkatyal	41, Golaghata Rd. or VIP Road, Sreebhumi, Kolkata, West Bengal-700048	Yes	7,50,000	Cheque, Kotak Mahindra Bank, Defence Colony New Delhi

Top 10 donations of CPI(M), Financial Year 2023-24					
S.No.	Name	Complete Address of the Contributing Person/Company	PAN (Yes/No)	Amount of Contribution (Rs.)	Mode of Contribution *(Cheque/Demand Draft /cash)
1	Natco Pharma Limited		Yes	40,00,000	Cheque
2	Natco Pharma Limited		Yes	30,00,000	Cheque
3	Natco Pharma Limited		Yes	30,00,000	Cheque
4	Kosamattom Finance Ltd		Pan Incomplete	25,00,000	Cheque
5	Prosper Jewel Arcade Llp		Yes	25,00,000	RTG
6	Kalyan Jewellers Thrissur		Yes	25,00,000	Cheque
7	Hetoro Drugus Ltd		Yes	20,00,000	NEFT
8	Apl Healthcare Ltd		Yes	10,00,000	Cheque
9	Lexus Machines Pvt Ltd		Yes	10,00,000	Cheque
10	Apitoria Pharma Ltd		No	10,00,000	Cheque

### All donations of NPEP, Financial Year 2023-24

S.No.	Name	Complete Address of the Contributing Person/Company	PAN (Yes/No)	Amount of Contribution (Rs.)	Mode of Contribution *(Cheque/Demand Draft /cash)
1	Manjushree Plastics	SRCB Road, Facny Bazar, Guwahati-781001, Assam	Yes	5,00,000	Cheque, HDFC Bank, Guwahati
2	Bimal Saha	Dalu West Garo Hills, Meghalaya	No	3,00,000	RTGS
3	Mahmood A Sangma	17, Mission Compound, Tura, West Garo Hills, Shillong, Meghalaya	Yes	2,00,000	IMPS
4	Merimeker	Malki, near Football Ground, East Khasi Hills, Shillong, Meghalaya	Yes	1,50,000	IMPS
5	Thangwang Wangham	Niti Vihar, VIP Road, Itanagar Arunachal Pradesh	No	1,00,000	UPI
6	Mr. Wanlp Kupar Marbaniang	Block-8, Mawlai Nongkwar, Shillong-793017, Meghalaya	Yes	80,000	NEFT
7	Mr. Wanlp Kupar Marbaniang	Block-8, Mawlai Nongkwar, Shillong-793017, Meghalaya	Yes	70,000	NEFT
8	Thangwang Wangham	Niti Vihar, VIP Road, Itanagar Arunachal Pradesh	No	50,000	UPI
9	Homelite	Signal Bazar, Dimapur-797112, Nagaland	Yes	35,000	IMPS

## Annexure-2

### Party-wise contributions from various Indian states & foreign countries, FY 2023-24

States-wise donations received by National Parties for FY 2023-24 (Rs in Cr)						
State Name	BJP	INC	AAP	CPI(M)	NPEP	Grand Total
Delhi	825.675	161.207	2.116	0.202	0	Rs 989.20 cr
Gujarat	401.982	2.455	0.075	0	0	Rs 404.512 cr
Maharashtra	323.8412	9.8121	0.413	0.0125	0	Rs 334.079 cr
Tamil Nadu	141.8263	0.8099	0.015	0.058	0	Rs 142.709 cr
Telangana	80.504	32.336	0.047	0.0499	0	Rs 112.937 cr
Karnataka	75.545	17.01	6.06	0	0	Rs 98.615 cr
Haryana	83.153	14.027	1.323	0.013	0	Rs 98.516 cr
West Bengal	61.71	22.35	0.0928	0.0685	0	Rs 84.221 cr
Uttar Pradesh	47.852	2.587	0.364	0.05	0	Rs 50.853 cr
Assam	50.0925	0.104	0.048	0.005	0	Rs 50.2998 cr
Madhya Pradesh	44.468	4.674	0.0643	0.0047	0	Rs 49.211 cr
Rajasthan	41.672	6.754	0.1221	0	0	Rs 48.548 cr
Chhattisgarh	16.090	0.468		0	0	Rs 16.558 cr
Andhra Pradesh	12.395	0.852	0.0575	0.328	0	Rs 13.633 cr
Jharkhand	8.734	0.337	0.007	0	0	Rs 9.078 cr
Arunachal Pradesh	7.715	0	0	0	0.015	Rs 7.73 cr
Punjab	5.348	1.920	0.115	0.16	0	Rs 7.5435 cr
Kerala	5.191	0.407	0.025	0.9476	0	Rs 6.57 cr
Tripura	5.440	0.005	0	0.7746	0	Rs 6.22 cr
Odisha	1.850	1.157	0.089	0	0	Rs 3.095 cr
Bihar	0.177	0.474	0.02	0	0	Rs 0.671 cr
Jammu and Kashmir	0.652	0.016	0	0	0	Rs 0.668 cr
Dadra and Nagar Haveli	0.483	0.014	0	0	0	Rs 0.4965 cr
Himachal Pradesh	0.046	0.335	0.003	0	0	Rs 0.3834 cr
Manipur	0.298	0.0687	0	0	0	Rs 0.3667 cr
Mizoram	0.1801	0.160	0	0	0	Rs 0.3401 cr
Andaman and Nicobar	0.289	0.014	0	0	0	Rs 0.303 cr
Uttarakhand	0.160	0.078	0.0035	0	0	Rs 0.2414 cr
Goa	0.160	0.010	0.0025	0	0	Rs 0.1725 cr
Chandigarh	0.059	0.113	0	0	0	Rs 0.1723 cr
Meghalaya	0.060	0.014	0	0	0.08	Rs 0.1538 cr
Puducherry	0.075	0.016	0	0	0	Rs 0.0913 cr
Nagaland	0.015	0	0	0	0.0035	Rs 0.0185 cr
Sikkim	0.005	0	0	0	0	Rs 0.005 cr
Daman & Diu	0	0.002	0	0	0	Rs 0.0021 cr
United States*	0	0	0.0007	0	0	Rs 0.0007 cr
Undeclared Address	0.2039	0.8911	0.00	4.967	0	Rs 6.062 cr
Grand Total	Rs 2243.947 cr	Rs 281.48 cr	Rs 11.062 cr	Rs 7.641 cr	Rs 0.148 cr	Rs 2544.278 cr

### Annexure – 3

#### Sector-wise contributions from various Indian states & foreign countries, FY 2023-24

Sector-wise states who contributed to National Parties, FY 2023-24 (in Rs cr)					
States	Corporate/Business Houses	Individual	Party Units/Union/Society /Others	Undeclared Donor Name	Grand Total
Delhi	975.090	14.025	0.085	0	Rs 989.20 cr
Gujarat	367.2114	37.2306	0.07	0	Rs 404.512 cr
Maharashtra	312.375	13.8713	0.0224	7.8103	Rs 334.079 cr
Tamil Nadu	138.033	<b>3.7416</b>	0.01	0.9244	Rs 142.709 cr
Telangana	81.42	31.177	0.34	0	Rs 112.937 cr
Karnataka	59.0651	39.4502	0.10	0	Rs 98.615 cr
Haryana	83.0143	15.361	0.141	0	Rs 98.516 cr
West Bengal	64.527	19.689	0.005	0	Rs 84.221 cr
Uttar Pradesh	24.5564	26.1435	0.0994	0.054	Rs 50.853 cr
Assam	27.1243	23.1755	0	0	Rs 50.2998 cr
Madhya Pradesh	45.664	3.5424	0.0047	0	Rs 49.211 cr
Rajasthan	37.3923	11.1423	0	0.0138	Rs 48.548 cr
Chhattisgarh	11.7675	4.791	0	0	Rs 16.558 cr
Andhra Pradesh	11.659	1.96	0.014	0	Rs 13.633 cr
Jharkhand	5.9566	3.1214	0	0	Rs 9.078 cr
Arunachal Pradesh	0.785	6.545	0.4	0	Rs 7.73 cr
Punjab	5.1506	2.3735	0.0025	0.0169	Rs 7.5435 cr
Kerala	4.3143	1.7815	0.1275	0.3467	Rs 6.57 cr
Tripura	0.52	5.70	0	0	Rs 6.22 cr
Odisha	1.77	1.325	0	0	Rs 3.095 cr
Bihar	0.035	0.636	0	0	Rs 0.671 cr
Jammu and Kashmir	0.3068	0.3612	0	0	Rs 0.668 cr
Dadra and Nagar Haveli	0.37	0.1265	0	0	Rs 0.4965 cr
Himachal Pradesh	0.0581	0.3253	0	0	Rs 0.3834 cr
Manipur	0.05	0.3167	0	0	Rs 0.3667 cr
Mizoram	0.055	0.2851	0	0	Rs 0.3401 cr
Andaman and Nicobar	0.157	0.146	0	0	Rs 0.303 cr
Uttarakhand	0	0.2414	0	0	Rs 0.2414 cr
Goa	0.10	0.0725	0	0	Rs 0.1725 cr
Chandigarh	0.0255	0.1468	0	0	Rs 0.1723 cr
Meghalaya	0.075	0.0788	0	0	Rs 0.1538 cr
Puducherry	0.05	0.0413	0	0	Rs 0.0913 cr
Nagaland	0.0035	0.015	0	0	Rs 0.0185 cr
Sikkim	0	0.005	0	0	Rs 0.005 cr
Daman & Diu	0	0.0021	0	0	Rs 0.0021 cr
United States	0	0.0007	0	0	Rs 0.0007 cr
<b>Undeclared Address</b>	<b>3.872</b>	<b>1.925</b>	<b>0.2594</b>	<b>0.0056</b>	<b>Rs 6.062 cr</b>

Sector-wise states who contributed to National Parties, FY 2023-24 (in Rs cr)					
States	Corporate/Business Houses	Individual	Party Units/Union/Society /Others	Undeclared Donor Name	Grand Total
Grand Total	Rs 2262.5537 cr	Rs 270.872 cr	Rs 1.681 cr	Rs 9.1713 cr	Rs 2544.278 cr

## Annexure – 4

### Top 10 donors of National Parties for Financial Year- 2023-24

Top 10 donors of National Parties in Financial Year- 2023-24								
S.No.	Donor Name	Donations	Complete Address of the Contributing Person/Company	PAN (Yes/No)	Total Donations (Rs.)	Amount of Contribution (Rs.)	Mode of Contribution *(Cheque/Demand Draft/cash)	Party Name
1	Prudent Electoral Trust	Prudent Electoral Trust	G-15, Hans Bhawan, 1 Bahadurshah Zafar Marg, New Delhi -110002 New Delhi -110002	Yes	Rs 880,07,75,335 (Rs 880.0775 cr)	2,18,50,00,000	Cheque, HDFC Bank, K G Marg	BJP
		Prudent Electoral Trust	G-15, Hans Bhawan, 1 Bahadurshah Zafar Marg, New Delhi -110002 New Delhi -110002	Yes		1,18,17,50,000	Cheque, HDFC Bank, K G Marg	BJP
		Prudent Electoral Trust	G-15, Hans Bhawan, 1 Bahadurshah Zafar Marg, New Delhi -110002 New Delhi -110002	Yes		82,00,00,000	Cheque, HDFC Bank, K G Marg	BJP
		Prudent Electoral Trust	G-15, Hans Bhawan, 1 Bahadurshah Zafar Marg, New Delhi -110002 New Delhi -110002	Yes		70,00,00,000	Cheque, HDFC Bank, K G Marg	BJP
		Prudent Electoral Trust	G-15, Hans Bhawan, 1 Bahadurshah Zafar Marg, New Delhi -110002	Yes		65,00,00,000	Cheque, HDFC Bank, K G Marg	BJP
		Prudent Electoral Trust	G-15, Hans Bhawan, 1 Bahadurshah Zafar Marg, New Delhi -110002 New Delhi -110002	Yes		50,00,00,000	Cheque, HDFC Bank, K G Marg	BJP
		Prudent Electoral Trust	G15, Hans Bhawan, Bahadurshah Zafar Marg	Yes		50,00,00,000	Cheque, HDFC Bank	INC
		Prudent Electoral Trust	G-15, Hans Bhawan, 1 Bahadurshah Zafar Marg, New Delhi -110002	Yes		25,00,00,000	Cheque, HDFC Bank, K G Marg	BJP
		Prudent Electoral Trust	G-15, Hans Bhawan, 1 Bahadurshah Zafar Marg, New Delhi -110002	Yes		25,00,00,000	Cheque, HDFC Bank, K G Marg	BJP
		Prudent Electoral Trust	G15, Hans Bhawan, Bahadurshah Zafar Marg	Yes		22,43,25,335	Cheque, HDFC Bank	INC
		Prudent Electoral Trust	G15, Hans Bhawan, Bahadurshah Zafar Marg	Yes		20,00,00,000	Cheque, HDFC Bank	INC
		Prudent Electoral Trust	G15, Hans Bhawan, Bahadurshah Zafar Marg	Yes		19,02,00,000	Cheque, HDFC Bank	INC

Top 10 donors of National Parties in Financial Year- 2023-24								
S.No.	Donor Name	Donations	Complete Address of the Contributing Person/Company	PAN (Yes/No)	Total Donations (Rs.)	Amount of Contribution (Rs.)	Mode of Contribution *(Cheque/Demand Draft/cash)	Party Name
		Prudent Electoral Trust	G-15, Hans Bhawan, 1 Bahadurshah Zafar Marg, New Delhi -110002 New Delhi -110002	Yes		10,00,00,000	Cheque, HDFC Bank, K G Marg	BJP
		Prudent Electoral Trust	G-15, Hans Bhawan, 1 Bahadurshah Zafar Marg, New Delhi -110002	Yes		10,00,00,000	Cheque, HDFC Bank, K G Marg	BJP
		Prudent Electoral Trust	G-15, Hans Bhawan, 1 Bahadurshah Jafar Marg	Yes		10,00,00,000	Cheque, HDFC Bank	INC
		Prudent Electoral Trust	G-15, Hans Bhawan, 1 Bahadurshah Zafar Marg, New Delhi -110002	Yes		7,50,00,000	Cheque, HDFC Bank, K G Marg	BJP
		Prudent Electoral Trust	G-15, Hans Bhawan, 1 Bahadurshah Zafar Marg, New Delhi -110002	Yes		5,00,00,000	Cheque, HDFC Bank, K G Marg	BJP
		Prudent Electoral Trust	G-15, Hans Bhawan, 1 Bahadurshah Zafar Marg, New Delhi -110002	Yes		5,00,00,000	Cheque, HDFC Bank, K G Marg	BJP
		Prudent Electoral Trust	G-15, Hans Bhawan, 1 Bahadur Shah Zafar Mara, New Delhi	Yes		5,00,00,000	Cheque, HDFC Bank Ltd.	INC
		Prudent Electoral Trust	G-15, Hans Bhawan, 1 Bahadurshah Jafar Marg, New Delhi	Yes		5,00,00,000	Cheque, HDFC Bank	INC
		Prudent Electoral Trust	G-15, Hans Bhawan, 1 Bahadurshah Jafar Marg, New Delhi	Yes		5,00,00,000	Cheque, HDFC Bank	INC
		Prudent Electoral Trust	G-15, Hans Bhawan, 1 Bahadurshah Jafar Marg	Yes		5,00,00,000	Cheque, HDFC Bank	INC
		Prudent Electoral Trust	G 15 1, Bahadur Shah Jafar Marg, Hans Bhawan New Delhi	Yes		5,00,00,000	Cheque, HDFC Bank Ltd.	INC
		Prudent Electoral Trust	G-15, Hans Bhawan, 1 Bahadurshah Zafar Marg, New Delhi -110002	Yes		4,00,00,000	Cheque, HDFC Bank, K G Marg	BJP
		Prudent Electoral Trust	G-15, Hans Bhawan, 1 Bahadur Shah Zafar Marg, New Delhi	Yes		4,00,00,000	Cheque, HDFC Bank Ltd.	INC
		Prudent Electoral Trust	G-15, Hans Bhawan, 1 Bahadurshah Zafar Marg, New Delhi -110002	Yes		3,00,00,000	Cheque, HDFC Bank, K G Marg	BJP
		Prudent Electoral Trust	G-15, Hans Bhawan	Yes		3,00,00,000	Cheque, HDFC Bank, K G Marg	BJP
		Prudent Electoral Trust	G-15, Hans Bhawan, 1 Bahadurshah Zafar Marg, New Delhi -110002 New Delhi -110002	Yes		3,00,00,000	Cheque, HDFC Bank, K G Marg	BJP



Top 10 donors of National Parties in Financial Year- 2023-24								
S.No.	Donor Name	Donations	Complete Address of the Contributing Person/Company	PAN (Yes/No)	Total Donations (Rs.)	Amount of Contribution (Rs.)	Mode of Contribution *(Cheque/Demand Draft/cash)	Party Name
		Prudent Electoral Trust	G-15 Hans Bhawan 1 Bahadurshah Zafar Marg New Delhi	Yes		3,00,00,000	000003, 12.10.2023, HDFC Bank, Kailash Building New Delhi	BJP
		Prudent Electoral Trust	G-15, Hans Bhawan, 1 Bahadurshah Zafar Marg, New Delhi -110002	Yes		2,50,00,000	Cheque, HDFC Bank, K G Marg	BJP
		Prudent Electoral Trust	G-15, Hans Bhawan, 1 Bahadur Shah Zafar MarQ, New Delhi	Yes		2,40,00,000	Cheque, HDFC Bank Ltd.	INC
		Prudent Electoral Trust	G-15, Hans Bhawan, 1 Bahadurshah Jafar Marg, New Delhi	Yes		2,15,00,000	Cheque, HDFC Bank	INC
		Prudent Electoral Trust	G-15, Hans Bhawan, 1 Bahadurshah Zafar Marg, New Delhi -110002	Yes		2,00,00,000	Cheque, HDFC Bank, K G Marg	BJP
		Prudent Electoral Trust	G-15, Hans Bhawan, 1 Bahadurshah Zafar Marg, New Delhi -110002	Yes		2,00,00,000	Cheque, HDFC Bank, K G Marg	BJP
		Prudent Electoral Trust	G-15, Hans Bhawan, 1 Bahadurshah Zafar Marg, New Delhi -110002	Yes		1,50,00,000	Cheque, HDFC Bank, K G Marg	BJP
		Prudent Electoral Trust	G-15, Hans Bhawan	Yes		1,50,00,000	Cheque, HDFC Bank, K G Marg	BJP
		Prudent Electoral Trust	G-15, Hans Bhawan, 1 Bahadurshah Zafar Marg, New Delhi -110002	Yes		1,50,00,000	Cheque, HDFC Bank, K G Marg	BJP
		Prudent Electoral Trust	G 15 1, Bahadur Shah Jafar Marg, Hans Bhawan New Delhi	Yes		1,40,00,000	Cheque, HDFC Bank Ltd.	INC
		Prudent Electoral Trust	G-15, Hans Bhawan, 1 Bahadurshah Zafar Marg, New Delhi -110002	Yes		1,25,00,000	Cheque, HDFC Bank, K G Marg	BJP
		Prudent Electoral Trust	G-15, Hans Bhawan, 1 Bahadurshah Zafar Marg, New Delhi -110002	Yes		1,00,00,000	Cheque, HDFC Bank, K G Marg	BJP
		Prudent Electoral Trust	G-15, Hans Bhawan, 1 Bahadurshah Zafar Marg, New Delhi -110002	Yes		1,00,00,000	Cheque, HDFC Bank, K G Marg	BJP
		Prudent Electoral Trust	G-15, Hans Bhawan, 1 Bahadurshah Zafar Marg, New Delhi -110002	Yes		1,00,00,000	Cheque, HDFC Bank, K G Marg	BJP
		Prudent Electoral Trust	G-15, Hans Bhawan, 1 Bahadurshah Zafar Marg, New Delhi -110002	Yes		75,00,000	Cheque, HDFC Bank, K G Marg	BJP
		Prudent Electoral Trust	G-15 Hans Bhawan -1 Bahadurshah Zafar Marg Delhi- 110002	Yes		50,00,000	000024, HDFC Bank	BJP
2	Triumph Electoral Trust	Triumph Electoral Trust	Dare House Extension, 234, N. S. C Bose Road	Yes		1,00,00,00,000	Cheque, HDFC Bank, Chennai - ITC Centre -Anna Salai	BJP

Top 10 donors of National Parties in Financial Year- 2023-24								
S.No.	Donor Name	Donations	Complete Address of the Contributing Person/Company	PAN (Yes/No)	Total Donations (Rs.)	Amount of Contribution (Rs.)	Mode of Contribution *(Cheque/Demand Draft/cash)	Party Name
		Triumph Electoral Trust	Dare House Extension, 234 Nsc Bose Road	Yes	Rs 127,50,00,000 (Rs 127.50 cr)	25,00,00,000	Cheque, HDFC Bank, Chennai - Itc Centre -Anna Salai	BJP
		Triumph Electoral Trust	Karnataka	Yes		2,00,00,000	51	BJP
		Triumph Electoral Trust	Chennai	Yes		50,00,000	Chennai	BJP
3	Derive Investments	Derive Investments	903, Dalamal House, 206, Jamnalal Bajaj Marg	Yes	Rs 53,20,00,000 (Rs 53.20 cr)	25,00,00,000	RTGS	BJP
		Derive Investments	903, Dalamal House, 206, Jamnalal Bajaj Marg	Yes		25,00,00,000	RTGS	BJP
		Derive Investments	903, Dalamal House, 206, Jamnalal Bajaj Marg, Nariman point, Mumbai-400021	Yes		3,00,00,000	RTGS, HDFC Bank	INC
		Derive Investments	House-206, Jamna Lal Bajaj Marg, Nariman Point. Mumbai	Yes		20,00,000	Cheque, HDFC Bank Ltd.	INC
4	Acme Solar Energy Pvt Ltd	Acme Solar Energy Pvt Ltd	Plot No. 152, Sector - 44, Gurugram - 122002	Yes	Rs 51,00,00,000 (Rs 51.00 cr)	11,00,00,000	Cheque, ICICI Bank, Gurgaonsector Xiv	BJP
		Acme Solar Energy Pvt Ltd	Plot No. 152, Sector - 44, Gurugram - 122002	Yes		10,00,00,000	Cheque, ICICI Bank, Moti Kavadi	BJP
		Acme Solar Energy Pvt Ltd	Plot No. 152, Sector - 44, Gurugram - 122002	Yes		10,00,00,000	Cheque, ICICI Bank, Gurgaonsector Xiv	BJP
		Acme Solar Energy Pvt Ltd	Plot No. 152, Sector - 44, Gurugram - 122002	Yes		10,00,00,000	Cheque, ICICI Bank, Gurgaonsector Xiv	BJP
		Acme Solar Energy Pvt Ltd	Plot No. 152, Sector - 44, Gurugram - 122002	Yes		10,00,00,000	Cheque, ICICI Bank, Gurgaonsector Xiv	BJP
5	Bharat Biotech International Limited	Bharat Biotech International Limited	Genome Valley, Medchal	Yes	Rs 50,00,00,000 (Rs 50.00 cr)	50,00,00,000	Cheque, State Bank Of India, Overseas Branch Hyderabad	BJP
6	Rungta Sons Private Limited	Rungta Sons Private Limited	8A - Express Tower, 42A, Shakespeare Sarani	Yes	Rs 50,00,00,000 (Rs 50.00 cr)	50,00,00,000	RTGS	BJP
7	Dinesh Chandra R Agarwal Infracon Pvt Ltd	Dinesh Chandra R Agarwal Infracon Pvt Ltd	401, The Grand Mall, S.M. Road, Ambawadi, Ahmedabad - 380015	Yes	Rs 30,00,00,000 (Rs 30.00 cr)	30,00,00,000	RTGS	BJP

Top 10 donors of National Parties in Financial Year- 2023-24								
S.No.	Donor Name	Donations	Complete Address of the Contributing Person/Company	PAN (Yes/No)	Total Donations (Rs.)	Amount of Contribution (Rs.)	Mode of Contribution *(Cheque/Demand Draft/cash)	Party Name
8	Ite Infotech India Ltd	Ite Infotech India Ltd	Virginia House, 37, J.L. Nehru Road	Yes	Rs 30,00,00,000 (Rs 30.00 cr)	30,00,00,000	Cheque, Standard Chartered Bank, Koramangala	BJP
9	Dilip Buildcon Limited	Dilip Buildcon Limited	Plot No-5, Inside Govind Narayan Singh Gate, Chuna Bhatti, Kolar Road, Bhopal - 462016 Mp	Yes	Rs 29,60,00,000 (Rs 29.60 cr)	2,00,00,000	RTGS	BJP
		Dilip Buildcon Limited	Plot No-5, Inside Govind Narayan Singh Gate, Chuna Bhatti, Kolar Road, Bhopal - 462016 Mp	Yes		2,00,00,000	RTGS, Punjab National Bank, Bhopal	BJP
		Dilip Buildcon Limited	Plot No-5, Inside Govind Narayan Singh Gate, Chuna Bhatti, Kolar Road, Bhopal - 462016 Mp	Yes		2,00,00,000	RTGS	BJP
		Dilip Buildcon Limited	Plot No-5, Inside Govind Narayan Singh Gate, Chuna Bhatti, Kolar Road, Bhopal - 462016 Mp	Yes		2,00,00,000	RTGS	BJP
		Dilip Buildcon Limited	Plot No-5, Inside Govind Narayan Singh Gate, Chuna Bhatti, Kolar Road, Bhopal - 462016 Mp	Yes		2,00,00,000	RTGS	BJP
		Dilip Buildcon Limited	Plot No-5, Inside Govind Narayan Singh Gate, Chuna Bhatti, Kolar Road, Bhopal - 462016 Mp	Yes		2,00,00,000	RTGS, Punjab National Bank, Lcb Bhopal	BJP
		Dilip Buildcon Limited	Plot No-5, Inside Govind Narayan Singh Gate, Chuna Bhatti, Kolar Road, Bhopal - 462016 Mpkolar Road, Bhopal - 462016 Mpbhopal-	Yes		1,00,00,000	RTGS, Punjab National Bank, Lcb Bhopal	BJP
		Dilip Buildcon Limited	Plot No-5, Inside Govind Narayan Singh Gate, Chuna Bhatti, Kolar Road, Bhopal - 462016 Mpkolar Road	Yes		1,00,00,000	RTGS, Bank Of India, Maharana Pratapnagar	BJP
		Dilip Buildcon Limited	Plot No-5, Inside Govind Narayan Singh Gate, Chuna Bhatti, Kolar Road, Bhopal - 462016 Mpkolar Road, Bhopal - 462016 Mp, Bhopal - 462016 Mpbhopal- 462021	Yes		1,00,00,000	RTGS	BJP

Top 10 donors of National Parties in Financial Year- 2023-24								
S.No.	Donor Name	Donations	Complete Address of the Contributing Person/Company	PAN (Yes/No)	Total Donations (Rs.)	Amount of Contribution (Rs.)	Mode of Contribution *(Cheque/Demand Draft/cash)	Party Name
		Dilip Buildcon Limited	Plot No-5, Inside Govind Narayan Singh Gate, Chuna Bhatti, Kolar Road, Bhopal - 462016 Mpkolar Road	Yes		1,00,00,000	RTGS, Punjab National Bank, Lcb Bhopal	BJP
		Dilip Buildcon Limited	Plot No-5, Inside Govind Narayan Singh Gate, Chuna Bhatti, Kolar Road, Bhopal - 462016 Mpkolar Road, Bhopal - 462016 Mp, Bhopal - 462016 Mpbhopal -462016 Mp	Yes		1,00,00,000	RTGS	BJP
		Dilip Buildcon Limited	Plot No-5, Inside Govind Narayan Singh Gate, Chuna Bhatti, Kolar Road, Bhopal - 462016 Mpkolar Road, Bhopal - 462016 Mp, Bhopal - 462016 Mp	Yes		1,00,00,000	RTGS, Punjab National Bank, Lcb Bhopal	BJP
		Dilip Buildcon Limited	Plot No-5, Inside Govind Narayan Singh Gate, Chuna Bhatti, Kolar Road, Bhopal - 462016 Mpkolar Road, Bhopal - 462016 Mp	Yes		1,00,00,000	RTGS, Punjab National Bank, Lcb Bhopal	BJP
		Dilip Buildcon Limited	Plot No-5, Inside Govind Narayan Singh Gate, Chuna Bhatti, Kolar Road, Bhopal - 462016 Mpkolar Road, Bhopal - 462016 Mp	Yes		1,00,00,000	RTGS, Punjab National Bank, Lcb Bhopal	BJP
		Dilip Buildcon Limited	Plot No-5, Inside Govind Narayan Singh Gate, Chuna Bhatti, Kolar Road, Bhopal - 462016 Mp, Bhopal - 462016 Mp	Yes		1,00,00,000	RTGS, Punjab National Bank, Lcb Bhopal	BJP
		Dilip Buildcon Limited	Plot No-5, Inside Govind Narayan Singh Gate, Chuna Bhatti, Kolar Road, Bhopal - 462016 Mp	Yes		1,00,00,000	RTGS, Punjab National Bank, Lcb Bhopal	BJP
		Dilip Buildcon Limited	Plot No-5, Inside Govind Narayan Singh Gate, Chuna Bhatti, Kolar Road, Bhopal - 462016 Mp	Yes		1,00,00,000	RTGS, Punjab National Bank, Lcb Bhopal	BJP
		Dilip Buildcon Limited	Plot No-5, Inside Govind Narayan Singh Gate, Chuna Bhatti, Kolar Road, Bhopal - 462016 Mp	Yes		1,00,00,000	RTGS, Punjab National Bank, Lcb Bhopal	BJP

Top 10 donors of National Parties in Financial Year- 2023-24								
S.No.	Donor Name	Donations	Complete Address of the Contributing Person/Company	PAN (Yes/No)	Total Donations (Rs.)	Amount of Contribution (Rs.)	Mode of Contribution *(Cheque/Demand Draft/cash)	Party Name
		Dilip Buildcon Limited	Plot No-5, Inside Govind Narayan Singh Gate, Chuna Bhatti, Kolar Road, Bhopal - 462016 Mp	Yes		1,00,00,000	RTGS	BJP
		Dilip Buildcon Limited	Plot No-5, Inside Govind Narayan Singh Gate, Chuna Bhatti, Kolar Road, Bhopal - 462016 Mp	Yes		1,00,00,000	RTGS	BJP
		Dilip Buildcon Limited	Plot No-5, Inside Govind Narayan Singh Gate, Chuna Bhatti, Kolar Road, Bhopal - 462016 Mp	Yes		1,00,00,000	RTGS	BJP
		Dilip Buildcon Limited	Plot No-5, Inside Govind Narayan Singh Gate, Chuna Bhatti, Kolar Road, Bhopal - 462016 Mp	Yes		1,00,00,000	RTGS	BJP
		Dilip Buildcon Limited	Plot No. 5, Inside Govind Narayan Singh Gate, Chunna Bhatti, Kolar Road	Yes		60,00,000	RTGS	BJP
		Dilip Buildcon Limited	Plot No-5, Inside Govind Narayan Singh Gate, Chuna Bhatti, Kolar Road, Bhopal-462021	Yes		50,00,000	307401, PUNJAB NATIONAL BANK	BJP
		Dilip Buildcon Limited	Plot No-5, Inside Govind Narayan Singh Gate, Chuna Bhatti, Kolar Road, Bhopal-462021	Yes		50,00,000	307402, PUNJAB NATIONAL BANK	BJP
10	Macrotech Developers Limited	Macrotech Developers Limited	412, Floor-4, 17G Vardhman Chamber, Cawasji Patel Road, Horniman Circle	Yes	Rs 27,00,00,000 (Rs 27.00 cr)	27,00,00,000	Cheque, ICICI Bank, Mumbailower Parel	BJP
Total donations declared by top 10 Donors					Rs 1328.3775 cr)			