

Press Release

Punjab Assembly Elections 2017

Analysis of Vote Share and Representativeness of Winners

Association for Democratic Reforms

T-95A, C.L. House, 1st Floor,
Near Gulmohar Commercial Complex

Gautam Nagar,
New Delhi-110 049

Phone: +91-011-4165-4200

Fax : +91-11-46094248

Email : adr@adrindia.org

To report any electoral violations and malpractices during elections download the Election Watch Reporter (Android App)

https://play.google.com/store/apps/details?id=com.webrosoft.election_watch_reporter

Contents

VOTE SHARE AND REPRESENTATIVENESS OF WINNERS	3
Representation of Political Parties.....	3
Seat Distribution among Parties	5
VOTE SHARE OF WINNERS	6
Winners with highest vote share	7
Winners with Least Vote Share.....	7
Party Wise Winners with Less than 50% of Vote Share.....	8
REPRESENTATIVENESS OF WINNERS	9
Winners with Highest Representativeness	10
Winners with Least Representativeness.....	10
Party-wise Winners with less than 40% of Representativeness.....	11
MARGIN OF VICTORY FOR WINNERS.....	12
Winners with Least Margin of Victory.....	12
Party Wise Margin of Victory less than 10%	13
NONE OF THE ABOVE	14
COMPARATIVE ANALYSIS- WINNERS WITH CRIMINAL CASES AND THEIR VOTE SHARE AND REPRESENTATIVENESS.....	15
Winners with Criminal Cases and their Vote Share	15
Winners with Criminal Cases and their Representativeness	16
VOTE SHARE AND REPRESENTATIVENESS OF WINNERS IN PUNJAB ASSEMBLY ELECTIONS.....	17
MARGIN OF VICTORY OF WINNERS FROM PUNJAB ASSEMBLY ELECTIONS	22
DISCLAIMER	35

Vote Share and Representativeness of Winners

Representation of Political Parties

In the Punjab Assembly 2017, 52 political parties and independents were in the fray. These included, 7 national political parties, 6 state political parties and 39 registered unrecognized parties. In comparison, during the 2012 Punjab State Assembly elections, 37 political parties were in the fray. . These included, 6 national political parties, 4 state political parties and 27 registered unrecognized parties. This reflects an increase of 40% in the number of political parties that contested in 2017 from 2012.

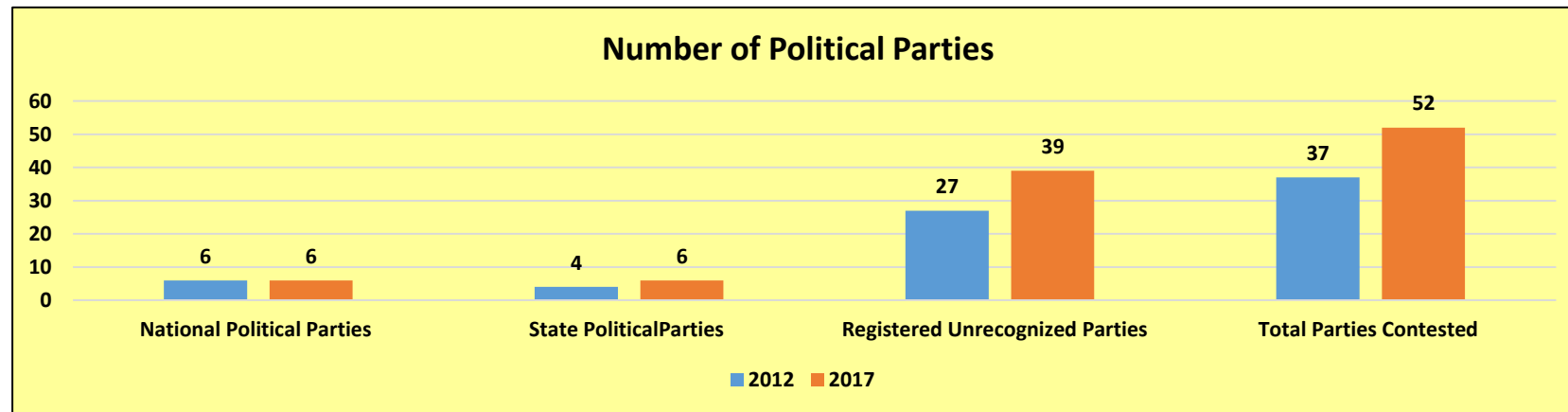


Figure: Number of Political Parties

Count	Punjab Assembly Elections, 2012					Punjab Assembly Elections, 2017				
	National Political parties	State Political Parties	Registered Unrecognized Parties	INDs	Total	National Political Parties	State Political Parties	Registered Unrecognized Parties	INDs	Total
No. of Parties	6	4	27	NA	37	7	6	39	NA	52
No. of Candidates	293	133	234	418	1078	313	227	249	304	1145

Table: No. of Political Parties and Candidates

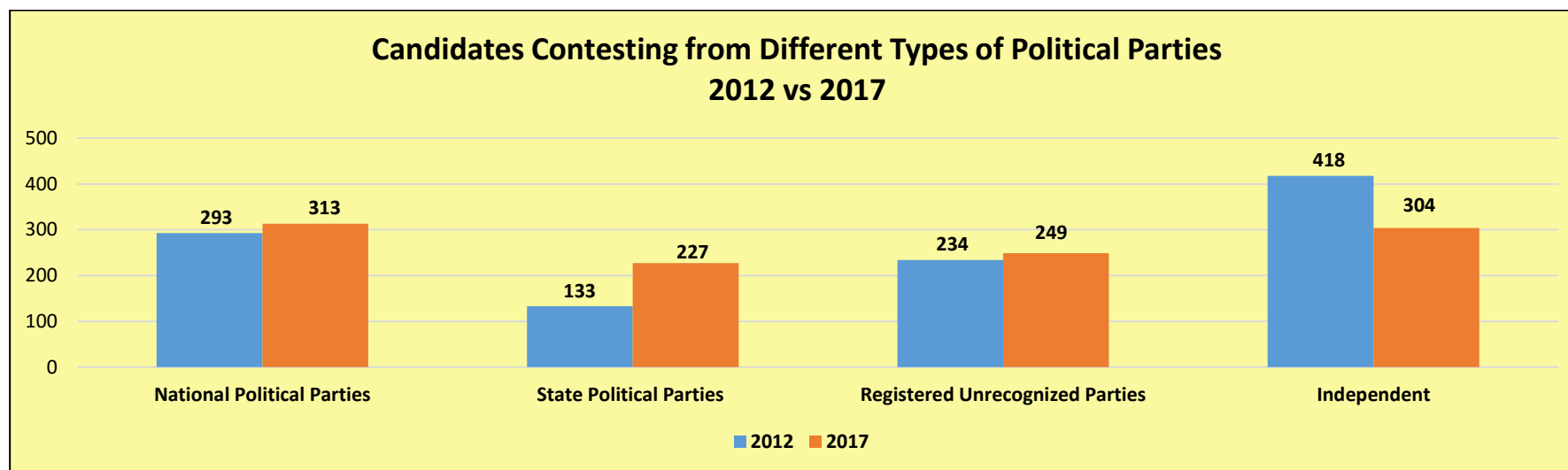


Figure: Candidates Contesting from Different Types of Political Parties

Seat Distribution among Parties

- The national political parties have secured 80 out of 117 seats, with Indian National Congress winning 77 seats and Bhartiya Janata Party winning 3 seats.
- The state political parties i.e. Shiromani Akali Dal won in total 15 seats and Aam Aadmi Party won 20 seats.
- Among the 39 registered unrecognized political parties, Lok Insaaf Party won 2 seats in total.

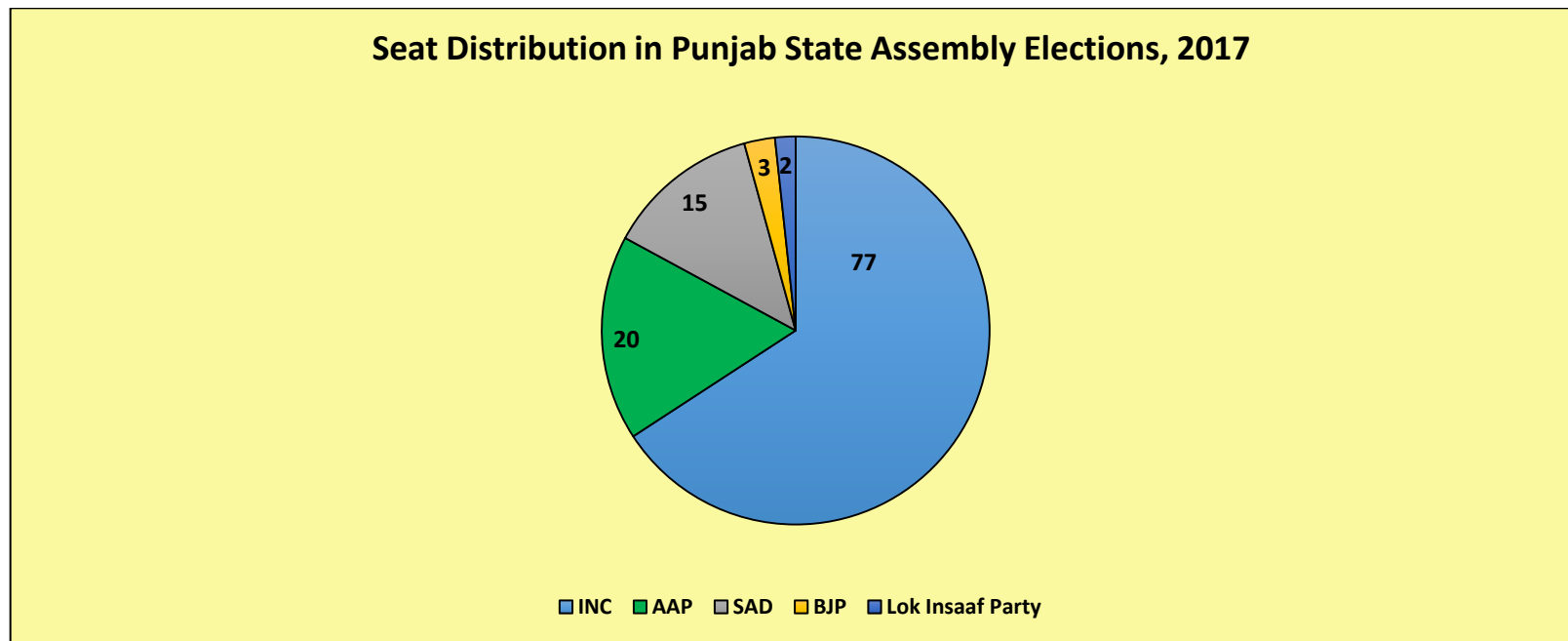


Figure: Seat distribution in Punjab Assembly Elections, 2017

Vote Share of Winner

The percentage of vote share was calculated by dividing the votes polled for the winner by the total number of valid votes polled. The value of represents of votes won by the winning candidates among the total number of valid votes polled.

$$\text{Votes Share} = \frac{(\text{Total Votes Polled for Winner})}{(\text{Total No. of Valid Votes Polled})}$$

The winners of the Punjab State Assembly elections, 2017 won by an average of 43 % of total votes polled. In the 2012 elections winners won by an average of 46% of total votes polled.

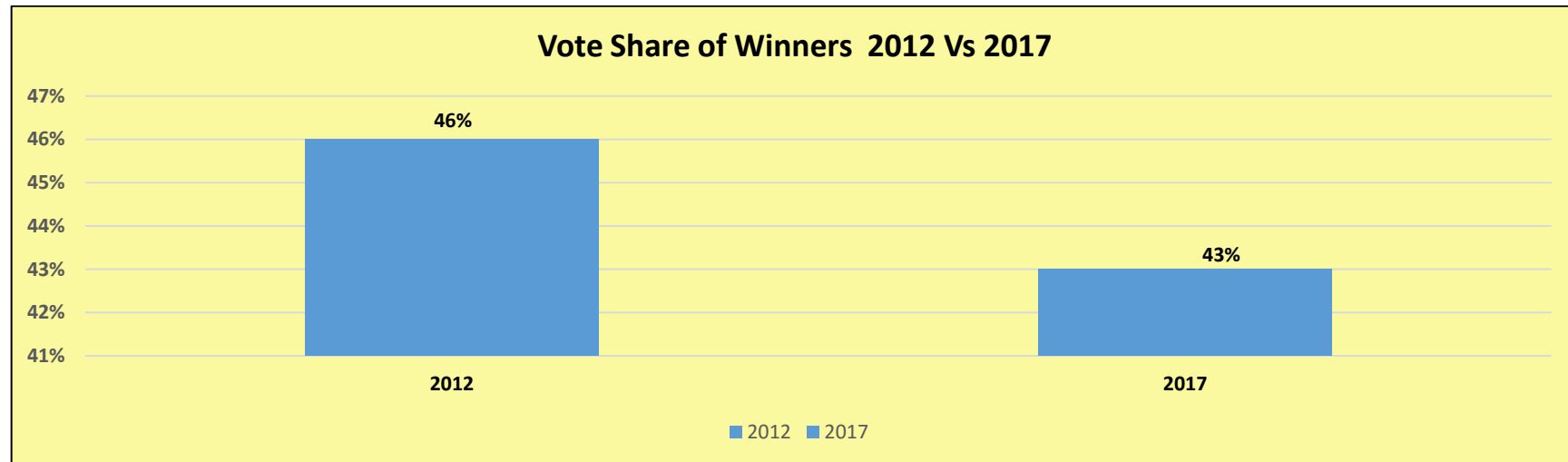


Figure: Comparative Analysis – Vote Share of Winners

Winners with highest vote share: 18 (15%) winners won with 50% and above of the total votes polled in their constituency. The top 3 winners who have attained the highest vote share during the Punjab State Assembly Elections, 2017 are given below:

Winner	Constituency	Party	Total Votes Polled for the Winner	Total Votes Polled	Vote Share %
AMARINDER SINGH	Patiala	INC	72586	106298	68%
NAVJOT SINGH SIDHU	Amritsar East	INC	60477	99664	61%
BARINDERMEET SINGH PAHRA	Gurdaspur	INC	67709	117390	58%

Table: Winners with highest vote share

Winners with Least Vote Share: 36(31%) winners won with less than 40% of the total votes polled in their constituency. The top 3 winners who have attained the least vote share during the Punjab State Assembly Elections, 2017 are given below:

Winner	Constituency	Party	Total Votes Polled for the Winner	Total Votes Polled	Vote Share %
DAVINDER SINGH GHUBAYA	Fazilka	INC	39276	143073	27%
BALDEV SINGH KHAIRA	Phillaur	SAD	41336	146984	28%
ANGAD SINGH	Nawanshahr	INC	38197	128619	30%

Table: Winners with least vote share

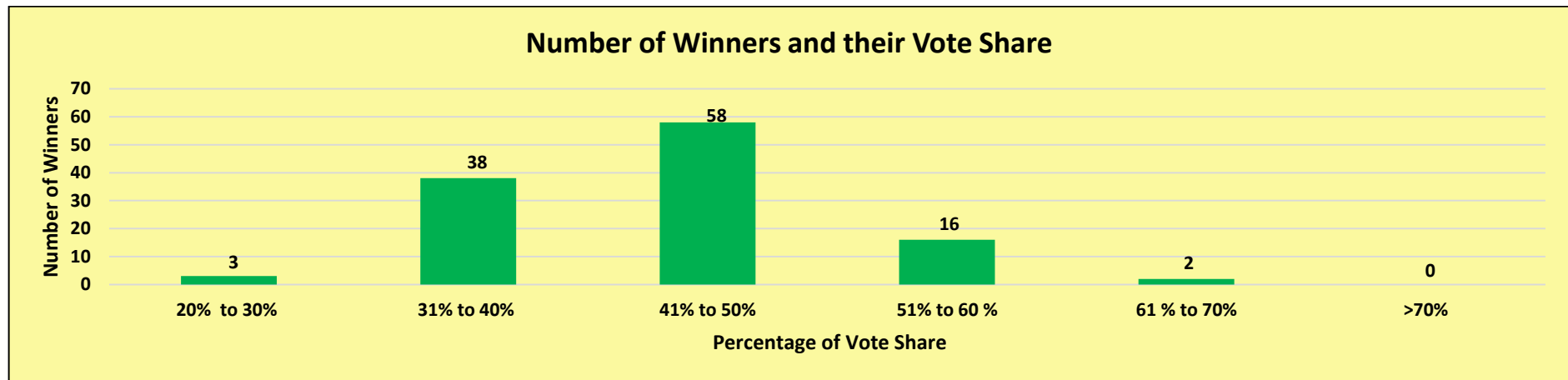


Figure: No. of Winners- Vote Share

Party Wise Winners with Less than 50% of Vote Share Out of 77 winners of **INC**, **59(76%)** won with less than 50 % of total votes polled in their constituencies. **19(95%)** out 20 winners from **AAP**; **13(87%)** out of 15 winners from **SAD**; **3(100%)** out of 3 winners from **BJP** and **none** out of 2 winners from **Lok Insaaf Party** have won with less than 50% of total votes polled in their constituency.

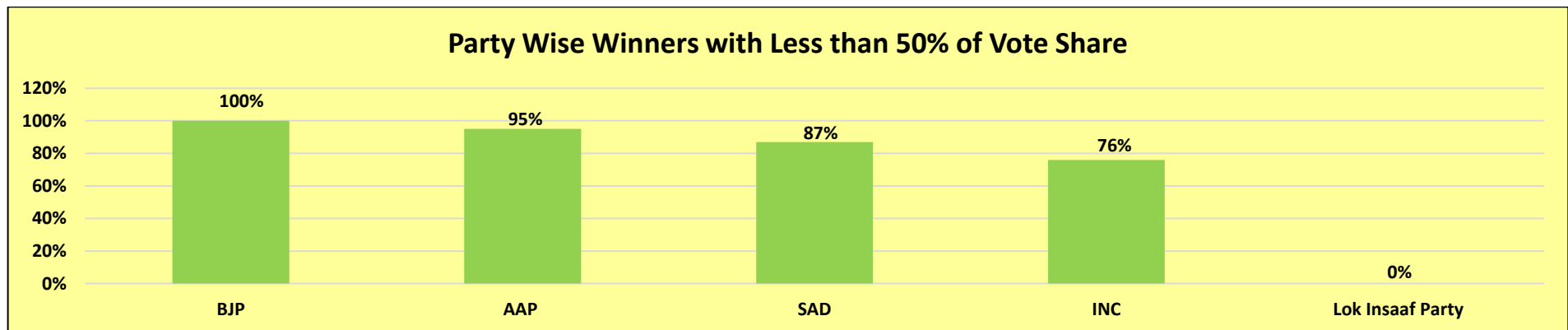


Figure: Party Wise Winners with Less than 50% of Vote Share

Representativeness of Winners

The percentage of representation is calculated by dividing the votes polled for the winner by the electorate i.e. the total number of registered voters. This value represents the percentage of votes won by the winning candidate among the total number of registered voters in the constituency.

$$\text{Representativeness} = \frac{\text{Total Votes polled for Winner}}{\text{Total No. of Registered Voters}}$$

All the winners of the Punjab State Assembly Elections, 2017 won with an average of 33% of the total registered voters. This implies that the winners represents on an average, 33% of the total electorate. In the Punjab State Assembly Elections, 2012 won by an average of 36% of the total registered votes.




Figure – Comparative Analysis- Representativeness of Winners

Winners with Highest Representativeness: The details of top 3 winners with highest representativeness are given below:

Winner	Constituency	Party	Total Registered Voters	Total Votes Polled	Total Votes Polled for the Winner	Percentage of Representativeness
AMARINDER SINGH	Patiala	INC	158855	106298	72586	46%
BARINDERMEET SINGH PAHRA	Gurdaspur	INC	155262	117390	67709	44%
PARKASH SINGH	Lambi	SAD	156388	133987	66375	42%

Table: Winners with Highest Representativeness

Winners with Least Representativeness: The details of top 3 winners with least representativeness are given below:

Winner	Party	Constituency	Total Registered Voters	Total Votes Polled	Total Votes Polled for the Winner	Percentage of Representativeness
BALDEV SINGH KHAIRA	SAD	Phillaur	193958	146984	41336	21%
ANGAD SINGH	INC	Nawanshahr	168160	128619	38197	23%
SANJEEV TALWAR	INC	Ludhiana East	182228	130213	43010	23.6%

Table: Winners with least representativeness

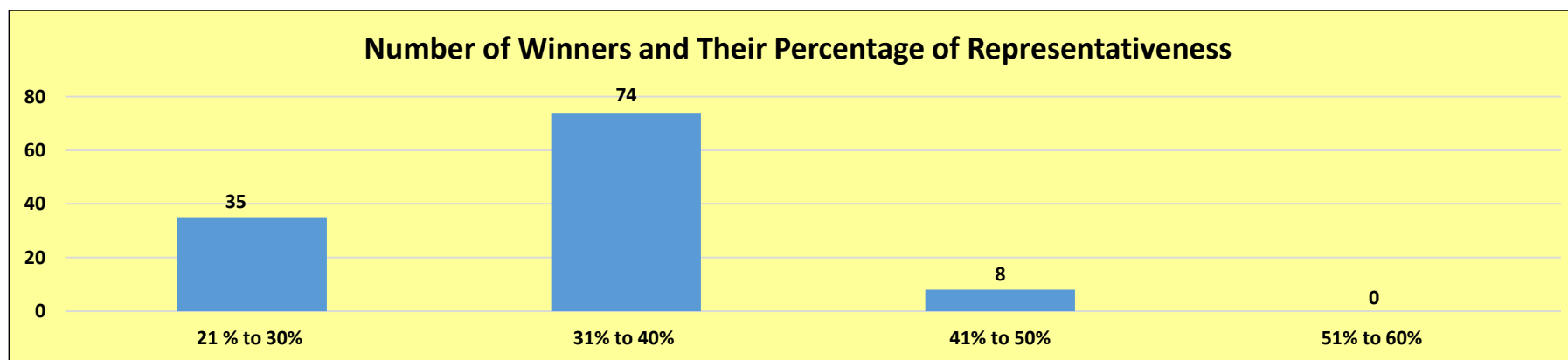


Figure: No. of Winners – Representativeness

Party-wise Winners with less than 30% of Representativeness: Out of 77 winners of **INC**, **15(19%)** have won less than 30% of votes of the total registered voters in the constituency. **5(25%)** out 20 winners from **AAP**; **8(53%)** out of 15 winners from **SAD**; **1(33%)** out of 3 winners from **BJP** and **none** out of 2 winners from **Lok Insaaf Party** have won less than 30 % of votes of the total registered voters in the constituency.

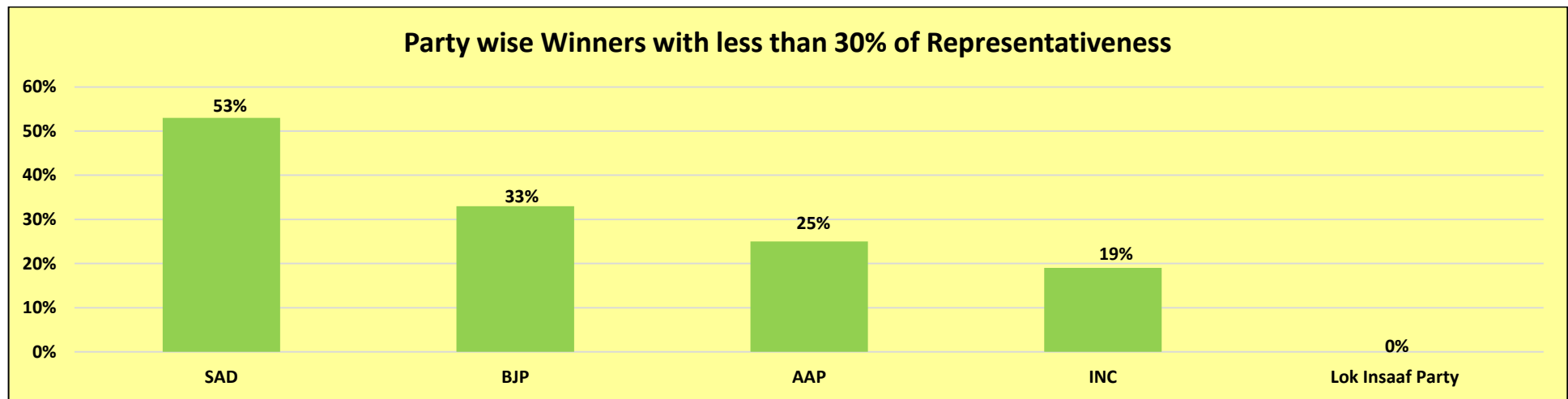


Figure: Party wise Winners with less than 30% of Representativeness

Margin of Victory for Winners

Winners with Least Margin of Victory: The details of top three winners with least margin of victory are given below:

S.No	Constituency	Total No. of Registered Voters	Total Votes polled	Winner	Party of the Winner	Votes polled for Winner	Runners up	Party of the runners up	Total Votes for Runner up	Margin (Winner-Runner up)	% Margin of Victory
1.	Fazilka	164322	143073	DAVINDER SINGH GHUBAYA	INC	39276	SURJIT KUMAR JYANI	BJP	39011	265	0.18%
2.	Batala	176725	123414	LAKHBIR SINGH LODHINANGAL	SAD	42517	ASHWANI SEKHRI	INC	42032	485	0.39%
3.	Bhucho Mandi	179786	151608	PRITAM SINGH KOTBHAI	INC	51605	JAGSIR SINGH	AAP	50960	645	0.43%

Table: Winners with Least Margin of Victory

Winners with Highest Margin of Victory: The details of top three winners with highest margin of victory are given below:

S.No	Constituency	Total No. of Registered Voters	Total votes Polled	Winner	Party of the Winner	Total Votes Polled for the Winner	Runners up	Party of the runners up	Total Votes Runner up	Margin (Winner-Runner up)	% Margin of Victory
1.	Patiala	158855	106298	AMARINDER SINGH	INC	72586	DR.BALBIR SINGH	AAP	20179	52407	49.30%
2.	Amritsar East	153629	99664	NAVJOT SINGH SIDHU	INC	60477	RAJESH KUMAR HONEY	BJP	17668	42809	42.95%
3.	Ghanaur	155927	125479	THEKEDAR MADAN LAL JALALPUR	INC	65965	HARPREET KAUR MUKHMAILPUR	SAD	29408	36557	29.13%

Table: Winners with Highest Margin of Victory

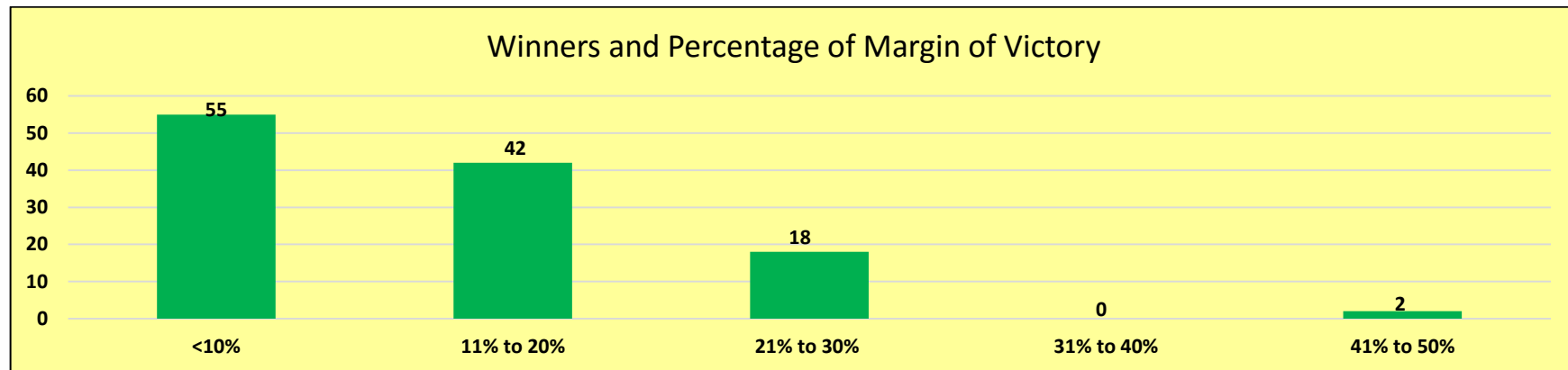


Figure: Winners and Margin of Victory

Party Wise Margin of Victory less than 10%: Out of 77 winners of **INC**, **30(39%)** have won with less than 10% margin of victory. **11(55%)** out of 20 winners from **AAP**; **10(67%)** out of 15 winners from **SAD**; **2(67%)** out of 3 winners from **BJP** and **none** out of 2 winners from **Lok Insaaf Party** have won with less than 10% margin of victory.

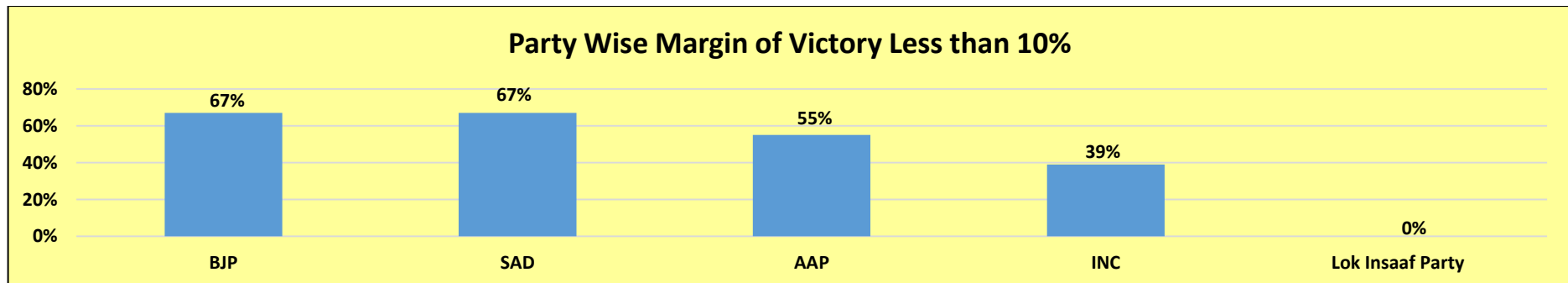


Figure: Party Wise Margin of Victory Less than 10%

None of the Above

The NOTA button instated by the ECI in 2013 gave the voters an options of rejecting all the candidates in their constituency. The total number of votes polled for None-of-the-above option were 108471 votes during the Punjab State Assembly Elections, 2017. The top ten constituencies with highest votes polled for NOTA are as follows:

S.No	Constituency	Winner	Party of the Winner	Total No. of Registered Voters	Total Votes polled	Polling Percentage	Total Votes Polled for the Winner	Votes Polled by NOTA	% votes Polled by NOTA
1.	Khadoor Sahib	RAMANJEET SINGH SAHOTA SIKKI	Indian National Congress	194370	146362	75%	64666	1445	1.14%
2.	Sunam	AMAN ARORA	Aam Aadmi Party	185303	155406	84%	72815	1718	1.11%
3.	Ludhiana Central	SURINDER KUMAR DAWAR	Indian National Congress	147646	103012	70%	47871	1307	1.05%
4.	Tarn Taran	DR. DHARAMBIR AGNIHOTRI	Indian National Congress	183580	132573	72%	59794	1155	1%
5.	Sri Hargobindpur	BALWINDER SINGH	Indian National Congress	170470	124524	73%	57489	1064	1%
6.	Jalandhar West	SUSHIL KUMAR RINKU	Indian National Congress	151884	110594	73%	53983	1090	1%
7.	Bhucho Mandi	PRITAM SINGH KOTBHAI	Indian National Congress	179786	151608	84%	51605	919	1%
8.	Anandpur Sahib	KANWAR PAL SINGH	Indian National Congress	180222	135078	75%	60800	1044	1%
9.	Abohar	ARUN NARANG	Bharatiya Janata Party	159670	125129	78%	55091	1212	0.97%
10.	Rajpura	HARDIAL SINGH KAMBOJ	Indian National Congress	166627	128073	77%	59107	1484	0.96%

Table: Top 10 Constituencies with highest votes polled for NOTA

Comparative Analysis- Winners with criminal cases and their Vote Share and Representativeness

Winners with Criminal Cases and their Vote Share: The total votes for winners with criminal cases, serious criminal case and clean records were calculated separately. The vote share of the winners with criminal cases was calculated by dividing the total votes polled for winners with criminal cases with the total votes for those constituencies where the said winners contested from. Similarly, the vote share of winners with serious criminal cases and winners with a clean record were calculated.

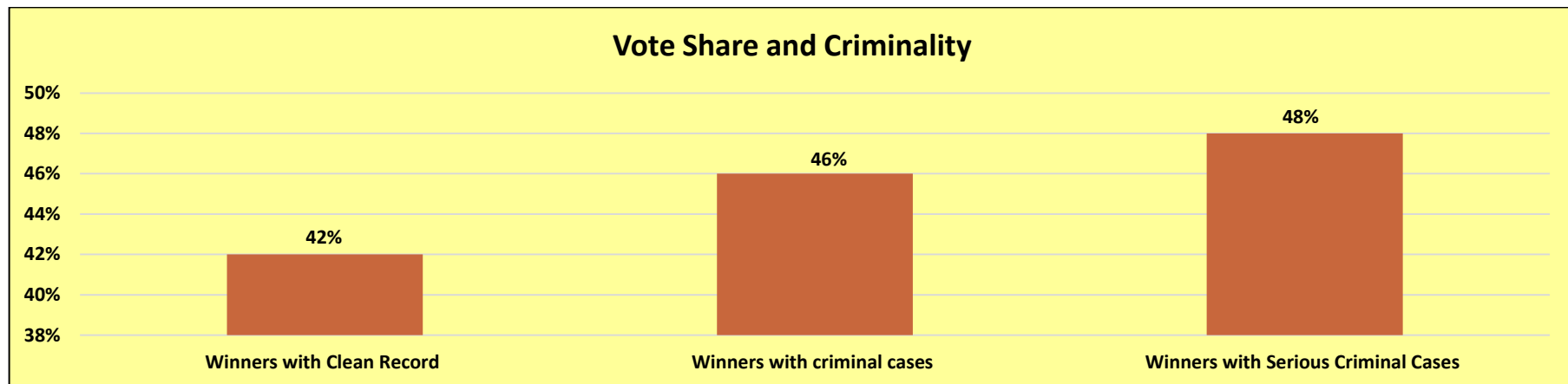


Figure: Vote Share and Criminality

Winners with Criminal Cases and their Representativeness: The representativeness of winners with criminal cases was calculated by dividing the total votes for winners with criminal cases with the total electorate in those constituency where the said winners contested from. Similarly, the representativeness of winners with serious criminal cases and winners with a clean record were calculated.

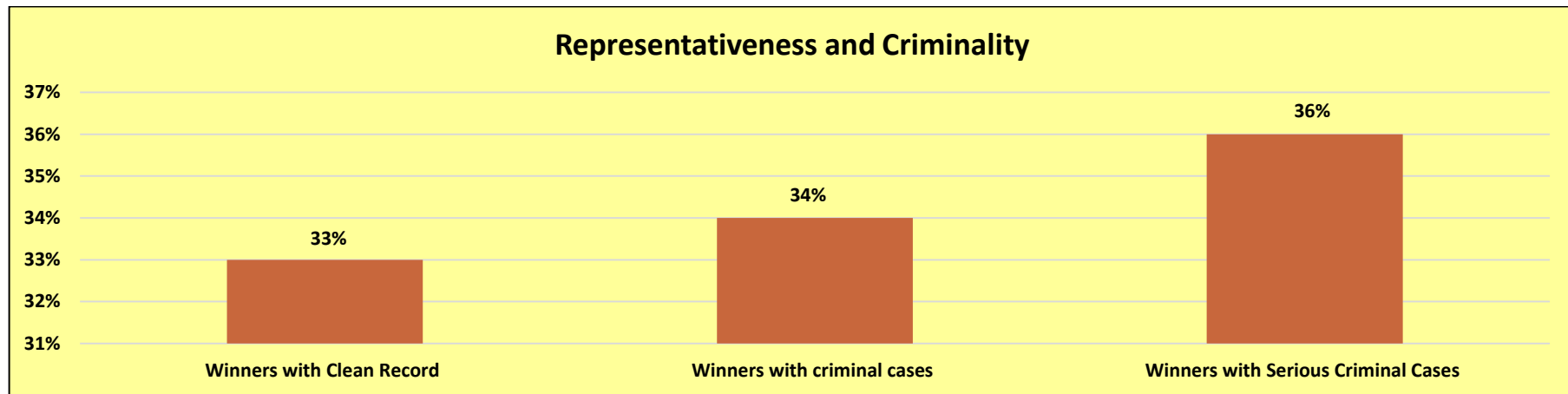


Figure: Representativeness and Criminality

	Total Votes polled for the Winner	Total Voters Polled	Total No. of Registered Voters	Vote Share (in %)	Representativeness (in %)
Winners with Serious Criminal Cases	691715	1432763	1926287	48%	36%
Winners with Criminal Cases	962587	2092016	2793839	46%	34%
Winners with Clean Record	5672780	13351450	17235711	42%	33%

Table: Winners with Criminal Cases and their Vote Share and Representativeness

Vote Share and Representativeness of Winners in Punjab Assembly Elections

S.No	Winner	Party of the winner	Constituency	Total No. of Registered Voters	Total votes polled	Total Votes Polled by the winner	% of Representativeness	% of Votes share
1.	AMARINDER SINGH	Indian National Congress	Patiala	158855	106298	72586	46%	68%
2.	NAVJOT SINGH SIDHU	Indian National Congress	Amritsar East	153629	99664	60477	39%	61%
3.	BARINDERMEET SINGH PAHRA	Indian National Congress	Gurdaspur	155262	117390	67709	44%	58%
4.	OM PARKASH SONI	Indian National Congress	Amritsar Central	135954	90708	51242	38%	56%
5.	AVTAR SINGH JUNIOR	Indian National Congress	Jalandhar North	172431	124491	69715	40%	56%
6.	ARUNA CHAUDHARY	Indian National Congress	Dina Nagar	181776	130525	72176	40%	55%
7.	BHARAT BHUSHAN (ASHU)	Indian National Congress	Ludhiana West	176915	122515	66627	38%	54%
8.	PARMINDER SINGH PINKI	Indian National Congress	Firozpur City	178050	125450	67559	38%	54%
9.	BIKRAM SINGH MAJITHIA	Shiromani Akali Dal	Majitha	158951	122608	65803	41%	31%
10.	RANA GURJIT SINGH	Indian National Congress	Kapurthala	141299	105540	56378	40%	53%
11.	BALVINDER SINGH BAINS	Lok Insaaf Party	Ludhiana South	149582	101713	53955	36%	53%
12.	SUKHPAL SINGH BHULLAR	Indian National Congress	Khem Karan	199217	154504	81897	41%	53%
13.	THEKEDAR MADAN LAL JALALPUR	Indian National Congress	Ghanaur	155927	125479	65965	42%	53%
14.	RAJINDER BERI	Indian National Congress	Jalandhar Central	155905	106347	55518	36%	52%
15.	JOGINDER PAL	Indian National Congress	Bhoa	174313	131091	67865	39%	52%
16.	INDERBIR SINGH BOLARIA	Indian National Congress	Amritsar South	148809	93361	47581	32%	51%
17.	AMIT	Indian National Congress	Pathankot	145604	110853	56383	39%	51%
18.	HARPARTAP SINGH	Indian National Congress	Ajnala	147471	121487	61378	42%	51%
19.	SUNIL DUTTI	Indian National Congress	Amritsar North	175908	118084	59212	34%	50%
20.	DR. RAJ KUMAR	Indian National Congress	Chabbewal	156141	115818	57857	37%	50%
21.	SUKHPAL SINGH KHAIRA	Aam Aadmi Party	Bholath	130808	97940	48873	37%	50%
22.	SIMARJEET SINGH BAINS	Lok Insaaf Party	Atam Nagar	157578	107119	53421	34%	50%
23.	PARKASH SINGH	Shiromani Akali Dal	Lambi	156388	133987	66375	42%	36%
24.	SUSHIL KUMAR RINKU	Indian National Congress	Jalandhar West	151884	110594	53983	36%	49%
25.	RAJ KUMAR VERKA	Indian National Congress	Amritsar West	179766	107550	52271	29%	49%
26.	FATEHJANG SINGH BAJWA	Indian National Congress	Qadian	176309	131829	62596	36%	47%
27.	BALBIR SINGH SIDHU	Indian National Congress	S.A.S.Nagar	209473	140803	66844	32%	47%
28.	PARMINDER SINGH DHINDSA	Shiromani Akali Dal	Lehra	162114	138204	65550	40%	35%

S.No	Winner	Party of the winner	Constituency	Total No. of Registered Voters	Total votes polled	Total Votes Polled by the winner	% of Representativeness	% of Votes share
29.	VIJAY INDER SINGLA	Indian National Congress	Sangrur	177122	142781	67310	38%	47%
30.	BRAHM MOHINDRA	Indian National Congress	Patiala Rural	205584	146668	68891	34%	47%
31.	AMAN ARORA	Aam Aadmi Party	Sunam	185303	155406	72815	39%	47%
32.	PARGAT SINGH POWAR	Indian National Congress	Jalandhar Cantt.	184483	126811	59349	32%	47%
33.	RAZIA SULTANA	Indian National Congress	Malerkotla	149304	126255	58982	40%	47%
34.	KULJIT SINGH NAGRA	Indian National Congress	Fatehgarh Sahib	149715	124777	58205	39%	47%
35.	SURINDER KUMAR DAWAR	Indian National Congress	Ludhiana Central	147646	103012	47871	32%	46%
36.	KULBIR SINGH	Indian National Congress	Zira	177916	151373	69899	39%	46%
37.	BALWINDER SINGH	Indian National Congress	Sri Hargobindpur	170470	124524	57489	34%	46%
38.	HARDIAL SINGH KAMBOJ	Indian National Congress	Rajpura	166627	128073	59107	35%	46%
39.	NATHU RAM	Indian National Congress	Balluana	171087	142736	65607	38%	46%
40.	KULWANT SINGH PANDORI	Aam Aadmi Party	Mehal Kalan	155500	125707	57551	37%	46%
41.	GURMEET SINGH SODHI	Indian National Congress	Guru Har Sahai	157685	137298	62787	40%	46%
42.	AMRINDER SINGH @ RAJA WARRING	Indian National Congress	Gidderbaha	156448	139227	63500	41%	46%
43.	AMARJIT SINGH SANDOA	Aam Aadmi Party	Rupnagar	169610	130084	58994	35%	45%
44.	SARAVJIT KAUR MANUKE	Aam Aadmi Party	Jagraon	175752	135658	61521	35%	45%
45.	SATKAR KAUR	Indian National Congress	Firozpur Rural	185748	156712	71037	38%	45%
46.	JAGDEV SINGH	Aam Aadmi Party	Maur	162836	137593	62282	38%	45%
47.	SUKHBINDER SINGH SARKARIA	Indian National Congress	Raja Sansi	167203	132008	59628	36%	45%
48.	DR. DHARAMBIR AGNIHOTRI	Indian National Congress	Tarn Taran	183580	132573	59794	33%	45%
49.	HARMINDER SINGH GILL	Indian National Congress	Patti	189850	143413	64617	34%	45%
50.	KANWAR PAL SINGH	Indian National Congress	Anandpur Sahib	180222	135078	60800	34%	45%
51.	PIRMAL SINGH DHAULA	Aam Aadmi Party	Bhadaur	153195	127298	57095	37%	45%
52.	SUKHBIR SINGH BADAL	Shiromani Akali Dal	Jalalabad	194511	169049	75271	39%	38%
53.	MANJIT SINGH	Aam Aadmi Party	Nihal Singhwala	192376	151373	67313	35%	44%
54.	RAMANJEET SINGH SAHOTA SIKKI	Indian National Congress	Khadoor Sahib	194370	146362	64666	33%	44%
55.	ARUN NARANG	Bharatiya Janata Party	Abohar	159670	125129	55091	35%	44%
56.	GURKIRAT SINGH KOTLI	Indian National Congress	Khanna	160323	126582	55690	35%	44%
57.	LAKHVIR SINGH LAKHA	Indian National Congress	Payal	159662	131446	57776	36%	44%
58.	SUKHJIT SINGH	Indian National Congress	Dharamkot	174148	143996	63238	36%	44%

S.No	Winner	Party of the winner	Constituency	Total No. of Registered Voters	Total votes polled	Total Votes Polled by the winner	% of Representativeness	% of Votes share
59.	TRIPT RAJINDER SINGH BAJWA	Indian National Congress	Fatehgarh Churian	165313	124045	54348	33%	44%
60.	ARUN DOGRA	Indian National Congress	Dasuya	189486	130819	56527	30%	43%
61.	SUKHIJINDER SINGH RANDHAWA	Indian National Congress	Dera Baba Nanak	183088	140996	60385	33%	43%
62.	SADHU SINGH	Indian National Congress	Nabha	175673	142432	60861	35%	43%
63.	TARSEM SINGH D.C.	Indian National Congress	Attari	173543	130118	55335	32%	43%
64.	PROF. BALJINDER KAUR	Aam Aadmi Party	Talwandi Sabo	149354	128426	54553	37%	42%
65.	MANPREET SINGH BADAL	Indian National Congress	Bathinda Urban	205590	151392	63942	31%	42%
66.	SUKHWINDER SINGH DANNY BANDALA	Indian National Congress	Jandiala	169613	125651	53042	31%	42%
67.	DARSHAN LAL	Indian National Congress	Balachaur	148292	117422	49558	33%	42%
68.	CHARANJIT SINGH CHANNI	Indian National Congress	Chamkaur Sahib	186932	145392	61060	33%	42%
69.	RAJINDER SINGH	Indian National Congress	Samana	178554	149226	62551	35%	42%
70.	NIRMAL SINGH	Indian National Congress	Shutrana	165967	138639	58008	35%	42%
71.	RAJNISH KUMAR BABBI	Indian National Congress	Mukerian	192224	135901	56787	30%	42%
72.	GURPREET SINGH	Indian National Congress	Bassi Pathana	142920	113881	47319	33%	42%
73.	JAGTAR SINGH JAGGA HISSOWAL	Aam Aadmi Party	Raikot	150418	117862	48245	32%	41%
74.	SANGAT SINGH GILZIAN	Indian National Congress	Urmar	176265	126075	51477	29%	41%
75.	RUPINDER KAUR RUBY	Aam Aadmi Party	Bathinda Rural	155113	127077	51572	33%	41%
76.	SUNDER SHAM ARORA	Indian National Congress	Hoshiarpur	176169	123179	49951	28%	41%
77.	NAZAR SINGH MANSHAHIA	Aam Aadmi Party	Mansa	206801	174326	70586	34%	40%
78.	GURPREET SINGH KANGAR	Indian National Congress	Rampura Phul	158494	136607	55269	35%	40%
79.	KUSALDEEP SINGH KIKI DHILLON	Indian National Congress	Faridkot	154149	126420	51026	33%	40%
80.	HARVINDER SINGH PHOOLKA	Aam Aadmi Party	Dakha	179549	146287	58923	33%	40%
81.	NARINDER KUMAR SHARMA	Shiromani Akali Dal	Dera Bassi	239885	178140	70792	30%	28%
82.	GURPRATAP SINGH WADALA	Shiromani Akali Dal	Nakodar	185071	143322	56241	30%	39%
83.	DINESH SINGH	Bharatiya Janata Party	Sujanpur	159005	125369	48910	31%	39%
84.	PAWAN KUMAR TINU	Shiromani Akali Dal	Adampur	158382	116236	45229	29%	34%

S.No	Winner	Party of the winner	Constituency	Total No. of Registered Voters	Total votes polled	Total Votes Polled by the winner	% of Representativeness	% of Votes share
85.	SURJIT SINGH DHIMAN	Indian National Congress	Amargarh	156256	131553	50994	33%	39%
86.	KULTAR SINGH SANDHWAN	Aam Aadmi Party	Kotkapura	151953	122303	47401	31%	39%
87.	DILRAJ SINGH	Shiromani Akali Dal	Sardulgarh	173068	153662	59420	34%	54%
88.	NAVTEJ SINGH CHEEMA	Indian National Congress	Sultanpur Lodhi	141015	108482	41843	30%	39%
89.	AMRIK SINGH DHILLON	Indian National Congress	Samrala	167423	134986	51930	31%	38%
90.	DALVIR SINGH GOLDY	Indian National Congress	Dhuri	158498	128425	49347	31%	38%
91.	BALDEV SINGH	Aam Aadmi Party	Jaitu	143296	119844	45344	32%	38%
92.	SHARANJIT SINGH DHILLON	Shiromani Akali Dal	Sahnewal	219853	167482	63184	29%	39%
93.	PAWAN KUMAR ADIA	Indian National Congress	Sham Chaurasi	166750	123889	46612	28%	38%
94.	KULDEEP SINGH VAID(BULARA)	Indian National Congress	Gill	239146	181224	67927	28%	37%
95.	CHAUDHARY SURINDER SINGH	Indian National Congress	Kartarpur	170852	126350	46729	27%	37%
96.	SUKHWINDER KUMAR	Shiromani Akali Dal	Banga	159003	122533	45256	28%	40%
97.	AJAIB SINGH BHATTI	Indian National Congress	Malout	164835	136194	49098	30%	36%
98.	RAKESH PANDEY	Indian National Congress	Ludhiana North	181931	124557	44864	25%	36%
99.	HARJOT KAMAL SINGH	Indian National Congress	Moga	193504	145463	52357	27%	36%
100.	HARINDER PAL SINGH CHANDUMAJRA	Shiromani Akali Dal	Sanour	204931	164791	58867	29%	50%
101.	GURMEET SINGH MEET HAHER	Aam Aadmi Party	Barnala	171962	134152	47606	28%	35%
102.	DARSHAN SINGH BRAR	Indian National Congress	Bhagha Purana	168398	138050	48668	29%	35%
103.	SANTOKH SINGH	Indian National Congress	Baba Bakala	188189	130628	45965	24%	35%
104.	SOM PARKASH	Bharatiya Janata Party	Phagwara	178370	129849	45479	25%	35%
105.	RANDEEP SINGH	Indian National Congress	Amloh	135525	113454	39669	29%	35%
106.	AJIT SINGH KOHAR	Shiromani Akali Dal	Shahkot	172255	135356	46913	27%	47%
107.	LAKHBIR SINGH LODHINANGAL	Shiromani Akali Dal	Batala	176725	123414	42517	24%	37%
108.	PRITAM SINGH KOTBHAI	Indian National Congress	Bhucho Mandi	179786	151608	51605	29%	34%
109.	KANWAR SANDHU	Aam Aadmi Party	Kharar	222079	159478	54171	24%	34%
110.	JAI KRISHAN	Aam Aadmi Party	Garhshankar	169609	125658	41720	25%	33%
111.	SANJEEV TALWAR	Indian National Congress	Ludhiana East	182228	130213	43010	24%	33%
112.	BUDH RAM	Aam Aadmi Party	Budhlada	185227	162244	52265	28%	32%
113.	HARPAL SINGH CHEEMA	Aam Aadmi Party	Dirba	174214	145670	46434	27%	32%

S.No	Winner	Party of the winner	Constituency	Total No. of Registered Voters	Total votes polled	Total Votes Polled by the winner	% of Representativeness	% of Votes share
114.	KANWARJIT SINGH	Shiromani Akali Dal	Muktsar	176114	147084	44894	25%	39%
115.	ANGAD SINGH	Indian National Congress	Nawanshahr	168160	128619	38197	23%	30%
116.	BALDEV SINGH KHAIRA	Shiromani Akali Dal	Phillaur	193958	146984	41336	21%	45%
117.	DAVINDER SINGH GHUBAYA	Indian National Congress	Fazilka	164322	143073	39276	24%	27%

Table: Vote Share and Representativeness of Winners

Margin of Victory of Winners from Punjab Assembly Elections

S.No	Constituency	Total votes polled	Winner	Party of the Winner	Total votes polled for the winner	% of Votes by winner	Runners up	Party of the runners up	Total Votes Runner up	% of Votes by Runner up	Margin (Winner-Runner up)	% Margin of Victory
1.	Patiala	106298	AMARINDER SINGH	Indian National Congress	72586	68%	DR.BALBIR SINGH	Aam Aadmi Party	20179	19%	52407	49.30%
2.	Amritsar East	99664	NAVJOT SINGH SIDHU	Indian National Congress	60477	61%	RAJESH KUMAR HONEY	Bharatiya Janata Party	17668	18%	42809	42.95%
3.	Ghanaur	125479	THEKEDAR MADAN LAL JALALPUR	Indian National Congress	65965	53%	HARPREET KAUR MUKHMAILPUR	Shiromani Akali Dal	29408	23%	36557	29.13%
4.	Ludhiana West	122515	BHARAT BHUSHAN (ASHU)	Indian National Congress	66627	54%	AHBAAB SINGH GREWAL	Aam Aadmi Party	30106	25%	36521	29.81%
5.	Rajpura	128073	HARDIAL SINGH KAMBOJ	Indian National Congress	59107	46%	ASHUTOSH JOSHI	Aam Aadmi Party	26542	21%	32565	25.43%
6.	Jalandhar North	124491	AVTAR SINGH JUNIOR	Indian National Congress	69715	56%	K D BHANDARI	Bharatiya Janata Party	37424	30%	32291	25.94%
7.	Dina Nagar	130525	ARUNA CHAUDHARY	Indian National Congress	72176	55%	BISHAN DASS	Bharatiya Janata Party	40259	31%	31917	24.45%
8.	Ludhiana South	101713	BALVINDER SINGH BAINS	Lok Insaaf Party	53955	53%	BHUPINDER SINGH SIDHU	Indian National Congress	23038	23%	30917	30.40%
9.	Sangrur	142781	VIJAY INDER SINGLA	Indian National Congress	67310	47%	DINESH BANSAL	Aam Aadmi Party	36498	26%	30812	21.58%

S.No	Constituency	Total votes polled	Winner	Party of the Winner	Total votes polled for the winner	% of Votes by winner	Runners up	Party of the runners up	Total Votes Runner up	% of Votes by Runner up	Margin (Winner-Runner up)	% Margin of Victory
10.	Sunam	155406	AMAN ARORA	Aam Aadmi Party	72815	47%	GOBIND SINGH LONGOWAL	Shiromani Akali Dal	42508	27%	30307	19.50%
11.	Firozpur City	125450	PARMINDER SINGH PINKI	Indian National Congress	67559	54%	SUKHPAL SINGH	Bharatiya Janata Party	37972	30%	29587	23.58%
12.	Chabbewal	115818	DR. RAJ KUMAR	Indian National Congress	57857	50%	SOHAN SINGH THANDAL	Shiromani Akali Dal	28596	25%	29261	25.26%
13.	Jalandhar Cantt.	126811	PARGAT SINGH POWAR	Indian National Congress	59349	47%	SARABJIT SINGH MAKKAR	Shiromani Akali Dal	30225	24%	29124	22.97%
14.	Gurdaspur	117390	BARINDERMEET SINGH PAHRA	Indian National Congress	67709	58%	GURBACHAN SINGH BABEHALI	Shiromani Akali Dal	38753	33%	28956	24.67%
15.	Kapurthala	105540	RANA GURJIT SINGH	Indian National Congress	56378	53%	ADVOCATE PARAMJIT SINGH	Shiromani Akali Dal	27561	26%	28817	27.30%
16.	S.A.S.Nagar	140803	BALBIR SINGH SIDHU	Indian National Congress	66844	47%	NARINDER SINGH	Aam Aadmi Party	38971	28%	27873	19.80%
17.	Nihal Singhwala	151373	MANJIT SINGH	Aam Aadmi Party	67313	44%	RAJWINDER KAUR	Indian National Congress	39739	26%	27574	18.22%
18.	Bhoa	131091	JOGINDER PAL	Indian National Congress	67865	52%	SEEMA KUMARI	Bharatiya Janata Party	40369	31%	27496	20.97%

S.No	Constituency	Total votes polled	Winner	Party of the Winner	Total votes polled for the winner	% of Votes by winner	Runners up	Party of the runners up	Total Votes Runner up	% of Votes by Runner up	Margin (Winner-Runner up)	% Margin of Victory
19.	Patiala Rural	146668	BRAHM MOHINDRA	Indian National Congress	68891	47%	KARANVIR SINGH TIWANA	Aam Aadmi Party	41662	28%	27229	18.57%
20.	Mehal Kalan	125707	KULWANT SINGH PANDORI	Aam Aadmi Party	57551	46%	AJIT SINGH SHANT	Shiromani Akali Dal	30487	24%	27064	21.53%
21.	Amritsar West	107550	RAJ KUMAR VERKA	Indian National Congress	52271	49%	RAKESH GILL	Bharatiya Janata Party	25424	24%	26847	24.96%
22.	Shahkot	135356	AJIT SINGH KOHAR	Shiromani Akali Dal	46913	47%	RAJINDER KAUR BHATTAL	Indian National Congress	38735	28%	26815	19.81%
23.	Jagraon	135658	SARAVJIT KAUR MANUKE	Aam Aadmi Party	61521	45%	MALKIT SINGH DAKHA	Indian National Congress	35945	26%	25576	18.85%
24.	Jalandhar Central	106347	RAJINDER BERI	Indian National Congress	55518	52%	MANORANJAN KALIA	Bharatiya Janata Party	31440	30%	24078	22.64%
25.	Anandpur Sahib	135078	KANWAR PAL SINGH	Indian National Congress	60800	45%	DR. PARMINDER SHARMA	Bharatiya Janata Party	36919	27%	23881	17.68%
26.	Fatehgarh Sahib	124777	KULJIT SINGH NAGRA	Indian National Congress	58205	47%	DIDAR SINGH BHATTI	Shiromani Akali Dal	34338	28%	23867	19.13%
27.	Rupnagar	130084	AMARJIT SINGH SANDOA	Aam Aadmi Party	58994	45%	BRINDER SINGH DHILLON	Indian National Congress	35287	27%	23707	18.22%
28.	Mukerian	135901	RAJNISH KUMAR BABBI	Indian National Congress	56787	42%	ARUNESH KUMAR	Bharatiya Janata Party	33661	25%	23126	17.02%

S.No	Constituency	Total votes polled	Winner	Party of the Winner	Total votes polled for the winner	% of Votes by winner	Runners up	Party of the runners up	Total Votes Runner up	% of Votes by Runner up	Margin (Winner-Runner up)	% Margin of Victory
29.	Zira	151373	KULBIR SINGH	Indian National Congress	69899	46%	HARI SINGH ZIRA	Shiromani Akali Dal	46828	31%	23071	15.24%
30.	Sardulgarh	153662	DILRAJ SINGH	Shiromani Akali Dal	59420	54%	SUKHJINDER RAJ SINGH (LALLI)	Indian National Congress	42919	35%	22884	14.89%
31.	Sanour	164791	HARINDER PAL SINGH CHANDUMAJRA	Shiromani Akali Dal	58867	50%	AMARINDER SINGH	Indian National Congress	43605	33%	22770	13.82%
32.	Amritsar South	93361	INDERBIR SINGH BOLARIA	Indian National Congress	47581	51%	INDERBIR SINGH NIJJAR	Aam Aadmi Party	24923	27%	22658	24.27%
33.	Dharamkot	143996	SUKHJIT SINGH	Indian National Congress	63238	44%	TOTA SINGH	Shiromani Akali Dal	41020	28%	22218	15.43%
34.	Payal	131446	LAKHVIR SINGH LAKHA	Indian National Congress	57776	44%	GURPREET SINGH LAPRAN	Aam Aadmi Party	36280	28%	21496	16.35%
35.	Firozpur Rural	156712	SATKAR KAUR	Indian National Congress	71037	45%	JOGINDER SINGH JINDU	Shiromani Akali Dal	49657	32%	21380	13.64%
36.	Amritsar Central	90708	OM PARKASH SONI	Indian National Congress	51242	56%	TARUN CHUGH	Bharatiya Janata Party	30126	33%	21116	23.28%
37.	Bhadaur	127298	PIRMAL SINGH DHAULA	Aam Aadmi Party	57095	45%	SANT BALVIR SINGH GHUNAS	Shiromani Akali Dal	36311	29%	20784	16.33%
38.	Khanna	126582	GURKIRAT SINGH KOTLI	Indian National Congress	55690	44%	ANIL DUTT PHALLY	Aam Aadmi Party	35099	28%	20591	16.27%

S.No	Constituency	Total votes polled	Winner	Party of the Winner	Total votes polled for the winner	% of Votes by winner	Runners up	Party of the runners up	Total Votes Runner up	% of Votes by Runner up	Margin (Winner-Runner up)	% Margin of Victory
39.	Ludhiana Central	103012	SURINDER KUMAR DAWAR	Indian National Congress	47871	46%	GURDEV SHARMA DEBI	Bharatiya Janata Party	27391	27%	20480	19.88%
40.	Mansa	174326	NAZAR SINGH MANSHAHIA	Aam Aadmi Party	70586	40%	MANOJ BALA	Indian National Congress	50117	29%	20469	11.74%
41.	Balachaur	117422	DARSHAN LAL	Indian National Congress	49558	42%	NAND LAL	Shiromani Akali Dal	29918	25%	19640	16.73%
42.	Khem Karan	154504	SUKHPAL SINGH BHULLAR	Indian National Congress	81897	53%	VIRSA SINGH	Shiromani Akali Dal	62295	40%	19602	12.69%
43.	Talwandi Sabo	128426	PROF. BALJINDER KAUR	Aam Aadmi Party	54553	42%	KHUSHBAZ SINGH JATANA	Indian National Congress	35260	27%	19293	15.02%
44.	Nabha	142432	SADHU SINGH	Indian National Congress	60861	43%	GURDEV SINGH DEV MANN	Aam Aadmi Party	41866	29%	18995	13.34%
45.	Ajnala	121487	HARPARTAP SINGH	Indian National Congress	61378	51%	AMARPAL SINGH BONY AJNALA	Shiromani Akali Dal	42665	35%	18713	15.40%
46.	Sujanpur	125369	DINESH SINGH	Bharatiya Janata Party	48910	39%	AMIT SINGH	Indian National Congress	30209	24%	18701	14.92%
47.	Shutrana	138639	NIRMAL SINGH	Indian National Congress	58008	42%	VANINDER KAUR LOOMBA	Shiromani Akali Dal	39488	28%	18520	13.36%

S.No	Constituency	Total votes polled	Winner	Party of the Winner	Total votes polled for the winner	% of Votes by winner	Runners up	Party of the runners up	Total Votes Runner up	% of Votes by Runner up	Margin (Winner-Runner up)	% Margin of Victory
48.	Phillaur	146984	BALDEV SINGH KHAIRA	Shiromani Akali Dal	41336	45%	BHAGWANT MANN	Aam Aadmi Party	56771	34%	18500	12.59%
49.	Bathinda Urban	151392	MANPREET SINGH BADAL	Indian National Congress	63942	42%	DEEPAK BANSAL	Aam Aadmi Party	45462	30%	18480	12.21%
50.	Jandiala	125651	SUKHWINDER SINGH DANNY BANDALA	Indian National Congress	53042	42%	DALBIR SINGH	Shiromani Akali Dal	34620	28%	18422	14.66%
51.	Sahnewal	167482	SHARANJIT SINGH DHILLON	Shiromani Akali Dal	63184	39%	SARWAN SINGH HAYER	Aam Aadmi Party	37834	26%	18407	10.99%
52.	Sri Hargobindpur	124524	BALWINDER SINGH	Indian National Congress	57489	46%	MANJIT SINGH	Shiromani Akali Dal	39424	32%	18065	14.51%
53.	Dasuya	130819	ARUN DOGRA	Indian National Congress	56527	43%	SUKHJIT KAUR	Bharatiya Janata Party	38889	30%	17638	13.48%
54.	Jalandhar West	110594	SUSHIL KUMAR RINKU	Indian National Congress	53983	49%	MAHINDER PAL BHAGAT	Bharatiya Janata Party	36649	33%	17334	15.67%
55.	Khadoor Sahib	146362	RAMANJEET SINGH SAHOTA SIKKI	Indian National Congress	64666	44%	RAVINDER SINGH BRAHAMPURA	Shiromani Akali Dal	47611	33%	17055	11.65%
56.	Atam Nagar	107119	SIMARJEET SINGH BAINS	Lok Insaaf Party	53421	50%	KAMAL JIT SINGH KARWAL	Indian National Congress	36508	34%	16913	15.79%

S.No	Constituency	Total votes polled	Winner	Party of the Winner	Total votes polled for the winner	% of Votes by winner	Runners up	Party of the runners up	Total Votes Runner up	% of Votes by Runner up	Margin (Winner-Runner up)	% Margin of Victory
57.	Gidderbaha	139227	AMRINDER SINGH @ RAJA WARRING	Indian National Congress	63500	46%	HARDEEP SINGH @ DIMPY DHILLON	Shiromani Akali Dal	47288	34%	16212	11.64%
58.	Balluana	142736	NATHU RAM	Indian National Congress	65607	46%	PARKASH SINGH BHATTI	Shiromani Akali Dal	50158	35%	15449	10.82%
59.	Urmar	126075	SANGAT SINGH GILZIAN	Indian National Congress	51477	41%	ARBINDER SINGH RASULPUR	Shiromani Akali Dal	36523	29%	14954	11.86%
60.	Maur	137593	JAGDEV SINGH	Aam Aadmi Party	62282	45%	JANMEJA SINGH SEKHON	Shiromani Akali Dal	47605	35%	14677	10.67%
61.	Tarn Taran	132573	DR. DHARAMBIR AGNIHOTRI	Indian National Congress	59794	45%	HARMEET SINGH SANDHU	Shiromani Akali Dal	45165	34%	14629	11.03%
62.	Amritsar North	118084	SUNIL DUTTI	Indian National Congress	59212	50%	ANIL JOSHI	Bharatiya Janata Party	44976	38%	14236	12.06%
63.	Malerkotla	126255	RAZIA SULTANA	Indian National Congress	58982	47%	MOHAMMAD OWAIS	Shiromani Akali Dal	46280	37%	12702	10.06%
64.	Chamkaur Sahib	145392	CHARANJIT SINGH CHANNI	Indian National Congress	61060	42%	CHARANJIT SINGH	Aam Aadmi Party	48752	34%	12308	8.47%
65.	Amargarh	131553	SURJIT SINGH DHIMAN	Indian National Congress	50994	39%	IQBAL SINGH JHUNDAN	Shiromani Akali Dal	39115	30%	11879	9.03%

S.No	Constituency	Total votes polled	Winner	Party of the Winner	Total votes polled for the winner	% of Votes by winner	Runners up	Party of the runners up	Total Votes Runner up	% of Votes by Runner up	Margin (Winner-Runner up)	% Margin of Victory
66.	Qadian	131829	FATEHJANG SINGH BAJWA	Indian National Congress	62596	47%	SEWA SINGH	Shiromani Akali Dal	50859	39%	11737	8.90%
67.	Faridkot	126420	KUSALDEEP SINGH KIKI DHILLON	Indian National Congress	51026	40%	GURDIT SINGH SEKHON	Aam Aadmi Party	39367	31%	11659	9.22%
68.	Hoshiarpur	123179	SUNDER SHAM ARORA	Indian National Congress	49951	41%	TIKSHAN SUD	Bharatiya Janata Party	38718	31%	11233	9.12%
69.	Pathankot	110853	AMIT	Indian National Congress	56383	51%	ASHWANI KUMAR	Bharatiya Janata Party	45213	41%	11170	10.08%
70.	Samrala	134986	AMRIK SINGH DHILLON	Indian National Congress	51930	38%	SARBANS SINGH MANKI	Aam Aadmi Party	40925	30%	11005	8.15%
71.	Bathinda Rural	127077	RUPINDER KAUR RUBY	Aam Aadmi Party	51572	41%	ER. AMIT RATTAN KOTFATTA	Shiromani Akali Dal	40794	32%	10778	8.48%
72.	Raikot	117862	JAGTAR SINGH JAGGA HISSOWAL	Aam Aadmi Party	48245	41%	AMAR SINGH	Indian National Congress	37631	32%	10614	9.01%
73.	Rampura Phul	136607	GURPREET SINGH KANGAR	Indian National Congress	55269	40%	SIKANDER SINGH MALUKA	Shiromani Akali Dal	44884	33%	10385	7.60%
74.	Attari	130118	TARSEM SINGH D.C.	Indian National Congress	55335	43%	GULZAR SINGH RANIKE	Shiromani Akali Dal	45133	35%	10202	7.84%

S.No	Constituency	Total votes polled	Winner	Party of the Winner	Total votes polled for the winner	% of Votes by winner	Runners up	Party of the runners up	Total Votes Runner up	% of Votes by Runner up	Margin (Winner-Runner up)	% Margin of Victory
75.	Kotkapura	122303	KULTAR SINGH SANDHWAN	Aam Aadmi Party	47401	39%	BHAI HARNIRPAL SINGH KUKKU	Indian National Congress	37326	31%	10075	8.24%
76.	Bassi Pathana	113881	GURPREET SINGH	Indian National Congress	47319	42%	SANTOKH SINGH	Aam Aadmi Party	37273	33%	10046	8.82%
77.	Jaitu	119844	BALDEV SINGH	Aam Aadmi Party	45344	38%	MOHAMMAD SADIQUE	Indian National Congress	35351	29%	9993	8.34%
78.	Samana	149226	RAJINDER SINGH	Indian National Congress	62551	42%	SURJIT SINGH RAKHRA	Shiromani Akali Dal	52702	35%	9849	6.60%
79.	Muktsar	147084	KANWARJIT SINGH	Shiromani Akali Dal	44894	39%	AJIT INDER SINGH	Indian National Congress	50563	33%	8857	6.02%
80.	Gill	181224	KULDEEP SINGH VAID(BULARA)	Indian National Congress	67927	37%	JIWAN SINGH SANGOWAL	Aam Aadmi Party	59286	33%	8641	4.77%
81.	Patti	143413	HARMINDER SINGH GILL	Indian National Congress	64617	45%	ADESH PARTAP SINGH KAIRON	Shiromani Akali Dal	56254	39%	8363	5.83%
82.	Bholath	97940	SUKHPAL SINGH KHAIRA	Aam Aadmi Party	48873	50%	YUVRAJ BHUPINDER SINGH	Shiromani Akali Dal	40671	42%	8202	8.37%
83.	Sultanpur Lodhi	108482	NAVTEJ SINGH CHEEMA	Indian National Congress	41843	39%	UPINDERJIT KAUR	Shiromani Akali Dal	33681	31%	8162	7.52%

S.No	Constituency	Total votes polled	Winner	Party of the Winner	Total votes polled for the winner	% of Votes by winner	Runners up	Party of the runners up	Total Votes Runner up	% of Votes by Runner up	Margin (Winner-Runner up)	% Margin of Victory
84.	Majitha	122608	BIKRAM SINGH MAJITHIA	Shiromani Akali Dal	65803	31%	KARAN KAUR	Indian National Congress	36914	25%	7980	6.51%
85.	Nakodar	143322	GURPRATAP SINGH WADALA	Shiromani Akali Dal	56241	39%	MOHINDER SINGH KAYPEE	Indian National Congress	37530	32%	7699	5.37%
86.	Bhagha Purana	138050	DARSHAN SINGH BRAR	Indian National Congress	48668	35%	GURBINDER SINGH KANG	Aam Aadmi Party	41418	30%	7250	5.25%
87.	Baba Bakala	130628	SANTOKH SINGH	Indian National Congress	45965	35%	DALBIR SINGH TONG	Aam Aadmi Party	39378	30%	6587	5.04%
88.	Kartarpur	126350	CHAUDHARY SURINDER SINGH	Indian National Congress	46729	37%	SETH SAT PAUL	Shiromani Akali Dal	40709	32%	6020	4.76%
89.	Guru Har Sahai	137298	GURMEET SINGH SODHI	Indian National Congress	62787	46%	VARDEV SINGH	Shiromani Akali Dal	56991	42%	5796	4.22%
90.	Raja Sansi	132008	SUKHBINDER SINGH SARKARIA	Indian National Congress	59628	45%	VIR SINGH LOPOKE	Shiromani Akali Dal	53901	41%	5727	4.34%
91.	Ludhiana North	124557	RAKESH PANDEY	Indian National Congress	44864	36%	PARVEEN BANSAL	Bharatiya Janata Party	39732	32%	5132	4.12%
92.	Malout	136194	AJAIB SINGH BHATTI	Indian National Congress	49098	36%	DARSHAN SINGH	Shiromani Akali Dal	44109	32%	4989	3.66%

S.No	Constituency	Total votes polled	Winner	Party of the Winner	Total votes polled for the winner	% of Votes by winner	Runners up	Party of the runners up	Total Votes Runner up	% of Votes by Runner up	Margin (Winner-Runner up)	% Margin of Victory
93.	Lehra	138204	PARMINDER SINGH DHINDSA	Shiromani Akali Dal	65550	35%	HARDEV SINGH LADI	Indian National Congress	42008	31%	4905	3.55%
94.	Lambi	133987	PARKASH SINGH	Shiromani Akali Dal	66375	36%	HARINDER PAL SINGH MANN	Indian National Congress	53997	33%	4870	3.63%
95.	Jalalabad	169049	SUKHBIR SINGH BADAL	Shiromani Akali Dal	75271	38%	SATWINDER KAUR BITTI	Indian National Congress	58633	35%	4551	2.69%
96.	Dakha	146287	HARVINDER SINGH PHOOLKA	Aam Aadmi Party	58923	40%	MANPREET SINGH AYALI	Shiromani Akali Dal	54754	37%	4169	2.85%
97.	Amloh	113454	RANDEEP SINGH	Indian National Congress	39669	35%	GURPREET SINGH RAJU KHANNA	Shiromani Akali Dal	35723	31%	3946	3.48%
98.	Sham Chaurasi	123889	PAWAN KUMAR ADIA	Indian National Congress	46612	38%	DR. RAVJOT SINGH	Aam Aadmi Party	42797	35%	3815	3.08%
99.	Dera Bassi	178140	NARINDER KUMAR SHARMA	Shiromani Akali Dal	70792	28%	VIKRAMJIT SINGH CHAUDHARY	Indian National Congress	37859	26%	3477	1.95%
100.	Nawanshahr	128619	ANGAD SINGH	Indian National Congress	38197	30%	JARNAIL SINGH WAHID	Shiromani Akali Dal	34874	27%	3323	2.58%
101.	Abohar	125129	ARUN NARANG	Bharatiya Janata Party	55091	44%	SUNIL JAKHAR	Indian National Congress	51812	41%	3279	2.62%

S.No	Constituency	Total votes polled	Winner	Party of the Winner	Total votes polled for the winner	% of Votes by winner	Runners up	Party of the runners up	Total Votes Runner up	% of Votes by Runner up	Margin (Winner-Runner up)	% Margin of Victory
102.	Dhuri	128425	DALVIR SINGH GOLDY	Indian National Congress	49347	38%	JASVIR SINGH JASSI SEKHON	Aam Aadmi Party	46536	36%	2811	2.19%
103.	Barnala	134152	GURMEET SINGH MEET HAHER	Aam Aadmi Party	47606	35%	KEWAL SINGH DHILLON	Indian National Congress	45174	34%	2432	1.81%
104.	Kharar	159478	KANWAR SANDHU	Aam Aadmi Party	54171	34%	JAGMOHAN SINGH KANG	Indian National Congress	52159	33%	2012	1.26%
105.	Phagwara	129849	SOM PARKASH	Bharatiya Janata Party	45479	35%	JOGINDER SINGH MANN	Indian National Congress	43470	33%	2009	1.55%
106.	Fatehgarh Churian	124045	TRIPT RAJINDER SINGH BAJWA	Indian National Congress	54348	44%	NIRMAL SINGH KAHLOH	Shiromani Akali Dal	52349	42%	1999	1.61%
107.	Banga	122533	SUKHWINDER KUMAR	Shiromani Akali Dal	45256	40%	DEEPINDER SINGH	Indian National Congress	68871	39%	1921	1.57%
108.	Batala	123414	LAKHBIR SINGH LODHINANGAL	Shiromani Akali Dal	42517	37%	HARIJOT	Aam Aadmi Party	43363	35%	1893	1.53%
109.	Moga	145463	HARIJOT KAMAL SINGH	Indian National Congress	52357	36%	RAMESH GROVER	Aam Aadmi Party	50593	35%	1764	1.21%
110.	Garhshankar	125658	JAI KRISHAN	Aam Aadmi Party	41720	33%	SURINDER SINGH HEER	Shiromani Akali Dal	40070	32%	1650	1.31%

S.No	Constituency	Total votes polled	Winner	Party of the Winner	Total votes polled for the winner	% of Votes by winner	Runners up	Party of the runners up	Total Votes Runner up	% of Votes by Runner up	Margin (Winner-Runner up)	% Margin of Victory
111.	Dirba	145670	HARPAL SINGH CHEEMA	Aam Aadmi Party	46434	32%	AJAIB SINGH RATOLAN	Indian National Congress	44789	31%	1645	1.13%
112.	Ludhiana East	130213	SANJEEV TALWAR	Indian National Congress	43010	33%	DALJIT SINGH GREWAL (BHOLA)	Aam Aadmi Party	41429	32%	1581	1.21%
113.	Budhlada	162244	BUDH RAM	Aam Aadmi Party	52265	32%	RANJIT KAUR BHATTI	Indian National Congress	50989	31%	1276	0.79%
114.	Dera Baba Nanak	140996	SUKHJINDER SINGH RANDHAWA	Indian National Congress	60385	43%	SUCHA SINGH LANGAH	Shiromani Akali Dal	59191	42%	1194	0.85%
115.	Bhucho Mandi	151608	PRITAM SINGH KOTBHAI	Indian National Congress	51605	34%	JAGSIR SINGH	Aam Aadmi Party	50960	34%	645	0.43%
116.	Adampur	116236	PAWAN KUMAR TINU	Shiromani Akali Dal	45229	34%	ASHWANI SEKHRI	Indian National Congress	42032	34%	485	0.42%
117.	Fazilka	143073	DAVINDER SINGH GHUBAYA	Indian National Congress	39276	27%	SURJIT KUMAR JYANI	Bharatiya Janata Party	39011	27%	265	0.19%

Table: Margin of Victory of Winners from Punjab Assembly Elections

Punjab Election Watch

Mr. Jaskirat Singh State Co-ordinator +91-93160-84953 jaskirats@gmail.com	Parvinder Singh Kittna State Co-ordinator +91 9814313162 pavikittna@gmail.com
--	--

Association for Democratic Reforms

Media and Journalist Helpline +91 80103 94248 Email: adr@adrindia.org	Maj. Gen. Anil Verma (Retd.) Head National Election Watch, Association for Democratic Reforms 011 4165 4200 +91 88264 79910 adr@adrindia.org, anilverma@adrindia.org	Prof Jagdeep Chhokar IIM Ahmedabad (Retd.) Founder Member, National Election Watch, Association for Democratic Reforms +91 99996 20944 jchhokar@gmail.com	Prof Trilochan Sastry IIM Bangalore Founder Member, National Election Watch, Association for Democratic Reforms +91 94483 53285 trilochans@iimb.ernet.in
--	--	---	---

DISCLAIMER

All information in this report has been taken from the website of Election Commission of India (<http://eci.nic.in/eci/eci.html>). **ADR does not add or subtract any information, unless the EC changes the data. In particular, no unverified information from any other source is used.** While all efforts have been made to ensure that the information is in keeping with what is available in the ECI website, in case of discrepancy between information in this report and that given in the ECI website, the information available ECI website should be treated as correct. Association for Democratic Reforms, Punjab Election Watch and their volunteers are not responsible or liable for any damage arising directly or indirectly from the publication of this report