

Analysis of Donations from Corporates & Business Houses to National Parties - FY 2012-13 to 2015-16

(Known donations above Rs 20,000 only)

A REPORT BY

ASSOCIATION FOR DEMOCRATIC REFORMS

Association for Democratic Reforms,
T- 95, C.L. House, II Floor, Gautam Nagar,
Near Gulmohar Commercial Complex,
New Delhi – 110049
Tel: 011 4165 4200

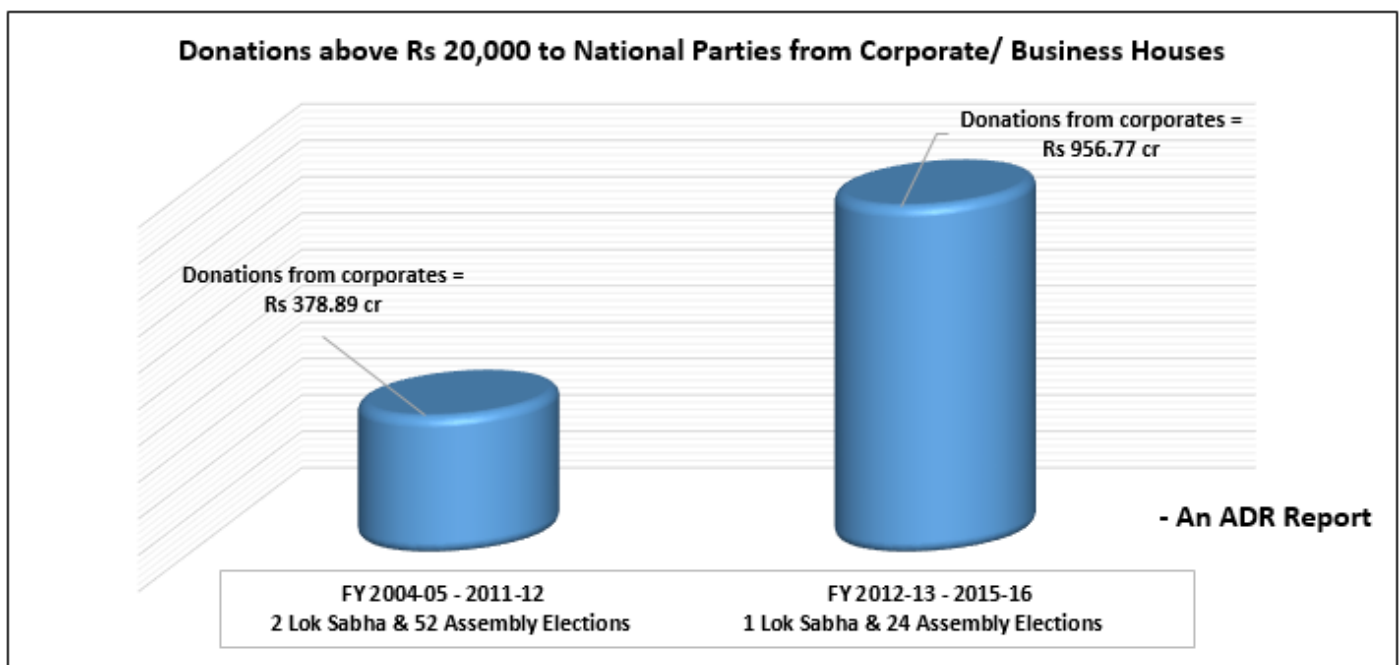
Table of Contents

Analysis of Donations from Corporates & Business Houses to National Parties - FY 2012-13 to 2015-16.....	1
Introduction	3
Executive Summary.....	5
Recommendations of ADR.....	9
Detailed Analysis.....	10
1. Total donations to National Parties.....	10
2. Year-wise corporate donations to National Parties	10
3. Number of corporate donors and their contributions	11
4. Top corporate donors to National Parties	12
5. Categorization of donors based on their type of businesses.....	13
6. Sectors with top donations to National Parties – Year-wise.....	15
7. Donations without PAN, address or details of mode of payments	17
8. Unsegregated donations.....	18
Details of Top Donors of BJP - FY 2012-13 and 2015-16	19
Details of Top donors of INC - FY 2012-13 and 2015-16	26
Details of Top donors of NCP - FY 2012-13 and 2015-16	30
Details of Top donors of CPM - FY 2012-13 and 2015-16.....	32
Details of Top donors of CPI - FY 2012-13 and 2015-16	33
Disclaimer	34
Contact Details.....	34
Annexure – 1 - Groups of Companies which Donated to National Parties	35
Annexure – 2 – Electoral Trusts which Donated to National Parties	36
Satya Electoral Trust.....	36
General Electoral Trust.....	38
Progressive Electoral Trust	39
Jan Pragati Electoral Trust	39
Triumph Electoral Trust	39

Introduction

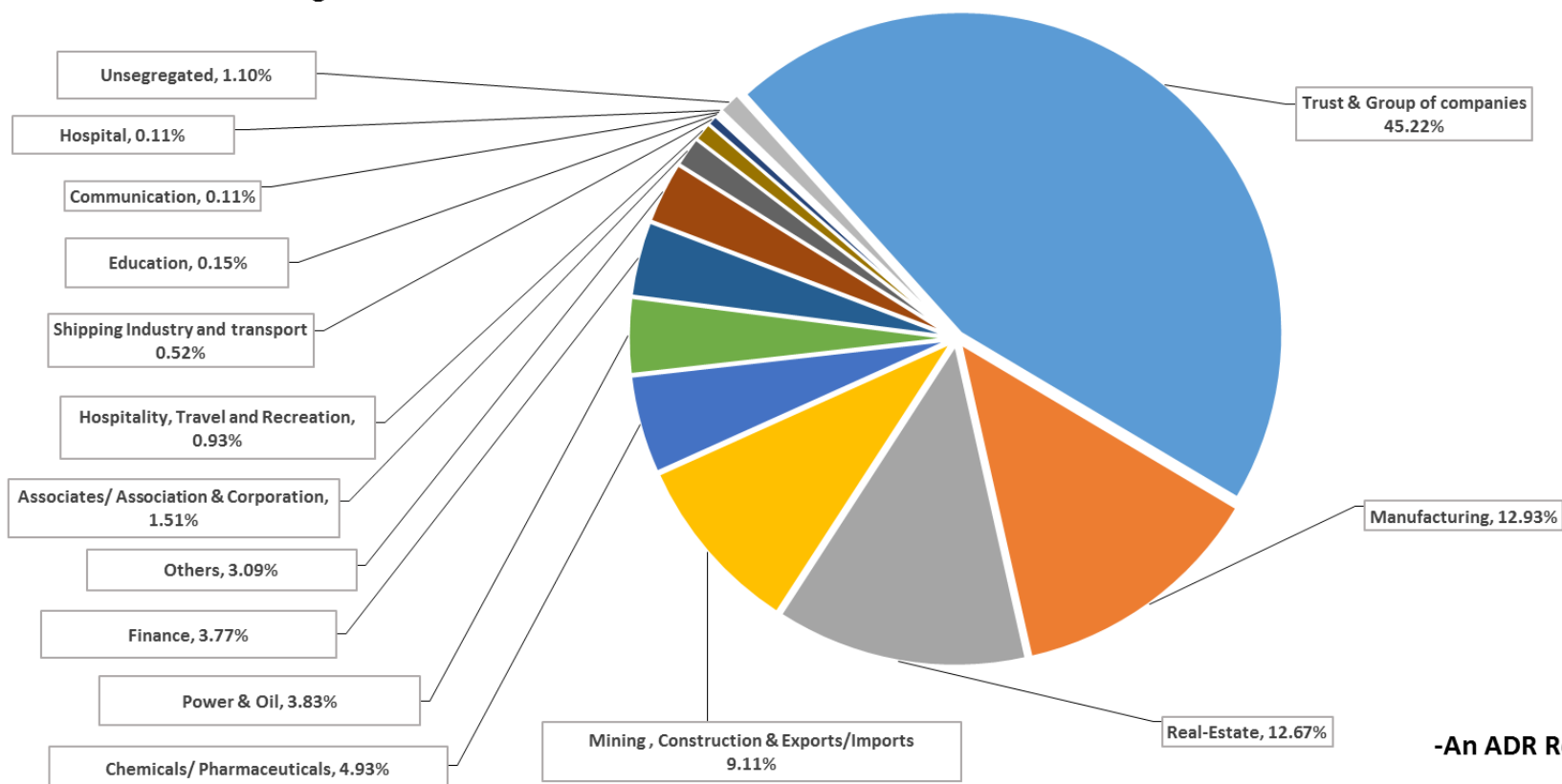
Political parties are required to submit details of donors who have made donations above Rs 20,000 in a financial year (between 1st April and 31st March) to the Election Commission of India, every year. Parties provide details of the name, address, PAN, mode of payment and amount contributed by each donor who has made donation above Rs 20,000 in their submission.

- Association for Democratic Reforms (ADR), in its [earlier report dated 8th January, 2014](#), specified that **various sectors of business houses** in 8 years, **between FY 2004-05 & 2011-12**, donated a total of **Rs 378.89 cr** to National Parties, **constituting 87% of the total contribution** from **known sources** of political parties.
- This report analyses the **donations from corporates to National Parties** between **FY 2012-13 and 2015-16**.
- Political parties considered for the report are **BJP, INC, NCP, CPI and CPM**. Though a National party, **BSP** has **not been considered** for analysis in this report as the party has declared that it received **no voluntary contributions** above Rs 20,000 from any donor **between FY 2012-13 and 2015-16**.
- It is seen from the analysis that **various sectors of business houses**, in 4 years, donated a total of **Rs 956.77 cr**, **constituting 89% of the total contribution** to political parties from **known sources**.



Graph: Comparison of corporate donations to National Parties between FY 2004-05 -2011-12 and FY 2012-13 – 2015-16

Percentage share of donations from various business sectors to National Parties: FY 2012-13 to 2015-16



-An ADR Report

Graph: Percentage share of donations from various business houses to National Parties, between FY 2012-13 and 2015-16

Executive Summary

1. Donations from corporate/ business houses

- Out of the 5 National Parties, **BJP received the maximum donations of Rs 705.81 cr from 2987 corporate donors** followed by **INC** which received a total contribution of **Rs 198.16 cr from 167 corporate donors**.
- Between FY 2012-13 and 2015-16, **BJP's and INC's voluntary contributions above Rs 20,000 from corporate/business houses is 92% and 85% respectively.**
- CPI and CPM** have the lowest share of corporate donations at **4%** and **17%** respectively.

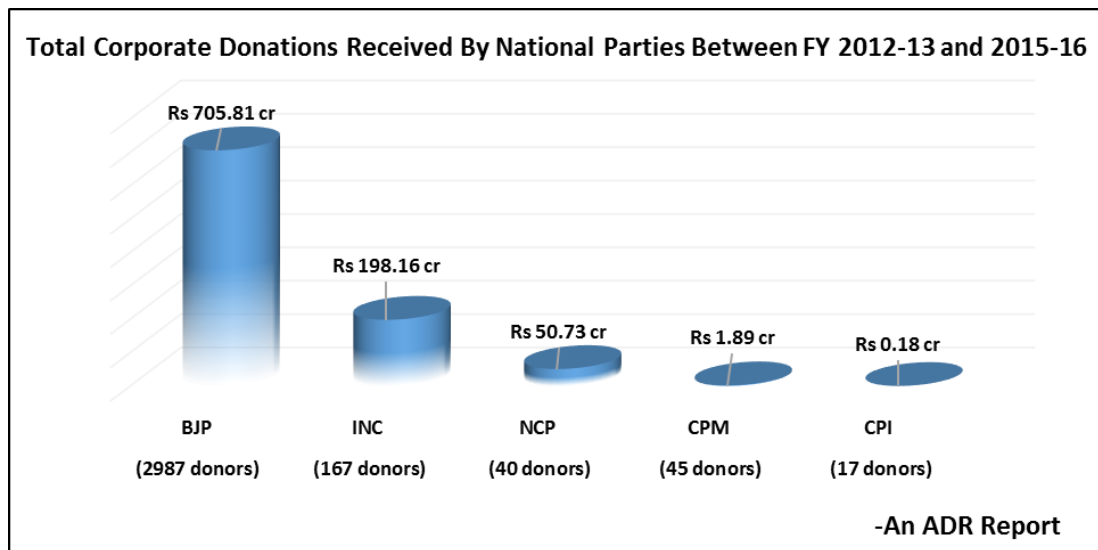
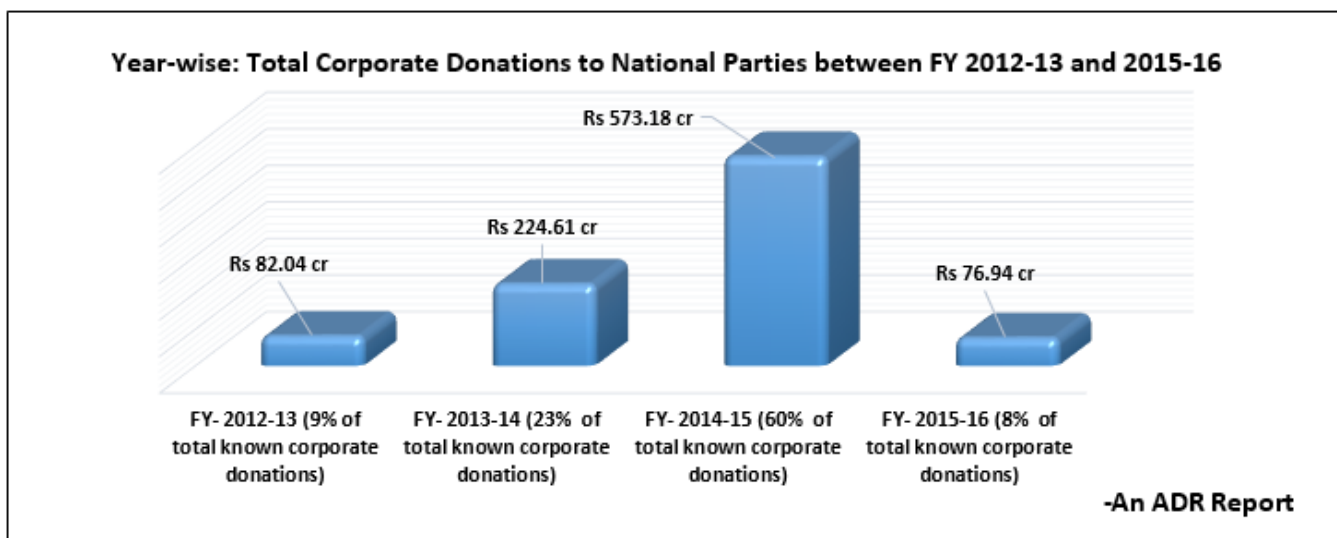


Table: Share of donations from corporate/business houses in total donations to national parties between FY 2012-13 to 2015-16

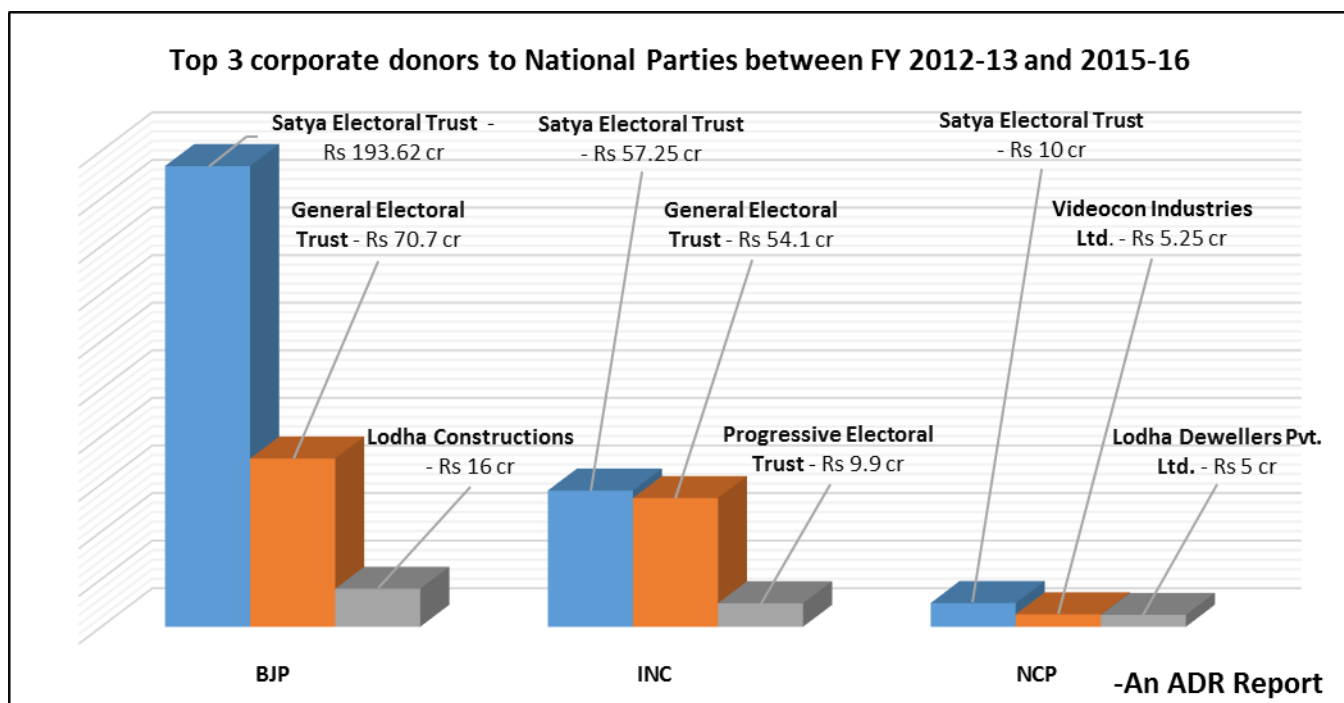
2. Year-wise corporate donations to National Parties

- National parties have **received the maximum corporate donations in the FY 2014-15, during which Lok Sabha elections were held.**
- Corporate donations received in FY 2014-15 alone forms **60% of the total corporate donations** received between FY 2012-13 and 2015-16.
- Donations from corporates to National Parties **reduced by 86.58% between FY 2014-15 and 2015-16.**



3. Top corporate donors to National Parties

- Despite not donating during FY 2012-13, **Satya Electoral Trust** was the top donor to **three of the National Parties**, between FY 2012-13 and 2015-16. The Trust donated a **total of 35 number of times** in 3 years, amounting to **Rs 260.87 cr**.
- BJP** declared receiving **Rs 193.62 cr** while **INC** was the recipient of **Rs 57.25 cr** of funds from the Trust. **NCP** received **Rs 10 cr** from Satya Electoral Trust during the same period.
- General Electoral Trust**, which was **formed before** the Electoral Trust Scheme was **launched by the Government** in 2013, was the **second highest corporate donor** to **BJP** and **INC**. Between FY 2012-13 & 2015-16, the Trust donated **Rs 70.7 cr** and **Rs 54.1 cr** to the two National Parties, respectively.
- CPI and CPM**: The top donors to the Communist parties were 'Associations' or 'Unions'. **CPI** received a total of **Rs 14.64 lakhs** from 15 different associations/ unions while **CPM** received a total of Rs 1.09 cr from 7 different associations.



Categorization of donors based on their type of businesses:

- The contributions from corporate/ business houses have been divided into 14 sectors **by ADR and does not form a part of the submission made by parties to ECI**. The sectors include Trusts & Group of companies, Manufacturing, oil & power, mining, construction, exports/imports, real estate among others.
- A total of **Rs 956.77 cr** was donated by all the **corporate/ business houses** to the 5 National Parties between **FY 2012-13 and 2015-16**.
- Business interests of individual group of companies who have donated to National Parties is provided in Annexure-1.
- Donations from **Electoral Trusts** to National Parties between FY 2012-13 & 2015-16 is given in Annexure – 2.
- Categorization of various corporate/ business houses for the purpose of this analysis is listed in the table below:

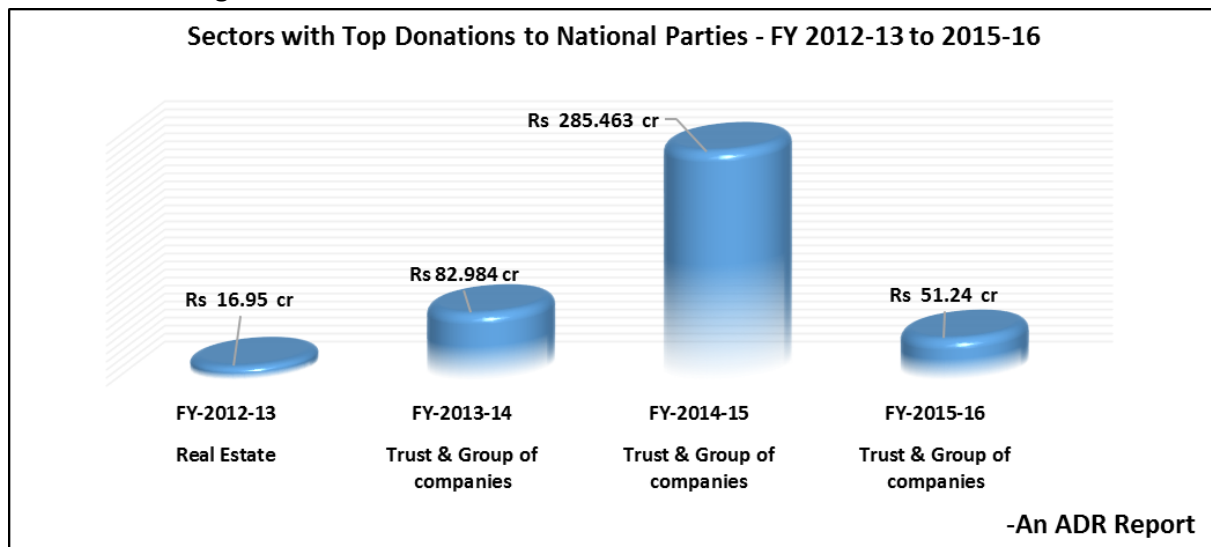
S. No.	Sector	Donors considered under this category	Total donations made
1	Trust & Group of companies	Electoral trusts, charitable trusts, education trusts, foundations, Public and Political Awareness trust, centenary fund, group of companies*	Rs 432.65 cr
2	Manufacturing	Distilleries, steel, engineering, cement, sugar mills, food production houses, metal, ceramics, tea, fabrics, textile manufacturing, FMCG	Rs 123.67 cr
3	Real Estate	Builders, real-estate agencies, Properties, Project	Rs 121.23 cr
4	Mining, construction, exports/ imports	Mining of iron ore, coal, infrastructure, export/ imports of minerals, quarry & stone crushers, textiles dyeing & printing,, diamonds, food items, handicrafts, diamond dealers, contractors	Rs 87.2 cr
5	Chemicals/ Pharmaceuticals	Pharmaceuticals, chemical manufacturing units for electronics, coatings, water and energy, laboratories, waste processing, water treatment	Rs 47.2 cr
6	Power & Oil	Power generation and distribution companies, power plants, oil & gas industries	Rs 36.67 cr
7	Finance	Stocks/ share brokers, bank, finance consultants, lottery agencies, securities, investments and trading companies, financiers, accounting, Chartered Accountants, Bank, commodity brokers	Rs 36.1 cr
8	Others	IT, suppliers, agencies, leasing companies, fruits/ vegetables merchants, jewellers, traders, suppliers, dealers, Service providers, wholesalers, retailers, Business Parks, Shopping Mall, Cold Storage, rent & repair	Rs 29.6 cr
9	Associate/ associations, corporation	Consultancy services, corporations, organizations, builders' association, housing corporations, detectives, security & intelligence services, traders' association, trade unions, Philanthropy/Charity, NGO, Project Management	Rs 14.45 cr
10	Hospitality, Travels and Recreation	Hotels, club/ resorts, decorators, taxi owners, travel agencies, cruise companies, Restaurants, Amusement Parks, Event Management, entertainment, gym	Rs 8.91 cr
11	Shipping Industry and transport	Port, shipping companies, freight services, courier companies, toll-ways, packers and movers, transportation business houses, logistics, aviation, motor dealers	Rs 5.01 cr
12	Education	Educational institutes, colleges and schools, coaching centres, publishing	Rs 1.46 cr
13	Communication	Telecom houses, cable networks, advertising, marketing, publicity, tele-services, media	Rs 1.08 cr
14	Hospitals	Hospitals, diagnostic centres, nursing homes, hospital and research centres, medical imaging, hospital management	Rs 1.06 cr
15	Unsegregated	No details are available online or no clarity regarding their category	Rs 10.48 cr
Total donation made by corporate and business houses			Rs 956.77 cr

Table: Details of donors considered under various categories along with the total donation made under each category

* - Various business interests of the groups of companies is provided in Annexure -1

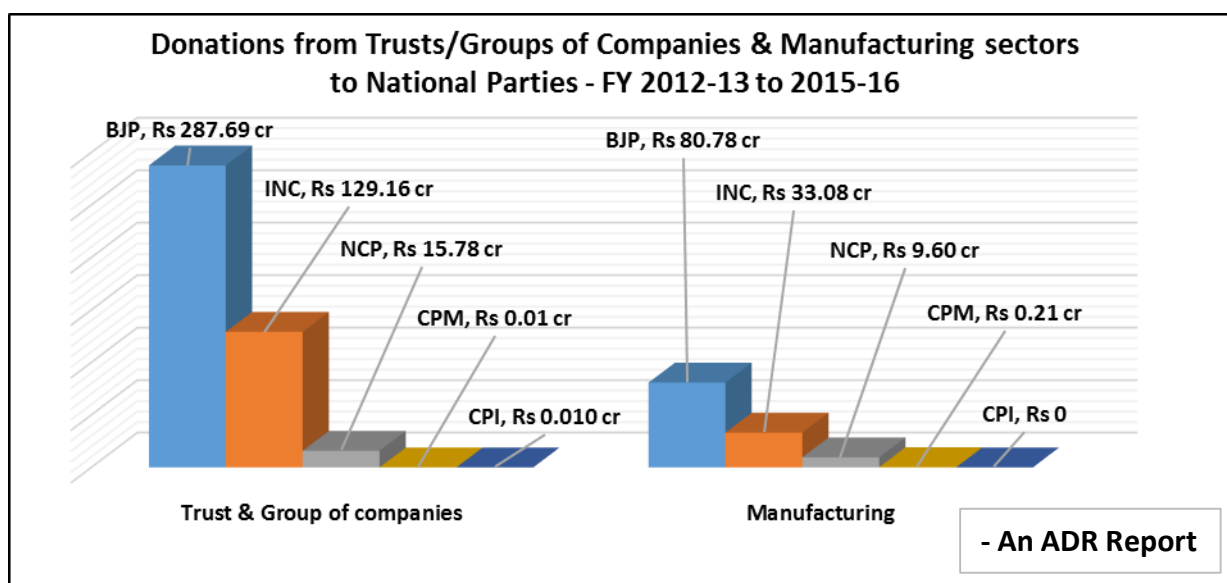
4. Sectors with top donations to National Parties – Year-wise

- The **real-estate sector** was the biggest donor to the National Parties during FY 2012-13, contributing a total amount of **Rs 16.95 cr** to the parties. **BJP** received the **highest** contribution of **Rs 15.96 cr** followed by **INC** with **Rs 95 lakhs** and **CPM** with **Rs 4 lakhs**.
- Trusts and Groups of Companies** with varied interests in mining, real-estate, power, newspapers etc., **donated** the **highest amount** of **Rs 419.69 cr**, between FY 2013-14 to 2015-16, to the National Parties.
- Between FY 2012-13 & 2015-16, **manufacturing sector** was the second highest overall contributor, **contributing** a total of **Rs 123.67 cr** to the 5 National Parties.




5. Political parties which received maximum contributions from various sectors:

- BJP, INC and NCP**, all three received the maximum contributions from **Trusts & Group of companies**. **BJP** received the highest, **Rs 287.69 cr** from Trusts & Group of companies, followed by **INC** with **Rs 129.16 cr** and **NCP** with **Rs 15.78 cr**.
- BJP** received the **highest donations** from all 14 sectors including **Real-estate** (Rs 105.20 cr), **Mining, construction, exports/ imports** (Rs 83.56 cr), **Chemicals/ Pharmaceuticals** (Rs 31.94 cr) etc.



6. **Donations without PAN details and address:**

- A total of **1933 donations** through which national parties received **Rs 384.04 cr** do not have **PAN** details in the contribution form.
- National parties have received **Rs 355.08 cr** from **1546 donations** which **do not have address** details in the contribution form.
- 99% of such donations** without PAN and address details worth **Rs 159.59 cr** belong to the **BJP**.
- Between FY 2012-13 & 2015-16, BJP, INC, CPI & CPM collected Rs 18.38 lakhs by cash from 21 corporate donors/ associations & unions of which 16 donations were accepted without PAN details (Rs 15.81 lakhs).



7. **Unsegregated donations:**

- Political parties reported receiving **262 donations** worth **Rs 10.48 cr** from such corporate entities who have **zero internet presence** or if they do there is **ambiguity about the nature of their work**.
- Contact details of most of these companies were unavailable in cases where they were visible online.

Recommendations of ADR

- The **Supreme Court** gave a judgment on 13-09-2013, declaring that no part of a candidate affidavit should be left blank. Similarly, **no part of the Form 24A** submitted by political parties providing details of donations above Rs 20,000, **should be blank**.
- All donors who have donated a **minimum of Rs 20,000** as a single or multiple donations should **provide their PAN** details.
- Date** on which the **donation was made** should be recorded by the party and submitted in Form 24A.
- Any party which **does not submit** its donation statement to the ECI on or before 31st Oct should be **heavily penalized** and its income should **not be tax-exempted**.
- A total of **Rs 159.67 cr** was collected by the **National Parties** from **1062 corporate** donors **without** obtaining their **PAN and Address details**. Such incomplete contributions reports must be **returned to the parties** by the ECI, to **deter** them from providing **incomplete information**.
- Corporates** should make details of their **political contributions** available in **public domain** through their websites (in annual reports or in a dedicated page) for **increasing transparency** in political financing.
- Annual scrutiny** of donations reports of **National, Regional and unrecognized** parties should be initiated by a dedicated department of the **CBDT**, to **discourage** donations from **shell companies or illegal entities**.

Detailed Analysis

1. Total donations to National Parties

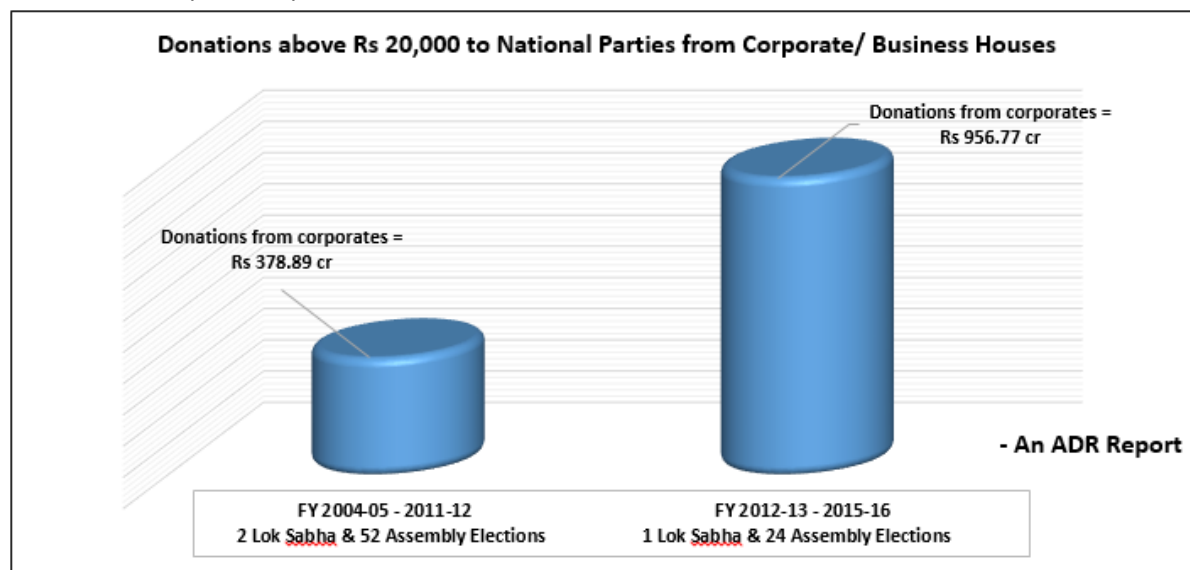
- Between FY 2012-13 and 2015-16, the 5 National Parties received a total of **Rs 1,070.68 cr** via voluntary contributions **above Rs 20,000** out of which **89% of Rs 956.77 cr** was from **corporates/ business houses**.
- BJP** received the maximum donations of **Rs 705.81 cr** which forms **92%** of the total donations to the party above Rs 20,000 between FY 2012-13 and 2015-16.
- INC** declared a donation of **Rs 198.16 cr** from various corporate and business houses which forms **85%** of the total donations to the party above Rs 20,000.
- CPI received the least** amount of donations from the corporate sector, receiving a total of only **Rs 18 lakhs from 17 donors** (4% of total donations). It is to be noted that the majority of donors to CPI were 'Associations' or 'Unions'. CPI received a total of **Rs 14.64 lakhs** from 15 different associations/ unions while **CPM** received a total voluntary contribution of **Rs 1.09 cr from 7 associations/ unions**.
- BSP** has stated that the party received no donations above Rs 20,000 from any donor between FY 2012-13 and 2015-16.

FY 2012-13 to 2015-16			
Party	Total Donations (Rs in cr) (A)	Donations from Corporates (Rs in cr) (B)	% of Share (B/A*100)
BJP	768.25	705.81	92%
INC	233.18	198.16	85%
NCP	53.6	50.73	95%
CPM	11.14	1.89	17%
CPI	4.51	0.18	4%
Total	Rs 1,070.68 cr	Rs 956.77 cr	89%

Table: Share of corporate donations above Rs 20,000 in total known donations declared by National Parties, FY 2012-13 to 2015-16

2. Year-wise corporate donations to National Parties

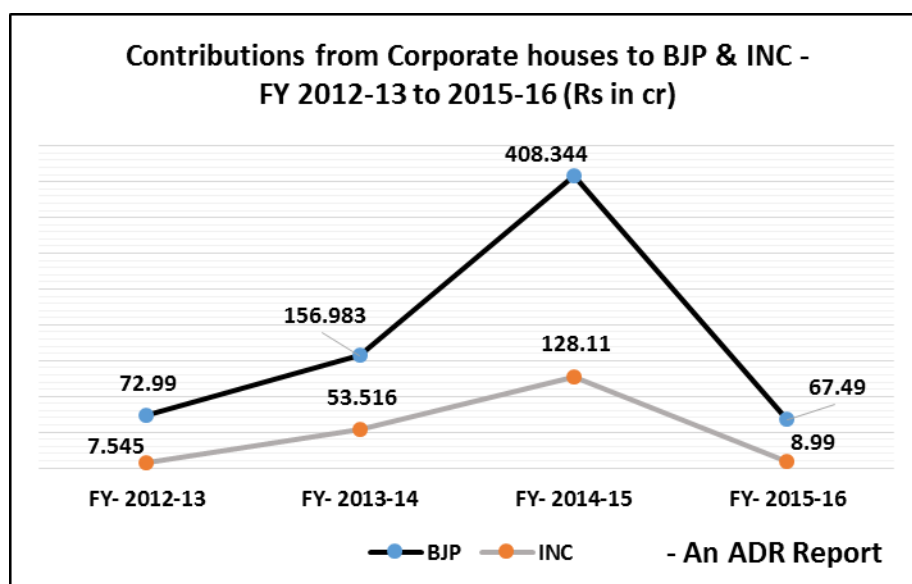
- ADR, in its [earlier report dated 8th January, 2014](#), specified that **various sectors of business houses** in 8 years, **between FY 2004-05 & 2011-12**, donated a total of **Rs 378.89 cr** to National Parties, **constituting 87% of the total contribution** from **known sources** of political parties.
- It is observed from this analysis that **various sectors of business houses, in 4 years** between FY 2012-13 & 2015-16, **donated a total of Rs 956.77 cr, constituting 89% of the total contribution** from **known sources** of political parties.



- c) National parties have **received** the **maximum corporate donations** during **FY 2014-15**.
- d) Corporate donations received in FY 2014-15 alone forms **60% of the total corporate donations** received between FY 2012-13 and 2015-16.
- e) Parties received **Rs 573.18 cr** during this year with **BJP** topping the list with **Rs 408.344 cr** from corporate donors.
- f) Donations from corporates to National Parties **reduced by 86.58%** between **FY 2014-15 and 2015-16**.
- g) Between FY 2012-13 & 2015-16, **NCP** was the only National Party to declare **NIL** corporate donations (during FY 2012-13) as it received donations above Rs 20,000 only from individuals during that year.

Total Corporate Donations to National Parties between FY 2012-13 and 2015-16 (Rs in cr)					
Political Party	FY- 2012-13	FY- 2013-14	FY- 2014-15	FY- 2015-16	Grand Total
BJP	72.99	156.983	408.344	67.49	Rs 705.81 cr
INC	7.545	53.516	128.11	8.99	Rs 198.16 cr
NCP	0	14.00	36.47	0.26	Rs 50.73 cr
CPM	1.46	0.08	0.235	0.117	Rs 1.89 cr
CPI	0.042	0.03	0.024	0.083	Rs 0.18 cr
Grand Total	Rs 82.04 cr	Rs 224.61 cr	Rs 573.18 cr	Rs 76.94 cr	Rs 956.77 cr

Table: Total Corporate Donations to National Parties between FY 2012-13 and 2015-16



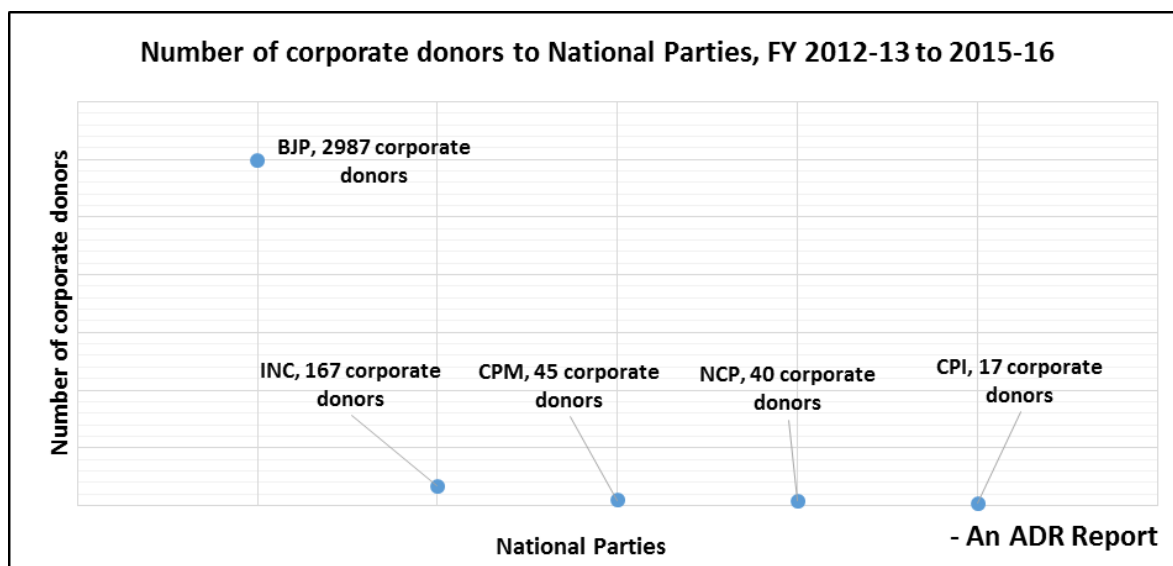
Graph: Contributions from corporate houses to BJP & INC – FY 2012-13 to 2015-16

3. Number of corporate donors and their contributions

- a) Between FY 2012-13 and 2015-16, a total of **3256 corporate donors** contributed **Rs 956.77 cr** to the National Parties, according to the contributions reports of the National Parties.
- b) Total number of **corporate donors to BJP** (2987 donors) was more than **11 times** the number of **corporate donors** to other national Parties, **combined** (269 donors).
- c) **BJP** declared receiving **almost three times** the total corporate donations received by rest of the 4 National Parties combined during this period.

Corporate/ business sector	National Parties					Total
	BJP	INC	NCP	CPM	CPI	
Number of donors from corporate/ business sector	2987	167	40	45	17	3256 donors
Total amount received from Corporate/ business sector (Rs. in cr)	705.81	198.16	50.73	1.89	0.18	Rs 956.77 cr

Table: Voluntary contributions from corporates/ business houses to national parties between FY 2012-13 and 2015-16

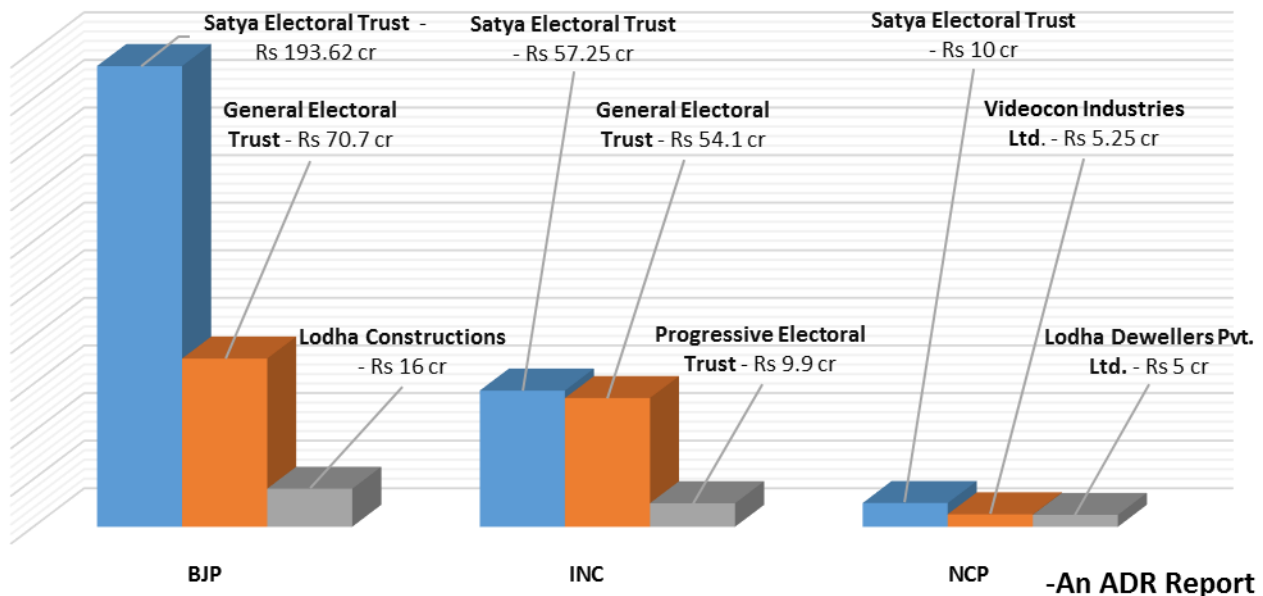


Graph: Number of corporate donors to National Parties between FY 2012-13 and 2015-16

4. Top corporate donors to National Parties

- Despite not donating during FY 2012-13, **Satya Electoral Trust** was the top donor to **three of the National Parties**, between FY 2012-13 and 2015-16. The Trust donated a **total of 35 number of times** in 3 years, amounting to **Rs 260.87 cr**.
- BJP** declared receiving **Rs 193.62 cr** in **23 donations** while **INC** was the recipient of **Rs 57.25 cr** of funds in **9 donations** from Satya Electoral Trust. **NCP** received **Rs 10 cr** in **3 donations** from the Trust during the same period.
- General Electoral Trust**, which was **formed before** the Electoral Scheme was **launched by the Government** in 2013, was the **second highest corporate donor** to **BJP and INC**, donating a total of 14 times. Between FY 2012-13 & 2015-16, the Trust donated **Rs 70.7 cr** via 9 donations and **Rs 54.1 cr** in 5 donations to the two National Parties, respectively.
- CPI and CPM:** The top donors to the Communist parties were 'Associations' or 'Unions'. **CPI** received a total of **Rs 14.64 lakhs** from **15** different associations/ unions while **CPM** received a total of **Rs 1.09 cr** from **7** different associations.

Top 3 corporate donors to National Parties between FY 2012-13 and 2015-16



Graph: Top 3 corporate donors to National Parties – FY 2012-13 to 2015-16

5. Categorization of donors based on their type of businesses

- The contributions from corporate/ business houses have been divided into 14 sectors **by ADR and does not form a part of the submission made by parties to ECI**. The sectors include Trusts & Group of companies, manufacturing, oil & power, mining, construction, exports/imports, real estate among others.
- A total of **Rs 956.77 cr** was donated by all the **corporate/ business houses** to the 5 National Parties between **FY 2012-13 and 2015-16**.
- Business interests of individual group of companies who have donated to National Parties is provided in Annexure-1.
- Categorization of various corporate/ business houses for the purpose of this analysis is listed in the table below:

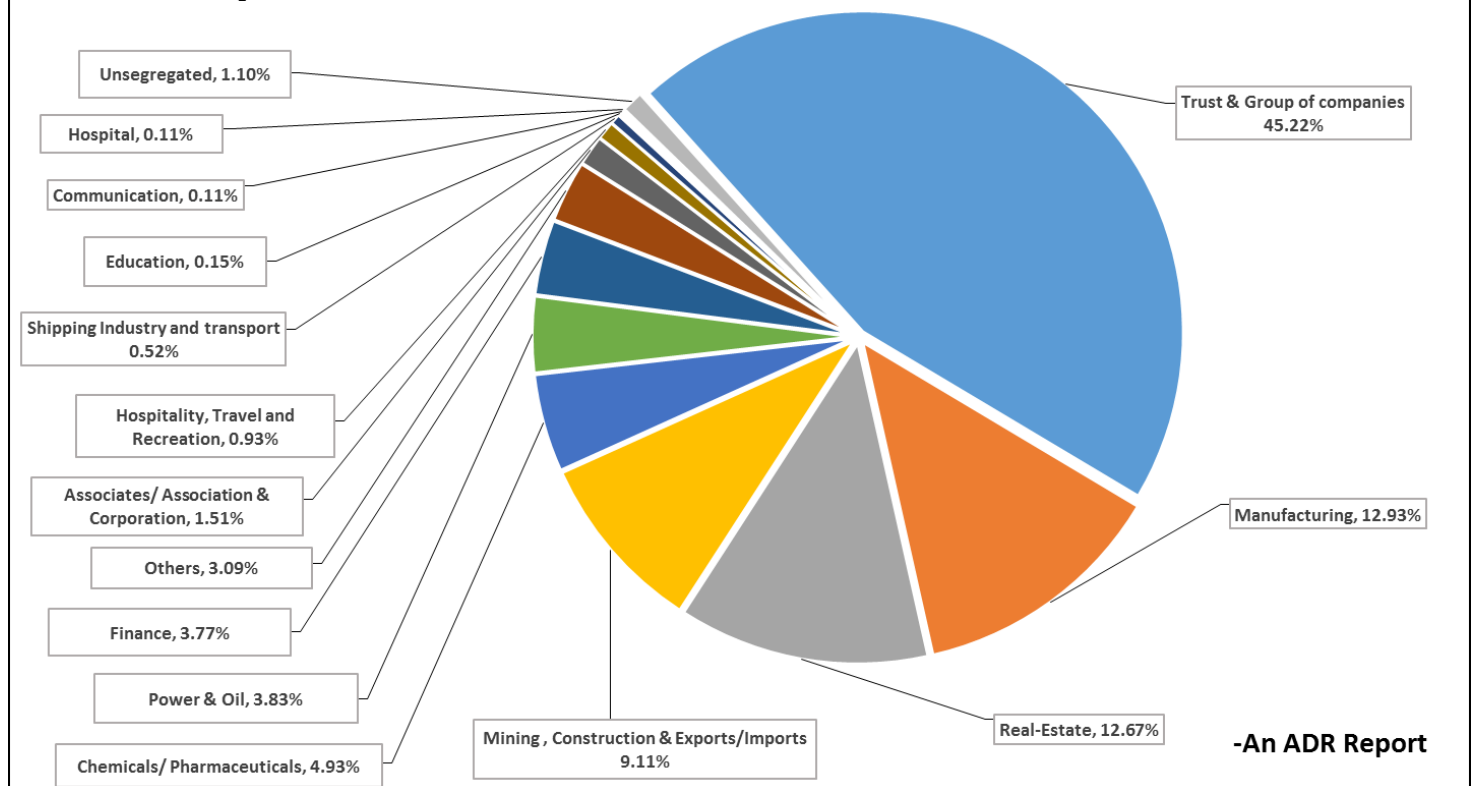
S. No.	Sector	Donors considered under this category	Total donations made
1	Trust & Group of companies	Electoral trusts, charitable trusts, education trusts, foundations, Public and Political Awareness trust, centenary fund, group of companies*	Rs 432.65 cr
2	Manufacturing	Distilleries, steel, engineering, cement, sugar mills, food production houses, metal, ceramics, tea, fabrics, textile manufacturing, FMCG	Rs 123.67 cr
3	Real Estate	Builders, real-estate agencies, Properties, Project	Rs 121.23 cr
4	Mining, construction, exports/ imports	Mining of iron ore, coal, infrastructure, export/ imports of minerals, quarry & stone crushers, textiles dyeing & printing,, diamonds, food items, handicrafts, diamond dealers, contractors	Rs 87.2 cr
5	Chemicals/ Pharmaceuticals	Pharmaceuticals, chemical manufacturing units for electronics, coatings, water and energy, laboratories, waste processing, water treatment	Rs 47.2 cr
6	Power & Oil	Power generation and distribution companies, power plants, oil & gas industries	Rs 36.67 cr

S. No.	Sector	Donors considered under this category	Total donations made
7	Finance	Stocks/ share brokers, bank, finance consultants, lottery agencies, securities, investments and trading companies, financiers, accounting, Chartered Accountants, Bank, commodity brokers	Rs 36.1 cr
8	Others	IT, suppliers, agencies, leasing companies, fruits/ vegetables merchants, jewellers, traders, suppliers, dealers, Service providers, wholesalers, retailers, Business Parks, Shopping Mall, Cold Storage, rent & repair	Rs 29.6 cr
9	Associate/ associations, corporation	Consultancy services, corporations, organizations, builders' association, housing corporations, detectives, security & intelligence services, traders' association, trade unions, Philanthropy/Charity, NGO, Project Management	Rs 14.45 cr
10	Hospitality, Travels and Recreation	Hotels, club/ resorts, decorators, taxi owners, travel agencies, cruise companies, Restaurants, Amusement Parks, Event Management, entertainment, gym	Rs 8.91 cr
11	Shipping Industry and transport	Port, shipping companies, freight services, courier companies, toll-ways, packers and movers, transportation business houses, logistics, aviation, motor dealers	Rs 5.01 cr
12	Education	Educational institutes, colleges and schools, coaching centres, publishing	Rs 1.46 cr
13	Communication	Telecom houses, cable networks, advertising, marketing, publicity, tele-services, media	Rs 1.08 cr
14	Hospitals	Hospitals, diagnostic centres, nursing homes, hospital and research centres, medical imaging, hospital management	Rs 1.06 cr
15	Unsegregated	No details are available online or no clarity regarding their category	Rs 10.48 cr
Total donation made by corporate and business houses			Rs 956.77 cr

Table: Details of donors considered under various categories along with the total donation made under each category

* - Various business interests of the groups of companies is provided in Annexure -1

Percentage share of donations from various business sectors to National Parties: FY 2012-13 to 2015-16

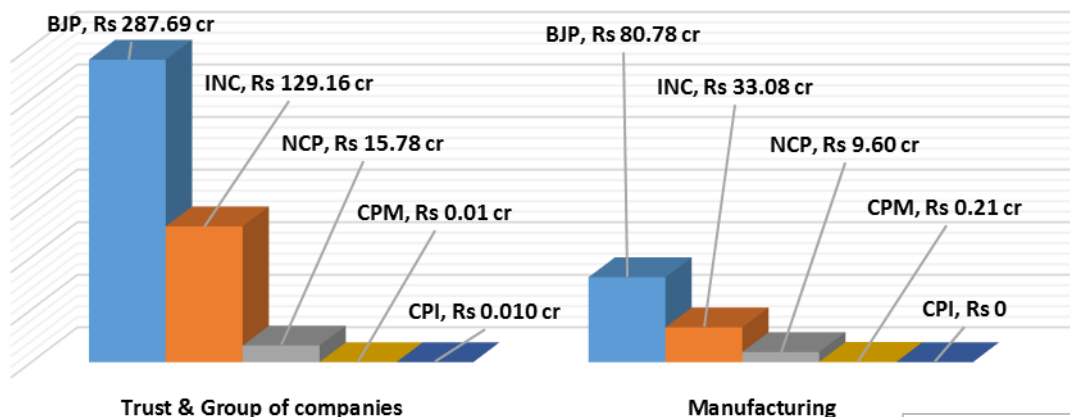


Graph: Percentage share of donations from various business houses to National Parties, between FY 2012-13 and 2015-16

6. Sectors with top donations to National Parties – Year-wise

- Between FY 2012-13 & 2015-16, **Trust & group of companies** donated the maximum amount of **Rs 432.65 cr** followed by **manufacturing sector** which was the second highest overall contributor, **contributing** a total of **Rs 123.67 cr** to the 5 National Parties.
- Trusts and groups of companies** with varied interests in mining, real-estate, power, newspapers etc., **donated the highest amount of Rs 419.69 cr**, between FY 2013-14 to 2015-16, to the National Parties.
- BJP, INC and NCP**, all three received the maximum contributions from **Trusts & Group of companies**. **BJP** received the highest, **Rs 287.69 cr** from Trusts & Group of companies, followed by **INC** with **Rs 129.16 cr** and **NCP** with **Rs 15.78 cr**.
- The **real-estate sector** was the biggest donor to the National Parties during FY 2012-13, contributing a total amount of **Rs 16.95 cr** to the parties. **BJP** received the **highest** contribution of **Rs 15.96 cr** followed by **INC** with **Rs 95 lakhs** and **CPM** with **Rs 4 lakhs**.
- Real-estate sector** contributed a total of **Rs 121.23 cr** followed by the **Mining/Construction/Exports/Imports sector** which donated **Rs 87.19 cr**.
- BJP** received the **highest donations** from all 14 sectors including **Real-estate** (Rs 105.20 cr), **Mining, construction, exports/ imports** (Rs 83.56 cr), **Chemicals/ Pharmaceuticals** (Rs 31.94 cr) etc.

Donations from Trusts/Groups of Companies & Manufacturing sectors to National Parties - FY 2012-13 to 2015-16



- An ADR Report

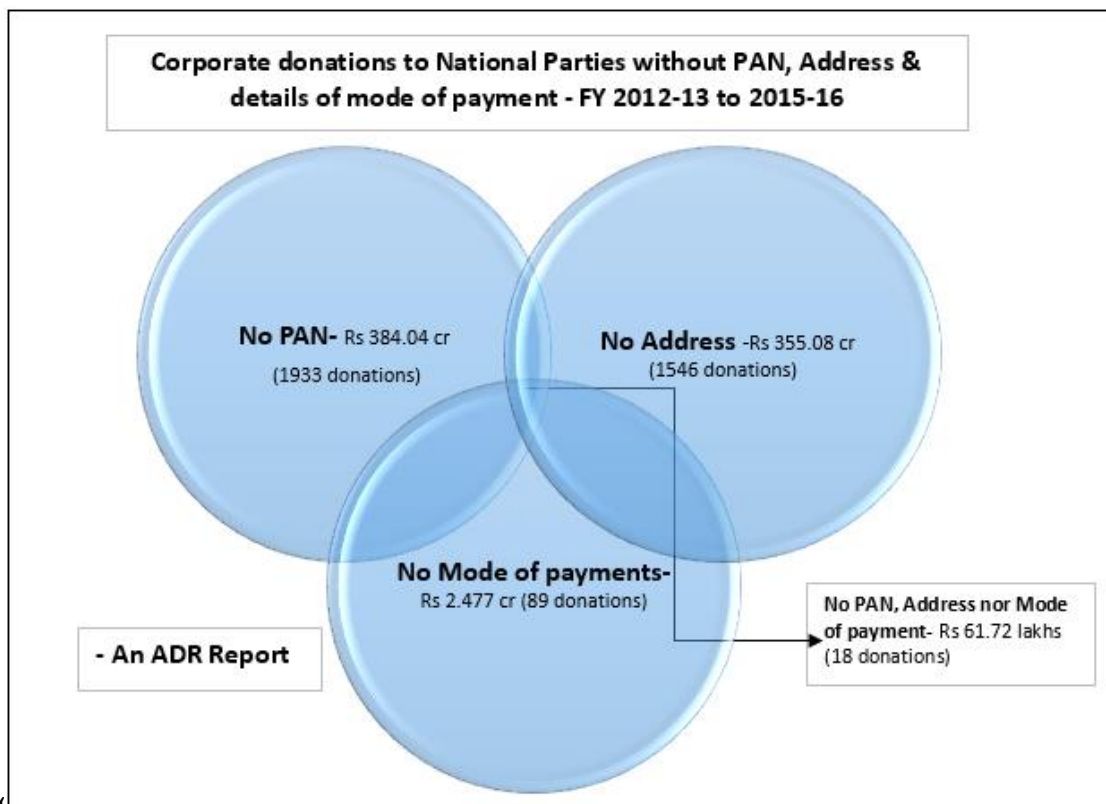
Graph: Donations from top 2 corporate donors to National Parties – FY 2012-13 to 2015-16

Corporate Sector	Donations to National Parties (Rs in cr)					Total Donations (sector-wise)
	BJP	INC	NCP	CPM	CPI	
Trust & Group of companies	287.69	129.16	15.78	0.01	0.010	Rs 432.65 cr
Manufacturing	80.78	33.08	9.60	0.21	0.00	Rs 123.67 cr
Real-Estate	105.20	6.46	9.51	0.06	0.00	Rs 121.23 cr
Mining, Construction & Exports/Imports	83.566	0.74	2.85	0.04	0.00	Rs 87.2 cr
Chemicals/ Pharmaceuticals	31.94	8.645	6.45	0.15	0.005	Rs 47.2 cr
Power & Oil	29.86	5.81	1.00	0.00	0.00	Rs 36.67 cr
Finance	30.60	3.45	2.00	0.05	0.00	Rs 36.10 cr
Others	27.01	1.16	1.29	0.14	0.00	Rs 29.60 cr
Associates/ Association & Corporation	7.85	5.21	0.15	1.09	0.15	Rs 14.45 cr
Hospitality, Travel and Recreation	4.63	2.21	2.00	0.07	0.00	Rs 8.91 cr
Shipping Industry and transport	4.59	0.41	0.00	0.015	0.00	Rs 5.01 cr
Education	1.14	0.31	0.00	0.00	0.014	Rs 1.46 cr
Communication	0.73	0.25	0.10	0.00	0.00	Rs 1.08 cr
Hospitals	0.54	0.46	0.00	0.06	0.00	Rs 1.06 cr
Unsegregated	9.67	0.81	0.00	0.00	0.00	Rs 10.48 cr
Total Donation	Rs 705.81 cr	Rs 198.16 cr	Rs 50.73 cr	Rs 1.89 cr	Rs 0.18 cr	Rs 956.77 cr

Table: Party-wise donations by corporates/ business houses to National Parties between FY 2012-13 and 2015-16

7. Donations without PAN, address or details of mode of payments

- A total of **1933 donations** through which National Parties received **Rs 384.04 cr** do not have **PAN** details in the contribution form.
- National parties have **received Rs 355.08 cr** from **1546 donations** which **do not have address** details in the contribution form.
- In case of 1062 donations through which **Rs 159.67 cr** have been received, there is **neither PAN detail, nor address that is available**.
- 99% of such donations** without PAN and address details worth **Rs 159.59 cr** belong to the **BJP**.
- Mode of payment is either incomplete or undeclared in case for **3821 donations** through which National Parties received **Rs 806.25 cr**.
- Such donations form **84.27%** of the total amount of donations received by corporate/business houses.
- Political Parties have left the 'mode of payment' column **blank in 89 donations** through which the corporate donors contributed **Rs 2.48 cr**.
- Overall, there were a total of **18 donations** declared by National Parties in which there was **absolutely no information** related to **PAN, Address and Mode of payment** of donations. Such contributions amount to **Rs 61.72 lakhs**.

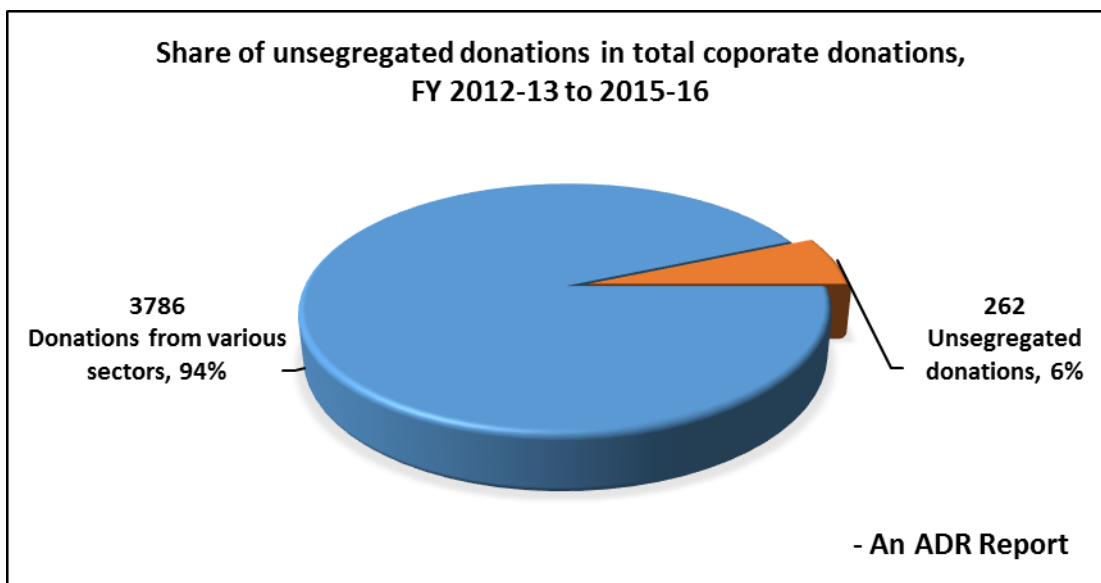


Undeclared and Incomplete Mode of Payment of donation			
S.No	Party	Number of donations	Total amount donated
1	BJP	3613	Rs 660.51 cr
2	INC	153	Rs 139.8 cr
3	NCP	1	Rs 4 cr
4	CPM	43	Rs 1.81 cr
5	CPI	11	Rs 0.13 cr
Grand Total		3821	Rs 806.25 crores

8. Unsegregated donations

- The 5 National Parties reported receiving **262 donations** amounting to **Rs 10.48 cr** from such corporate entities who have **zero internet presence** or if they do there is **ambiguity about the nature of their work**.
- Contact details of most of these companies were unavailable in cases where they were visible online.
- Such contributions have not been segregated into different sectors due to incomplete information.
- BJP has received **92.27%** or **Rs 9.67 cr** of the total **unsegregated donations** while all donors to NCP and CPI were segregated into various sectors.

Unsegregated donations	BJP	INC	NCP	CPM	CPI	Total
Amount contributed	Rs 9.67 cr	Rs 0.81 cr	Rs 0	Rs 0.004	Rs 0	Rs 10.48 cr
Total number of donations	251	10	0	1	0	262 donations



Details of Top Donors of BJP - FY 2012-13 to 2015-16

S. No	Sector	Name	Address	PAN (Yes/No)	Amount of Contribution (in Rs.)	Total Contributions (Rs.)	Mode of Contribution	Financial Year
1	Trust & Group of companies	Satya Electoral Trust	Undeclared Address	Yes	20,00,00,000	1,93,62,20,000	125, HDFC Bank	2014-15
			Undeclared Address	Yes	20,00,00,000		147, HDFC Bank	2014-15
			Undeclared Address	Yes	20,00,00,000		149, HDFC Bank	2014-15
			Undeclared Address	Yes	15,00,00,000		151, HDFC Bank	2014-15
			G-15 Hans Bhawan, 1 Bahadurshah Zafar Marg, New Delhi-110002	Yes	15,00,00,000		000165, HDFC Bank	2015-16
			G-15 Hans Bhawan, 1 Bahadurshah Zafar Marg, New Delhi-110002	Yes	10,00,00,000		000162, HDFC Bank	2015-16
			G-15 Hans Bhawan, 1 Bahadurshah Zafar Marg, New Delhi-110002	Yes	10,00,00,000		000164, HDFC Bank	2015-16
			Undeclared Address	Yes	9,00,00,000		136, HDFC Bank	2014-15
			Undeclared Address	Yes	5,00,00,000		137, HDFC Bank	2014-15
			Undeclared Address	Yes	5,00,00,000		140, HDFC Bank	2014-15
			G-15, Hans Bhawan, 1, Bahadur Shah Zafar Marg, New Delhi-110002	Yes	5,00,00,000		000166, HDFC Bank	2015-16
			Undeclared Address	Yes	4,00,00,000		139, HDFC Bank	2014-15
			Undeclared Address	Yes	3,00,00,000		141, HDFC Bank	2014-15
			G-15 Hans Bhawan, 1 Bahadurshah Zafar Marg, New Delhi-110002	Yes	3,00,00,000		000169, HDFC Bank	2015-16
			Undeclared Address	Yes	2,50,00,000		154, HDFC Bank	2014-15
			G-15 Hans Bhawan, 1 Bahadurshah Zafar Marg, New Delhi-110002	Yes	2,00,00,000		000171, HDFC Bank	2015-16
			G-15, Hans Bhawan, 1 Bahadur Shah Jafar Marg, New Delhi-2	Yes	1,50,00,000		130, HDFC Bank	2014-15
			Undeclared Address	Yes	1,50,00,000		134, HDFC Bank	2014-15
			G-15, Hans Bhawan, 1 Bhadurshah Jafar Marg, New Delhi-110002	Yes	50,00,000		000153, HDFC Bank Kasturba Gandhi Marg, New Delhi Branch	2014-15
			G-15 Hans Bhawan, Bahadurshah Zafar Marg, New Delhi	Yes	25,00,000		000128, HDFC Bank	2014-15

S. No	Sector	Name	Address	PAN (Yes/No)	Amount of Contribution (in Rs.)	Total Contributions (Rs.)	Mode of Contribution	Financial Year
			G-15, Hans Bhawan,1 Bahadur Shah Zafar Marg New Delhi-1110002	Yes	24,07,20,000		115 , HDFC Bank	2013-14
			G-15, Hans Bhawan,1 Bahadur Shah Zafar Marg New Delhi-1110002	Yes	15,30,00,000		107 , HDFC Bank	2013-14
			G-15, Hans Bhawan,1 Bahadur Shah Zafar Marg New Delhi-1110002	Yes	2,00,00,000		111 , HDFC Bank	2013-14
2	Trust & Group of companies	General Electoral Trust	Undeclared Address	No	50,00,00,000	70,70,00,000	9, HDFC Bank	2014-15
			B-4, Aditya Birla Centre, S.K. Ahire Marg, Worli, Mumbai-30	No	5,00,00,000		245, HDFC Bank	2014-15
			Undeclared Address	No	5,00,00,000		000182, HDFC Bank	2014-15
			ESS B-4, Aditya Birla Centre, S. K. Ahire Marg, Worli, Mumbai-400030	No	5,00,00,000		103979, HDFC Bank, Warli Branches	2012-13
			B- 4, Aditya Birla Centre, S.K. Ahire Marg, Worli, Mumbai- 400030	No	2,00,00,000		000183, HDFC Bank, Worli	2014-15
			Mumbai	No	1,50,00,000		203978, HDFC	2012-13
			B-4, Aditya Birla Center, S.K. Ahire Marg, Worli, Mumbai-400030	No	1,00,00,000		000181, HDFC Bank Ltd	2014-15
			Jebliint Life Science Ltd, I-A, Sector 16A, Noida- 201301	Yes	1,00,00,000		428418, Punjab National Bank	2012-13
			B-4, Aditya Birla Centre, S.K. Ahire Marg, Mumbai-400030	Yes	20,00,000		000187, HDFC Bank	2014-15
3	Mining, construction, exports/imports	Lodha Constructions	Undeclared Address	No	5,00,00,000	16,00,00,000	211054, Oriental Bank of Commerce, Borivali West Branch	2014-15
			Dombivali 216, Shah and Nahar Industrial Estate, Dr E. Moses Road, Worli, Mumbai-400018	No	5,00,00,000		211053, Oriental Bank of Commerce, Dombivali East, Mumbai Branch	2014-15
			Dombivali 216, Shah and Nahar Industrial Estate, Dr E. Moses Road, Worli, Mumbai-400018	No	5,00,00,000		211055, Oriental Bank of Commerce, Borivali (W) Branch	2014-15

S. No	Sector	Name	Address	PAN (Yes/No)	Amount of Contribution (in Rs.)	Total Contributions (Rs.)	Mode of Contribution	Financial Year
			Dombivali 216, Shah and Nahar Industrial Estate, Dr. E. Moses Road, Worli Mumbai 400018	No	1,00,00,000		RTGS	2014-15
4	Manufacturing	Modern Road Makers Pvt Ltd	IRB Complex, Chandivli Farm, Chandivli Village Andheri (E), Mumbai-400072	No	2,70,00,000	15,80,00,000	134214, Union Bank of India Powai Br.	2014-15
			IRB Complex, Chandivli Farm, Chandivli Village Andheri (E), Mumbai-400072	No	2,30,00,000		134230, Union Bank of India Powai Br.	2014-15
			IRB Complex, Chandivli Farm, Chandivli Village, Andheri East, Mumbai - 400072	No	8,50,00,000		RTGS	2014-15
			IRB Complex, Chandivil Farm, Chandivil Village Andheri (E), Mumbai-400072	No	2,30,00,000		134230 , Union Bank, Hiranandani Garden Pawai, Mumbai Branch	2013-14
5	Mining, construction, exports/imports	Sterlite Industries India Ltd	Undeclared Address	Yes	4,50,00,000	15,00,00,000	837336 , ICICI Bank	2013-14
			Madurai By Pass Road T V Puram Thoothukudi	Yes	4,00,00,000		837331 , ICICI Bank	2013-14
			Madurai By Pass Road T V Puram Thoothukudi	Yes	3,50,00,000		837332 , ICICI Bank	2013-14
			Undeclared Address	Yes	3,00,00,000		837337 , ICICI Bank	2013-14
6	Oil and power	Torrent Power Ltd	Torrent House Off, Ashram Road Ahmedabad-9	Yes	2,00,00,000	13,62,50,000	704269, HDFC	2012-13
			Torrent House Off Ashram Road Ahmedabad -9	Yes	2,00,00,000		704431, HDFC	2012-13
			Torrent House Off, Ashram Road Ahmedabad-9	Yes	1,50,00,000		704302, HDFC	2012-13
			Torrent House Off Ashram Road Ahmedabad -9	Yes	1,00,00,000		704499, HDFC	2012-13
			Ahmedabad	Yes	7,50,000		704066, HDFC Bank	2012-13
			Torrent House, Off Ashram Road, Ahmedabad-380009	Yes	3,00,00,000		706769, HDFC Bank	2014-15
			Torrent House, Opp Ashram Road, Ahmedabad	Yes	5,00,000		2613, HDFC Bank	2014-15
			Opp. Ashram Road Ahmedabad-380009	Yes	2,00,00,000		706456 , HDFC Bank	2013-14
			Opp. Ashram Road Ahmedabad-380009	Yes	2,00,00,000		706534 , HDFC Bank	2013-14
7	Real Estate	Lodha Dwellers Pvt Ltd	216, Shah & Nahar Industrial Estate, Dr. E. Moses Road Worli Mumbai-400013	Yes	1,00,00,000	13,19,00,000	110989, Kotak Mahindra Bank	2014-15

S. No	Sector	Name	Address	PAN (Yes/No)	Amount of Contribution (in Rs.)	Total Contributions (Rs.)	Mode of Contribution	Financial Year
							Nariman Point Br.	
			Lodha Excelus M.M. Marg Mahalaxmi Mumbai- 400011	Yes	99,00,000		062888, Kotak Mahindra Bank	2012-13
			216, Saha and Nahar Industrial Estate, Dr. E Moses Road, Worli, Mumbai- 400018	Yes	15,00,000		83346 , Kotak Mahindra Bank, Nariman Point Branch	2013-14
			216, Saha and Nahar Industrial Estate, Dr. E Moses Road, Worli, Mumbai- 400018	Yes	15,00,000		82219 , Kotak Mahindra Bank, Nariman Point Branch	2013-14
			216, Saha and Nahar Industrial Estate, Dr. E Moses Road, Worli, Mumbai- 400018	Yes	15,00,000		82220 , Kotak Mahindra Bank, Nariman Point Branch	2013-14
			216, Saha and Nahar Industrial Estate, Dr. E Moses Road, Worli, Mumbai- 400018	Yes	15,00,000		82221 , Kotak Mahindra Bank, Nariman Point Branch	2013-14
			216, Saha and Nahar Industrial Estate, Dr. E Moses Road, Worli, Mumbai- 400018	Yes	15,00,000		82222 , Kotak Mahindra Bank, Nariman Point Branch	2013-14
			216, Saha and Nahar Industrial Estate, Dr. E Moses Road, Worli, Mumbai- 400018	Yes	15,00,000		82223 , Kotak Mahindra Bank, Nariman Point Branch	2013-14
			Lodha Excelus, N.M. Marg, Mahalaxmi, Mumbai- 400011	Yes	99,00,000		93581 , Kotak Mahindra Bank	2013-14
			Lodha Excelus, N.M. Marg, Mahalaxmi, Mumbai- 400011	Yes	99,00,000		93582 , Kotak Mahindra Bank	2013-14
			Lodha Excelus, N.M. Marg, Mahalaxmi, Mumbai- 400011	Yes	99,00,000		93583 , Kotak Mahindra Bank	2013-14

S. No	Sector	Name	Address	PAN (Yes/No)	Amount of Contribution (in Rs.)	Total Contributions (Rs.)	Mode of Contribution	Financial Year
			Lodha Excelus, N.M. Marg, Mahalaxmi, Mumbai-400011	Yes	99,00,000		93584 , Kotak Mahindra Bank	2013-14
			Lodha Excelus, N.M. Marg, Mahalaxmi, Mumbai-400011	Yes	99,00,000		93585 , Kotak Mahindra Bank	2013-14
			Lodha Excelus, N.M. Marg, Mahalaxmi, Mumbai-400011	Yes	5,00,000		93580 , Kotak Mahindra Bank	2013-14
			216, Saha and Nahar Industrial Estate, Dr. E. Moses Road, Worli Mumbai-400018	Yes	50,00,000		001501, Kotak Mahendra Bank Ltd., 5C/11 , Mital Courte Nariman Point Mumbai	2012-13
			216, Saha and Nahar Industrial Estate, Dr. E. Moses Road, Worli Mumbai-400018	Yes	50,00,000		001502, Kotak Mahendra Bank Ltd., 5C/11 , Mital Courte Nariman Point Mumbai	2012-13
			216, Saha and Nahar Industrial Estate, Dr. E. Moses Road, Worli Mumbai-400018	Yes	50,00,000		001503, Kotak Mahendra Bank Ltd., 5C/11 , Mital Courte Nariman Point Mumbai	2012-13
			216, Saha and Nahar Industrial Estate, Dr. E. Moses Road, Worli Mumbai-400018	Yes	50,00,000		001504, Kotak Mahendra Bank Ltd., 5C/11 , Mital Courte Nariman Point Mumbai	2012-13
			216, Saha and Nahar Industrial Estate, Dr. E. Moses Road, Worli Mumbai-400018	Yes	30,00,000		045372, Kotak Mahendra Bank, Nariman Point Branch	2012-13

S. No	Sector	Name	Address	PAN (Yes/No)	Amount of Contribution (in Rs.)	Total Contributions (Rs.)	Mode of Contribution	Financial Year
			216, Saha and Nahar Industrial Estate, Dr. E. Moses Road, Worli Mumbai-400018	Yes	30,00,000		048561, Kotak Mahendra Bank, Nariman Point Branch	2012-13
			216, Saha and Nahar Industrial Estate, Dr. E. Moses Road, Worli Mumbai-400018	Yes	30,00,000		041248, Kotak Mahendra Bank, Nariman Point Branch	2012-13
			216, Saha and Nahar Industrial Estate, Dr. E. Moses Road, Worli Mumbai-400018	Yes	30,00,000		051951, Kotak Mahendra Bank, Nariman Point Branch	2012-13
			216, Saha and Nahar Industrial Estate, Dr. E. Moses Road, Worli Mumbai-400018	Yes	30,00,000		053010, Kotak Mahendra Bank, Nariman Point Branch	2012-13
			216, Saha and Nahar Industrial Estate, Dr. E. Moses Road, Worli Mumbai-400018	Yes	30,00,000		055089, Kotak Mahendra Bank, Nariman Point Branch	2012-13
			216, Saha and Nahar Industrial Estate, Dr. E. Moses Road, Worli Mumbai-400018	Yes	30,00,000		058199, Kotak Mahendra Bank, Nariman Point Branch	2012-13
			216, Saha and Nahar Industrial Estate, Dr. E. Moses Road, Worli Mumbai-400018	Yes	30,00,000		061838, Kotak Mahendra Bank, Nariman Point Branch	2012-13
			216, Saha and Nahar Industrial Estate, Dr. E. Moses Road, Worli Mumbai-400018	Yes	30,00,000		066714, Kotak Mahendra Bank, Nariman Point Branch	2012-13
			216, Saha and Nahar Industrial Estate, Dr. E. Moses Road, Worli Mumbai-400018	Yes	30,00,000		065894, Kotak Mahendra Bank, Nariman Point Branch	2012-13

S. No	Sector	Name	Address	PAN (Yes/No)	Amount of Contribution (in Rs.)	Total Contributions (Rs.)	Mode of Contribution	Financial Year
			216, Saha and Nahar Industrial Estate, Dr. E. Moses Road, Worli Mumbai-400018	Yes	30,00,000		070382, Kotak Mahendra Bank, Nariman Point Branch	2012-13
8	Real Estate	RKW Developers Pvt. Ltd	Undeclared Address	No	10,00,00,000	10,00,00,000	221022, Axis Bank Ltd, Bandra (W)	2014-15
9	Trust & Group of companies	Videoco Industries Ltd	Undeclared Address	No	10,00,00,000	10,00,00,000	045429, Federal Bank, Mumbai Branch	2014-15
10	Chemicals/Pharmaceuticals	Torrent Pharamaceuticals Ltd.	Torrent House Off. Ashram Road, Ahmedabd-3080009	Yes	2,00,00,000	9,00,00,000	32458, ICICI Bank	2013-14
			Opp. Ashram Road Ahmedabad-380009	Yes	1,00,00,000		32720, ICICI BANK	2013-14
			Opp. Ashram Road Ahmedabad-380009	Yes	1,00,00,000		32877, ICICI Bank	2013-14
			Torrent House Off Ashram Road Ahmedabad- 9	Yes	1,50,00,000		026417, ICICI Bank	2012-13
			Torrent House Off Ashram Road Ahmedabad- 9	Yes	50,00,000		005586, Citi Bank	2012-13
			Torrent House, Off Ashram Road, Ahmedabad-380009	Yes	3,00,00,000		33494, ICICI Bank	2014-15
11	Oil and power	Cairn India Ltd	Undeclared Address	Yes	5,00,00,000	7,50,00,000	00 5113, City Bank	2013-14
			Undeclared Address	Yes	2,50,00,000		00 5103, City Bank	2013-14

Table: List of top corporate donors who contributed above Rs 20,000 between the FY 2012-13 and FY 2015-2016

Details of Top donors of INC - FY 2012-13 to 2015-16

S. No	Sector	Name	Address	PAN (Yes/No)	Amount of Contribution (in Rs.)	Total Contributions (in Rs.)	Mode of Contribution	Financial Year
1	Trust & Group of companies	Satya Electoral Trust	Delhi	No	18,00,00,000	57,25,00,000	Ch.No.000114 , Dated.26.03.2014, HDFC Bank G-3-4, Suryakiran Building 19-Kasturba Gandhi Marg	2013-14
			G-15, Hans Bhawan 1, Bahadurshah Zafar Marg, New Delhi-110002	Yes	16,75,00,000		Cheque, HDFC Bank, G-3-4, Surya Kiran Building-19, New Delhi	2014-15
			G-15 Hans Bhawan, 1-Bahadurshah Zafar Marg, New Delhi-110002	No	13,50,00,000		Ch.No. 000110 otd.24 .03.2014, HDFC Bank, G-3-4, Suryakiran Building	2013-14
			G-15 Hans Bhawan, 1-Bahadurshah Zafar Marg, New Delhi-110002	No	2,00,00,000		Ch.No.000117 , Dated.27.03.2014, HDFC Bank G-3-4, Suryakiran Building 19-Kasturba Gandhi Marg	2013-14
			G-15, Hans Bhawan 1, Bahadur Shah Zafar Marg New Delhi-110002	No	2,00,00,000		Ch.No. 000003	2013-14
			G-15, Hans Bhawan 1, Bahadurshah Zafar Marg, New Delhi-110002	Yes	2,00,00,000		Cheque, HDFC Bank, G-3-4, Surya Kiran Building-19, New Delhi	2014-15
			G-15 Hans Bhawan 1-Bahadurshah Zafar Marg New Delhi 110002	No	1,00,00,000		Ch.No. 000101, HDFC Bank New Delhi	2013-14
			G-15, Hans Bhawan 1, Bahadurshah Zafar Marg, New Delhi 110002	Yes	1,00,00,000		Cheque , HDFC Bank, New Delhi	2015-16
			G-15, Hans Bhawan 1, Bahadurshah Zafar Marg, New Delhi 110002	Yes	1,00,00,000		Cheque , HDFC Bank, New Delhi	2015-16
2	Trust & Group of companies	General Electoral Trust	B-4, Aditya Birla Centre S.K. Ahire Marg Worli Mumbai-400030	No	50,00,00,000	54,10,00,000	Cheque, HDFC Bank Aditya Birla Centre S.K. Ahire Worli	2014-15

S. No	Sector	Name	Address	PAN (Yes/No)	Amount of Contribution (in Rs.)	Total Contributions (in Rs.)	Mode of Contribution	Financial Year
							Mumbai-400025 (Maha)	
			B-4, Aditya Birla Centre Worli Mumbai-400030	No	2,00,00,000		Cheque, HDFC Bank Ltd Worli Mumbai	2014-15
			B-4, Aditya Birla Centre Worli Mumbai-400030	No	1,00,00,000		Cheque, HDFC Bank Ltd Worli Mumbai	2014-15
			B-4, Aditya Birla Centre S.K. Ahire Marg Worli Mumbai-400030	No	1,00,00,000		Cheque, HDFC Bank Ltd	2014-15
			B-4, Aditya Birla Centre S.K. Ahire Marg Worli Mumbai-400030	No	10,00,000		Cheque, HDFC Bank Aditya Birla Center S.K. Ahire Marg Worli Mumbai-400025	2014-15
3	Trust & Group of companies	Progressive Electoral Trust	Elphinstone Building 10-Veer Nariman Road Fort, Mumbai-400001	Yes	6,08,75,000	9,90,39,298	Cheque, Central Bank of India Mumbai Main Office Mumbai-400023	2014-15
			Elphinstone Building, 10 Veer Nariman Road Fort Mumbai-400001	Yes	1,26,43,678		Cheque, Central Bank of India Mumbai Main Office Mumbai-400023	2014-15
			Elphinstone Building 10, Veer Nariman Road Fort Mumbai-400001	Yes	95,08,946		Cheque, Central Bank of India Mumbai Main Office Mumbai	2014-15
			Elphinstone Building, 10-Veer Nariman Road Fort Mumbai-400001	Yes	91,28,077		Cheque, Central Bank of India Mumbai	2014-15
			Elphinstone Building 10-Veer Nariman Road Fort Mumbai-400001	Yes	68,27,868		Cheque, Central Bank of India Mumbai-400023	2014-15
			Elphinstone Building, 10-Veer Nariman Road Fort Mumbai-400001	Yes	55,729		Cheque, Central Bank of India Mumbai	2014-15
4	Oil and power	Torrent Power Limited	Torrent House, Off. Ashram Road, Ahmedabad-380 009	No	1,00,00,000	5,50,00,000	Ch No 706609 Date 15-03-2014, HDFC Bank, Gr Floor, Astral	2013-14

S. No	Sector	Name	Address	PAN (Yes/No)	Amount of Contribution (in Rs.)	Total Contributions (in Rs.)	Mode of Contribution	Financial Year
							Tower, Nr Mithakali 6, Navrangpura, Ahmedabad.- 380	
			Torrent House off Ashram Road Nr. Income Tax. Ahmedabad-380009	Yes	1,00,00,000		Cheque, HDFC Bank Ltd Navrangpura Br. Ahmedabad	2014-15
			Torrent House Off Ashram Road Ahmedabad - 380009 (Gujarat)	No	2,00,00,000		Ch.No. 704274/Dt. 25.09.2012, HDFC Bank Navrang Pura Ahmedabad	2012-13
			Torrent House Off Ashram Road Ahmedabad - 380009 (Gujarat)	No	1,50,00,000		Ch.No. 704303/Dt. 04.10.2012, HDFC Bank Navrang Pura Ahmedabad	2012-13
5	Associate/Associations, corporation	A.V.Patil Foundation	Shop No 6, S.No 129+130, PT94, Anand Park Society, Aundh, Pune-411007	No	5,00,00,000	5,00,00,000	Ch no 067102 Dtd 23-02-2014 Vijaya Bank, Kalayani Nagar, Pune, Maharashtra	2013-14
6	Manufacturing	Larsen & Toubro Ltd	L & T House N.M. Marg Ballard Estate P.O. Box 278, Mumbai-400001	Yes	5,00,00,000	5,00,00,000	Cheque, Standard Chartered Bank 23-25, Mahatma Gandhi Road Fort Mumbai	2014-15
7	Manufacturing	Mahindra & Mahindra Ltd	Gateway Building Apollo Bunder, Mumbai-400001	Yes	5,00,00,000	5,00,00,000	Cheque, HDFC Bank Kamala Mills New Delhi	2014-15
8	Manufacturing	Modern Road Makers Pvt Ltd	IRB Complex Chandivil Farm Chandivil Village Andheri (E) , Mumbai-400072	No	2,70,00,000	5,00,00,000	Cheque, Union Bank of India Hiranandani Garden Powai Mumbai-400076, (Maharashtra)	2014-15
			IRB Complex Chandivil Farm Chandivil Village Andheri (E), Mumbai-400072	No	2,30,00,000		Cheque, Union Bank Of India Hiranandani Garden Powai Mumbai-400076, (Maharashtra)	2014-15

S. No	Sector	Name	Address	PAN (Yes/No)	Amount of Contribution (in Rs.)	Total Contributions (in Rs.)	Mode of Contribution	Financial Year
9	Chemicals/ Pharmaceuticals	Torrent Pharmaceuticals Ltd	Torrent House Off Ashram Road Ahmedabad (Gujarat)	No	1,50,00,000	3,50,00,000	Ch.No. 026418/Dt. 29.10.2012, ICICI Bank KMC House Opp. Parimal Garden Ahmedabad	2012-13
			Torrent House, Off. Ashram Road, Ahmedabad-380 009	No	1,00,00,000		Ch.No.033071 Dtd.15-03-2014, ICICI Bank JMC House, Opp. Parimal, Ahmedabad-380006	2013-14
			Torrent House, Off Ashram Road Ahmedabad-Gujarat	Yes	1,00,00,000		Cheque, ICICI Bank JMC House Opp, Parimal Garden Ahmedabad	2014-15
10	Finance	Infina Finance Pvt Ltd	7th Floor, Dani Corporate Park, 158, CST Road Kalina Santacruz (E), Mumbai - 400098	No	1,00,00,000	3,00,00,000	Ch No 610988 Dtd 02-12-2013, Kotak Mahindra bank Ltd, K G Marg New Delhi	2013-14
			7th Floor Dani Corporate Park 158, C.S.T. Road Kalina Santacruz (East), Mumbai	Yes	1,00,00,000		Cheque, Kotak Mahindra Bank Ltd Nariman Point Mumbai-400021	2014-15
			7th Floor Dani corporat Park 158, C.S.T. Road Kalina Santacruz Mumbai-400098	Yes	1,00,00,000		Cheque, Kotak Mahindra Bank	2014-15
11	Trust & Group of companies	Jan Pragati Electoral Trust	601, 6th Floor Adhiswar Apartment 34-Feorz Shah Road New Delhi-110001	No	3,00,00,000	3,00,00,000	Cheque, ICICI Bank Worli Br. Mumbai	2014-15

Table: List of top corporate donors who contributed above Rs 20,000 between the FY 2012-13 and FY 2015-2016

Details of Top donors of NCP - FY 2012-13 to 2015-16

S. No	Sector	Name	Address	PAN (Yes/No)	Amount of Contribution (in Rs.)	Total Contributions (in Rs.)	Mode of Contribution	Financial Year
1	Trust & Group of companies	Satya Electoral Trust	G-15, 1 Bahadurshah Zafar Marg, New Delhi-02	Yes	4,00,00,000	10,00,00,000	Ch No- 000105, HDFC Bank KG Marg, New Delhi	2013-14
			G-15, Hans Bhawan, 1 Bahadurshah Zafar Marg New Delhi-02	Yes	5,00,00,000		Ch.No. 000150, HDFC Bank, K.G. Marg, New Delhi, Dt. 08.10.2014	2014-15
			G-15, Hans Bhawan, 1 Bahadurshah Zafar Marg, New Delhi	Yes	1,00,00,000		Ch.No. 000121, HDFC Bank, Suriya Kiran Bld, K.G. Marg, New Delhi, Dt. 02.04.2014	2014-15
2	Manufacturing	Videocon Industries Ltd.	Fort House, 2nd Floor 221, Dt. D.N. Road Fort Mumbai-1	Yes	25,00,000	5,25,00,000	Federal Bank of India, Cheque No-394003, Dt-25.08.2015	2015-16
			Fort House 2nd Flr, 221 Dr. D.N. Road Fort Mumbai-1	Yes	3,00,00,000		Ch.No. 40381, Dt. 10.04.2014, The Fedral Bank Mumbai, Dt. 10.04.2014	2014-15
			Fort House 2nd Flr, 221 Dr. D.N. Road Fort Mumbai-1	Yes	2,00,00,000		Ch.No. 42021, Dt. 28.04.2014, The Fedral Bank Mumbai, Dt. 28.04.2014	2014-15
3	Real Estate	Lodha Dewellers Pvt Ltd	215, Shah & Nahar Industrial Estate, Dr. E. Moses Road Worli Mumbai-400018	Yes	5,00,00,000	5,00,00,000	Ch.No. 111166, Dt. 10.04.2014, Mumbai, Dt, 10.04.2014	2014-15
4	Chemicals/ Pharmaceuticals	Serum Institute of India Ltd	Sarosh Bhavan, 16-B/1, Dr Ambedkar Road, Pune-1	Yes	1,00,00,000	4,00,00,000	Ch No 117199 Date 12-03-2014, Axis Bank Ltd. Pune-4	2013-14
			Sarosh Bhavan, 16-B/1, Dr. Ambedkar Road Pune-1	Yes	50,00,000		Ch.No. 117277, Dt. 28.04.2014, Axis Bank Ltd Pune, Dt. 30.04.2014	2014-15
			Sarosh Bhavan, 16-B/1, Dr. Ambedkar Road Pune-1	Yes	2,00,00,000		RTGS, UTIBH14274037024, Dt. 01.10.2014, Axis Bank Ltd Pune, Dt. 04.10.2014	2014-15
			Santosh Bhavan, 16-B/1, Dr Ambedkar Road, Pune-1	Yes	50,00,000		Ch No 196509, Date 02-01-2014, Axis Bank Ltd, Pune	2013-14
5	Real Estate	Palava Dwellers Pvt Ltd.	216, Shah & Nahar Estate Dr.E.Moses Road Worli Mumbai-400018	Yes	1,00,00,000	3,00,00,000	Ch.No. 126399, Dt. 09.10.2014, Kotak Mahindra Bank Nariman Point Mumbai, Dt. 14.10.2014	2014-15

S. No	Sector	Name	Address	PAN (Yes/No)	Amount of Contribution (in Rs.)	Total Contributions (in Rs.)	Mode of Contribution	Financial Year
			216, Shah & Nahar Estate Dr.E.Moses Road Worli Mumbai-400018	Yes	1,00,00,000		Ch.No. 126400, Dt. 13.10.2014, Kotak Mahindra Bank Nariman Point Mumbai, Dt. 14.10.2014	2014-15
			216, Shah & Nahar Estate Dr.E.Moses Road Worli, Mumbai-400018	Yes	1,00,00,000		Ch.No. 126385, Dt. 21.10.2014, Kotak Mahindra Bank Nariman Point Mumbai Dt. 22.10.2014	2014-15
6	Mining, construction, exports/imports	Chandan Export Corporation	63/68/69, Apollo Industrial Estate, Mahakali Caves Road Andheri (E) Mumbai-400093	Yes	1,00,00,000	2,50,00,000	RTGS, SRCBH14280050116, Dt. 07.10.2014, Saraswat Co-op Bank Ltd Andheri (E) Mumbai-69, Dt. 07.10.2014	2014-15
			63/68/69, Apollo Industrial Estate, Mahakali Caves Road Andheri (E) Mumbai-400093	Yes	50,00,000		RTGS, SBINR20140930042376 5, Dt. 30.09.2014, State Bank of India Worli, Dt. 02.10.2014	2014-15
			63/68/69, Apollo Industrial Estate, Mahakali Caves Road Andheri (E) Mumbai-400093	Yes	50,00,000		RTGS, SRCBH14277050200, Dt. 04.10.2014, Saraswat Co-op Bank Ltd Andheri (E) Mumbai-69, Dt. 04.10.2014	2014-15
			63/68/69, Apollo Industrial Estate, Mahakali Caves Road Andheri (E) Mumbai-400093	Yes	50,00,000		RTGS, SRCBH14283050133, Dt. 10.10.2014, Sarswat Co-op Bank Ltd Andheri (E), Mumbai-69	2014-15
7	Manufacturing	Modern Road Makers Pvt Ltd.	3rd Floor, IRB Complex Chandivali Farm Chandivali Village Andheri (E) Mumbai-400072	Yes	2,50,00,000	2,50,00,000	Ch.No. 139979, Dt. 01.10.2014, Union Bank of India, Dt. 01.10.2014	2014-15
8	Hospitality, Travel and Recreation	Shirke Infrastructure	72-76, Mundhwa Industrial Estate, Pune-36	Yes	2,00,00,000	2,00,00,000	Ch No- 779388 Date 30-3-2014, Bank of Maharashtra	2013-14
9	Manufacturing	Bharat Forge Ltd.	Mundhwa, Pune-411036	Yes	1,25,00,000	1,25,00,000	Ch No 7224 Date 12-03-2014, HDFC Bank Ltd. Bhandarkar Pune-4	2013-14
10	Others	Global Innovsource Solutions Pvt Ltd.	A-2, Kailas Complex Near Park Site, Vikhroli (W) Mumbai-79	Yes	50,00,000	1,18,00,000	Ch.No. 1033, Dt. 16.04.2014, HDFC Bank Vashi Navi Mumbai, Dt. 16.04.2014	2014-15

S. No	Sector	Name	Address	PAN (Yes/No)	Amount of Contribution (in Rs.)	Total Contributions (in Rs.)	Mode of Contribution	Financial Year
			A-2, Kailas Complex Near Park Site, Vikhroli (W) Mumbai-79	Yes	43,00,000		Ch.No. 1034, Dt. 25.04.2014, HDFC Bank Vashi Navi Mumbai, Dt. 16.04.2014	2014-15
			A-2, Kailas Complex Near Park Site, Vikhroli (W) Mumbai-79	Yes	25,00,000		Ch.No. 1032, Dt. 16.04.2014, HDFC Bank Ltd Vashi Navi Mumbai, Dt. 15.04.2014	2014-15

Table: List of top corporate donors who contributed above Rs 20,000 between the FY 2012-13 and FY 2015-16

Details of Top donors of CPM - FY 2012-13 to 2015-16

S. No	Sector	Name	Address	PAN (Yes/No)	Amount of Contribution (in Rs.)	Total Contributions (in Rs.)	Mode of Contribution	Financial Year
1	Associate /Associations, corporation	CITU District Centre,	17/269 A 2 Sreekanteswara Temple Road, Near EMS Stadium Kozhikode 1	No	43,13,980	43,13,980	Party Congress Class Mass Organisation voluntary Contribution	2012-13
2	Associate/Associations, corporation	DYFI District Committee	Yourth Centre Kammur Road, Kozhikode	No	20,00,000	20,00,000	Party Congress Class Mass Organisation voluntary Contribution	2012-13
3	Associate/Associations, corporation	Kerala Karshaka Sangam District Committee Office	U Kunhiraman Smarak MANDIRAM Kannur Road Kozhikode	No	15,00,000	15,00,000	Party Congress Class Mass Organisation Voluntary Contribution	2012-13
4	Associate/Associations, corporation	Kerala Mahila Sangam District Committee	CH Kanaran Samaraka Mandiram YMCA Road, Kozhikode	No	15,00,000	15,00,000	Party Congress Class Mass Organisation voluntary Contribution	2012-13
5	Associate/Associations, corporation	KSKTU District Committee	U Kunhiraman Smarak MANDIRAM Kannur Road Kozhikode	No	15,00,000	15,00,000	Party Congress Class Mass Organisation voluntary Contribution	2012-13
6	Chemicals/Pharmaceuticals	Hitiro Drugs Ltd	Hetero Corporate , 7-2-A2, Industrial Estates, Sanath Nagar Hyderabad-500018	Yes	10,00,000	10,00,000	Undeclared Mode of payment	2014-15
7	Others	Malabar Gold Palace Pvt. Ltd.	17/1491, 3rd Floor, Malabar Gate, Ram	Yes	5,00,000	5,50,000	Undeclared Mode of payment	2015-16
			17/1491, 3rd Floor, Malabar Gate, Ram	Yes	50,000		Undeclared Mode of payment	2015-16
8	Chemicals/Pharmaceuticals	Arabindo Farma Ltd	Water Mark Hitech City, Kondapur Hyderabad	Yes	5,00,000	5,00,000	Undeclared Mode of payment	2014-15

S. No	Sector	Name	Address	PAN (Yes/No)	Amount of Contribution (in Rs.)	Total Contributions (in Rs.)	Mode of Contribution	Financial Year
9	Hospitals	Malabar Institute of Medical Science(MIMS) Hospital	Govindapuram PO, Kozhikode-16	Yes	5,00,000	5,00,000	Undeclared Mode of payment	2012-13
10	Finance	Manappuram Finance	Undeclared address	No	5,00,000	5,00,000	543686	2012-13

Table: List of top corporate donors who contributed above Rs 20,000 between the FY 2012-13 and FY 2015-2016

Details of Top donors of CPI - FY 2012-13 and 2015-16

S. No	Sector	Name	Address	PAN (Yes/No)	Amount of Contribution (in Rs.)	Total Contributions (in Rs.)	Mode of Contribution	FY
1	Associate/Associations, corporation	Mico Bosch Labour Union	Undeclared address	No	3,07,000	3,07,000	Cheque	2015-16
2	Associate/Associations, corporation	All India Kisan Sabha	4, Windsor Place New Delhi 110001	No	3,00,000	3,00,000	Cheque	2012-13
3	Associate/Associations, corporation	AITUC	Undeclared address	No	1,57,285	1,78,580	Cash	2015-16
			35-36, DDU Marg New Delhi 110002	No	21,295		Cheque	2012-13
4	Associate/Associations, corporation	E.C. Ltd. Bengal Coal ,CPI	United Coal workers Union, Post Bhurkunda-829 135, Dist. Hazaribagh, Jharkhand	No	50,000	1,50,000	Cash, Collection	2013-14
			United Coal workers Union, Post Bhurkunda-829 135, Dist. Hazaribagh, Jharkhand	No	1,00,000		Cheque, Collection	2013-14
5	Education	People Publishing House	5-E, Rani Jhansi Road New Delhi-110055	No	1,44,660	1,44,660	Cheque, Publication	2014-15
6	Associate/Associations, corporation	AIBEA	Undeclared address	No	1,00,000	1,00,000	Cash	2015-16
7	Associate/Associations, corporation	All India OBC Off Asson	Undeclared address	No	1,00,000	1,00,000	Cheque	2015-16
8	Associate/Associations, corporation	Bhartiya Khet Mazdoor Union	4, Windsor Place New Delhi 110002	No	1,00,000	1,00,000	Cheque	2012-13
9	Trust & Group of companies	Telangana Martyrs Memorial Trust,	Hyderabad	No	1,00,000	1,00,000	Cheque, Party Fund	2013-14
10	Chemicals/Pharmaceuticals	M/s.Merino Pharmaceutica Is Industries (P) Limited	Undeclared address	No	51,000	51,000	Cheque	2015-16

Table: List of top corporate donors who contributed above Rs 20,000 between the FY 2012-13 and FY 2015-2016

Disclaimer

The source for the donor details used in this report is the Contribution Statement submitted by the political parties to the Election Commission of India which can be accessed from http://eci.nic.in/eci_main1/PolPar/ContributionReports.aspx. The donors are categorized into various sectors based on the information provided by the corporates on their websites.

Contact Details

<p>Media and Journalist Helpline</p> <p>+91 80103 94248</p> <p>Email: adr@adrindia.org</p>	<p>Maj Gen Anil Verma (Retd) Head – ADR & NEW</p> <p>+91 8826479910</p> <p>anilverma@adrindia.org</p>	<p>Prof Jagdeep Chhokar IIM Ahmedabad (Retd) Founder Member– ADR & NEW</p> <p>+919999620944</p> <p>jchhokar@gmail.com</p>	<p>Prof Trilochan Sastry IIM Bangalore Founder Member– ADR & NEW</p> <p>+919448353285,</p> <p>trilochans@iimb.ernet.in</p>
--	---	---	--

Annexure – 1 - Groups of Companies which Donated to National Parties

S.No	Name of the Company	Business interests of the Company	Political parties	No of Donations	Amount Contributed (Rs in cr)	Total Donation	% share in total contribution
1	Videocon Industries Ltd	Consumer Electronics and Home Appliances, Crude Oil and Natural Gas, Telecommunications, Power and Other	BJP	4	11.2	Rs 18.7 cr	96.01%
			INC	2	2.5		
			NCP	2	5		
2	V. M. Salgaocar & Brothers Private Limited	Export, Iron ore, Mining, Transport	BJP	2	0.3	Rs 0.60 cr	3.08%
			INC	2	0.3		
3	Reliance Industries Ltd	Petroleum, Natural Gas, Petrochemicals, Textiles, Retail, Telecommunication, Media, Security	INC	1	0.098	Rs 0.098 cr	0.5%
4	Vadilal Industries Ltd	Ice-cream, Dairy products, Processed food, Foreign Exchange, Chemicals, Real estate	BJP	3	0.03	Rs 0.03 cr	0.15%
5	Care Group India	Manufacturing, Import/Export, Pharmaceuticals	BJP	1	0.03	Rs 0.03 cr	0.15%
6	K.T. Group	Real Estate, Entertainment, Hospitality, Hill Resorts, Exports, Departmental Stores & Tiles Factory	BJP	1	0.01	Rs 0.01 cr	0.0051%
7	Agarwal Group	Transport, Finance, Coal, Power, Real Estate, Construction, Warehousing, Education	BJP	1	0.005	Rs 0.005 cr	0.026%
8	Confident House	Real Estate, Infrastructure, Hospitality, Retail, Education, Entertainment, Health Care	CPM	1	0.005	Rs 0.005 cr	0.026%
Total Donation Received from Group of Companies						Rs 19.478 cr	100%

Annexure – 2 – Electoral Trusts which Donated to National Parties

Satya Electoral Trust

S. No.	Name	Address	PAN (Yes/ No)	Amount of Contribution (in Rs.)	Mode of Contribution	Details of Contribution (Cheque /Demand Draft /Cash)	Financial Year	Political Party
1	Satya Electoral Trust	G-15, Hans Bhawan,1 Bahadur Shah Zafar Marg N. D.-1110002	YES	24,07,20,000	Incomplete	115 , HDFC Bank	2013-14	BJP
2		Undeclared Address	YES	20,00,00,000	Incomplete	125, HDFC Bank	2014-15	BJP
3		Undeclared Address	YES	20,00,00,000	Incomplete	147, HDFC Bank	2014-15	BJP
4		Undeclared Address	YES	20,00,00,000	Incomplete	149, HDFC Bank	2014-15	BJP
5		G-15 Hans Bhawan, 1- Bahadurshah Zafar Marg, New Delhi-110002	No	18,00,00,000	Cheque/DD	Ch.No.000114, Dated.26.03.2014, HDFC Bank G-3-4, Suryakiran Building 19-Kasturba Gandhi Marg	2013-14	INC
6		G-15, Hans Bhawan 1, Bahadurshah Zafar Marg, New Delhi-110002	YES	16,75,00,000	Incomplete	Cheque, HDFC Bank, G-3-4, Surya Kiran Building-19, New Delhi	2014-15	INC
7		G-15, Hans Bhawan,1 Bahadur Shah Zafar Marg New Delhi-1110002	YES	15,30,00,000	Incomplete	107 , HDFC Bank	2013-14	BJP
8		Undeclared Address	YES	15,00,00,000	Incomplete	151, HDFC Bank	2014-15	BJP
9		G-15 Hans Bhawan, 1 Bahadurshah Zafar Marg, New Delhi-110002	YES	15,00,00,000	Incomplete	000165, HDFC Bank	2015-16	BJP
10		G-15 Hans Bhawan, 1- Bahadurshah Zafar Marg, New Delhi-110002	No	13,50,00,000	Cheque/DD	Ch.No. 000110 otd.24 .03.2014, HDFC Bank, G-3-4, Suryakiran Building	2013-14	INC
11		G-15 Hans Bhawan, 1 Bahadurshah Zafar Marg, New Delhi-110002	YES	10,00,00,000	Incomplete	000162, HDFC Bank	2015-16	BJP
12		G-15 Hans Bhawan, 1 Bahadurshah Zafar Marg, New Delhi-110002	YES	10,00,00,000	Incomplete	000164, HDFC Bank	2015-16	BJP
13		Undeclared Address	YES	9,00,00,000	Incomplete	136, HDFC Bank	2014-15	BJP
14		Undeclared Address	YES	5,00,00,000	Incomplete	137, HDFC Bank	2014-15	BJP
15		Undeclared Address	YES	5,00,00,000	Incomplete	140, HDFC Bank	2014-15	BJP
16		G-15, Hans Bhawan, 1, Bahadur Shah Zafar Marg, New Delhi-110002	YES	5,00,00,000	Incomplete	000166, HDFC Bank	2015-16	BJP
17		G-15, Hans Bhawan, 1 Bahadurshah Zafar Marg New Delhi-02	YES	5,00,00,000	Cheque/DD	Ch.No. 000150, HDFC Bank, K.G. Marg, New Delhi, Dt. 08.10.2014	2014-15	NCP
18		Undeclared Address	YES	4,00,00,000	Incomplete	139, HDFC Bank	2014-15	BJP
19		G-15, 1 Bahadurshah Zafar Marg, New Delhi-02	YES	4,00,00,000	Incomplete	Ch No- 000105, HDFC Bank KG Marg, New Delhi	2013-14	NCP
20		Undeclared Address	YES	3,00,00,000	Incomplete	141, HDFC Bank	2014-15	BJP

S. No.	Name	Address	PAN (Yes/ No)	Amount of Contribution (in Rs.)	Mode of Contribution	Details of Contribution (Cheque /Demand Draft /Cash)	Financial Year	Political Party
21	Satya Electoral Trust	G-15 Hans Bhawan, 1 Bahadurshah Zafar Marg, New Delhi-110002	YES	3,00,00,000	Incomplete	000169, HDFC Bank	2015-16	BJP
22		Undeclared Address	YES	2,50,00,000	Incomplete	154, HDFC Bank	2014-15	BJP
23		G-15 Hans Bhawan, 1- Bahadurshah Zafar Marg, New Delhi-110002	No	2,00,00,000	Cheque/DD	Ch.No.000117, Dated.27.03.2014, HDFC Bank G-3-4, Suryakiran Building 19-Kasturba Gandhi Marg	2013-14	INC
24		G-15, Hans Bhawan 1, Bahadur Shah Zafar Marg New Delhi-110002	No	2,00,00,000	Incomplete	Ch.No. 000003	2013-14	INC
25		G-15, Hans Bhawan 1, Bahadurshah Zafar Marg, New Delhi-110002	YES	2,00,00,000	Incomplete	Cheque, HDFC Bank, G-3-4, Surya Kiran Building-19, New Delhi	2014-15	INC
26		G-15 Hans Bhawan, 1 Bahadurshah Zafar Marg, New Delhi-110002	YES	2,00,00,000	Incomplete	000171, HDFC Bank	2015-16	BJP
27		G-15, Hans Bhawan,1 Bahadur Shah Zafar Marg New Delhi-1110002	YES	2,00,00,000	Incomplete	111 , HDFC Bank	2013-14	BJP
28		G-15, Hans Bhawan, 1 Bahadur Shah Jafar Marg, New Delhi-2	YES	1,50,00,000	Incomplete	130, HDFC Bank	2014-15	BJP
29		Undeclared Address	YES	1,50,00,000	Incomplete	134, HDFC Bank	2014-15	BJP
30		G-15 Hans Bhawan 1- Bahadurshah Zafar Marg New Delhi 110002	No	1,00,00,000	Incomplete	Ch.No. 000101, HDFC Bank New Delhi	2013-14	INC
31		G-15, Hans Bhawan 1, Bahadurshah Zafar Marg, New Delhi 110002	YES	1,00,00,000	Incomplete	Cheque , HDFC Bank, New Delhi	2015-16	INC
32		G-15, Hans Bhawan 1, Bahadurshah Zafar Marg, New Delhi 110002	YES	1,00,00,000	Incomplete	Cheque , HDFC Bank, New Delhi	2015-16	INC
33		G-15, Hans Bhawan, 1 Bahadurshah Zafar Marg, New Delhi	YES	1,00,00,000	Cheque/DD	Ch.No. 000121, HDFC Bank, Suriya Kiran Bld, K.G. Marg, New Delhi, Dt. 02.04.2014	2014-15	NCP
34		G-15, Hans Bhawan, 1 Bhadurshah Jafar Marg, New Delhi-110002	YES	50,00,000	Incomplete	000153, HDFC Bank Kasturba Gandhi Marg, New Delhi Branch	2014-15	BJP
35		G-15 Hans Bhawan, Bahadurshah Zafar Marg, New Delhi	YES	25,00,000	Incomplete	000128, HDFC Bank	2014-15	BJP
Total contribution				Rs 2,60,87,20,000 (Rs 260.87 cr)				

General Electoral Trust

S.No.	Name	Address	PAN (Yes/ No)	Amount of Contribution (in Rs.)	Mode of Contribution	Details of Contribution (Cheque /Demand Draft /Cash)	Financial Year	Political Party
1	General Electoral Trust	B-4, Aditya Birla Centre S.K. Ahire Marg Worli Mumbai-400030	No	50,00,00,000	Incomplete	Cheque, HDFC Bank Aditya Birla Centre S.K. Ahire Worli Mumbai-400025 (Maha)	2014-15	INC
2		Undeclared Address	No	50,00,00,000	Incomplete	9, HDFC Bank	2014-15	BJP
3		B-4, Aditya Birla Centre, S.K. Ahire Marg, Worli, Mumbai-30	No	5,00,00,000	Incomplete	245, HDFC Bank	2014-15	BJP
4		Undeclared Address	No	5,00,00,000	Incomplete	000182, HDFC Bank	2014-15	BJP
5		ESS B-4, Aditya Birla Centre, S. K. Ahire Marg, Worli, Mumbai-400030	No	5,00,00,000	Incomplete	103979, HDFC Bank, Warli Branches	2012-13	BJP
6		B-4, Aditya Birla Centre Worli Mumbai-400030	No	2,00,00,000	Incomplete	Cheque, HDFC Bank Ltd Worli Mumbai	2014-15	INC
7		B- 4, Aditya Birla Centre, S.K. Ahire Marg, Worli, Mumbai- 400030	No	2,00,00,000	Incomplete	000183, HDFC Bank, Worli	2014-15	BJP
8		Mumbai	No	1,50,00,000	Incomplete	203978, HDFC	2012-13	BJP
9		B-4, Aditya Birla Centre Worli Mumbai-400030	No	1,00,00,000	Incomplete	Cheque, HDFC Bank Ltd Worli Mumbai	2014-15	INC
10		B-4, Aditya Birla Centre S.K. Ahire Marg Worli Mumbai-400030	No	1,00,00,000	Incomplete	Cheque, HDFC Bank Ltd	2014-15	INC
11		B-4, Aditya Birla Center, S.K. Ahire Marg, Worli, Mumbai-400030	No	1,00,00,000	Incomplete	000181, HDFC Bank Ltd	2014-15	BJP
12		Jeblint Life Science Ltd, I-A, Sector 16A, Noida- 201301	YES	1,00,00,000	Incomplete	428418, Punjab National Bank	2012-13	BJP
13		B-4, Aditya Birla Centre, S.K. Ahire Marg, Mumbai-400030	YES	20,00,000	Incomplete	000187, HDFC Bank	2014-15	BJP
14		B-4, Aditya Birla Centre S.K. Ahire Marg Worli Mumbai-400030	Not given	10,00,000	Incomplete	Cheque, HDFC Bank Aditya Birla Center S.K. Ahire Marg Worli Mumbai-400025	2014-15	INC
Total contribution				Rs 1,24,80,00,000 (Rs 124.80 cr)				

Progressive Electoral Trust

S. No.	Name	Address	PAN (Yes/ No)	Amount of Contribution (in Rs.)	Mode of Contribution	Details of Contribution (Cheque /Demand Draft /Cash)	Financial Year	Political Party
1	Progressive Electoral Trust	Elphinstone Building 10-Veer, Nariman Road Fort, Mumbai-400001	Yes	6,08,75,000	Incomplete	Cheque, Central Bank of India Mumbai Main Office Mumbai-400023	2014-15	INC
2		Elphinstone Building, 10 Veer Nariman Road Fort Mumbai-400001	Yes	1,26,43,678	Incomplete	Cheque, Cental Bank of India Mumbai Main Office Mumbai-400023	2014-15	INC
3		Elphinstone Building, 10 Veer, Nariman Road, Fort, Mumbai-400001	No	1,22,21,345	Incomplete	568949, Central Bank of India, Mumbai Main Branch	2014-15	BJP
4		Elphinstone Building 10, Veer Nariman Road Fort Mumbai-400001	Yes	95,08,946	Incomplete	Cheque, Central Bank of India Mumbai Main Office Mumbai	2014-15	INC
5		Elhiinstone Building, 10-Veer Nariman Road Fort Mumbai-400001	Yes	91,28,077	Incomplete	Cheque, Central Bank of India Mumbai	2014-15	INC
6		Elphinstone Building, 10 Nariman Road, Fort Mumbai-400001	Yes	87,78,689	Incomplete	568943, Central Bank of India	2014-15	BJP
7		Elphisntone Road Building 10, Veer Nariman Mumbai-400001	Yes	78,36,419	Cheque/DD	Ch.No. 568940, Dt. 24.11.2014, Central Bank of India Mumbai, Dt. 06.12.2014	2014-15	NCP
8		Elphinstone Building 10-Veer, Nariman Road Fort Mumbai-400001	Yes	68,27,868	Incomplete	Cheque, Central Bank of India Mumbai-400023	2014-15	INC
9		Elhiinstone Building, 10-Veer Nariman Road Fort Mumbai-400001	Yes	55,729	Incomplete	Cheque, Central Bank of India Mumbai	2014-15	INC
Total contribution				Rs 12,78,75,751 (Rs 12.79 cr)				

Jan Pragati Electoral Trust

S. No.	Name	Address	PAN (Yes/ No)	Amount of Contribution (in Rs.)	Mode of Contribution	Details of Contribution (Cheque /Demand Draft /Cash)	Financial Year	Political Party
1	Jan Pragati Electoral Trust	601, 6th Floor Adhiswar Apartment 34-Feorz Shah Road New Delhi-110001	No	Rs 3,00,00,000 (Rs 3 cr)	Incomplete	Cheque, ICICI Bank Worli Br. Mumbai	2014-15	INC

Triumph Electoral Trust

S.No.	Name	Address	PAN (Yes/ No)	Amount of Contribution (in Rs.)	Mode of Contribution	Details of Contribution (Cheque /Demand Draft /Cash)	Financial Year	Political Party
1	Triumph Electoral Trust	Undeclared Address	Yes	Rs 2,00,00,000 (Rs 2 cr)	Incomplete	1, HDFC Bank	2014-15	BJP