

Date 12th December, 2018

Press Release

Mizoram Assembly Elections 2018

Analysis of Criminal Background, Financial, Education, Gender and other details of MLAs

Association for Democratic Reforms

T-95, C.L. House, 2nd Floor,
Near Gulmohar Commercial Complex
Gautam Nagar,
New Delhi-110 049
Phone: +91-011-4165-4200
Fax : +91-11-46094248
Email :adr@adrindia.org

To report any electoral violations and malpractices during elections download the Election Watch Reporter (Android App)

https://play.google.com/store/apps/details?id=com.webrosoft.election_watch_reporter

Contents

MIZORAM ASSEMBLY ELECTIONS 2018	1
ANALYSIS OF CRIMINAL BACKGROUND, FINANCIAL, EDUCATION, GENDER AND OTHER DETAILS OF MLAs	1
SUMMARY AND HIGHLIGHTS	4
CRIMINAL BACKGROUND	5
FINANCIAL BACKGROUND	8
OTHER BACKGROUND DETAILS	13
COMPARATIVE ANALYSIS OF ASSETS OF RE-ELECTED MLAs	14
TABLE: COMPARATIVE ANALYSIS OF PARTY WISE AVERAGE ASSETS OF RE-ELECTED MLAs IN 2013 AND 2018	14
ANALYSIS BASED ON DECLARED CRIMINAL CASES	15
PARTY WISE MLAs WITH CRIMINAL CASES	15
ANALYSIS BASED ON ASSETS	15
PARTY WISE CROREPATI MLAs	15
AVERAGE ASSETS OF MLAs: PARTY WISE ANALYSIS	15
TOP 10 MLAs WITH HIGHEST ASSETS	16
10 MLAs WITH LOWEST ASSETS	ERROR! BOOKMARK NOT DEFINED.
TOP 10 MLAs WITH HIGH LIABILITIES	17
INCOME TAX DETAILS OF MLAs	18
PARTY WISE MLAs WHO HAVE NOT FILED ITR*	18
ANALYSIS BASED ON OTHER BACKGROUND DETAILS OF MLAs	19
OVERALL EDUCATION REPORT	19

Data in this Kit is presented in good faith, with an intention to inform voters. MLAs' affidavits obtained from the ECI website (www.eci.nic.in) with nomination papers is the source of this analysis.
 Website:-www.adrindia.org, www.myneta.info

ANALYSIS BASED ON AGE GROUPS	20
OVERALL GENDER REPORT	23
ASSET DETAILS OF MLAs	24
ASSETS COMPARISON FOR RE-ELECTED MLAs (SORT BY ASSET INCREASE/DECREASE IN RUPEES)	27
CONTACT DETAILS	30
DISCLAIMER	30

Summary and Highlights

Mizoram Election Watch and Association for Democratic Reforms (ADR) have analysed the self-sworn affidavits of all **40** newly elected MLAs from the Mizoram 2018 Assembly Elections.

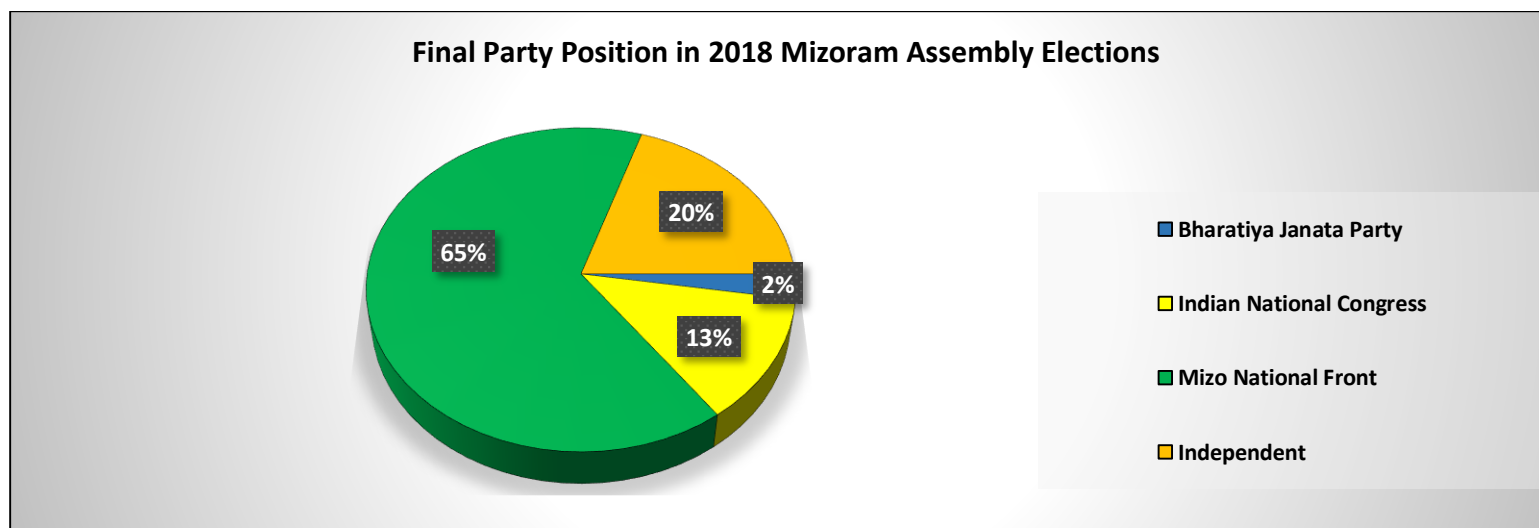


Figure: Final Party Position


Party	Total Seats Won
Bharatiya Janata Party	1
Indian National Congress	5
Mizo National Front	26
Independent	8
Total	40

Table: Final Party Position

Data in this Kit is presented in good faith, with an intention to inform voters. MLAs' affidavits obtained from the ECI website (www.eci.nic.in) with nomination papers is the source of this analysis.
Website:-www.adrindia.org, www.myneta.info

CRIMINAL BACKGROUND

- **MLAs with criminal cases:** Out of the 40 MLAs analysed, 2(5%) MLAs have declared criminal cases against themselves. Out of 40 MLAs analysed during **Mizoram Assembly elections in 2013**, none have declared criminal cases against themselves.
- **MLAs with serious criminal cases:** 1(3%) MLA has declared serious criminal cases against himself.
- **Party wise MLAs with criminal cases:** 2 MLAs who have declared criminal cases are from MNF.



Comparison of MLAs with declared criminal cases in 2008, 2013 and 2018

S.No.	Mizoram Assembly Elections Year	Number of MLAs Analysed	Number of MLAs with Declared Criminal Cases	Percentage of MLAs with Declared Criminal Cases	Number of MLAs with Declared Serious Criminal Cases	Percentage of MLAs with Declared Serious Criminal Cases
	2008	39	3	8%	0	0%
2	2013	40	0	0%	0	0%
3	2018	40	2	5%	1	3%

Table: Comparison of MLAs with declared criminal cases in 2008, 2013 and 2018

Criteria for serious criminal cases

1. Offence for which maximum punishment is of 5 years or more.
2. If an offence is non-bailable
3. If it is an electoral offence (for eg. IPC 171E or bribery)
4. Offence related to loss to exchequer
5. Offences that are assault, murder, kidnap, rape related
6. Offences that are mentioned in Representation of the People Act (Section 8)
7. Offences under Prevention of Corruption Act
8. Crimes against women.

Comparison of MLAs with declared criminal cases in 2008, 2013 and 2018

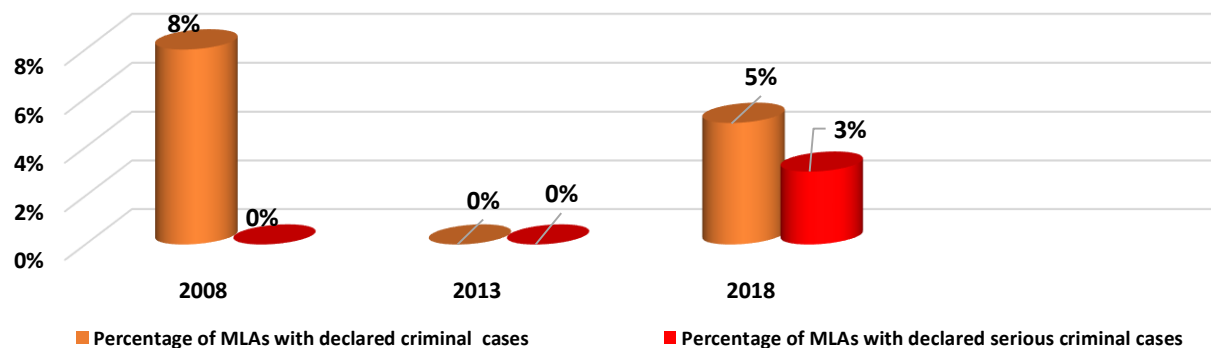


Figure: Comparison of MLAs with declared criminal cases in 2008, 2013 and 2018

The table below lists details of the MLAs who have declared criminal cases declared against themselves.

S.No.	MLA Information	Brief Details of IPCs
1	Name: Zoramthanga District: AIZAWL Constituency: AIZAWL EAST I Party: MNF Total Cases: 2 Serious IPC: 3 Other IPC: 3 Cases (Cognizance taken) -----No Cases----- Cases (Charges framed) <ol style="list-style-type: none"> IPC Sections - 120B, 409, 34 , Other Details - Section 13(1)(c) & (d), 13(2) PC Act, FIR No-09/2010, Date 15.09.2010 ACB Police Station Aizawl, SR(PCA) 8/2013, Court - Special Judge, Prevention of Corruption Act, Date of Charge Framed-25.07.2018 	1 charge related to Criminal breach of trust by public servant, or by banker, merchant or agent (IPC Section-409) 1 charge related to Fraudulent cancellation, destruction, etc., of will, authority to adopt, or valuable security (IPC Section-477) 1 charge related to Causing disappearance of evidence of offence, or giving false information to screen offender (IPC Section-201) 1 charge related to Punishment of criminal conspiracy (IPC Section-120B) 1 charge related to Acts done by several persons in furtherance of common intention (IPC Section-34) 1 charge related to Punishment of abetment if the act abetted is committed in consequence, and where no express provision is made for its punishment (IPC Section-109)

Data in this Kit is presented in good faith, with an intention to inform voters. MLAs' affidavits obtained from the ECI website (www.eci.nic.in) with nomination papers is the source of this analysis.
Website:-www.adrindia.org, www.myneta.info

S.No.	MLA Information	Brief Details of IPCs
	<p>2. IPC Sections - 477, 201, 109 , Other Details - Section 13(2), 13(1)(b)(c)(d) & (e)PC Act, FIR No-06/2009, Date- 16.12.09 ACB Police Station Aizawl, SR(PCA) No 2/2012, Court - Special Judge Prevention of Corruption Act 1988, Aizawl, Date of Charge Framed- 23.07.2014</p> <p>Cases (Convicted)-----No Cases----</p>	
2	<p> Name:Dr R Lalthangliana District::LUNGLEI Constituency:SOUTH TUIPUI Party:MNF Total Cases:1 Serious IPC:0 Other IPC:0 Cases (Cognizance taken) -----No Cases---- Cases (Charges framed) </p> <p>1. IPC Sections - , Other Details - Section 13(1)(d)(ii), 13(1)(e), 13(2) PC Act 1988, FIR No. 5/2016 Anti Corruption Bureau, SR (PCA) No. 169/2016, Framed Dated 11.04.2017 in the Court of Special Judge Prevention of Corruption Aizawl</p> <p>Cases (Convicted)-----No Cases----</p>	

Table: MLAs with declared criminal cases

FINANCIAL BACKGROUND

- **Crorepati MLAs**: Out of the **40** newly elected MLAs, **36 (90%)** are crorepatis. Out of **40** MLAs analysed during **Mizoram 2013 assembly elections**, **30 (75%)** MLAs were crorepatis.

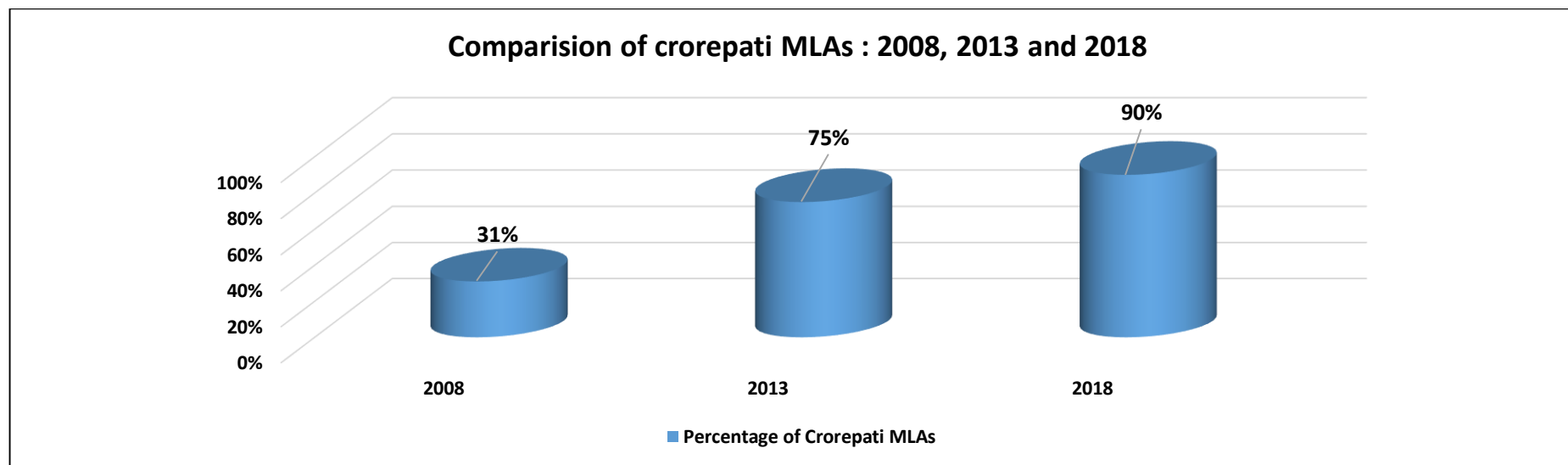


Figure: Comparison of crorepati MLAs: 2008, 2013 and 2018

S.No.	Mizoram Assembly Elections Year	Number of MLAs Analysed	Number of Crorepati MLAs	Percentage of Crorepati MLAs
1	2008	39	12	31%
2	2013	40	30	75%
3	2018	40	36	90%

Table: Comparison of crorepati MLAs: 2008, 2013 and 2018

Data in this Kit is presented in good faith, with an intention to inform voters. MLAs' affidavits obtained from the ECI website (www.eci.nic.in) with nomination papers is the source of this analysis.
Website:-www.adrindia.org, www.myneta.info

- **Party-wise crorepati MLAs: 22 (85%)** out of 26 MLAs from **MNF**, **5 (100%)** out of 5 MLAs from **INC**, **8(100%)** out of 8 MLAs from **Independent** and **1(100%)** MLA from **BJP** has declared assets valued more than **Rs 1 crore**.

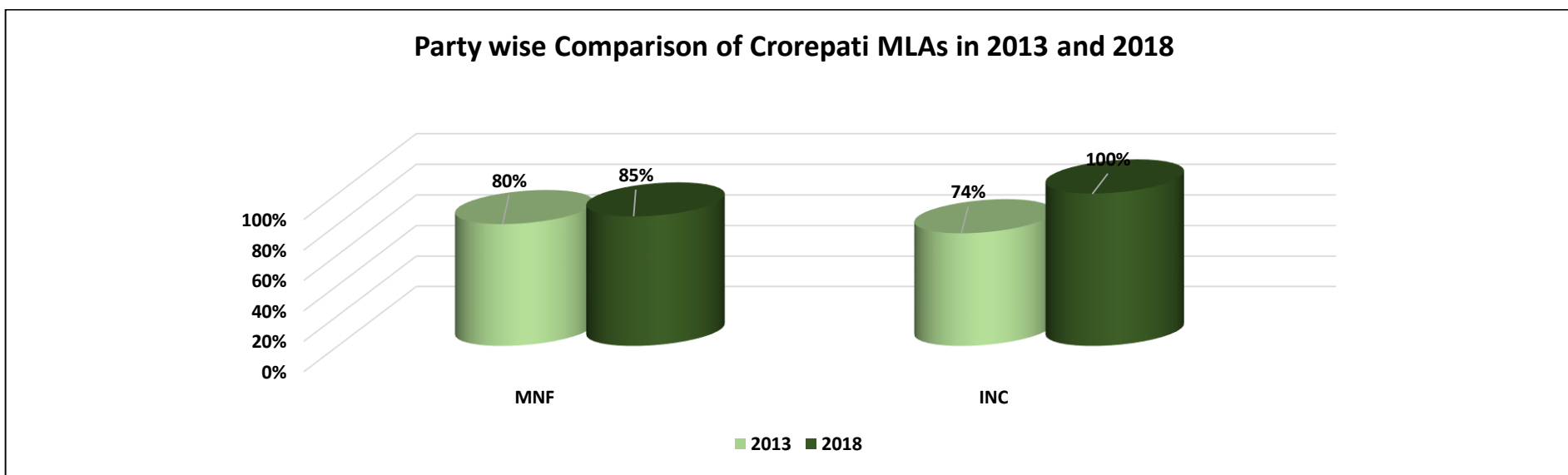


Figure: Party wise Comparison of Crorepati MLAs in 2013 and 2018

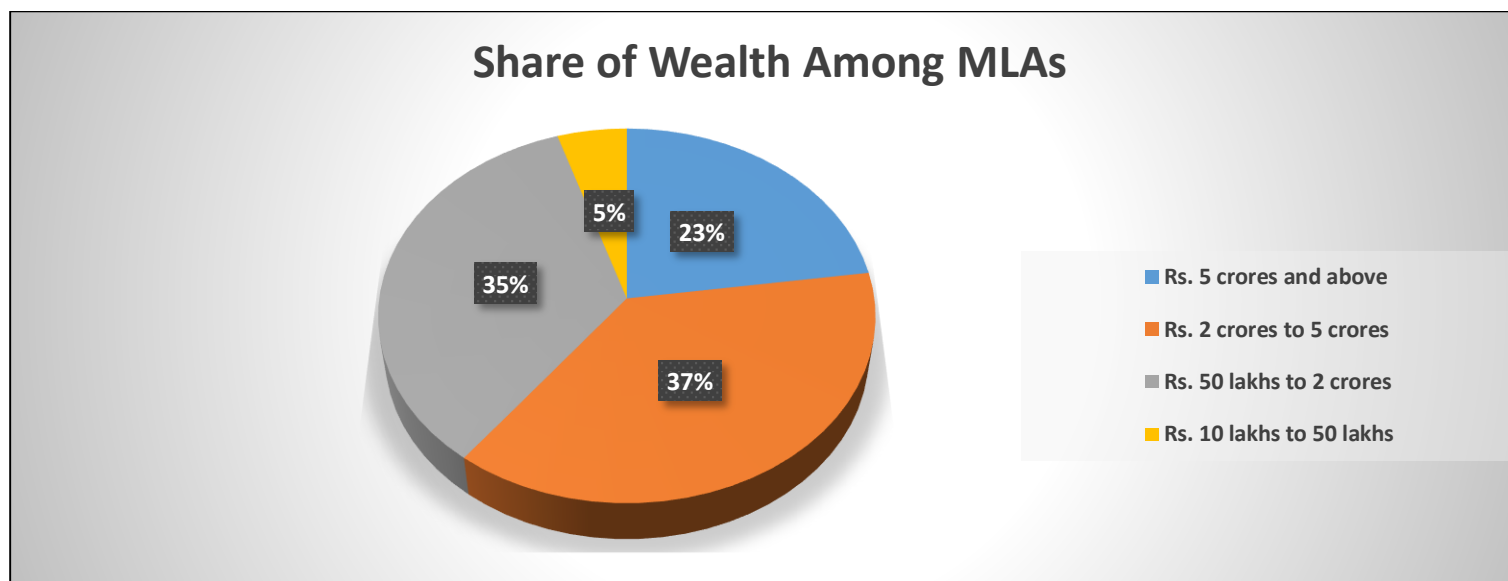


Figure: Share of Wealth among MLAs

- ***Share of Wealth among MLAs*** : The table given below shows the share of wealth among MLAs in Mizoram Assembly Elections ,2018:

Value of assets (Rs.)	Number of MLAs	% of MLAs
Rs. 5 crores and above	9	23%
Rs. 2 crores to 5 crores	15	37%
Rs. 50 lakhs to 2 crores	14	35%
Rs. 10 lakhs to 50 lakhs	2	5%

Table: Share of Wealth Among MLAs

- **Average assets:** The average of assets per MLA in the Mizoram 2018 assembly elections is **Rs. 4.84 crores**. In 2013, the average assets of 40 MLAs analyzed was **Rs 3.10 crores**.

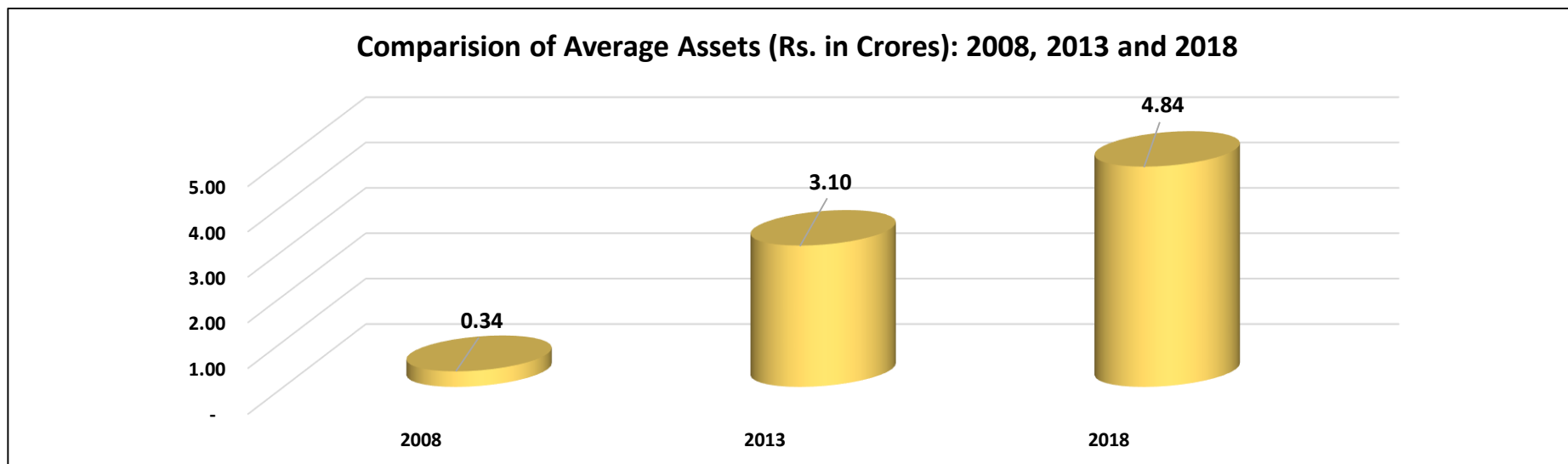


Figure: Comparison of Average Assets (Rs. in Crores): 2008, 2013 and 2018

S.No.	Mizoram Assembly Elections Year	Number of MLAs Analysed	Average Assets (in Rs)
1	2008	39	Rs 34,80,233 34 Lacs+
2	2013	40	Rs 3,10,06,965 3 Crore+
3	2018	40	Rs 4,84,14,039 4 Crore+

- **Party wise average assets:** The average assets per MLA for **26 MNF** MLAs analysed is **Rs 4.97 crores**, **5 INC** MLAs have average assets of **Rs 5.13 crores**, **8 Independent** MLAs have average assets worth **Rs. 4.39 crores** and **1 BJP** MLA has average assets of **Rs 3.31 crores**.

- **High asset MLAs:** The top three MLAs with high assets are given below:

S.No.	Name	District	Constituency	Party Name	Movable Assets (Rs)	Immovable Assets (Rs)	Total Assets (Rs)	PAN Given
1	Robert Romawia Royte	Aizawl	Aizawl East II	MNF	19,31,18,852	25,43,60,710	44,74,79,562 44 Crore+	Y
2	Ramthanmawia	Champhai	East Tuipui	MNF	8,47,36,107	8,51,00,000	16,98,36,107 16 Crore+	Y
3	Lalchhuanthanga	Aizawl	Aizawl South II	IND	3,00,82,162	9,94,00,000	12,94,82,162 12 Crore+	Y

Table: Top three MLAs with highest declared assets

MLAs with declared assets valued less than Rs 1 crore: MLAs with declared assets valued less than Rs 1 crore list are given below:

S.No.	Name	District	Constituency	Party Name	Movable Assets (Rs)	Immovable Assets (Rs)	Total Assets (Rs)	PAN Given
1	T.J Lalnuntluanga	CHAMPHAI	CHAMPHAI SOUTH	MNF	38,62,265	5,00,000	43,62,265 43 Lacs+	Y
2	C Lalmuanpuia	AIZAWL	AIZAWL NORTH III	MNF	17,83,448	30,00,000	47,83,448 47 Lacs+	Y
3	Lalrinsanga Ralte	KOLASIB	SERLUI	MNF	57,39,763	0	57,39,763 57 Lacs+	Y
4	Er. Lalrinawma	SERCHHIP	TUIKUM	MNF	66,83,842	23,70,000	90,53,842 90 Lacs+	Y

Table: MLAs with declared assets valued less than Rs 1 crore.

- **MLAs with high liabilities:** 28(70%) MLAs have declared liabilities in their affidavits and the details of the top 3 MLAs are as follows:

S.No.	Name	District	Constituency	Party Name	Total Assets(Rs)	Liabilities (Rs)	PAN Given
1	Andrew H Thangliana	Kolasib	Tuiriail	IND	9,94,05,111 9 Crore+	1,86,71,042 1 Crore+	Y
2	Robert Romawia Royte	Aizawl	Aizawl East II	MNF	44,74,79,562 44 Crore+	1,52,39,450 1 Crore+	Y
3	C. Ngunlianchunga	Lawngtlai	Lawngtlai West	INC	8,00,10,668 8 Crore+	1,33,34,644 1 Crore+	Y

Table: Top three MLAs with high liabilities

Data in this Kit is presented in good faith, with an intention to inform voters. MLAs' affidavits obtained from the ECI website (www.eci.nic.in) with nomination papers is the source of this analysis.
Website:-www.adrindia.org, www.myneta.info

- **MLAs with high income as declared in ITR:** The table below shows who have declared Income Tax Returns.

S.No.	Name	Party Name	Constituency	District Name	Total Asset (Rs)	Self Source of Income	Spouse's Source of Income	The financial year for which the last income tax return has been filed by winner	Total income shown by winner in ITR (Self+Spouse+Dependent) (Rs)	Self income shown by winner in ITR (Rs)
1	H. Lalziriana	MNF	MAMIT	MAMIT	2,20,50,953 2 Crore+	House Rent, Bank Interest and Savings	-	2018-2019	37,00,215 37 Lacs+	37,00,215 37 Lacs+
2	Lalruatkima	MNF	AIZAWL WEST II	AIZAWL	3,55,98,167 3 Crore+	Salaried, Business	Business	2017-2018	12,62,536 12 Lacs+	12,62,536 12 Lacs+

Table: MLAs with declared income tax returns

- **MLAs who have not declared Income Tax Details*:** 38 (95%) MLAs out of 40 analyzed have not declared income tax details.

* As per section 10 (26) of IT Act 1961, a member of ST residing in specific area of in Arunachal Pradesh, Manipur, Mizoram, Nagaland, Tripura or Ladakh in Jammu and Kashmir is exempt from paying IT.

OTHER BACKGROUND DETAILS

- **Education Details of MLAs:** 10 (25%) MLAs have declared their educational qualification to be between 5th pass and 12th pass while 29 (73%) MLAs have declared having an educational qualification of **graduate or above**.
- **Age details of MLAs:** 3 (8%) MLAs have declared their age to be between 30 and 40 years while 27 (68%) MLAs have declared their age to be between 41 and 60 years. There are 10 (25%) MLAs who have declared their age to be between 61 to 80 years.

Gender details of MLAs: Out of 40 MLAs, there is not even a single woman MLA in the Mizoram 2018 Assembly Elections.

COMPARATIVE ANALYSIS OF ASSETS OF RE-ELECTED MLAS

- **Number of re-elected MLAs:** Number of re-elected MLAs analysed in the assembly elections of 2018 is 9.
- **Average assets of re-elected MLAs in 2013:** The average assets of re-elected MLAs in 2013 was **Rs 2.66 crores**
- **Average assets of re-elected MLAs in 2018:** The average assets of re-elected MLAs in 2018 is **Rs 3.78 crores**.
- **Average growth in assets of re-elected MLAs from 2013 to 2018:** The growth in average assets of re-elected MLAs is **Rs 1.12 crores i.e. by 42%**.
-

Comparative analysis of party wise average assets of re-elected MLAs in 2013 and 2018

S.No.	Party in Mizoram 2018	Total Number of Winners	Average Assets in Mizoram 2018	Average Assets in Mizoram 2013	Average Asset Increase	Average % Increase in Asset
1.	MNF	5	3,67,22,808 3 Crore+	2,45,82,376 2 Crore+	1,21,40,432 1 Crore+	49%
2.	INC	3	4,13,94,322 4 Crore+	3,33,52,734 3 Crore+	80,41,588 80 Lacs+	24%
3.	BJP	1	3,31,86,500 3 Crore+	1,69,30,396 1 Crore+	1,62,56,104 1 Crore+	96%
GRAND TOTAL		9	3,78,87,056.55 3 Crore+	2,66,55,608.77 2 Crore+	1,12,31,447.77 1 Crore+	42%

Table: comparative analysis of party wise average assets of re-elected MLAs in 2013 and 2018

ANALYSIS BASED ON DECLARED CRIMINAL CASES

Party wise MLAs with criminal cases

Party Name	Total number of MLAs analyzed	MLAs with declared Criminal Cases	% of MLAs with declared criminal cases	MLAs with declared serious criminal cases	% of MLAs with declared serious criminal cases
MNF	26	2	8 %	1	4 %
Others	14	0	0%	0	0%
Total	40	2	5%	1	3%

Table: Party wise MLAs with criminal cases

ANALYSIS BASED ON ASSETS

Party wise crorepati MLAs

Party Name	Number of MLAs Analyzed	Number of Crorepatis	Percentage of Crorepati MLAs
MNF	26	22	85%
IND	8	8	100%
INC	5	5	100%
BJP	1	1	100%
Total	40	36	90%

Table: Party wise analysis of crorepati MLAs

Average assets of MLAs: party wise analysis

Party Name	Number of MLAs Analyzed	Average Assets (Rs)
MNF	26	Rs 4,97,93,240 ~ 4 Crore+
IND	8	Rs 4,39,87,575 ~ 4 Crore+

Data in this Kit is presented in good faith, with an intention to inform voters. MLAs' affidavits obtained from the ECI website (www.eci.nic.in) with nomination papers is the source of this analysis.
Website:-www.adrindia.org, www.myneta.info

Party Name	Number of MLAs Analyzed	Average Assets (Rs)
INC	5	Rs 5,13,70,049 ~ 5 Crore+
BJP	1	Rs 3,31,86,500 ~ 3 Crore+
All Parties	40	Rs 4,84,14,039 4 Crore+

Table: Party wise average assets for MLAs

Top 10 MLAs with highest assets

S.No.	Name	District	Constituency	Party Name	Movable Assets (Rs)	Immovable Assets (Rs)	Total Assets (Rs)	PAN Given
1	Robert Romawia Royte	AIZAWL	AIZAWL EAST II	MNF	19,31,18,852	25,43,60,710	44,74,79,562 44 Crore+	Y
2	Ramthanmawia	CHAMPHAI	EAST TUIPUI	MNF	8,47,36,107	8,51,00,000	16,98,36,107 16 Crore+	Y
3	Lalchhuanthanga	AIZAWL	AIZAWL SOUTH II	IND	3,00,82,162	9,94,00,000	12,94,82,162 12 Crore+	Y
4	Lalrindika Ralte	MAMIT	HACHHEK	INC	3,81,50,344	8,16,50,000	11,98,00,344 11 Crore+	Y
5	Andrew H Thangliana	KOLASIB	TUIRIAL	IND	1,14,05,111	8,80,00,000	9,94,05,111 9 Crore+	Y
6	C. Ngunlianlunga	LAWNGTLAI	LAWNGTLAI WEST	INC	2,79,68,413	5,20,42,255	8,00,10,668 8 Crore+	Y
7	R.Lalzirlana	AIZAWL	TAWI	MNF	84,79,226	6,68,20,000	7,52,99,226 7 Crore+	Y
8	Dr R Lalhangliana	LUNGLEI	SOUTH TUIPUI	MNF	1,97,32,003	5,52,40,000	7,49,72,003 7 Crore+	Y
9	Dr Zr.Thiamsanga	CHAMPHAI	CHAMPHAI NORTH	MNF	1,42,06,789	5,44,00,000	6,86,06,789 6 Crore+	Y
10	Lawmawma Tochwawng	LUNGLEI	LUNGLEI EAST	MNF	66,19,734	4,09,10,000	4,75,29,734 4 Crore+	Y

Table: Top 10 MLAs with high assets

Top 10 MLAs with high liabilities

S.No.	Name	District	Constituency	Party Name	Total Assets(Rs)	Liabilities (Rs)	PAN Given
1	Andrew H Thangliana	KOLASIB	TUIRIAL	IND	9,94,05,111 9 Crore+	1,86,71,042 1 Crore+	Y
2	Robert Romawia Royte	AIZAWL	AIZAWL EAST II	MNF	44,74,79,562 44 Crore+	1,52,39,450 1 Crore+	Y
3	C. Ngunlian Chunga	LAWNGTLAI	LAWNGTLAI WEST	INC	8,00,10,668 8 Crore+	1,33,34,644 1 Crore+	Y
4	Lalruatkima	AIZAWL	AIZAWL WEST II	MNF	3,55,98,167 3 Crore+	47,30,027 47 Lacs+	Y
5	Vanlalhlana	AIZAWL	AIZAWL NORTH II	IND	3,30,34,746 3 Crore+	40,00,338 40 Lacs+	Y
6	Dr Zr.Thiamsanga	CHAMPHAI	CHAMPHAI NORTH	MNF	6,86,06,789 6 Crore+	35,00,000 35 Lacs+	Y
7	F Lalnunmawia	AIZAWL	AIZAWL SOUTH III	MNF	1,19,00,315 1 Crore+	22,32,042 22 Lacs+	Y
8	H. Biakzaua	LAWNGTLAI	LAWNGTLAI EAST	MNF	1,78,85,260 1 Crore+	21,57,082 21 Lacs+	Y
9	L.Thangmawia	CHAMPHAI	LENGTENG	MNF	1,22,89,813 1 Crore+	20,96,530 20 Lacs+	Y
10	K. Lalrinliana	KOLASIB	KOLASIB	MNF	4,11,57,512 4 Crore+	19,39,399 19 Lacs+	Y

Table: Top 10 MLAs with highest declared liabilities

INCOME TAX DETAILS OF MLAs

Party wise MLAs who have not Filed ITR*

Party Name	Total MLAs Analyzed	Total MLAs who have Filed ITR	Total MLAs who have not Filed ITR	% of MLAs who have not Filed ITR
MNF	26	2	24	92 %
IND	8	0	8	100 %
INC	5	0	5	100 %
BJP	1	0	1	100 %
Total	40	2	38	95 %

Table: Party wise MLAs who have not Filed ITR

** Some MLAs may be exempted from filing Income Tax Returns*

ANALYSIS BASED ON OTHER BACKGROUND DETAILS OF MLAs

Overall Education Report

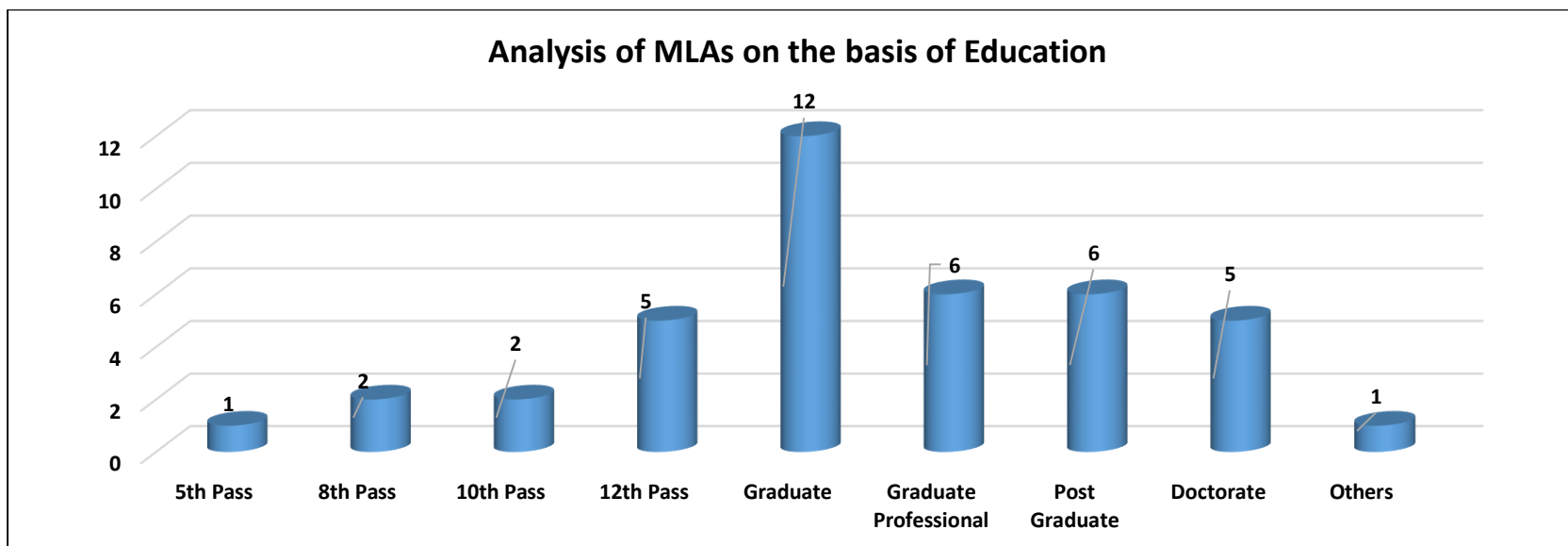


Figure: Analysis of MLAs on the basis of education

Education Group	Number of MLAs analyzed
5th Pass	1
8th Pass	2
10th Pass	2
12th Pass	5
Graduate	12
Graduate Professional	6
Post Graduate	6

Data in this Kit is presented in good faith, with an intention to inform voters. MLAs' affidavits obtained from the ECI website (www.eci.nic.in) with nomination papers is the source of this analysis.
Website:-www.adrindia.org, www.myneta.info

Education Group	Number of MLAs analyzed
Doctorate	5
Others	1
Total	40

Table: Analysis of MLAs on the basis of education

Analysis based on Age groups

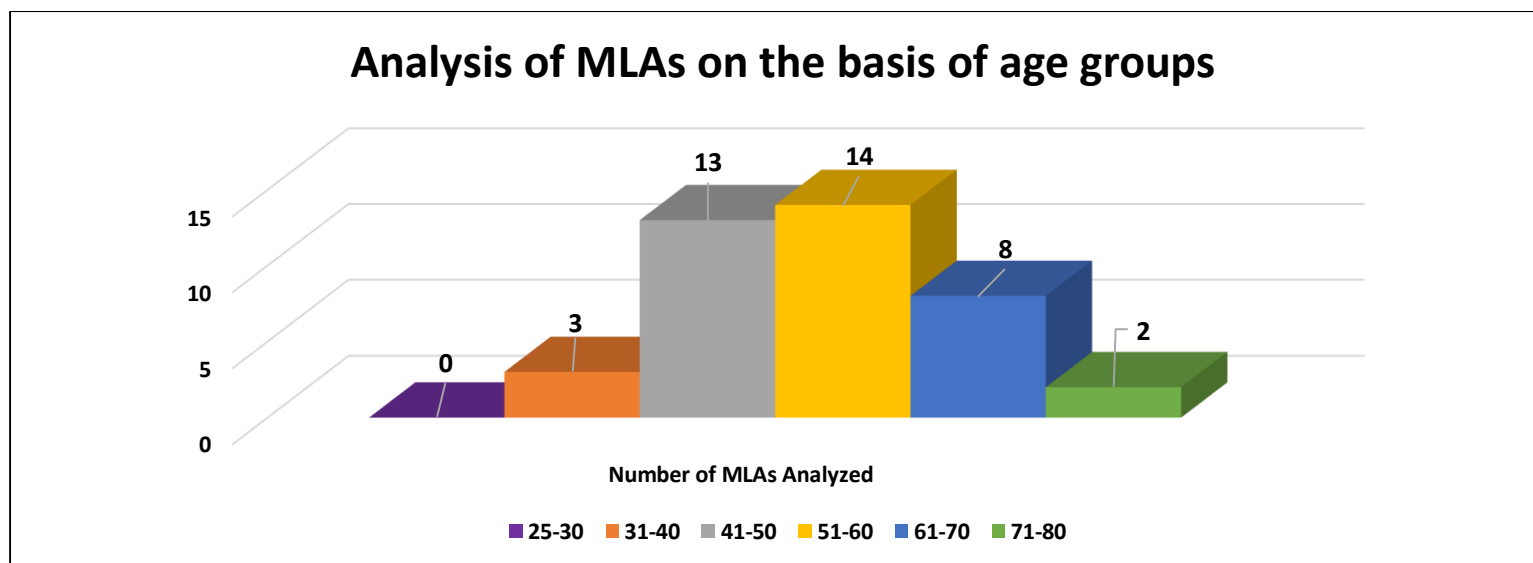


Figure: Analysis of MLAs on the basis of age groups

Age Group (In Years)	Number of MLAs Analyzed
25-30	0
31-40	3
41-50	13
51-60	14
61-70	8
71-80	2
Total	40

Table: Analysis of MLAs on the basis of age groups

11 Oldest MLAs: The details of 11 Oldest MLAs are given below.

S.No.	District	Constituency	MLA	Party	Age
1	CHAMPHAI	TUICHANG	Tawnluia	MNF	75
2	AIZAWL	AIZAWL EAST I	Zoramthanga	MNF	74
3	AIZAWL	AIZAWL WEST I	Lalduhoma*	IND	69
4	AIZAWL	TAWI	R.Lalzirliana	MNF	69
5	SERCHHIP	SERCHHIP	Lalduhoma	IND	69
6	SERCHHIP	HRANGTURZO	Lalchamlia	MNF	63
7	LUNGLEI	LUNGLEI EAST	Lawmawma Tochwawng	MNF	62
8	LUNGLEI	SOUTH TUIPUI	Dr R Lalthangliana	MNF	62
9	AIZAWL	AIZAWL SOUTH II	Lalchhuanthanga	IND	61
10	CHAMPHAI	EAST TUIPUI	Ramthanmawia	MNF	61
11	AIZAWL	AIZAWL WEST III	V.L. Zaithanzama	IND	60
12	CHAMPHAI	CHAMPHAI NORTH	Dr Zr.Thiamsanga	MNF	60

Table: 11 Oldest MLAs

**The MLA has also won from Serchhip constituency.*


Data in this Kit is presented in good faith, with an intention to inform voters. MLAs' affidavits obtained from the ECI website (www.eci.nic.in) with nomination papers is the source of this analysis.
Website:-www.adrindia.org, www.myneta.info

11 Youngest MLAs: The details of 11 youngest MLAs are given below.

S.No.	District	Constituency	MLA	Party	Age
1	CHAMPHAI	CHAMPHAI SOUTH	T.J Lalnuntluanga	MNF	39
2	AIZAWL	AIZAWL NORTH II	Vanlalhlana	IND	40
3	KOLASIB	SERLUI	Lalrinsanga Ralte	MNF	40
4	KOLASIB	TUIRIAL	Andrew H Thangliana	IND	41
5	LUNGLEI	LUNGLEI NORTH	Vanlaltanpuia	MNF	43
6	MAMIT	HACHHEK	Lalrindika Ralte	INC	43
7	CHAMPHAI	LENGTENG	L.Thangmawia	MNF	44
8	AIZAWL	AIZAWL NORTH III	C Lalmuanpuia	MNF	45
9	AIZAWL	AIZAWL SOUTH III	F Lalnunmawia	MNF	45
10	LAWNGTLAI	TUICHAWNG	Buddha Dhan Chakma	BJP	45
11	SERCHHIP	TUIKUM	Er. Lalrinawma	MNF	45

Table: 11 youngest MLAs

Overall Gender Report



Men	40
Women	0
Total	40

ASSETS DETAILS OF MLAs

S.No.	Name	District	Constituency	Party Name	Movable Assets (Rs)	Immovable Assets (Rs)	Total Assets (Rs)	PAN Given
1	Robert Romawia Royte	AIZAWL	AIZAWL EAST II	MNF	19,31,18,852	25,43,60,710	44,74,79,562 44 Crore+	Y
2	Ramthanmawia	CHAMPHAI	EAST TUIPUI	MNF	8,47,36,107	8,51,00,000	16,98,36,107 16 Crore+	Y
3	Lalchhuanthanga	AIZAWL	AIZAWL SOUTH II	IND	3,00,82,162	9,94,00,000	12,94,82,162 12 Crore+	Y
4	Lalrindika Ralte	MAMIT	HACHHEK	INC	3,81,50,344	8,16,50,000	11,98,00,344 11 Crore+	Y
5	Andrew H Thangliana	KOLASIB	TUIRIAL	IND	1,14,05,111	8,80,00,000	9,94,05,111 9 Crore+	Y
6	C. Ngunlianchunga	LAWNGTLAI	LAWNGTLAI WEST	INC	2,79,68,413	5,20,42,255	8,00,10,668 8 Crore+	Y
7	R.Lalzirliana	AIZAWL	TAWI	MNF	84,79,226	6,68,20,000	7,52,99,226 7 Crore+	Y
8	Dr R Lalthangliana	LUNGLEI	SOUTH TUIPUI	MNF	1,97,32,003	5,52,40,000	7,49,72,003 7 Crore+	Y
9	Dr Zr.Thiamsanga	CHAMPHAI	CHAMPHAI NORTH	MNF	1,42,06,789	5,44,00,000	6,86,06,789 6 Crore+	Y
10	Lawmawma Tochwawng	LUNGLEI	LUNGLEI EAST	MNF	66,19,734	4,09,10,000	4,75,29,734 4 Crore+	Y
11	K. Lalrinliana	KOLASIB	KOLASIB	MNF	1,01,57,512	3,10,00,000	4,11,57,512 4 Crore+	Y
12	Lalchhandama Ralte	AIZAWL	TUIVAWL	MNF	65,00,381	3,35,30,000	4,00,30,381 4 Crore+	Y
13	Zoramthanga	AIZAWL	AIZAWL EAST I	MNF	82,31,186	3,02,00,000	3,84,31,186 3 Crore+	Y
14	Lalrintluanga Sailo	MAMIT	DAMPA	MNF	1,23,81,683	2,52,00,000	3,75,81,683 3 Crore+	Y
15	Lalruatkima	AIZAWL	AIZAWL WEST II	MNF	1,48,64,041	2,07,34,126	3,55,98,167 3 Crore+	Y

Data in this Kit is presented in good faith, with an intention to inform voters. MLAs' affidavits obtained from the ECI website (www.eci.nic.in) with nomination papers is the source of this analysis.
Website:-www.adrindia.org, www.myneta.info

S.No.	Name	District	Constituency	Party Name	Movable Assets (Rs)	Immovable Assets (Rs)	Total Assets (Rs)	PAN Given
16	Buddha Dhan Chakma	LAWNGTLAI	TUICHAWNG	BJP	1,59,56,370	1,72,30,130	3,31,86,500 3 Crore+	Y
17	Vanlalhlana	AIZAWL	AIZAWL NORTH II	IND	1,00,34,746	2,30,00,000	3,30,34,746 3 Crore+	Y
18	Lalrinliana Sailo	AIZAWL	CHALFILH	MNF	80,15,274	2,42,69,925	3,22,85,199 3 Crore+	Y
19	Dr K Beichhua	SAIHA	SAIHA	MNF	58,77,608	2,55,00,000	3,13,77,608 3 Crore+	Y
20	Zodintluanga Ralte	LUNGLEI	THORANG	INC	1,46,04,881	1,37,95,144	2,84,00,025 2 Crore+	Y
21	H. Lalzirliana	MAMIT	MAMIT	MNF	90,50,953	1,30,00,000	2,20,50,953 2 Crore+	Y
22	C Lalrinsanga	LUNGLEI	LUNGLEI WEST	MNF	51,09,411	1,64,00,000	2,15,09,411 2 Crore+	Y
23	Lalduhoma	AIZAWL	AIZAWL WEST I	IND	23,45,074	1,90,00,000	2,13,45,074 2 Crore+	Y
24	Lalduhoma	SERCHHIP	SERCHHIP	IND	23,45,074	1,90,00,000	2,13,45,074 2 Crore+	Y
25	H. Biakzaua	LAWNGTLAI	LAWNGTLAI EAST	MNF	43,85,260	1,35,00,000	1,78,85,260 1 Crore+	Y
26	Vanlalhlana	AIZAWL	AIZAWL NORTH I	IND	46,67,000	1,30,00,000	1,76,67,000 1 Crore+	Y
27	V.L. Zaithanzama	AIZAWL	AIZAWL WEST III	IND	20,60,003	1,50,00,000*	1,70,60,003 1 Crore+	Y
28	Nihar Kanti Chakma	LUNGLEI	WEST TUIPUI	INC	90,99,091	66,73,183	1,57,72,274 1 Crore+	Y
29	Kt Rokhaw	SAIHA	PALAK	INC	5,36,933*	1,23,30,000	1,28,66,933 1 Crore+	Y
30	C. Lalsawivunga	AIZAWL	AIZAWL SOUTH I	IND	5,61,427	1,20,00,000	1,25,61,427 1 Crore+	Y
31	L.Thangmawia	CHAMPHAI	LENGTENG	MNF	23,87,813	99,02,000	1,22,89,813 1 Crore+	Y
32	K Pachhunga	LUNGLEI	LUNGLEI SOUTH	MNF	17,01,000	1,03,02,663	1,20,03,663 1 Crore+	Y

Data in this Kit is presented in good faith, with an intention to inform voters. MLAs' affidavits obtained from the ECI website (www.eci.nic.in) with nomination papers is the source of this analysis.
 Website:-www.adrindia.org, www.myneta.info

S.No.	Name	District	Constituency	Party Name	Movable Assets (Rs)	Immovable Assets (Rs)	Total Assets (Rs)	PAN Given
33	F Lalnunmawia	AIZAWL	AIZAWL SOUTH III	MNF	29,00,315	90,00,000	1,19,00,315 1 Crore+	Y
34	Vanlaltanpuia	LUNGLEI	LUNGLEI NORTH	MNF	57,52,975	55,00,000	1,12,52,975 1 Crore+	Y
35	Lalchamlia	SERCHHIP	HRANGTURZO	MNF	20,62,593	89,40,000	1,10,02,593 1 Crore+	Y
36	Tawnluia	CHAMPHAI	TUICHANG	MNF	54,04,771	52,00,000	1,06,04,771 1 Crore+	Y
37	Er. Lalrinawma	SERCHHIP	TUIKUM	MNF	66,83,842	23,70,000	90,53,842 90 Lacs+	Y
38	Lalrinsanga Ralte	KOLASIB	SERLUI	MNF	57,39,763	0	57,39,763 57 Lacs+	Y
39	C Lalmuanpuia	AIZAWL	AIZAWL NORTH III	MNF	17,83,448	30,00,000	47,83,448 47 Lacs+	Y
40	T.J Lalnuntluanga	CHAMPHAI	CHAMPHAI SOUTH	MNF	38,62,265	5,00,000	43,62,265 43 Lacs+	Y

Table: Assets details of newly elected MLAs

* on assets value indicates that the candidate has not provided the total in their affidavits, it has been calculated on the basis of details provided by them in the same

ASSETS COMPARISON FOR RE-ELECTED MLAs (SORT BY ASSETS INCREASE/DECREASE IN RUPEES)

S.No.	Name	Pan Given (Y/N)	ITR Given (Y/N)	Source of Income (Self)	Source of Income (Spouse)	Party in Mizoram 2018	Party in Mizoram 2013	District in Mizoram 2018	Constituency in Mizoram 2018	Constituency in Mizoram 2013	Assets in Mizoram 2018 (Rs.)	Assets in Mizoram 2013 (Rs.)	Asset Increase/Decrease (Rs.)	% Increase / decrease in Asset	Total Annual Income as per last return (Rs.)
1.	Lalrinliana Sailo	Y	N	Politician	Monthly Salary from Government of Mizoram	MNF	INC	AIZAWL	CHALFILH	TUICHANG	3,22,85,199 3 Crore+	36,01,219 36 Lacs+	2,86,83,980 2 Crore+	797%	0
2.	C. Ngunlianlunga	Y	N	Salary, House Rent	Salary, House Rent	INC	INC	LAWNGTLAI	LAWNGTLAI WEST	LAWNGTLAI WEST	8,00,10,668 8 Crore+	5,92,09,873 5 Crore+	2,08,00,795 2 Crore+	35%	0
3.	Dr K Beichhua	Y	N	MLA (Remuneration)	Monthly Salary Govt. of Mizoram	MNF	MNF	SAIHA	SAIHA	SAIHA	3,13,77,608 3 Crore+	1,37,29,000 1 Crore+	1,76,48,608 1 Crore+	129%	0
4.	Buddha Dhan Chakma	Y	N			BJP	INC	LAWNGTLAI	TUICHAWNG	TUICHAWNG	3,31,86,500 3 Crore+	1,69,30,396 1 Crore+	1,62,56,104 1 Crore+	96%	0
5.	R.Lalzirlina	Y	N	Civil Pension	Service Salary	MNF	INC	AIZAWL	TAWI	TAWI	7,52,99,226 7 Crore+	6,48,15,000 6 Crore+	1,04,84,226 1 Crore+	16%	0
6.	Nihar Kanti Chakma	Y	N			INC	INC	LUNGLEI	WEST TUIPUI	WEST TUIPUI	1,57,72,274 1 Crore+	1,00,73,026 1 Crore+	56,99,248 56 Lacs+	57%	0
7.	Er. Lalrinawma	Y	N	Salary	Business	MNF	MNF	SERCHHIP	TUIKUM	TUIKUM	90,53,842 90 Lacs+	70,93,974 70 Lacs+	19,59,868 19 Lacs+	28%	0
8.	Lalruatkima	Y	Y	Salaried, Business	Business	MNF	MNF	AIZAWL	AIZAWL WEST II	AIZAWL WEST - 2	3,55,98,167 3 Crore+	3,36,72,689 3 Crore+	19,25,478 19 Lacs+	6%	12,62,536 12 Lacs+

Data in this Kit is presented in good faith, with an intention to inform voters. MLAs' affidavits obtained from the ECI website (www.eci.nic.in) with nomination papers is the source of this analysis.
Website:-www.adrindia.org, www.myneta.info

S.No.	Name	Pan Given (Y/N)	ITR Given (Y/N)	Source of Income (Self)	Source of Income (Spouse)	Party in Mizoram 2018	Party in Mizoram 2013	District in Mizoram 2018	Constituency in Mizoram 2018	Constituency in Mizoram 2013	Assets in Mizoram 2018 (Rs.)	Assets in Mizoram 2013 (Rs.)	Asset Increase/Decrease (Rs.)	% Increase / decrease in Asset	Total Annual Income as per last return (Rs.)
9.	Zodintluanga Ralte	Y	N	Salary as MLA/Minister	M&M Enterprise, GSTIN 15ACZPL5538P1ZK, VZ Biaka, GSTIN 15ACZPL5538P2ZK	INC	INC	LUNGLEI	THORANG	THORANG	2,84,00,025 2 Crore+	3,07,75,302 3 Crore+	-23,75,277	-8%	0

Table: Assets comparison for re-elected MLAs (Sort by assets increase/decrease in Rupees)

How information is disseminated?



www.myneta.info

Provides full information of criminal cases, asset, liability and education details declared by candidates in the self sworn affidavits filed by them prior to contesting Lok Sabha and State Assembly elections.

www.adrindia.org

Provides detailed analytical reports of Lok Sabha, state assembly, local body elections and financial reports of political parties.



Get information by SMS the users have to send
MYNETA <PINCODE> or <CONSTITUENCY>
to 56070 or 9246556070



1800-110-440
Mon to Fri : 10 am to 6 pm



Twitter: www.twitter.com/adrspeaks

Facebook page: www.facebook.com/adr.new
www.facebook.com/myneta.info

You Tube: www.youtube.com/adrspeaks



Myneta:
The Criminal, Financial, Educational and other background information self declared by candidates in their affidavits during elections is now available on your mobile phones.

Election Watch Reporter :
This app enables citizens with a tool to capture violation of election related laws and the code of conduct.

Both the applications are available on Google Play Store.



Data in this Kit is presented in good faith, with an intention to inform voters. MLAs' affidavits obtained from the ECI website (www.eci.nic.in) with nomination papers is the source of this analysis.
Website:-www.adrindia.org, www.myneta.info

Contact Details

National Election Watch/Association for Democratic Reforms

Media and Journalist Helpline +91 80103 94248 Email: adr@adrindia.org	Mr. Biswendu Bhattacharjee +91-94361-25214 biswendu.tripura@gmail.com	Maj.Gen. Anil Verma (Retd) Head National Election Watch, Association for Democratic Reforms 011 4165 4200, +91 88264 79910 adr@adrindia.org , anilverma@adrindia.org	Prof Jagdeep Chhokar IIM Ahmedabad (Retd.) Founder Member, National Election Watch, Association for Democratic Reforms +91 99996 20944 jchhokar@gmail.com	Prof Trilochan Sastry IIM Bangalore Founder Member, National Election Watch, Association for Democratic Reforms +91 94483 53285 trilochans@iimb.ac.in
--	--	---	--	---

DISCLAIMER

All information in this report has been taken from the website of Election Commission of India (<http://affidavitarchive.nic.in/>). **ADR does not add or subtract any information, unless the EC changes the data. In particular, no unverified information from any other source is used.** While all efforts have been made to ensure that the information is in keeping with what is available in the ECI website, in case of discrepancy between information in this report and that given in the ECI website, the information available ECI website should be treated as correct. Association for Democratic Reforms, Mizoram Election Watch and their volunteers are not responsible or liable for any damage arising directly or indirectly from the publication of this report.