

29th January 2019

Press Release

Rajasthan Assembly Elections 2018

Analysis of Vote Share, Margin of Victory and Representativeness of Winners

Association for Democratic Reforms

T-95, C.L. House, 2nd Floor,
Near Gulmohar Commercial Complex
Gautam Nagar,
New Delhi-110 049
Phone: +91-011-4165-4200
Fax : +91-11-46094248
Email : adr@adrindia.org

To report any electoral violations and malpractices during elections download the Election Watch Reporter (Android App)

https://play.google.com/store/apps/details?id=com.webrosoft.election_watch_reporter

Contents

Summary and Highlights	3
Vote Share and Representativeness of Winners	5
Representation of Political Parties	5
Voter Turnout	7
Vote Share of Winner	8
<i>Winners with highest vote share</i>	9
<i>Winners with Least Vote Share</i>	9
Representativeness of Winners	13
Margin of Victory for Winners	15
<i>Winners with Margin of Victory less than 1000 votes:</i>	15
<i>Winners with Margin of Victory more than 30%:</i>	16
Performance of Women Winners in Rajasthan Assembly Elections, 2018	18
Performance of Re-elected Winners in Rajasthan Assembly Elections, 2018	19
None of the Above	20
Vote Share and Representativeness of Winners in Rajasthan Assembly Elections	21
Margin of Victory of Winners from Rajasthan Assembly Elections	37
Contact Details	57
DISCLAIMER	57

Summary and Highlights

ADR and Rajasthan Election Watch (REW) have analysed the vote share for the 199 constituencies in the Rajasthan Assembly Elections, 2018. The elections in one constituency namely Ramgarh has not been held.

In the Rajasthan Assembly Elections 2018, 86 political parties and independents were in the fray. These included, 6 national political parties, 7 state political parties and 73 registered unrecognized parties. In comparison, during the 2013 Rajasthan State Assembly elections, 56 political parties were in the fray. These included, 6 national political parties, 10 state political parties and 40 registered unrecognized parties. This reflects that there has been **54% increase in the number of political parties that contested in 2018 from 2013**

- The **voter's turnout** for the Rajasthan Assembly 2018 was **74.6%** whereas voter's turnout in 2013 assembly elections was **75.7%**.
- **Vote Share of Winners**
 - The winners of the Rajasthan State Assembly elections, 2018 won by an average of 46 % of total votes polled. In the 2013 elections winners won by an average of 47% of total votes polled.
 - **66(33%)** winners won with 50% and above of the total votes polled in their constituency
 - **133(67%)** winners won with less than 50% of the total votes polled in their constituency.
 - Out of 73 winner of **BJP**, **48(66%)** won with less than 50 % of total votes polled in their constituencies. **58(59%)** out of 99 winners **from INC**; **6(100%)** out of 6 winners from **BSP**; **3(100%)** out of 3 winners from **Rashtriya Loktantrik Party**; **2(100%) winners** each from **CPM and Bhartiya Tribal Party**; **1(100%)** winner from **RLD** and **13(100%) independent winner** have won with less than 50% of total votes polled in their constituency.
 - **14(30%)** out of 46 **winners with declared criminal cases** have won with a vote share of 50% and above.
 - **58(37%)** out 158 **crorepati winners** have won with a vote share of 50% and above.
- **Representativeness of Winners**
 - All the winners of the Rajasthan State Assembly Elections, 2018 won with an average of 34% of the total registered voters. This implies that the winners represents on an average, 34% of the total electorate. In the Rajasthan State Assembly Elections, 2013 won by an average of 36% of the total registered votes.
 - Out of 73 winner of **BJP**, **59(81%)** have won less than 40% of votes of the total registered voters in the constituency. **73(74%)** out of 99 winners **from INC**; **6(100%)** winners from **BSP**; **3(100%)** winners from **Rashtriya Loktantrik Party**; **2-2(100%) winners** each from **CPM and Bhartiya Tribal Party**; **1(100%)** winner from **RLD** and **12(92%) independent** winners have won less than 40 % of votes of the total registered voters in the constituency.

➤ **Margin of Victory**

- 9 winners have won with margin of victory of less than 1000 votes.
- Only 5 winners have won with more than 30% of margin of victory.

➤ **Winners with Declared Criminal Cases and their Margin of Victory:**

1. **37** out of 46 winners with declared criminal cases have won against a runners up with a clean background.
2. Among these 37 winners, 4 winners have won with more than 20 % margin of victory.
3. Among these, Kailash Chandra Meghwal (BJP) from Shahpura constituency won with 44% margin of victory.
4. There are 29 winners with clean background who have won against a runners up with declared criminal cases. Out of these 29 winner, 3 have won with 20 % and above margin of victory.

➤ **Crorepati Winners and their Margin of Victory:**

1. 30 out of 158 crorepati winners have won against a non-crorepati runners up.
2. Among these 30 winners, only 3 winners have won with more than 20 % margin of victory.
3. Among these, Prithviraj (INC) from Todabhim constituency won with 45% margin of victory.
4. There are 26 non-crorepati winners who have won against crorepati runners up. Only one of them has won with more than 20% margin of victory.

➤ **Performance of Women Winners**

- Among the 199 winners, 23 are women.
- None of the women winners have won with less than 30 % of Vote share.
- Among the women winners, Zahida Khan (INC) from Kaman Constituency has won with the highest vote share, i.e. 58% in her constituency. She has won with 47% representativeness and 21 % of margin of victory.

➤ **Performance of Re-elected Winners**

- Out of total 57 re-elected winners, none have won with less than 30 % of vote share in their respective constituency. **13(23%)** have won with more than 50% of vote share.
- **18(32%)** re-elected winners have won with less than 5% of margin of victory whereas 3 have won with more than 25% of margin of victory.

NOTA

- The NOTA button instated by the ECI in 2013 gave the voters an options of rejecting all the candidates in their constituency. The total number of votes polled for None-of-the-above option were 4, 67,781 votes during the Rajasthan State Assembly Elections, 2018.

Vote Share and Representativeness of Winners

Representation of Political Parties

In the Rajasthan Assembly Elections 2018, 86 political parties and independents were in the fray. These included, 6 national political parties, 7 state political parties and 73 registered unrecognized parties. In comparison, during the 2013 Rajasthan State Assembly elections, 56 political parties were in the fray. These included, 6 national political parties, 10 state political parties and 40 registered unrecognized parties. This reflects that there has been **54% increase** in the number of political parties that contested in 2018 from 2013.

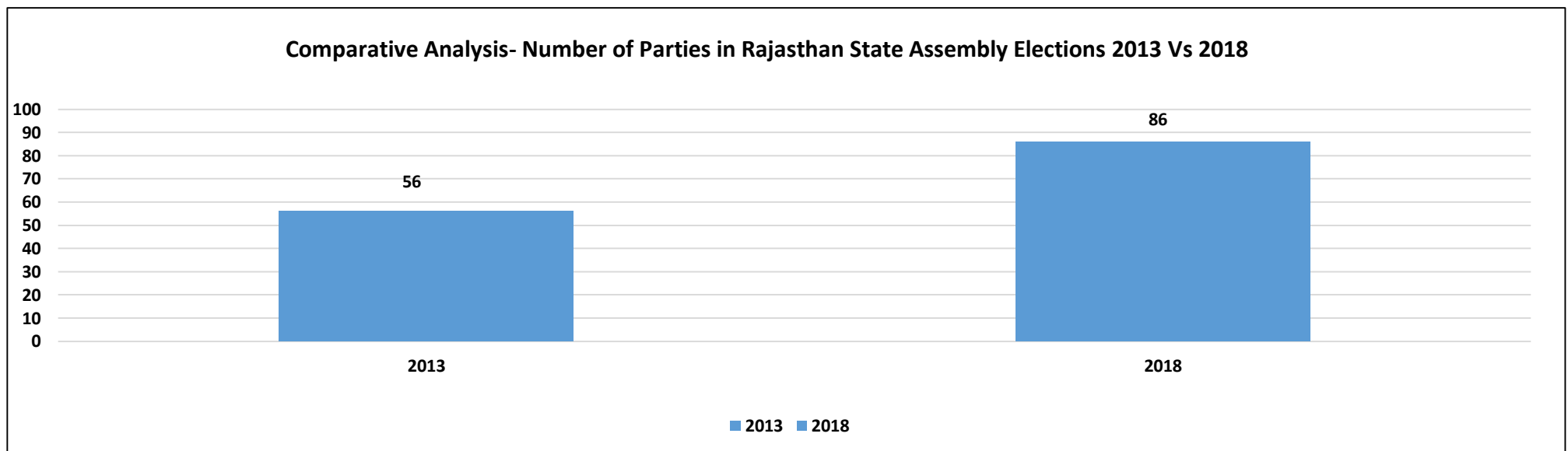


Figure: Number of Political Parties: 2013 Vs 2018

Count	Rajasthan Assembly Elections, 2013					Rajasthan Assembly Elections, 2018				
	National Political parties	State Political Parties	Registered Unrecognized Parties	Independents	Total	National Political Parties	State Political Parties	Registered Unrecognized Parties	Independents	Total
No. of Parties	6	10	40	NA	56	6	7	73	NA	86
No. of Candidates	672	258	408	758	2096	627	209	608	830	2274

Table: Number of Political Parties and Candidates

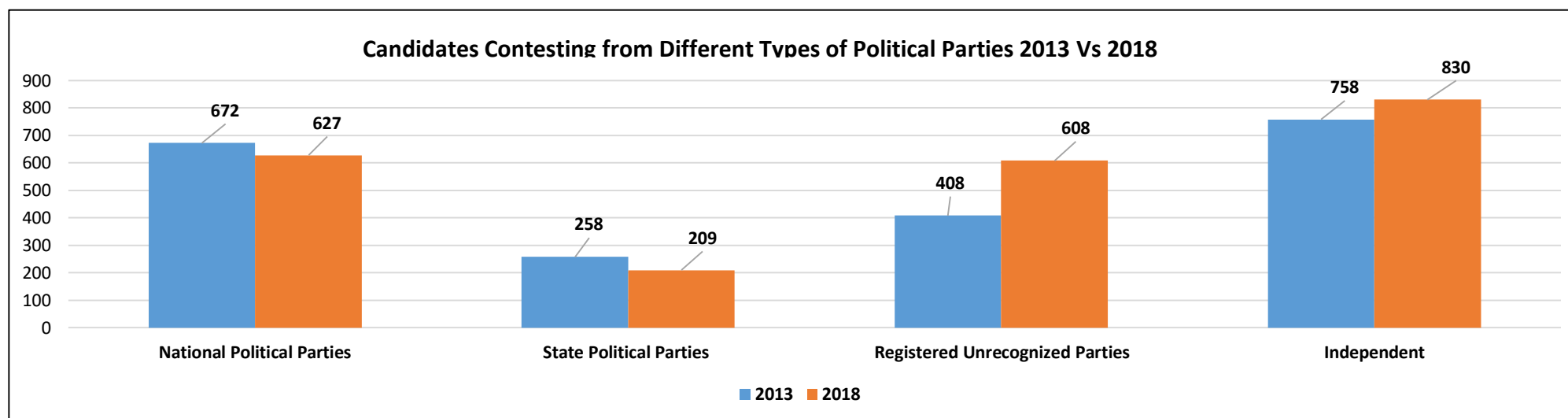


Figure: Candidates Contesting from Different Types of Political Parties

Voter Turnout

The voter's turnout for the Rajasthan Assembly was **74.6%** whereas voter's turnout in 2013 assembly elections was **75.7%**.

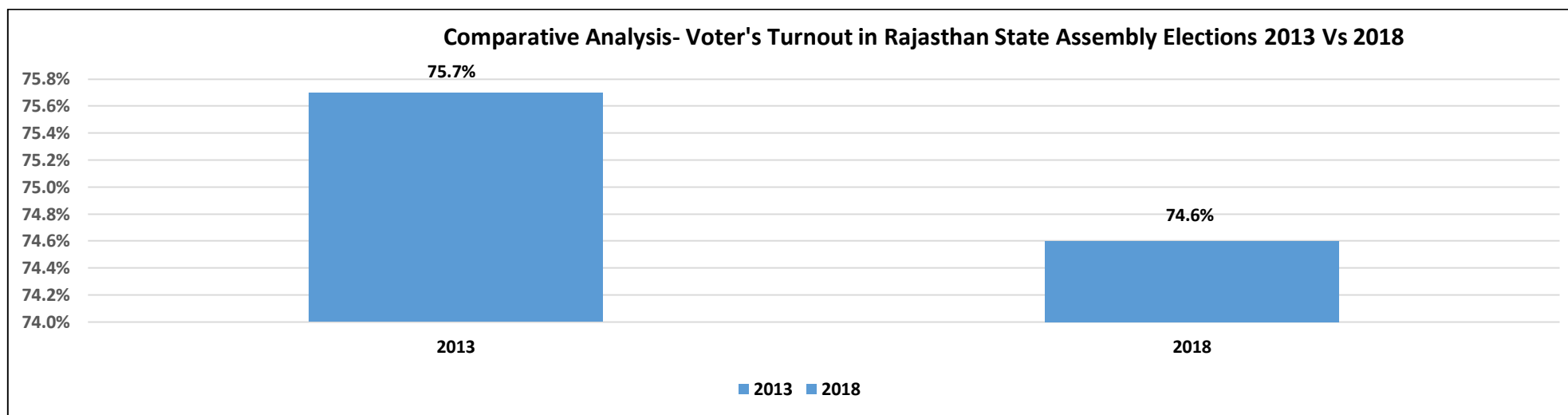


Figure: Comparative Analysis – Voters' Turnout

Top 3 Constituencies with Highest Voters' turnout: The following are the top 3 constituencies with highest voters' turnout in the Rajasthan Elections, 2018

S.No	Constituency	Total Registered Voters	Total Votes Polled	Percentage of Voters ' Turnout
1	Pokaran	195607	172069	88.0%
2	Sangaria	230401	200650	87.1%
3	Kushalgarh	228812	197900	86.5%

Table: Top 3 Constituencies with Highest Voters' turnout

Top 3 Constituencies with Lowest Voters' turnout: The following are the top 3 constituencies with lowest voters' turnout in the Rajasthan Elections, 2018

S.No.	Constituency	Total Registered Voters	Total Votes Polled	Percentage of Voters ' Turnout
1	Marwar junction	270569	164523	60.8%
2	Sumerpur	283832	173853	61.3%
3	Jalore	265676	163100	61.4%

Table: Top 3 Constituencies with Lowest Voters' turnout

Vote Share of Winner

The percentage of vote share was calculated by dividing the votes polled for the winner by the total number of valid votes polled. The value of vote share represents votes won by the winning candidates among the total number of valid votes polled.

$$\text{Votes Share} = \frac{(\text{Total Votes Polled for Winner})}{(\text{Total No. of Valid Votes Polled})}$$

The winners of the Rajasthan State Assembly elections, 2018 won by an average of 45.6 % of total votes polled. In the 2013 elections winners won by an average of 47.4 % of total votes polled.

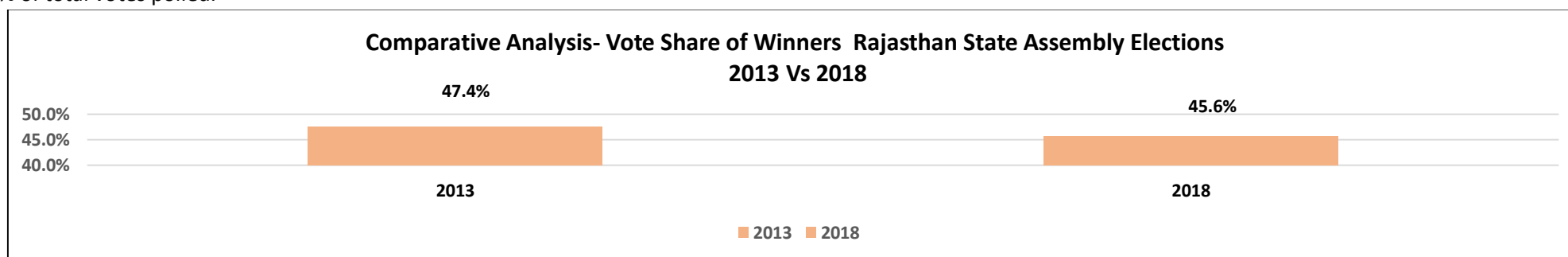


Figure: Comparative Analysis – Vote Share of Winners

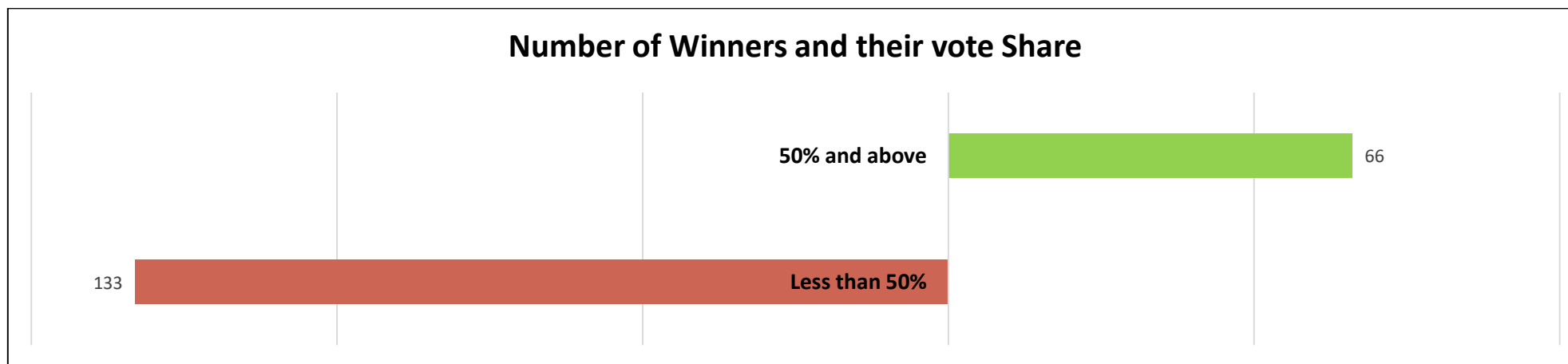


Figure: No. of Winners- Vote Share

Winners with highest vote share: 66(33%) winners won with 50% and above of the total votes polled in their constituency. The top 3 winners who have attained the highest vote share during the Rajasthan State Assembly Elections, 2018 are given below:

S.No.	Winner	Party	Constituency	Total Registered Voters	Total Votes Polled	Total Votes Winner	% of Votes share
1	Prithviraj	INC	Todabhim	254728	164379	107691	65.5%
2	Sachin Pilot	INC	Tonk	224106	171566	109040	63.6%
3	Ashok Gehlot	INC	Sardarpura	229042	153350	97081	63.3%

Table: Winners with highest vote share

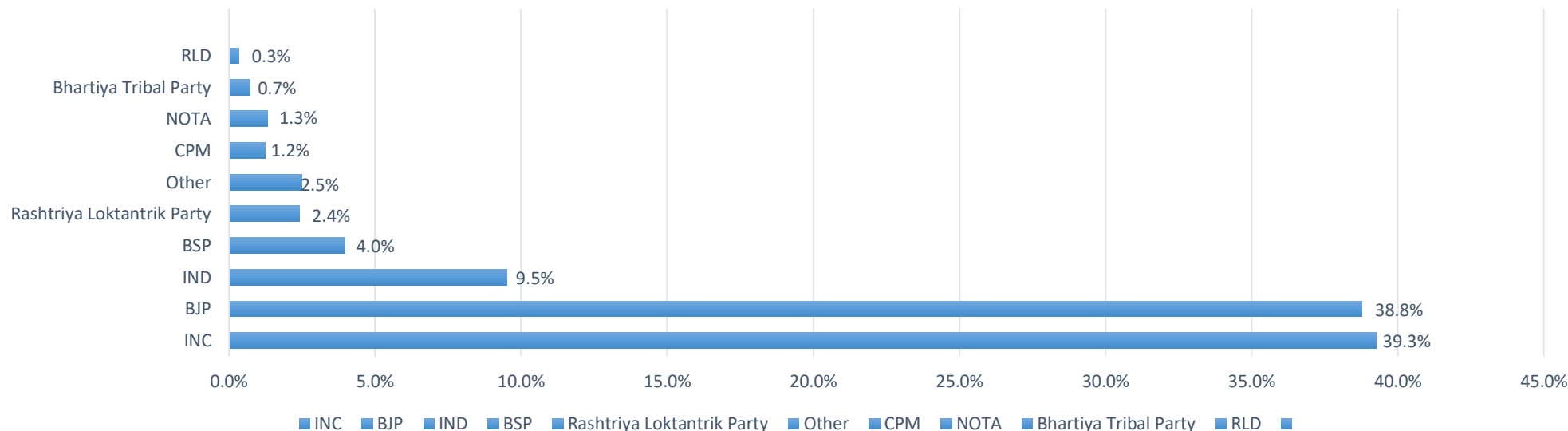
Winners with Least Vote Share: 133(67%) winners won with less than 50% of the total votes polled in their constituency. The top 3 winners who have attained the least vote share during the Rajasthan State Assembly Elections, 2018 are given below:

S.No.	Winner	Party	Constituency	Total Registered Voters	Total Votes Polled	Total Votes Winner	% of Votes share
1	RAJ KUMAR GAUR	Independent	Ganganagar	220166	169653	44998	26.5%
2	JOGINDER SINGH AWANA	BSP	Nadbai	262325	180985	50976	28.2%
3	DR. SUBHASH GARG	RLD	Bharatpur	255603	173752	52869	30.4%

Table: Winners with least vote share

Party Wise Vote Share

Party Wise Percentage of Vote Share



S.No.	Party	Number of Total Votes Polled for the Party	Percentage of Vote Share
1	Indian National Congress	13935201	39.3%
2	Bharatiya Janata Party	13757502	38.8%
3	Independent	3372206	9.5%
4	Bahujan Samaj Party	1410995	4.0%
5	Rashtriya Loktantrik Party	856038	2.4%

S.No.	Party	Number of Total Votes Polled for the Party	Percentage of Vote Share
6	Communist Party of India (Marxist)	434210	1.2%
7	Bhartiya Tribal Party	255100	0.7%
8	Rashtriya Lok Dal	116320	0.3%
9	Other	880724	2.5%
10	Nota	467781	1.3%

Table: Party wise Vote Share

- Party Wise Winners with Less than 50% of Vote Share:** Out of 73 winner of **BJP**, **48(66%)** won with less than 50 % of total votes polled in their constituencies. **58(59%)** out of 99 winners from **INC**; **6(100%)** out of 6 winners from **BSP**; **3(100%)** out of 3 winners from **Rashtriya Loktantrik Party**; **2(100%)** winners each from **CPM** and **Bhartiya Tribal Party**; **1(100%)** winner from **RLD** and **13(100%)** independent winner have won with less than 50% of total votes polled in their constituency.

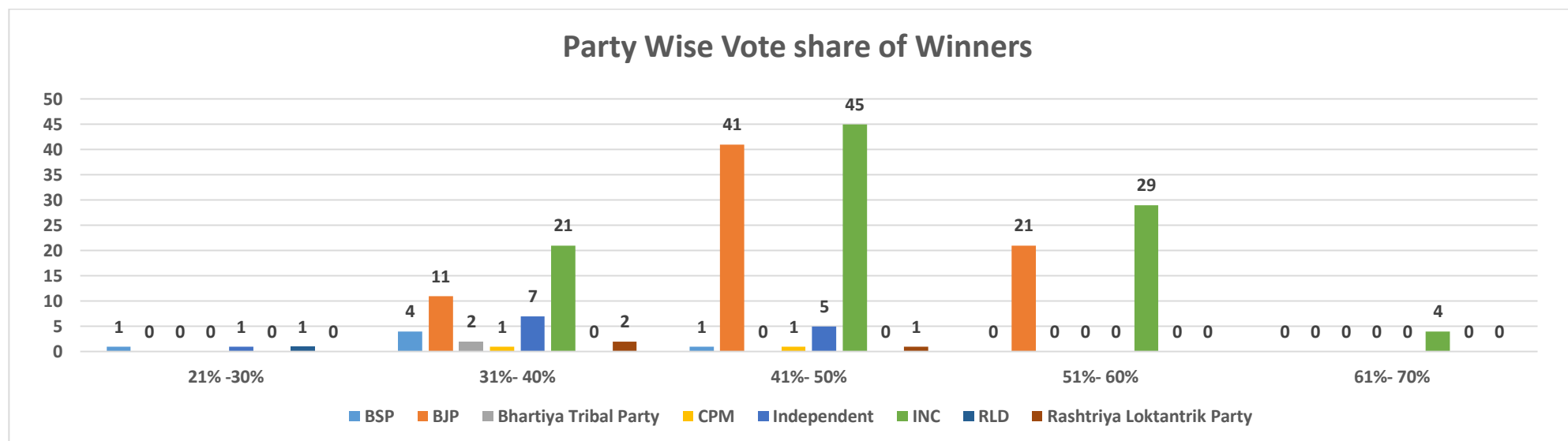


Figure: Party Wise Vote share of Winners

Vote Share	BSP	BJP	Bhartiya Tribal Party	CPM	Independent	INC	RLD	Rashtriya Loktantrik Party	Grand Total
21% -30%	1	0	0	0	1	0	1	0	3
31%- 40%	4	11	2	1	7	21	0	2	48
41%- 50%	1	41	0	1	5	45	0	1	94
51%- 60%	0	21	0	0	0	29	0	0	50
61%- 70%	0	0	0	0	0	4	0	0	4
Grand Total	6	73	2	2	13	99	1	3	199

Table: Party Wise Vote share of Winners

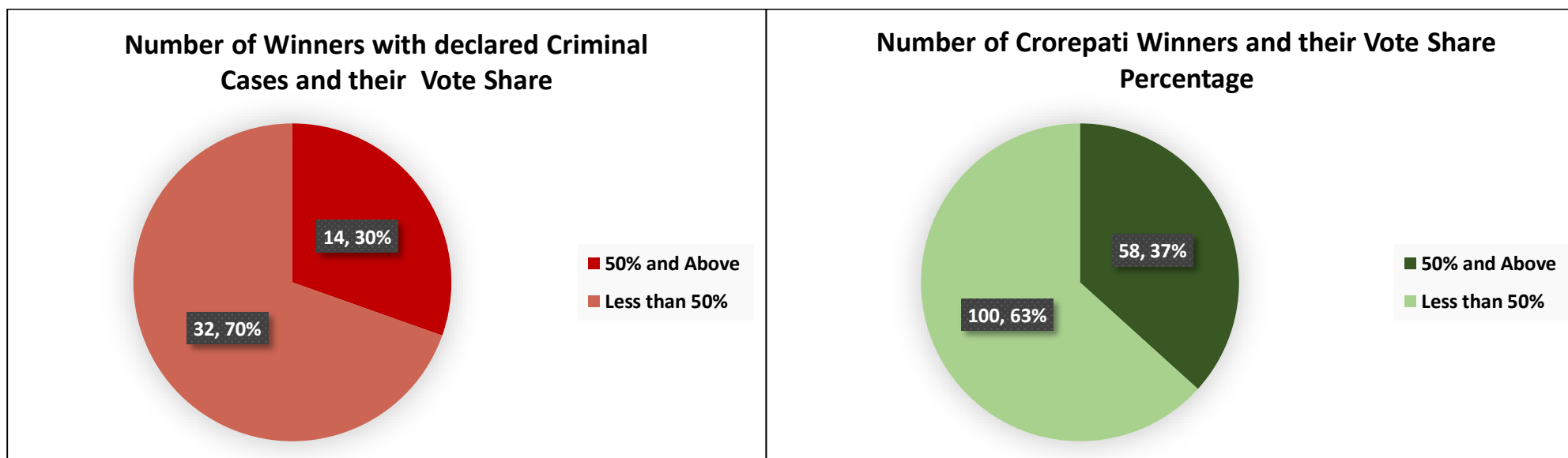


Figure: Vote Share of Winners with declared criminal cases and Crorepati Winners

Winners with Declared Criminal Cases and their Vote Share: 14(30%) out of 46 winners with declared criminal cases have won with a vote share of 50% and above.

Crorepati Winners and their Vote Share: 58(37%) out of 158 crorepati winners have won with a vote share of **50% and above**.

Representativeness of Winners

The percentage of representation is calculated by dividing the votes polled for the winner by the electorate i.e. the total number of registered voters. This value represents the percentage of votes won by the winning candidate among the total number of registered voters in the constituency.

$$\text{Representativeness} = \frac{\text{Total Votes polled for Winner}}{\text{Total No. of Registered Voters}}$$

All the winners of the Rajasthan State Assembly Elections, 2018 won with an average of 34.1% of the total registered voters. This implies that the winners represents on an average, 34.1% of the total electorate. In the Rajasthan State Assembly Elections, 2013 won by an average of 35.9% of the total registered votes.

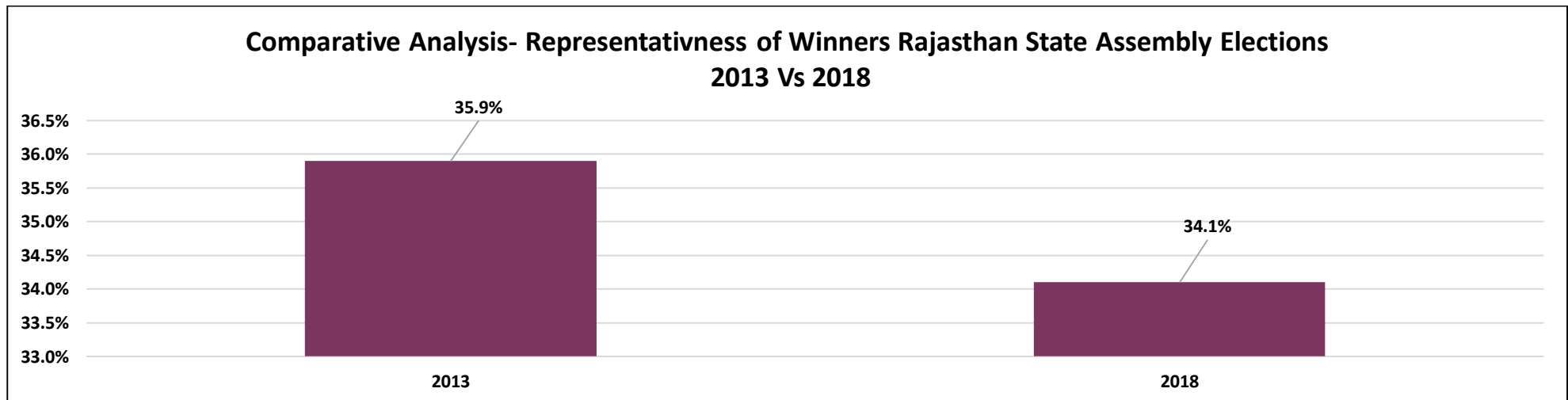


Figure – Comparative Analysis- Representativeness of Winners

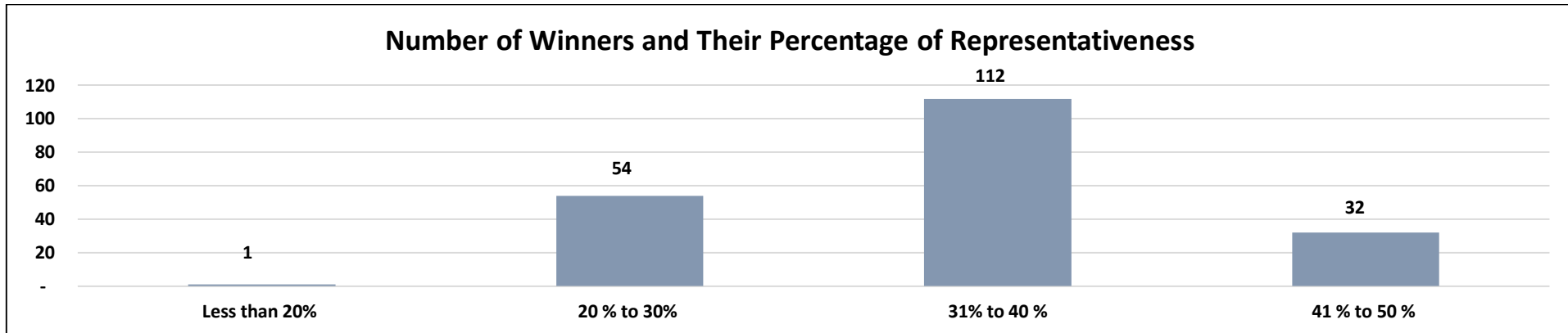


Figure: No. of Winners – Representativeness

- Party-wise Winners with less than 40% of Representativeness:** Out of 73 winner of **BJP**, **59(81%)** have won less than 40% of votes of the total registered voters in the constituency. **73(74%)** out of 99 winners from **INC**; **6(100%)** winners from **BSP**; **3(100%)** winners from **Rashtriya Loktantrik Party**; **2-2(100%)** winners each from **CPM and Bhartiya Tribal Party**; **1(100%)** winner from **RLD** and **12(92%)** independent winners have won less than 40 % of votes of the total registered voters in the constituency.

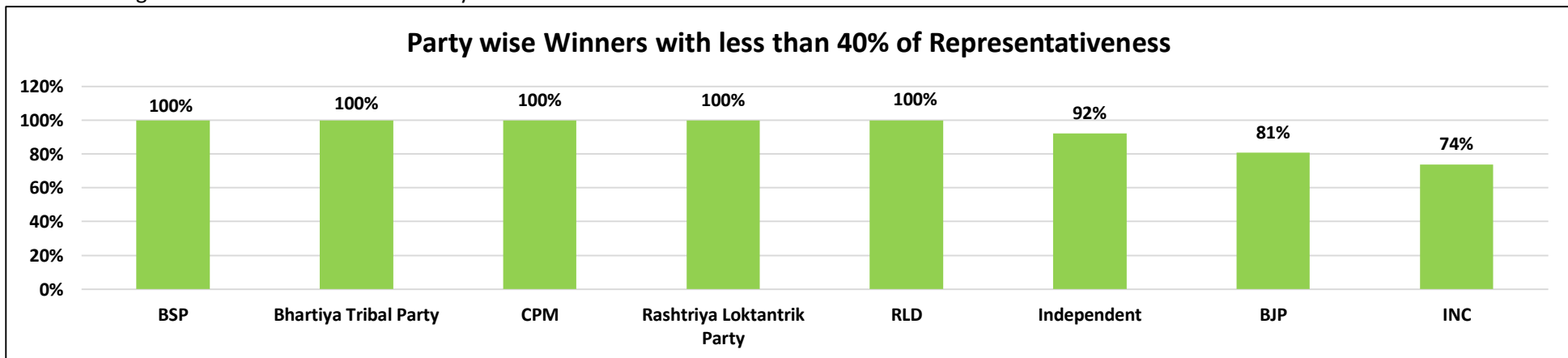


Figure: Party wise Winners with less than 40% of Representativeness

Margin of Victory for Winners

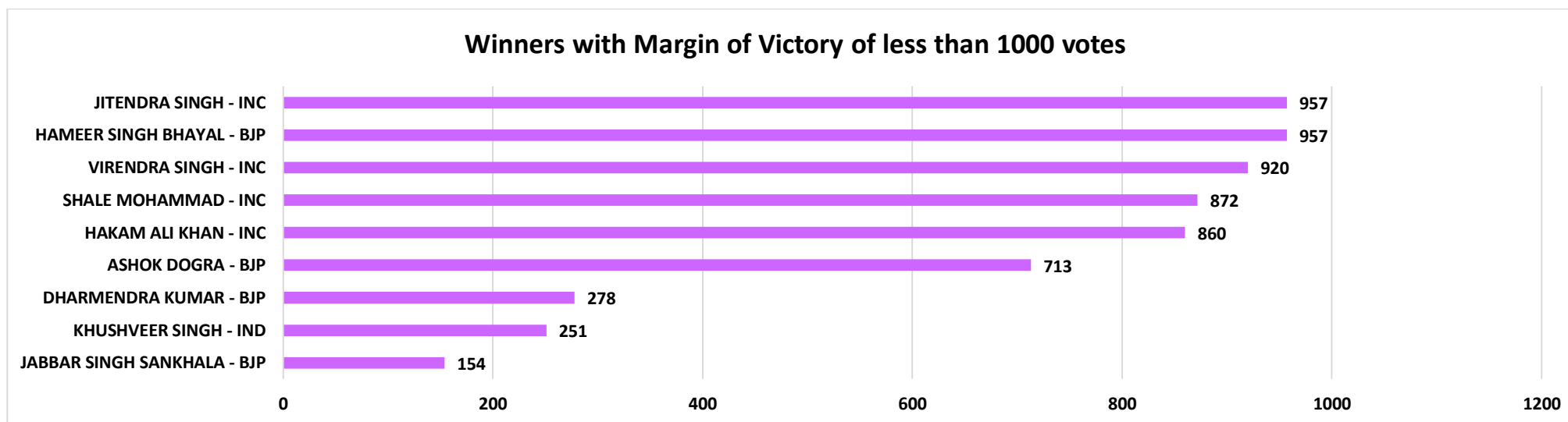


Figure: Winners with Margin of Victory less than 1000 votes

Winners with Margin of Victory less than 1000 votes: The details of winners with Margin of Victory less than 1000 votes are given below:

S.No.	Constituency	Total Registered Voters	Total Votes Polled	Winner	Party	Total Votes Polled for Winner	Runners up	Party	Total Votes Polled for Runner up	Margin of Victory	% Margin of Victory
1	Asind	273705	199236	Jabbar Singh Sankhala	Bharatiya Janata Party	70249	Manish Mewara	Indian National Congress	70095	154	0.1%
2	Marwar junction	270569	164523	Khushveer Singh	Independent	58921	Kesaram Choudhary	Bharatiya Janata Party	58670	251	0.2%
3	Pilibanga	267398	226217	Dharmendra Kumar	Bharatiya Janata Party	106414	Vinod Kumar	Indian National Congress	106136	278	0.1%

S.No.	Constituency	Total Registered Voters	Total Votes Polled	Winner	Party	Total Votes Polled for Winner	Runners up	Party	Total Votes Polled for Runner up	Margin of Victory	% Margin of Victory
4	Bundi	287704	217808	Ashok Dogra	Bharatiya Janata Party	97370	Harimohan Sharma	Indian National Congress	96657	713	0.3%
5	Fatehpur	230365	170627	Hakam Ali Khan	Indian National Congress	80354	Sunita Kumari	Bharatiya Janata Party	79494	860	0.5%
6	Pokaran	195607	172069	Shale Mohammad	Indian National Congress	82964	Pratappuri	Bharatiya Janata Party	82092	872	0.5%
7	Dantaramgarh	255639	188701	Virendra Singh	Indian National Congress	64931	Harish Chand Kumawat	Bharatiya Janata Party	64011	920	0.5%
8	Siwana	242650	159647	Hameer Singh Bhayal	Bharatiya Janata Party	50657	Balaram	Independent	49700	957	0.6%
9	Khetri	207419	153136	Jitendra Singh	Indian National Congress	57153	Dharmpal	Bharatiya Janata Party	56196	957	0.6%

Table: Winners with Margin of Victory less than 1000 votes

Winners with Margin of Victory more than 30%: The details of Winners with Margin of Victory more than 30% are given below:

S.No.	Constituency	Total Registered Voters	Total Votes Polled	Winner	Party	Total Votes Polled for Winner	Runners up	Party	Total Votes Polled for Runner up	Margin of Victory	% Margin of Victory
1	Tonk	224106	171566	Sachin Pilot	INC	109040	Yoonus Khan	BJP	54861	54179	31.6%
2	Shahpura	235137	169927	Kailash Chandra Meghwal	BJP	101451	Mahaveer Prasad	INC	26909	74542	43.9%
3	Todabhim	254728	164379	Prithviraj	INC	107691	Ramesh Chand	BJP	34385	73306	44.6%

Table: Winners with Margin of Victory more than 30%

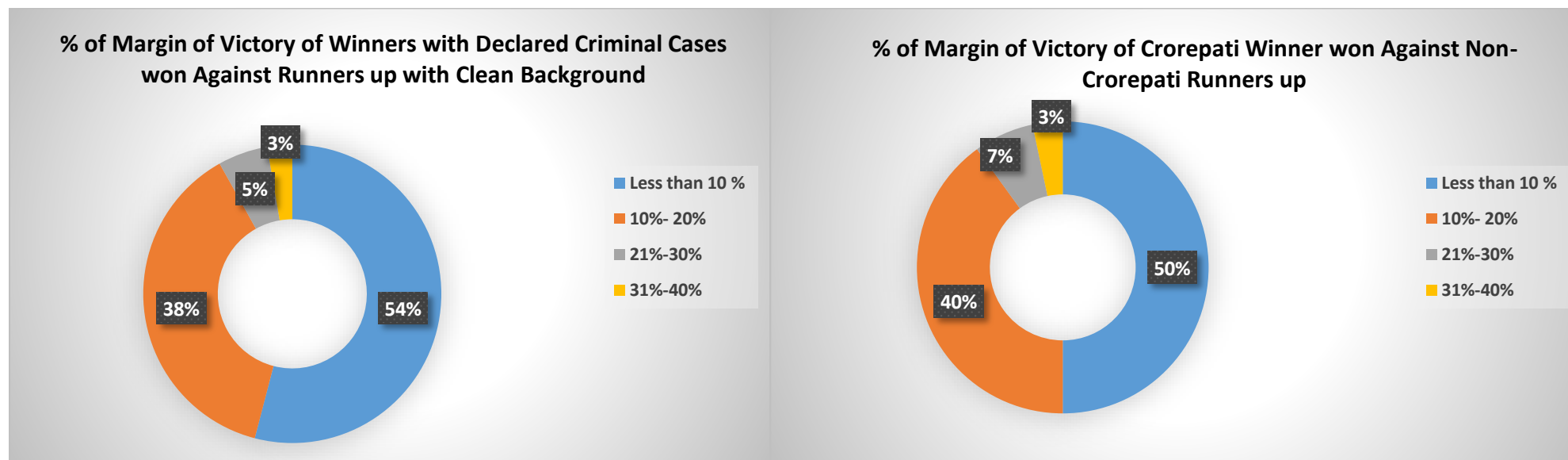


Figure: Margin of Victory of Winners with declared criminal cases and Crorepati Winners

Winners with Declared Criminal Cases and their Margin of Victory:

- 37 out of 46 winners with declared criminal cases have won against a runners up with a clean background.
- Among these 37 winners, 4 winners have won with more than 20% margin of victory.
- Among these, Kailash Chandra Meghwal (BJP) from Shahpura constituency won with 44% margin of victory.
- There are 29 winners with clean background who have won against a runners up with declared criminal cases. Out of these 29 winner, 3 have won with 20 % and above margin of victory.

Crorepati Winners and their Margin of Victory:

- 30 out of 158 crorepati winners have won against a non-crorepati runners up.
- Among these 30 winners, 3 winners have won with more than 20 % margin of victory.
- Among these, Prithviraj (BJP) from Todabhim constituency won with 45% margin of victory.
- There are 26 non-crorepati winners who have won against crorepati runners up. Only one of them has won with more than 20% margin of victory.

Performance of Women Winners in Rajasthan Assembly Elections, 2018

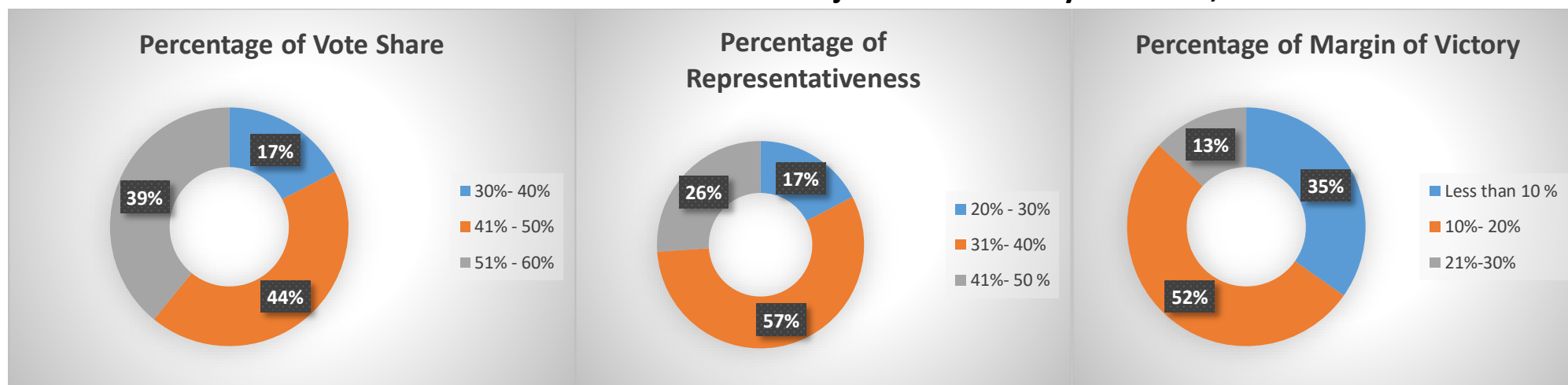


Figure: Performance of Women Winners

- Among the 199 winners, 23 are women.
- None of the women winners have won with less than 30 % of Vote share.
- Among the women winners, Zahida Khan (INC) from Kaman Constituency has won with the highest vote share, i.e. 58% in her constituency. She has won with 47% representativeness and 21% of margin of victory.

Performance of Re-elected Winners in Rajasthan Assembly Elections, 2018

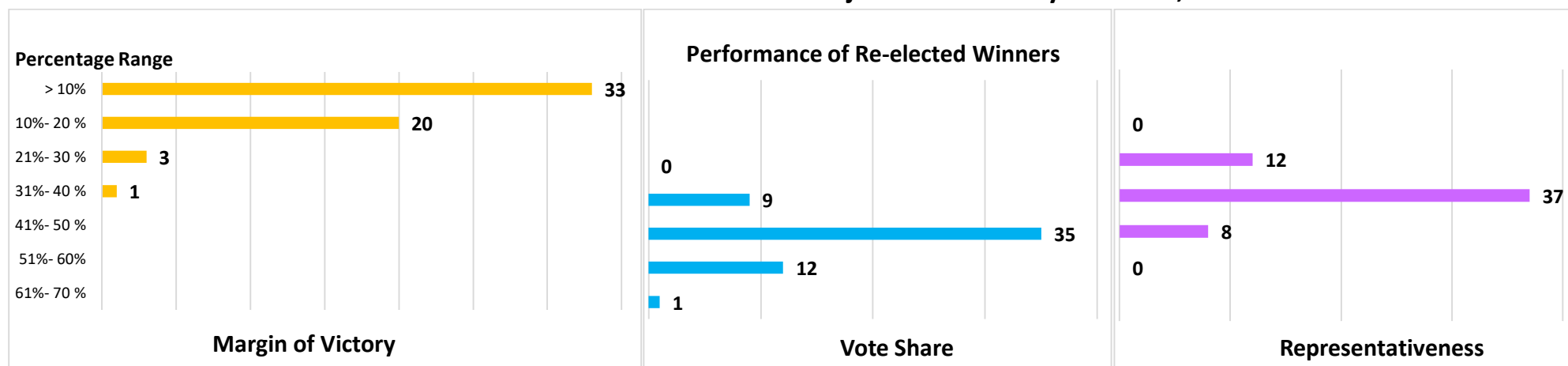


Figure: Performance of Re-Elected Winners

Percentage Range	Margin of Victory	Vote Share	Representativeness
61%- 70 %	0	1	0
51%- 60%	0	12	0
41%- 50 %	0	35	8
31%- 40 %	1	9	37
21%- 30 %	3	0	12
10%- 20 %	20	0	0
> 10%	33	0	0

- Out of total 57 re-elected winners, none have won with less than 30 % of vote share in their respective constituency. **13(23%)** have won with more than 50% of vote share.
- **18(32%)** re-elected winners have won with less than 5% of margin of victory whereas 3 have won with more than 25% of margin of victory.

None of the Above

- The NOTA button instated by the ECI in 2013 gave the voters an options of rejecting all the candidates in their constituency. The total number of votes polled for None-of-the-above option were 4, 67,781 votes during the Rajasthan State Assembly Elections, 2018.
- The top ten constituencies with highest votes polled for NOTA are as follows:

S.No.	Constituency	Total Registered Voters	Total Votes Polled	Voters ' Turnout %	Total Votes Polled for Winner	% of Votes by winner	Votes Polled for NOTA	Percentage of Vote share for NOTA
1	Kushalgarh	228812	197900	86%	94344	48%	11002	5.6%
2	Jhadol	244878	196612	80%	87527	45%	7457	3.8%
3	Reodar	248472	176820	71%	87861	50%	6108	3.5%
4	Kherwara	269058	192277	71%	93155	48%	5899	3.1%
5	Dhariyawad	248194	194277	78%	96457	50%	5769	3.0%
6	Bagidora	237142	197862	83%	97638	49%	5581	2.8%
7	Salumber	264126	184219	70%	87472	47%	5561	3.0%
8	Chohtan	262188	201116	77%	83601	42%	5391	2.7%
9	Bali	303790	196399	65%	96238	49%	5334	2.7%
10	Ghatol	255488	218263	85%	101121	46%	4857	2.2%

Table: Top 10 Constituencies with highest votes polled for NOTA

Vote Share and Representativeness of Winners in Rajasthan Assembly Elections

S.No.	Winner	Constituency	Party	Total Registered Voters	Total Votes Polled	Total Votes Polled for Winner	% of Votes Share	% of representativeness
1	SACHIN PILOT	Tonk	INC	224106	171566	109040	64%	49%
2	ZAHIDA KHAN	Kaman	INC	233498	190878	110789	58%	47%
3	PRAMOD BHAYA	Anta	INC	207876	167249	97160	58%	47%
4	ROOPARAM	Jaisalmer	INC	226284	187702	106531	57%	47%
5	KISANA RAM VISHNOI	Lohawat	INC	232224	183728	106084	58%	46%
6	MURARI LAL	Dausa	INC	217828	172247	99004	57%	45%
7	GOVIND PRASAD	Manohar thana	BJP	242353	206374	110215	53%	45%
8	ASHOK	Hindoli	INC	247851	198621	109958	55%	44%
9	KAILASH CHANDRA MEGHWAL	Shahpura	BJP	235137	169927	101451	60%	43%
10	PRASHANT BAIRWA	Niwai	INC	246941	173928	105784	61%	43%
11	DHARMNARAYAN JOSHI	Mavli	BJP	234549	186006	99723	54%	43%
12	GOPAL LAL MEENA	Jamwa ramgarh	INC	206066	161867	89165	55%	43%
13	CHANDRABHAN SINGH AAKYA	Chittorgarh	BJP	248437	199515	106563	53%	43%

S.No.	Winner	Constituency	Party	Total Registered Voters	Total Votes Polled	Total Votes Polled for Winner	% of Votes Share	% of representativeness
14	RAMLAL	Pratapgarh	INC	235831	194679	100625	52%	43%
15	ANJANA UDAILAL	Nimbahera	INC	255469	219109	110037	50%	43%
16	GURDEEP SINGH	Sangaria	BJP	230401	200650	99064	49%	43%
17	PRITHVIRAJ	Todabhim	INC	254728	164379	107691	66%	42%
18	ASHOK GEHLOT	Sardarpura	INC	229042	153350	97081	63%	42%
19	MEWARAM JAIN	Barmer	INC	233533	188414	97874	52%	42%
20	VASUNDHARA RAJE	Jhalrapatan	BJP	274515	215168	116484	54%	42%
21	KIRAN MAHESHWARI	Rajsamand	BJP	212671	162812	89709	55%	42%
22	KALURAM	Dag	BJP	247755	198088	103665	52%	42%
23	RAMSWAROOP LAMBA	Nasirabad	BJP	214820	169652	89409	53%	42%
24	SHALE MOHAMMAD	Pokaran	INC	195607	172069	82964	48%	42%
25	MAMTA BHUPESH	Sikrai	INC	238028	169106	96454	57%	41%
26	BHAROSI LAL	Hindaun	INC	252327	185998	104694	56%	41%

S.No.	Winner	Constituency	Party	Total Registered Voters	Total Votes Polled	Total Votes Polled for Winner	% of Votes Share	% of representativeness
27	MAHENDRAJEET SINGH MALVIYA	Bagidora	INC	237142	197862	97638	49%	41%
28	RAMILA KHADIYA	Kushalgarh	Independent	228812	197900	94344	48%	41%
29	NIRMALA SAHARIYA	Kishanganj	INC	212667	169950	87765	52%	41%
30	GOPI CHAND MEENA	Jahazpur	BJP	230126	183879	94970	52%	41%
31	HEMARAM CHOUDHARY	Gudhamalani	INC	228914	190991	93433	49%	41%
32	VINOD KUMAR	Hanumangarh	INC	269024	223819	111207	50%	41%
33	CHETAN SINGH CHOUDHARY	Deedwana	INC	232059	166011	92981	56%	40%
34	GOVIND RAM	Khajuwala	INC	208228	153435	82994	54%	40%
35	ASHOK	Khandar	INC	222322	157944	89028	56%	40%
36	MEENA KANWAR	Shergarh	INC	250220	197319	99916	51%	40%
37	KALPANA DEVI	Ladpura	BJP	260832	198712	104912	53%	40%
38	SHANTI KUMAR DHARIWAL	Kota North	INC	238677	177541	94728	53%	40%

S.No.	Winner	Constituency	Party	Total Registered Voters	Total Votes Polled	Total Votes Polled for Winner	% of Votes Share	% of representativeness
39	MADAN DILAWAR	Ramganj mandi	BJP	225103	176523	90817	51%	40%
40	HARENDRA NINAMA	Ghatol	BJP	255488	218263	101121	46%	40%
41	DHARMENDRA KUMAR	Pilibanga	BJP	267398	226217	106414	47%	40%
42	GOTAM LAL	Dhariyawad	BJP	248194	194277	96457	50%	39%
43	RAGHU SHARMA	Kekri	INC	243987	179933	95795	53%	39%
44	ROHIT BOHRA	Rajakhera	INC	195633	143625	76278	53%	39%
45	C. P. JOSHI	Nathdwara	INC	226918	173336	88384	51%	39%
46	PANA CHAND MEGHWAL	Baran-atru	INC	225224	172214	86986	51%	39%
47	BHANWAR SINGH BHATI	Kolayat	INC	227139	179053	89505	50%	39%
48	PARSADI LAL	Lalsot	INC	225430	173502	88828	51%	39%
49	LAXMAN MEENA	Bassi	Independent	208977	168758	79878	47%	38%
50	KANHIYA LAL	Malpura	BJP	245221	178970	93237	52%	38%
51	KAILASH CHANDRA MEENA	Garhi	BJP	262066	205788	99350	48%	38%

S.No.	Winner	Constituency	Party	Total Registered Voters	Total Votes Polled	Total Votes Polled for Winner	% of Votes Share	% of representativeness
52	GOVIND SINGH DOTASARA	Lachhmangarh	INC	255422	189716	98227	52%	38%
53	GIRRAJ SINGH	Bari	INC	211890	181679	79712	44%	38%
54	PHOOL SINGH MEENA	Udaipur Rural	BJP	257145	189570	97382	51%	38%
55	AMIT CHACHAN	Nohar	INC	250227	203819	93851	46%	38%
56	SATISH POONIA	Amber	BJP	247549	199484	93132	47%	38%
57	LALIT KUMAR OSTWAL	Bari sadri	BJP	253109	201578	97111	48%	38%
58	NARENDRA NAGAR	Khanpur	BJP	227598	183254	85984	47%	38%
59	RAJENDRA RATHORE	Churu	BJP	232011	180687	87233	48%	38%
60	BIDHURI RAJENDRA SINGH	Begun	INC	258677	216944	99259	46%	38%
61	TIKA RAM JULLY	Alwar Rural	INC	230500	174506	85752	49%	37%
62	PRATAP SINGH KHACHARIYAWAS	Civil lines	INC	236991	164271	87937	54%	37%
63	RAMNARAIN MEENA	Pipalda	INC	197704	144421	72690	50%	37%

S.No.	Winner	Constituency	Party	Total Registered Voters	Total Votes Polled	Total Votes Polled for Winner	% of Votes Share	% of representativeness
64	RAFEEL KHAN	Adarsh Nagar	INC	242180	174371	88541	51%	37%
65	DR. MAHESH JOSHI	Hawa mahal	INC	232751	169666	85474	50%	37%
66	SURESH SINGH RAWAT	Pushkar	BJP	230462	172944	84860	49%	37%
67	NARAYAN SINGH DEWAL	Raniwara	BJP	238978	185762	88887	48%	37%
68	BHARAT SINGH KUNDANPUR	Sangod	INC	198376	154906	74154	48%	37%
69	VITTHAL SHANKAR AWASTHI	Bhilwara	BJP	256318	175079	93198	53%	36%
70	SHOBHA CHAUHAN	Sojat	BJP	222789	148670	80645	54%	36%
71	JOGESHWAR GARG	Jalore	BJP	265676	163100	95086	58%	36%
72	ASHOK LAHOTY	Sanganer	BJP	302939	209572	107947	52%	36%
73	DANISH ABRAR	Sawai madhopur	INC	236199	163584	85655	52%	36%
74	DIVYA MADERNA	Osian	INC	235303	184642	83629	45%	36%
75	HARISH CHANDRA MEENA	Deoli - uniara	INC	264853	188164	95540	51%	36%

S.No.	Winner	Constituency	Party	Total Registered Voters	Total Votes Polled	Total Votes Polled for Winner	% of Votes Share	% of representativeness
76	J.P. CHANDELIA	Pilani	INC	233122	161569	84715	52%	36%
77	MOHAN RAM CHOUDHARY	NAGPUR	BJP	242315	176092	86315	49%	36%
78	BABU LAL	Jhadol	BJP	244878	196612	87527	45%	36%
79	DEEPENDRA SINGH	Srimadhapur	INC	255837	185707	90941	49%	36%
80	AMIN KAGZI	Kishan pole	INC	198204	142509	71189	50%	36%
81	BULAKI DAS KALLA	Bikaner West	INC	208478	157894	75128	48%	36%
82	AMAR SINGH	Bayana	INC	239110	172885	86962	50%	36%
83	NARENDRA KUMAR	Mandawa	BJP	225567	165444	80599	49%	36%
84	ROOPA RAM	Makrana	BJP	239471	185927	87201	47%	36%
85	JOHARI LAL MEENA	Rajgarh laxmangarh	INC	239874	170648	82876	49%	35%
86	SURENDRA SINGH RATHORE	Kumbhalgarh	BJP	204822	139600	70803	51%	35%
87	DAYARAM PARMAR	Kherwara	INC	269058	192277	93155	48%	35%
88	SANTOSH	Anupgarh	BJP	225520	183323	79383	43%	35%

S.No.	Winner	Constituency	Party	Total Registered Voters	Total Votes Polled	Total Votes Polled for Winner	% of Votes Share	% of representativeness
89	ARJUN SINGH BAMNIYA	Banswara	INC	249683	203878	88447	43%	35%
90	RAMNIWAS GAWRIYA	Parbatsar	INC	220085	170623	76373	45%	35%
91	JAGASI RAM	Reodar	BJP	248472	176820	87861	50%	35%
92	BHANWARLAL SHARMA	Sardarshahar	INC	269351	205747	95282	46%	35%
93	BIHARILAL	Nokha	BJP	246416	191868	86917	45%	35%
94	SANDEEP SHARMA	Kota South	BJP	235691	170340	82739	49%	35%
95	LALCHAND KATARIA	Jhotwara	INC	361442	261319	127185	49%	35%
96	PRATAP SINGH	Chhabra	BJP	226123	180486	79707	44%	35%
97	HAKAM ALI KHAN	Fatehpur	INC	230365	170627	80354	47%	35%
98	SAMA RAM GRASIYA	Pindwara abu	BJP	201932	139551	69360	50%	34%
99	JORARAM KUMAWAT	Sumerpur	BJP	283832	173853	96617	56%	34%
100	SANJAY SHARMA	Alwar Urban	BJP	247468	167048	85041	51%	34%
101	MANJEET DHARAMPAL CHOUDHARY	Mundawar	BJP	218300	160918	73191	45%	34%

S.No.	Winner	Constituency	Party	Total Registered Voters	Total Votes Polled	Total Votes Polled for Winner	% of Votes Share	% of representativeness
102	HANUMAN BENIWAL	Khinwsar	Rashtriya Loktantrik Party	246403	186118	83096	45%	34%
103	JAGDISH CHANDER	Sadulshahar	INC	216780	184756	73153	40%	34%
104	ANITA BHADEL	Ajmer South	BJP	202276	137683	69064	50%	34%
105	VED PRAKASH SOLANKI	Chaksu	INC	205216	158877	70007	44%	34%
106	ASHOK DOGRA	Bundi	BJP	287704	217808	97370	45%	34%
107	INDRA	Bamanwas	INC	222039	141308	73656	52%	33%
108	KANTI PRASAD	Thanagazi	Independent	196931	155938	64079	41%	33%
109	GANESH GHOGRA	Dungarpur	INC	229190	162898	75482	46%	33%
110	GURMEET SINGH KOONER	Karanpur	INC	223817	189597	73896	39%	33%
111	SHOBHARANI KUSHWAH	Dholpur	BJP	202759	147092	67349	46%	33%
112	AMRIT LAL MEENA	Salumber	BJP	264126	184219	87472	47%	33%
113	AMEEN KHAN	Sheo	INC	254165	204476	84338	41%	33%
114	BALWAN POONIA	Bhadra	CPM	251089	202136	82204	41%	33%

S.No.	Winner	Constituency	Party	Total Registered Voters	Total Votes Polled	Total Votes Polled for Winner	% of Votes Share	% of representativeness
115	VASUDEV DEVNANI	Ajmer North	BJP	206312	132947	67881	51%	33%
116	SIDDHI KUMARI	Bikaner East	BJP	223313	153402	73174	48%	33%
117	ARJUN LAL JINGAR	Kapasan	BJP	249879	193911	81470	42%	33%
118	SURYAKANTA VYAS	Soorsagar	BJP	264791	177593	86885	49%	33%
119	GANGA DEVI	Bagru	INC	296725	215845	96635	45%	33%
120	PRATAP LAL BHEEL (GAMETI)	Gogunda	BJP	245777	180447	82307	46%	33%
121	RAKESH PAREEK	Masuda	INC	257190	184891	86008	47%	33%
122	KALICHARAN SARAF	Malviya Nagar	BJP	213343	145781	70221	48%	33%
123	MASTER BHANWARLAL MEGHWAL	Sujangarh	INC	259485	183318	83632	46%	32%
124	PUSHPENDRA SINGH	Bali	BJP	303790	196399	96238	49%	32%
125	VIJAYPAL MIRDHA	Degana	INC	237823	173150	75362	44%	32%
126	BHAJAN LAL JATAV	Weir	INC	248706	167209	78716	47%	32%
127	RAJENDRA PAREEK	Sikar	INC	262329	190311	83472	44%	32%
128	SUMIT GODARA	Lunkaransar	BJP	225151	172895	72822	42%	32%

S.No.	Winner	Constituency	Party	Total Registered Voters	Total Votes Polled	Total Votes Polled for Winner	% of Votes Share	% of representativeness
129	DEEPCHAND	Kishangarh bas	BSP	230933	179490	73799	41%	32%
130	MANISHA PANWAR	Jodhpur	INC	198011	127586	64172	50%	32%
131	ALOK BENIWAL	Shahpura	Independent	209091	174001	66538	38%	32%
132	PADMARAM	Chohtan	INC	262188	201116	83601	42%	32%
133	RAMLAL SHARMA	Chomu	BJP	221292	186402	70183	38%	32%
134	BRIJENDRA SINGH OLA	Jhunjhunu	INC	241843	169196	76177	45%	31%
135	DR. RAJKUMAR SHARMA	Nawalgarh	INC	259875	186377	79570	43%	31%
136	BALVEER SINGH LUTHRA	Raisingh Nagar	BJP	246304	202592	76935	38%	31%
137	GIRDHARILAL	SHREE DUNGARGARH	CPM	230613	178725	72376	40%	31%
138	KRISHNA POONIA	Sadulpur	INC	222865	177498	70020	39%	31%
139	SURESH TAK	Kishangarh	Independent	263205	196122	82678	42%	31%
140	RAMESH CHAND MEENA	Sapotra	INC	249633	170763	76399	45%	31%

S.No.	Winner	Constituency	Party	Total Registered Voters	Total Votes Polled	Total Votes Polled for Winner	% of Votes Share	% of representativeness
141	GULAB CHAND KATARIA	Udaipur	BJP	237220	158671	74660	47%	31%
142	VISHVENDRA SINGH	Deeg-kumher	INC	236412	162375	73730	45%	31%
143	MADAN PRAJAPAT	Pachpadra	INC	224502	162100	69393	43%	31%
144	NIRMAL KUMAWAT	Phulera	BJP	239951	181259	73530	41%	31%
145	CHHAGANSINGH	Ahore	BJP	245860	152126	74928	49%	30%
146	NARPAT SINGH RAJVI	Vidhyadhar Nagar	BJP	321653	225843	95599	42%	30%
147	SUKHRAM VISHNOI	Sanchore	INC	279805	227740	84689	37%	30%
148	GYANCHAND PARAKH	Pali	BJP	248989	172348	75480	44%	30%
149	BABULAL NAGAR	Dudu	Independent	230231	177453	68769	39%	30%
150	RAJKUMAR ROAT	Chorasi	Bhartiya Tribal Party	215538	167781	64119	38%	30%
151	PARASRAM MORDIA	DHOD	INC	253255	190239	75142	39%	30%
152	SANYAM LODHA	Sirohi	Independent	269486	178484	81272	46%	30%
153	RAMPRATAP KASNIYAN	Suratgarh	BJP	229094	191197	69032	36%	30%

S.No.	Winner	Constituency	Party	Total Registered Voters	Total Votes Polled	Total Votes Polled for Winner	% of Votes Share	% of representativeness
154	SUBHASH POONIA S/O LOKRAM POONIA	Surajgarh	BJP	268968	193681	79913	41%	30%
155	MAHENDRA CHOUDHARY	Nawan	INC	240386	175780	72168	41%	30%
156	KHILADI LAL BAIRWA	Baseri	INC	185695	120543	54297	45%	29%
157	MANJU DEVI	Jayal	INC	232856	162248	68415	42%	29%
158	SHAKUNTALA RAWAT	Bansur	INC	223504	168451	65656	39%	29%
159	ABHINESH MAHARSHI	Ratangarh	BJP	247734	184638	71201	39%	29%
160	GOPAL LAL SHARMA	Mandalgarh	BJP	233377	184934	68481	37%	29%
161	POORARAM CHOUDHARY	Bhinmal	BJP	276103	182892	78893	43%	29%
162	HEERARAM	Bilara	INC	265507	185124	75671	41%	29%
163	MAHENDRA VISHNOI	Luni	INC	294428	223071	84979	38%	29%
164	SHANKAR SINGH RAWAT	Beawar	BJP	244824	164593	69932	42%	29%

S.No.	Winner	Constituency	Party	Total Registered Voters	Total Votes Polled	Total Votes Polled for Winner	% of Votes Share	% of representativeness
165	WAJIB ALI	Nagar	BSP	223947	171163	62644	37%	28%
166	INDRAJ SINGH GURJAR	Viratnagar	INC	209309	154618	59427	38%	28%
167	MUKESH KUMAR BHAKAR	Ladnun	INC	236424	165479	65041	39%	28%
168	KAILASH CHANDRA TRIVEDI	Sahara	INC	237388	174621	65420	37%	28%
169	CHANDRAKANTA MEGHWAL	Keshoraipatan	BJP	257060	185158	72596	39%	28%
170	GAJRAJ KHATANA	Bandikui	INC	203726	159603	56433	35%	28%
171	JITENDRA SINGH	Khetri	INC	207419	153136	57153	37%	28%
172	RAJENDRA SINGH YADAV	Kotputli	INC	208015	159688	57114	36%	27%
173	HARISH CHOUDHARY	Baytu	INC	216675	180678	57703	32%	27%
174	SURESH MODI	Neem ka Thana	INC	247453	178579	66287	37%	27%
175	SANDEEP KUMAR	Tijara	BSP	223748	183528	59468	32%	27%
176	GAJENDRA SINGH SHAKTAWAT	Vallabh Nagar	INC	246597	188049	66306	35%	27%

S.No.	Winner	Constituency	Party	Total Registered Voters	Total Votes Polled	Total Votes Polled for Winner	% of Votes Share	% of representativeness
177	BABULAL	Kathumar	INC	205841	145622	54110	37%	26%
178	OM PRAKASH HUDLA	Mahuwa	Independent	199427	147260	51310	35%	26%
179	LAKHAN SINGH	Karauli	BSP	233434	171070	61163	36%	26%
180	PABBA RAM	Phalodi	BJP	229235	175056	60735	35%	26%
181	RAJENDRASINGH GUDHA	Udaipurwati	BSP	227767	173826	59362	34%	26%
182	JABBAR SINGH SANKHALA	Asind	BJP	273705	199236	70249	35%	26%
183	RAMKESH	Gangapur	Independent	233729	159296	58744	37%	25%
184	PUKHRAJ	Bhopalgarh	Rashtriya Loktantrik Party	278595	191458	68386	36%	25%
185	BALJEET YADAV	Behror	Independent	216324	160937	55160	34%	25%
186	VIRENDRA SINGH	DANTARAMGARH	INC	255639	188701	64931	34%	25%
187	NARENDRA BUDANIYA	Taranagar	INC	237250	178304	56968	32%	24%
188	AVINASH	Jaitaran	BJP	278455	195273	65607	34%	24%
189	RAMLAL JAT	Mandal	INC	245989	190792	59645	31%	24%
190	GOPICHAND MEENA	Aspur	BJP	242225	162464	57062	35%	24%

S.No.	Winner	Constituency	Party	Total Registered Voters	Total Votes Polled	Total Votes Polled for Winner	% of Votes Share	% of representativeness
191	SUDARSHAN SINGH RAWAT	Bhim	INC	208831	140064	49355	35%	24%
192	RAMPRASAD	Sagwara	Bhartiya Tribal Party	242869	173889	58406	34%	24%
193	INDIRA DEVI	Merta	Rashtriya Loktantrik Party	252405	180092	57662	32%	23%
194	MAHADEO SINGH	Khandela	Independent	240456	172575	53864	31%	22%
195	KHUSHVEER SINGH	Marwar junction	Independent	270569	164523	58921	36%	22%
196	DR. SUBHASH GARG	Bharatpur	RLD	255603	173752	52869	30%	21%
197	HAMEER SINGH BHAYAL	Siwana	BJP	242650	159647	50657	32%	21%
198	RAJ KUMAR GAUR	Ganganagar	Independent	220166	169653	44998	27%	20%
199	JOGINDER SINGH AWANA	Nadbai	BSP	262325	180985	50976	28%	19%

Table: Vote Share and Representativeness of Winners

Margin of Victory of Winners from Rajasthan Assembly Elections

S.No.	Constituency	Total Registered Voters	Total Votes Polled	Winner	Party for Winner	Votes Polled for Winner	% of Votes Share by winner	Runners up	Party for Runners up	Votes Polled for Runners up	% of Vote Share for Runners up	Margin of Victory	% Margin of Victory
1	Todabhim	254728	164379	PRITHVIRAJ	INC	107691	66%	RAMESH CHAND	BJP	34385	21%	73306	44.60%
2	Shahpura	235137	169927	KAILASH CHANDRA MEGHWAL	BJP	101451	60%	MAHAVEER PRASAD	INC	26909	16%	74542	43.90%
3	Tonk	224106	171566	SACHIN PILOT	INC	109040	64%	YOONUS KHAN	BJP	54861	32%	54179	31.60%
4	Sardarpura	229042	153350	ASHOK GEHLOT	INC	97081	63%	SHAMBHU SINGH	BJP	51484	34%	45597	29.70%
5	Dausa	217828	172247	MURARI LAL	INC	99004	57%	SHANKAR LAL SHARMA	BJP	48056	28%	50948	29.60%
6	Bhilwara	256318	175079	VITTHAL SHANKAR AWASTHI	BJP	93198	53%	OM PRAKASH NARANIWAL	Independent	43620	25%	49578	28.30%
7	Bamanwas	222039	141308	INDRA	INC	73656	52%	NAWAL KISHORE MEENA	Independent	35143	25%	38513	27.30%
8	Bassi	208977	168758	LAXMAN MEENA	Independent	79878	47%	KANHAIYALAL	BJP	37114	22%	42764	25.30%
9	Niwai	246941	173928	PRASHANT BAIRWA	INC	105784	61%	RAM SAHAY VERMA	BJP	61895	36%	43889	25.20%

S.No.	Constituency	Total Registered Voters	Total Votes Polled	Winner	Party for Winner	Votes Polled for Winner	% of Votes Share by winner	Runners up	Party for Runners up	Votes Polled for Runners up	% of Vote Share for Runners up	Margin of Victory	% Margin of Victory
10	Deedwana	232059	166011	CHETAN SINGH CHOUDHARY	INC	92981	56%	JITENDRA SINGH	BJP	52379	32%	40602	24.50%
11	Jhunjhunu	241843	169196	BRIJENDRA SINGH OLA	INC	76177	45%	RAJENDRA SINGH BHAMBOO	BJP	35612	21%	40565	24.00%
12	Lohawat	232224	183728	KISANA RAM VISHNOI	INC	106084	58%	GAJENDRA SINGH	BJP	65208	35%	40876	22.20%
13	Sojat	222789	148670	SHOBHA CHAUHAN	BJP	80645	54%	SHOBHA SOLANKI	INC	48247	32%	32398	21.80%
14	Jalore	265676	163100	JOGESHWAR GARG	BJP	95086	58%	MANJU MEGHWAL	INC	59852	37%	35234	21.60%
15	Sujangarh	259485	183318	MASTER BHANWARLAL MEGHWAL	INC	83632	46%	KHEMARAM	BJP	44883	24%	38749	21.10%
16	Kaman	233498	190878	ZAHIDA KHAN	INC	110789	58%	JAWAHAR SINGH BEADHAM	BJP	71168	37%	39621	20.80%
17	Ahore	245860	152126	CHHAGANSINGH	BJP	74928	49%	SAVARAM PATEL	INC	43880	29%	31048	20.40%
18	Anta	207876	167249	PRAMOD BHAYA	INC	97160	58%	PRABHU LAL SAINI	BJP	63097	38%	34063	20.40%
19	Khajuwala	208228	153435	GOVIND RAM	INC	82994	54%	DR. VISHWANATH	BJP	51905	34%	31089	20.30%

S.No.	Constituency	Total Registered Voters	Total Votes Polled	Winner	Party for Winner	Votes Polled for Winner	% of Votes Share by winner	Runners up	Party for Runners up	Votes Polled for Runners up	% of Vote Share for Runners up	Margin of Victory	% Margin of Victory
20	Sikrai	238028	169106	MAMTA BHUPESH	INC	96454	57%	VIKRAM BANSIWAL	BJP	62671	37%	33783	20.00%
21	Nawalgarh	259875	186377	DR. RAJKUMAR SHARMA	INC	79570	43%	RAVI SAINI	BJP	43070	23%	36500	19.60%
22	Pindwara abu	201932	139551	SAMA RAM GRASIYA	BJP	69360	50%	LALA RAM GRASIYA	INC	42386	30%	26974	19.30%
23	Sumerpur	283832	173853	JORARAM KUMAWAT	BJP	96617	56%	RANJU RAMAWAT	INC	63685	37%	32932	18.90%
24	Thanagazi	196931	155938	KANTI PRASAD	Independent	64079	41%	HEM SINGH	Independent	34729	22%	29350	18.80%
25	Rajgarh laxmangarh	239874	170648	JOHARI LAL MEENA	INC	82876	49%	VIJAY SAMARTH LAL	BJP	52578	31%	30298	17.80%
26	Khandar	222322	157944	ASHOK	INC	89028	56%	JITENDRA KUMAR GOTHWAL	BJP	61079	39%	27949	17.70%
27	Barmer	233533	188414	MEWARAM JAIN	INC	97874	52%	COL. SONARAM CHOUDHARY (RETD)	BJP	64827	34%	33047	17.50%
28	Dungarpur	229190	162898	GANESH GHOGRA	INC	75482	46%	MADHAVLAL VARAHAT	BJP	47584	29%	27898	17.10%
29	Sanganer	302939	209572	ASHOK LAHOTY	BJP	107947	52%	PUSHPENDRA BHARDWAJ	INC	72542	35%	35405	16.90%

S.No.	Constituency	Total Registered Voters	Total Votes Polled	Winner	Party for Winner	Votes Polled for Winner	% of Votes Share by winner	Runners up	Party for Runners up	Votes Polled for Runners up	% of Vote Share for Runners up	Margin of Victory	% Margin of Victory
30	Malpura	245221	178970	KANHIYA LAL	BJP	93237	52%	RANVEER PHALWAN	RLD	63451	35%	29786	16.60%
31	Raisingh Nagar	246304	202592	BALVEER SINGH LUTHRA	BJP	76935	38%	SHYOPAT RAM	CPM	43264	21%	33671	16.60%
32	Jhalrapatan	274515	215168	VASUNDHARA RAJE	BJP	116484	54%	MANVENDRA SINGH	INC	81504	38%	34980	16.30%
33	Jaisalmer	226284	187702	ROOPARAM	INC	106531	57%	SANGSINGH BHATI	BJP	76753	41%	29778	15.90%
34	Sawai madhopur	236199	163584	DANISH ABRAR	INC	85655	52%	ASHA MEENA	BJP	60456	37%	25199	15.40%
35	Hindoli	247851	198621	ASHOK	INC	109958	55%	OMENDRA SINGH HADA	BJP	79417	40%	30541	15.40%
36	Alwar Rural	230500	174506	TIKA RAM JULLY	INC	85752	49%	MASTER RAMKISHAN	BJP	59275	34%	26477	15.20%
37	Rajsamand	212671	162812	KIRAN MAHESHWARI	BJP	89709	55%	NARAYAN SINGH BHATI	INC	65086	40%	24623	15.10%
38	Karanpur	223817	189597	GURMEET SINGH KOONER	INC	73896	39%	PRITHIPAL SINGH	Independent	45520	24%	28376	15.00%
39	Osian	235303	184642	DIVYA MADERNA	INC	83629	45%	BHERA RAM CHOUDHARY	BJP	56039	30%	27590	14.90%
40	Nagar	223947	171163	WAJIB ALI	BSP	62644	37%	NEM SINGH	SP	37177	22%	25467	14.90%

S.No.	Constituency	Total Registered Voters	Total Votes Polled	Winner	Party for Winner	Votes Polled for Winner	% of Votes Share by winner	Runners up	Party for Runners up	Votes Polled for Runners up	% of Vote Share for Runners up	Margin of Victory	% Margin of Victory
41	Baseri	185695	120543	KHILADI LAL BAIRWA	INC	54297	45%	CHHITRIYA LAL JATAV	BJP	36741	30%	17556	14.60%
42	Mavli	234549	186006	DHARMNARAYAN JOSHI	BJP	99723	54%	PUSHKAR LAL DANGI	INC	72745	39%	26978	14.50%
43	Hindaun	252327	185998	BHAROSI LAL	INC	104694	56%	MANJU KHAIRWAL	BJP	77914	42%	26780	14.40%
44	Bali	303790	196399	PUSHPENDRA SINGH	BJP	96238	49%	UMMED SINGH	NCP	68051	35%	28187	14.40%
45	Vidhyadhar Nagar	321653	225843	NARPAT SINGH RAJVI	BJP	95599	42%	SITARAM AGARWAL	INC	64367	29%	31232	13.80%
46	Jamwa ramgarh	206066	161867	GOPAL LAL MEENA	INC	89165	55%	MAHENDRA PAL MEENA	BJP	67481	42%	21684	13.40%
47	SHREE DUNGARGARH	230613	178725	GIRDHARILAL	CPM	72376	40%	MANGALARAM	INC	48480	27%	23896	13.40%
48	Kumbhalgarh	204822	139600	SURENDRA SINGH RATHORE	BJP	70803	51%	GANESH SINGH	INC	52360	38%	18443	13.20%
49	Alwar Urban	247468	167048	SANJAY SHARMA	BJP	85041	51%	SHWETA SAINI	INC	63033	38%	22008	13.20%
50	Dholpur	202759	147092	SHOBHARANI KUSHWAH	BJP	67349	46%	DR. SHIV CHARAN SINGH KUSHAWAH	INC	47989	33%	19360	13.20%

S.No.	Constituency	Total Registered Voters	Total Votes Polled	Winner	Party for Winner	Votes Polled for Winner	% of Votes Share by winner	Runners up	Party for Runners up	Votes Polled for Runners up	% of Vote Share for Runners up	Margin of Victory	% Margin of Victory
51	Kherwara	269058	192277	DAYARAM PARMAR	INC	93155	48%	NANALAL AHARI	BJP	68164	35%	24991	13.00%
52	Viratnagar	209309	154618	INDRAJ SINGH GURJAR	INC	59427	38%	KULDEEP DHANKAD	Independent	40060	26%	19367	12.50%
53	Shergarh	250220	197319	MEENA KANWAR	INC	99916	51%	BABU SINGH RATHORE	BJP	75220	38%	24696	12.50%
54	Degana	237823	173150	VIJAYPAL MIRDHA	INC	75362	44%	AJAY SINGH KILAK	BJP	53824	31%	21538	12.40%
55	Dhariyawad	248194	194277	GOTAM LAL	BJP	96457	50%	NAGRAJ	INC	72615	37%	23842	12.30%
56	Chittorgarh	248437	199515	CHANDRABHAN SINGH AAKYA	BJP	106563	53%	SURENDRA SINGH JADAWAT	INC	82669	41%	23894	12.00%
57	Salumber	264126	184219	AMRIT LAL MEENA	BJP	87472	47%	RAGUVIR SINGH	INC	65554	36%	21918	11.90%
58	Garhi	262066	205788	KAILASH CHANDRA MEENA	BJP	99350	48%	KANTA BHIL	INC	74949	36%	24401	11.90%
59	Lachhmangarh	255422	189716	GOVIND SINGH DOTASARA	INC	98227	52%	DINESH JOSHI	BJP	76175	40%	22052	11.60%
60	Anupgarh	225520	183323	SANTOSH	BJP	79383	43%	KULDEEP INDORA	INC	58259	32%	21124	11.50%

S.No.	Constituency	Total Registered Voters	Total Votes Polled	Winner	Party for Winner	Votes Polled for Winner	% of Votes Share by winner	Runners up	Party for Runners up	Votes Polled for Runners up	% of Vote Share for Runners up	Margin of Victory	% Margin of Victory
61	Sheo	254165	204476	AMEEN KHAN	INC	84338	41%	KHANGAR SINGH SODHA	BJP	60784	30%	23554	11.50%
62	Jayal	232856	162248	MANJU DEVI	INC	68415	42%	ANIL	Rashtriya Loktantrik Party	49811	31%	18604	11.50%
63	Bhadra	251089	202136	BALWAN POONIA	CPM	82204	41%	SANJEEV KUMAR	BJP	59051	29%	23153	11.50%
64	Deoli - uniara	264853	188164	HARISH CHANDRA MEENA	INC	95540	51%	RAJENDRA GURJAR	BJP	74064	39%	21476	11.40%
65	Sanchoe	279805	227740	SUKHRAM VISHNOI	INC	84689	37%	DANA RAM CHOUDHARY	BJP	58771	26%	25918	11.40%
66	Pali	248989	172348	GYANCHAND PARAKH	BJP	75480	44%	BHEEMRAJ BHATI	Independent	56094	33%	19386	11.20%
67	Civil lines	236991	164271	PRATAP SINGH KHACHARIYAWAS	INC	87937	54%	ARUN CHATURVEDI	BJP	69859	43%	18078	11.00%
68	Mundawar	218300	160918	MANJEET DHARAMPAL CHOUDHARY	BJP	73191	45%	LALIT YADAV	BSP	55589	35%	17602	10.90%
69	Ladpura	260832	198712	KALPANA DEVI	BJP	104912	53%	GULANAJ GUDDU	INC	83256	42%	21656	10.90%

S.No.	Constituency	Total Registered Voters	Total Votes Polled	Winner	Party for Winner	Votes Polled for Winner	% of Votes Share by winner	Runners up	Party for Runners up	Votes Polled for Runners up	% of Vote Share for Runners up	Margin of Victory	% Margin of Victory
70	Bari	211890	181679	GIRRAJ SINGH	INC	79712	44%	JASVANT SINGH	BJP	60029	33%	19683	10.80%
71	Kekri	243987	179933	RAGHU SHARMA	INC	95795	53%	RAJENDRA VINAYAKA	BJP	76334	42%	19461	10.80%
72	Bagidora	237142	197862	MAHENDRAJEET SINGH MALVIYA	INC	97638	49%	KHEMRAJ GARASIYA	BJP	76328	39%	21310	10.80%
73	Bansur	223504	168451	SHAKUNTALA RAWAT	INC	65656	39%	DEVI SINGH SHEKHAWAT	Independent	47736	28%	17920	10.60%
74	Manohar thana	242353	206374	GOVIND PRASAD	BJP	110215	53%	KAILASH CHAND	INC	88346	43%	21869	10.60%
75	Rajakhera	195633	143625	ROHIT BOHRA	INC	76278	53%	ASHOK SHARMA	BJP	61287	43%	14991	10.40%
76	Pipalda	197704	144421	RAMNARAIN MEENA	INC	72690	50%	MAMTA SHARMA	BJP	57785	40%	14905	10.30%
77	Sadulpur	222865	177498	KRISHNA POONIA	INC	70020	39%	MANOJ NYANGALI	BSP	51936	29%	18084	10.20%
78	Kota North	238677	177541	SHANTI KUMAR DHARIWAL	INC	94728	53%	PRAHLAD GUNJAL	BJP	76783	43%	17945	10.10%
79	Udaipur Rural	257145	189570	PHOOL SINGH MEENA	BJP	97382	51%	VIVEK KATARA	INC	78675	42%	18707	9.90%
80	Dag	247755	198088	KALURAM	BJP	103665	52%	MADAN LAL	INC	84152	42%	19513	9.90%

S.No.	Constituency	Total Registered Voters	Total Votes Polled	Winner	Party for Winner	Votes Polled for Winner	% of Votes Share by winner	Runners up	Party for Runners up	Votes Polled for Runners up	% of Vote Share for Runners up	Margin of Victory	% Margin of Victory
81	Nasirabad	214820	169652	RAMSWAROOP LAMBA	BJP	89409	53%	RAMNARAIN	INC	72725	43%	16684	9.80%
82	Nathdwara	226918	173336	C. P. JOSHI	INC	88384	51%	MAHESH PRATAP SINGH	BJP	71444	41%	16940	9.80%
83	Kathumar	205841	145622	BABULAL	INC	54110	37%	BABULAL MANAGER	BJP	39942	27%	14168	9.70%
84	Kushalgarh	228812	197900	RAMILA KHADIYA	Independent	94344	48%	BHIMA BHAI	BJP	75394	38%	18950	9.60%
85	Weir	248706	167209	BHAJAN LAL JATAV	INC	78716	47%	RAMSWAROOP KOLI	BJP	63433	38%	15283	9.10%
86	Khinwsar	246403	186118	HANUMAN BENIWAL	Rashtriya Loktantrik Party	83096	45%	SAVAI SINGH CHAUDHARY	INC	66148	36%	16948	9.10%
87	Bharatpur	255603	173752	DR. SUBHASH GARG	RLD	52869	30%	VIJAY BANSAL(PAPPU BANDA)	BJP	37159	21%	15710	9.00%
88	Banswara	249683	203878	ARJUN SINGH BAMNIYA	INC	88447	43%	HAKRU MAIDA	BJP	70081	34%	18366	9.00%
89	Kishangarh	263205	196122	SURESH TAK	Independent	82678	42%	VIKASH CHOUDHARY	BJP	65226	33%	17452	8.90%
90	Kotputli	208015	159688	RAJENDRA SINGH YADAV	INC	57114	36%	MUKESH GOYAL	BJP	43238	27%	13876	8.70%

S.No.	Constituency	Total Registered Voters	Total Votes Polled	Winner	Party for Winner	Votes Polled for Winner	% of Votes Share by winner	Runners up	Party for Runners up	Votes Polled for Runners up	% of Vote Share for Runners up	Margin of Victory	% Margin of Victory
91	Pratapgarh	235831	194679	RAMLAL	INC	100625	52%	HEMANT	BJP	83945	43%	16680	8.60%
92	Parbatsar	220085	170623	RAMNIWAS GAWRIYA	INC	76373	45%	MAN SINGH KINSARIYA	BJP	61888	36%	14485	8.50%
93	Pilani	233122	161569	J.P. CHANDELIA	INC	84715	52%	KAILASH CHAND	BJP	71176	44%	13539	8.40%
94	Dudu	230231	177453	BABULAL NAGAR	Independent	68769	39%	DR. PREM CHAND BAIRWA	BJP	53990	30%	14779	8.30%
95	Kishanganj	212667	169950	NIRMALA SAHARIYA	INC	87765	52%	LALIT MEENA	BJP	73629	43%	14136	8.30%
96	Sapotra	249633	170763	RAMESH CHAND MEENA	INC	76399	45%	GOLMA	BJP	62295	36%	14104	8.30%
97	Reodar	248472	176820	JAGASI RAM	BJP	87861	50%	NEERAJ DANGI	INC	73257	41%	14604	8.30%
98	Sardarshahar	269351	205747	BHANWARLAL SHARMA	INC	95282	46%	ASHOK KUMAR	BJP	78466	38%	16816	8.20%
99	Sikar	262329	190311	RAJENDRA PAREEK	INC	83472	44%	RATANLAL JALDHARI	BJP	68292	36%	15180	8.00%
100	Ladnun	236424	165479	MUKESH KUMAR BHAKAR	INC	65041	39%	MANOHAR SINGH	BJP	52094	31%	12947	7.80%
101	Chorasi	215538	167781	RAJKUMAR ROAT	Bhartiya Tribal Party	64119	38%	SUSHIL KATARA	BJP	51185	31%	12934	7.70%

S.No.	Constituency	Total Registered Voters	Total Votes Polled	Winner	Party for Winner	Votes Polled for Winner	% of Votes Share by winner	Runners up	Party for Runners up	Votes Polled for Runners up	% of Vote Share for Runners up	Margin of Victory	% Margin of Victory
102	Baytu	216675	180678	HARISH CHOUDHARY	INC	57703	32%	UMMEDA RAM	Rashtriya Loktantrik Party	43900	24%	13803	7.60%
103	NAGPUR	242315	176092	MOHAN RAM CHOUDHARY	BJP	86315	49%	HABIBUR REHMAN ASHRAFI LAMBA	INC	73307	42%	13008	7.40%
104	DHOD	253255	190239	PARASRAM MORDIA	INC	75142	39%	PEMA RAM	CPM	61089	32%	14053	7.40%
105	Ramganj mandi	225103	176523	MADAN DILAWAR	BJP	90817	51%	RAMGOPAL	INC	77938	44%	12879	7.30%
106	Jahazpur	230126	183879	GOPI CHAND MEENA	BJP	94970	52%	DHEERAJ GURJAR	INC	81717	44%	13253	7.20%
107	Adarsh Nagar	242180	174371	RAFEEL KHAN	INC	88541	51%	ASHOK PARNAMI	BJP	75988	44%	12553	7.20%
108	Merta	252405	180092	INDIRA DEVI	Rashtriya Loktantrik Party	57662	32%	LAXMAN RAM MEGHWAL	Independent	44827	25%	12835	7.10%
109	Baran-atru	225224	172214	PANA CHAND MEGHWAL	INC	86986	51%	BABOO LAL VERMA	BJP	74738	43%	12248	7.10%
110	Gudhamalani	228914	190991	HEMARAM CHOUDHARY	INC	93433	49%	LADU RAM	BJP	79869	42%	13564	7.10%
111	Neem ka Thana	247453	178579	SURESH MODI	INC	66287	37%	PREM SINGH BAJORE	BJP	53672	30%	12615	7.10%

S.No.	Constituency	Total Registered Voters	Total Votes Polled	Winner	Party for Winner	Votes Polled for Winner	% of Votes Share by winner	Runners up	Party for Runners up	Votes Polled for Runners up	% of Vote Share for Runners up	Margin of Victory	% Margin of Victory
112	Taranagar	237250	178304	NARENDRA BUDANIYA	INC	56968	32%	RAKESH JANGIR	BJP	44413	25%	12555	7.00%
113	Hanumangarh	269024	223819	VINOD KUMAR	INC	111207	50%	RAMPRATAP	BJP	95685	43%	15522	6.90%
114	Mahuwa	199427	147260	OM PRAKASH HUDLA	Independent	51310	35%	RAJENDRA	BJP	41325	28%	9985	6.80%
115	Nohar	250227	203819	AMIT CHACHAN	INC	93851	46%	ABHISHEK MATORIA	BJP	80124	39%	13727	6.70%
116	Amber	247549	199484	SATISH POONIA	BJP	93132	47%	PRASHANT SHARMA	INC	79856	40%	13276	6.70%
117	Jhadol	244878	196612	BABU LAL	BJP	87527	45%	SUNIL KUMAR BHAJAT	INC	74580	38%	12947	6.60%
118	Ajmer North	206312	132947	VASUDEV DEVNANI	BJP	67881	51%	MAHENDRA SINGH RALAWATA	INC	59251	45%	8630	6.50%
119	Ratangarh	247734	184638	ABHINESH MAHARSHI	BJP	71201	39%	POOSARAM GODARA	Independent	59320	32%	11881	6.40%
120	Srimadhampur	255837	185707	DEEPENDRA SINGH	INC	90941	49%	JHABAR SINGH KHARRA	BJP	79131	43%	11810	6.40%
121	Gangapur	233729	159296	RAMKESH	Independent	58744	37%	MANSINGH GURJAR	BJP	48678	31%	10066	6.30%
122	Lunkaransar	225151	172895	SUMIT GODARA	BJP	72822	42%	VIRENDRA BENIWAL	INC	61969	36%	10853	6.30%

S.No.	Constituency	Total Registered Voters	Total Votes Polled	Winner	Party for Winner	Votes Polled for Winner	% of Votes Share by winner	Runners up	Party for Runners up	Votes Polled for Runners up	% of Vote Share for Runners up	Margin of Victory	% Margin of Victory
123	Jaitaran	278455	195273	AVINASH	BJP	65607	34%	DILIP CHOUDHARY	INC	53419	27%	12188	6.20%
124	Kishan pole	198204	142509	AMIN KAGZI	INC	71189	50%	MOHAN LAL GUPTA	BJP	62419	44%	8770	6.20%
125	Kolayat	227139	179053	BHANWAR SINGH BHATI	INC	89505	50%	POONAM KANWAR BHATI	BJP	78489	44%	11016	6.20%
126	Udaipur	237220	158671	GULAB CHAND KATARIA	BJP	74660	47%	GIRIJA VYAS	INC	65353	41%	9307	5.90%
127	Sirohi	269486	178484	SANYAM LODHA	Independent	81272	46%	OTARAM DEVASI	BJP	71019	40%	10253	5.70%
128	Karauli	233434	171070	LAKHAN SINGH	BSP	61163	36%	DARSHAN SINGH	INC	51601	30%	9562	5.60%
129	Mandalgarh	233377	184934	GOPAL LAL SHARMA	BJP	68481	37%	VIVEK DHAKAR	INC	58148	31%	10333	5.60%
130	Kishangarh bas	230933	179490	DEEPCHAND	BSP	73799	41%	RAMHET SINGH YADAV	BJP	63883	36%	9916	5.50%
131	Hawa mahal	232751	169666	DR. MAHESH JOSHI	INC	85474	50%	SURENDRA PAREEK	BJP	76192	45%	9282	5.50%
132	Nimbahera	255469	219109	ANJANA UDAILAL	INC	110037	50%	SHRICHAND KRIPLANI	BJP	98129	45%	11908	5.40%
133	Pushkar	230462	172944	SURESH SINGH RAWAT	BJP	84860	49%	NASIM AKHTAR INSAF	INC	75471	44%	9389	5.40%

S.No.	Constituency	Total Registered Voters	Total Votes Polled	Winner	Party for Winner	Votes Polled for Winner	% of Votes Share by winner	Runners up	Party for Runners up	Votes Polled for Runners up	% of Vote Share for Runners up	Margin of Victory	% Margin of Victory
134	Ganganagar	220166	169653	RAJ KUMAR GAUR	Independent	44998	27%	ASHOK CHANDAK	INC	35818	21%	9180	5.40%
135	Suratgarh	229094	191197	RAMPRATAP KASNIYAN	BJP	69032	36%	HANUMAN MEEL	INC	58797	31%	10235	5.40%
136	Bhinmal	276103	182892	POORARAM CHOUDHARY	BJP	78893	43%	SAMARJIT SINGH	INC	69247	38%	9646	5.30%
137	Sadulshahar	216780	184756	JAGDISH CHANDER	INC	73153	40%	GURVEER SINGH BRAR	BJP	63477	34%	9676	5.20%
138	Lalsot	225430	173502	PARSADI LAL	INC	88828	51%	RAMBILAS	BJP	79754	46%	9074	5.20%
139	Bilara	265507	185124	HEERARAM	INC	75671	41%	ARJUN LAL	BJP	66053	36%	9618	5.20%
140	Deeg-kumher	236412	162375	VISHVENDRA SINGH	INC	73730	45%	DR. SHAILESH SINGH	BJP	65512	40%	8218	5.10%
141	Phalodi	229235	175056	PABBA RAM	BJP	60735	35%	MAHESH KUMAR	INC	51998	30%	8737	5.00%
142	Bikaner East	223313	153402	SIDDHI KUMARI	BJP	73174	48%	KANHAIYA LAL JHANWAR	INC	66113	43%	7061	4.60%
143	Jodhpur	198011	127586	MANISHA PANWAR	INC	64172	50%	ATUL BHANSALI	BJP	58323	46%	5849	4.60%
144	Nokha	246416	191868	BIHARILAL	BJP	86917	45%	RAMESHWAR DUDI	INC	78254	41%	8663	4.50%

S.No.	Constituency	Total Registered Voters	Total Votes Polled	Winner	Party for Winner	Votes Polled for Winner	% of Votes Share by winner	Runners up	Party for Runners up	Votes Polled for Runners up	% of Vote Share for Runners up	Margin of Victory	% Margin of Victory
145	Kota South	235691	170340	SANDEEP SHARMA	BJP	82739	49%	RAKHI GAUTAM	INC	75205	44%	7534	4.40%
146	Bari sadri	253109	201578	LALIT KUMAR OSTWAL	BJP	97111	48%	PRAKASH CHOUDHARY	INC	88301	44%	8810	4.40%
147	Mandal	245989	190792	RAMLAL JAT	INC	59645	31%	PRADHYUMAN SINGH (HAPPY BANNA)	Independent	51580	27%	8065	4.20%
148	Ajmer South	202276	137683	ANITA BHADEL	BJP	69064	50%	HEMANT BHATI	INC	63364	46%	5700	4.10%
149	Jhotwara	361442	261319	LALCHAND KATARIA	INC	127185	49%	RAJPAL SINGH SHEKHAWAT	BJP	116438	45%	10747	4.10%
150	Luni	294428	223071	MAHENDRA VISHNOI	INC	84979	38%	JOGARAM PATEL	BJP	75822	34%	9157	4.10%
151	Sahara	237388	174621	KAILASH CHANDRA TRIVEDI	INC	65420	37%	ROOP LAL JAT	BJP	58414	33%	7006	4.00%
152	Bikaner West	208478	157894	BULAKI DAS KALLA	INC	75128	48%	GOPAL KRISHN	BJP	68938	44%	6190	3.90%
153	Bayana	239110	172885	AMAR SINGH	INC	86962	50%	DR. RITU BANAWAT	BJP	80267	46%	6695	3.90%
154	Keshoraipatan	257060	185158	CHANDRAKANTA MEGHWAL	BJP	72596	39%	RAKESH BOYAT	INC	65477	35%	7119	3.80%

S.No.	Constituency	Total Registered Voters	Total Votes Polled	Winner	Party for Winner	Votes Polled for Winner	% of Votes Share by winner	Runners up	Party for Runners up	Votes Polled for Runners up	% of Vote Share for Runners up	Margin of Victory	% Margin of Victory
155	Kapasan	249879	193911	ARJUN LAL JINGAR	BJP	81470	42%	ANANDI RAM	INC	74468	38%	7002	3.60%
156	Aspur	242225	162464	GOPICHAND MEENA	BJP	57062	35%	UMESH	Bhartiya Tribal Party	51732	32%	5330	3.30%
157	Sangaria	230401	200650	GURDEEP SINGH	BJP	99064	49%	SHABNAM GODARA	INC	92526	46%	6538	3.30%
158	Soorsagar	264791	177593	SURYAKANTA VYAS	BJP	86885	49%	PROFESSOR AYYUB KHAN	INC	81122	46%	5763	3.20%
159	Udaipurwati	227767	173826	RAJENDRASINGH GUDHA	BSP	59362	34%	SHUBHKARAN CHOUDHARY	BJP	53828	31%	5534	3.20%
160	Bandikui	203726	159603	GAJRAJ KHATANA	INC	56433	35%	RAM KISHOR SAINI	BJP	51669	32%	4764	3.00%
161	Beawar	244824	164593	SHANKAR SINGH RAWAT	BJP	69932	42%	PARASMAL JAIN	INC	65430	40%	4502	2.70%
162	Bhim	208831	140064	SUDARSHAN SINGH RAWAT	INC	49355	35%	HARI SINGH CHOUHAN (RAWAT)	BJP	45641	33%	3714	2.70%
163	Sagwara	242869	173889	RAMPRASAD	Bhartiya Tribal Party	58406	34%	SHANKARLAL	BJP	53824	31%	4582	2.60%

S.No.	Constituency	Total Registered Voters	Total Votes Polled	Winner	Party for Winner	Votes Polled for Winner	% of Votes Share by winner	Runners up	Party for Runners up	Votes Polled for Runners up	% of Vote Share for Runners up	Margin of Victory	% Margin of Victory
164	Bhopalgarh	278595	191458	PUKHRAJ	Rashtriya Loktantrik Party	68386	36%	BHANWARLAL BALAI	INC	63424	33%	4962	2.60%
165	Khandela	240456	172575	MAHADEO SINGH	Independent	53864	31%	BANSHIDHAR BAJIYA	BJP	49516	29%	4348	2.50%
166	Bagru	296725	215845	GANGA DEVI	INC	96635	45%	KAILASH CHAND VERMA	BJP	91292	42%	5343	2.50%
167	Gogunda	245777	180447	PRATAP LAL BHEEL (GAMETI)	BJP	82307	46%	DR. MANGI LAL GARASIYA	INC	77896	43%	4411	2.40%
168	Tijara	223748	183528	SANDEEP KUMAR	BSP	59468	32%	AIMADUDDIN AHMAD KHAN URF DURRU MIAN	INC	55011	30%	4457	2.40%
169	Behror	216324	160937	BALJEET YADAV	Independent	55160	34%	RAMCHANDRA YADAV	INC	51324	32%	3836	2.40%
170	Nadbai	262325	180985	JOGINDER SINGH AWANA	BSP	50976	28%	KRISHNENDRA KAUR (DEEPA)	BJP	46882	26%	4094	2.30%
171	Shahpura	209091	174001	ALOK BENIWAL	Independent	66538	38%	MANISH YADAV	INC	62683	36%	3855	2.20%
172	Chaksu	205216	158877	VED PRAKASH SOLANKI	INC	70007	44%	RAMAVATAR BAIRWA	BJP	66576	42%	3431	2.20%

S.No.	Constituency	Total Registered Voters	Total Votes Polled	Winner	Party for Winner	Votes Polled for Winner	% of Votes Share by winner	Runners up	Party for Runners up	Votes Polled for Runners up	% of Vote Share for Runners up	Margin of Victory	% Margin of Victory
173	Chohtan	262188	201116	PADMARAM	INC	83601	42%	ADU RAM MEGHWAL	BJP	79339	39%	4262	2.10%
174	Chhabra	226123	180486	PRATAP SINGH	BJP	79707	44%	KARAN SINGH	INC	75963	42%	3744	2.10%
175	Ghatol	255488	218263	HARENDRA NINAMA	BJP	101121	46%	NANALAL NINAMA	INC	96672	44%	4449	2.00%
176	Vallabh Nagar	246597	188049	GAJENDRA SINGH SHAKTAWAT	INC	66306	35%	M. RANDHIR SINGH BHINDER	Janta Sena Rajasthan	62587	33%	3719	2.00%
177	Raniwara	238978	185762	NARAYAN SINGH DEWAL	BJP	88887	48%	RATAN	INC	85482	46%	3405	1.80%
178	Masuda	257190	184891	RAKESH PAREEK	INC	86008	47%	SUSHIL KANWAR	BJP	82634	45%	3374	1.80%
179	Surajgarh	268968	193681	SUBHASH POONIA S/O LOKRAM POONIA	BJP	79913	41%	SHARWAN KUMAR S/O GOKAL RAM	INC	76488	39%	3425	1.80%
180	Pachpadra	224502	162100	MADAN PRAJAPAT	INC	69393	43%	AMARA RAM	BJP	66998	41%	2395	1.50%
181	Mandawa	225567	165444	NARENDRA KUMAR	BJP	80599	49%	KUM. RITA CHOUDHARY	INC	78253	47%	2346	1.40%
182	Nawan	240386	175780	MAHENDRA CHOUDHARY	INC	72168	41%	VIJAY SINGH	BJP	69912	40%	2256	1.30%

S.No.	Constituency	Total Registered Voters	Total Votes Polled	Winner	Party for Winner	Votes Polled for Winner	% of Votes Share by winner	Runners up	Party for Runners up	Votes Polled for Runners up	% of Vote Share for Runners up	Margin of Victory	% Margin of Victory
183	Khanpur	227598	183254	NARENDRA NAGAR	BJP	85984	47%	SURESH	INC	83719	46%	2265	1.20%
184	Sangod	198376	154906	BHARAT SINGH KUNDANPUR	INC	74154	48%	HEERA LAL NAGAR	BJP	72286	47%	1868	1.20%
185	Malviya Nagar	213343	145781	KALICHARAN SARAF	BJP	70221	48%	DR. ARCHANA SHARMA	INC	68517	47%	1704	1.20%
186	Churu	232011	180687	RAJENDRA RATHORE	BJP	87233	48%	RAFIQUE MANDELIA	INC	85383	47%	1850	1.00%
187	Makrana	239471	185927	ROOPA RAM	BJP	87201	47%	JAKIR HUSSAIN GESAWAT	INC	85713	46%	1488	0.80%
188	Begun	258677	216944	BIDHURI RAJENDRA SINGH	INC	99259	46%	DR. SURESH DHAKER	BJP	97598	45%	1661	0.80%
189	Chomu	221292	186402	RAMLAL SHARMA	BJP	70183	38%	BHAGWAN SAHAI SAINI	INC	68895	37%	1288	0.70%
190	Khetri	207419	153136	JITENDRA SINGH	INC	57153	37%	DHARMPAL	BJP	56196	37%	957	0.60%
191	Phulera	239951	181259	NIRMAL KUMAWAT	BJP	73530	41%	VIDHYADHAR SINGH	INC	72398	40%	1132	0.60%
192	Siwana	242650	159647	HAMEER SINGH BHAYAL	BJP	50657	32%	BALARAM	Independent	49700	31%	957	0.60%

S.No.	Constituency	Total Registered Voters	Total Votes Polled	Winner	Party for Winner	Votes Polled for Winner	% of Votes Share by winner	Runners up	Party for Runners up	Votes Polled for Runners up	% of Vote Share for Runners up	Margin of Victory	% Margin of Victory
193	Pokaran	195607	172069	SHALE MOHAMMAD	INC	82964	48%	PRATAPPURI	BJP	82092	48%	872	0.50%
194	Fatehpur	230365	170627	HAKAM ALI KHAN	INC	80354	47%	SUNITA KUMARI	BJP	79494	47%	860	0.50%
195	DANTARAMGARH	255639	188701	VIRENDRA SINGH	INC	64931	34%	HARISH CHAND KUMAWAT	BJP	64011	34%	920	0.50%
196	Bundi	287704	217808	ASHOK DOGRA	BJP	97370	45%	HARIMOHAN SHARMA	INC	96657	44%	713	0.30%
197	Marwar junction	270569	164523	KHUSHVEER SINGH	Independent	58921	36%	KESARAM CHOUDHARY	BJP	58670	36%	251	0.20%
198	Pilibanga	267398	226217	DHARMENDRA KUMAR	BJP	106414	47%	VINOD KUMAR	INC	106136	47%	278	0.10%
199	Asind	273705	199236	JABBAR SINGH SANKHALA	BJP	70249	35%	MANISH MEWARA	INC	70095	35%	154	0.10%

Table: Margin of Victory of Winners from Rajasthan Assembly Elections

Contact Details Rajasthan Election Watch

<p>Mr. Nikhil Dey +91-94140-04180 nikhildey@gmail.com</p>	<p>Mr. Kamal Tak +91-94134-57292 rajelection0@gmail.com, kamalrti@gmail.com</p>
--	---

National Election Watch/Association for Democratic Reforms

<p>Media and Journalist Helpline</p> <p>+91 80103 94248 Email: adr@adrindia.org</p>	<p>Maj. Gen. Anil Verma (Retd.) Head National Election Watch, Association for Democratic Reforms 011 4165 4200 +91 88264 79910 adr@adrindia.org anilverma@adrindia.org</p>	<p>Prof Jagdeep Chhokar IIM Ahmedabad (Retd.) Founder Member, National Election Watch, Association for Democratic Reforms +91 99996 20944 jchhokar@gmail.com</p>	<p>Prof Trilochan Sastry IIM Bangalore Founder Member, National Election Watch, Association for Democratic Reforms +91 94483 53285 trilochans@iimb.ernet.in</p>
--	--	---	--

DISCLAIMER

All information in this report has been taken from the website of Election Commission of India (<http://eci.nic.in/eci/eci.html>). **ADR does not add or subtract any information, unless the EC changes the data. In particular, no unverified information from any other source is used.** While all efforts have been made to ensure that the information is in keeping with what is available in the ECI website, in case of discrepancy between information in this report and that given in the ECI website, the information available ECI website should be treated as correct. Association for Democratic Reforms, Rajasthan Election Watch and their volunteers are not responsible or liable for any damage arising directly or indirectly from the publication of this report.