

DAMAN & DIU SURVEY REPORT - 2018

(A Brief Analysis of Voters' Priorities and Performance of the Administration/Government on Governance Issues in Daman & Diu)

REPORT BY ADR

Association for Democratic Reforms
T-95, C.L. House, 2nd Floor,
Gulmohar Commercial Complex Gautam Nagar,
New Delhi-110049
Phone: +91-011-41654200
Fax: +91-11-46094248

INTRODUCTION & METHODOLOGY

The Association for Democratic Reforms (ADR) and RA Asterisc Computing & Data Solutions Pvt. Ltd. (RAAC) conducted perhaps the largest ever voter survey in any one country. The All India Survey was conducted across 534 Lok Sabha constituencies with 2,73,487 voters participating in this exercise spread among various demographics. The three main objectives of this survey were to identify the following: (i) voters' priorities on specific governance issues, (ii) voters' ratings of the administration's/government's performance on those issues, and (iii) factors influencing voting behaviour. This survey was conducted between October 2018 and December 2018, prior to the General Elections to the Lok Sabha 2019.

Focusing on Daman & Diu, this report provides an analysis of 10 most important governance issues as rated by the voters of Daman & Diu (out of the 31 listed in the questionnaire). These voters' priorities are further examined in relation to the performance of the administration/government on those issues as perceived by the respondents. The survey covered approximately 500 respondents of Daman & Diu.

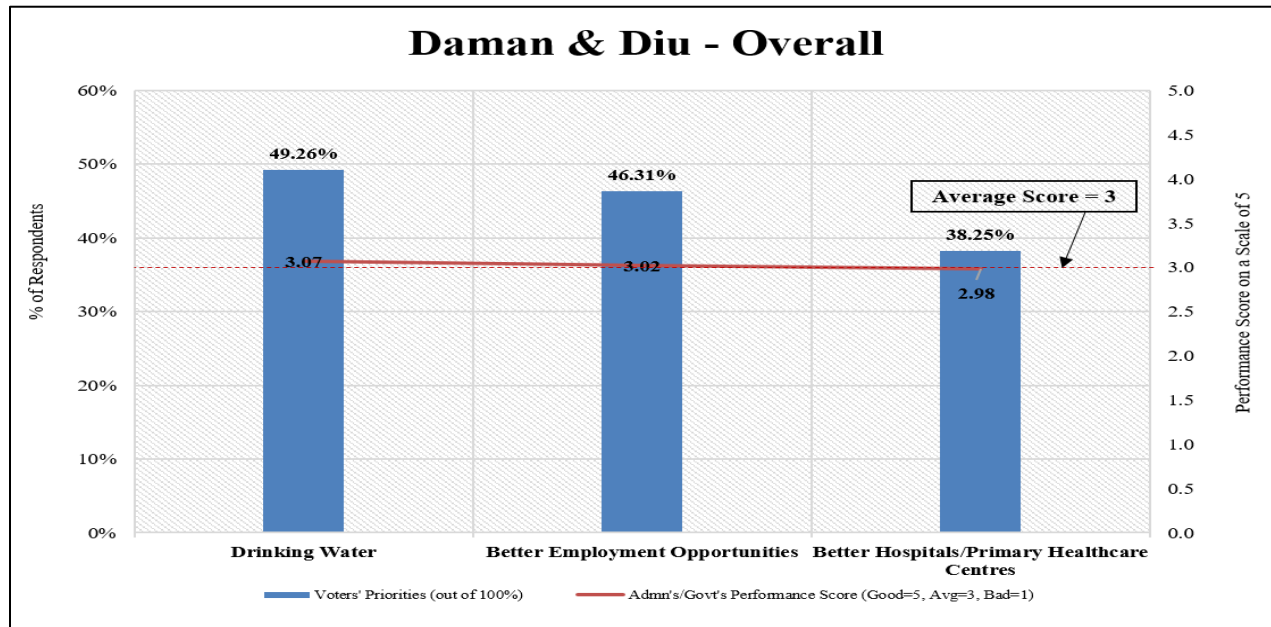
The key objective of this perception assessment is to provide an improved understanding of the important expectations of voters from the administration/government and how they assess its performance. In addition, it seeks to fill a vital gap in contemporary times, namely, evidence-based research and action on governance. For far too long we have depended entirely on ideology or the opinions of various experts. Though that is important, we also need to reflect on the priorities of the voters. These priorities and assessments will change over time, and hence there is a need to repeat this survey periodically.

Research Design: A cross-sectional, representative sample of the population over 18 was selected using a partially purposive sample selection procedure to ensure representation from various segments of the population like rural-urban, gender, caste, religion, and income groups. Every care was taken to make the samples unbiased and fully representative of the population. The accuracy of the survey is 95%, i.e., the true values are within 5% of the survey predictions.

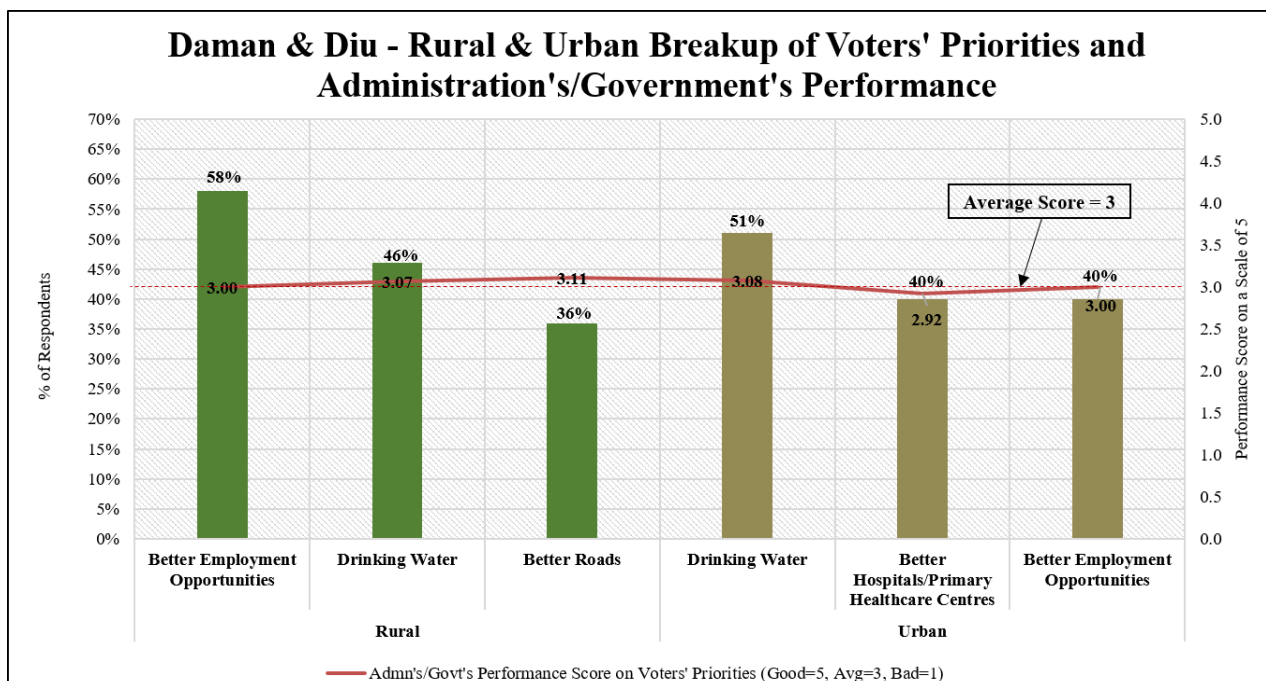
KEY FINDINGS

- The Daman & Diu Survey 2018 shows that Drinking Water (49.26%), Better Employment Opportunities (46.31%), Better Hospitals/Primary Healthcare Centres (38.25%) are the top three voters' priorities in overall Daman & Diu.
- The performance of the administration/government on voters' priorities of Drinking Water (3.07 on a scale of 5) and Better Employment Opportunities (3.02) was rated as Above Average and on Better Hospitals/Primary Healthcare Centres (2.98) was rated as Below Average.
- In rural Daman & Diu, top most voters' priorities were Better Employment Opportunities (58%), Drinking Water (46%) and Better Roads (36%).
- The performance of the administration/government on rural voters' priorities of Better Employment Opportunities (3.00 on a scale of 5), Drinking Water (3.07) and Better Roads (3.11) was rated as Average and Above Average, respectively.
- For the urban voters in Daman & Diu, the top most priorities were Drinking Water (51%), Better Hospitals / Primary Healthcare Centres (40%), and Better Employment Opportunities (40%).
- The performance of the administration/government on urban voters' priorities of Drinking Water (3.08) was rated as Above Average. On Better Employment Opportunities (3.00) it was rated as Average and on Better Hospitals/Primary Healthcare Centres (2.92), it was rated as Below Average.
- It is encouraging to see that on most voters' priorities (both rural and urban) the performance of the government is at least Average or Above Average.

I. Top 3 Voters' Priorities and the Performance of Administration/Government in Daman & Diu – Overall and Rural & Urban

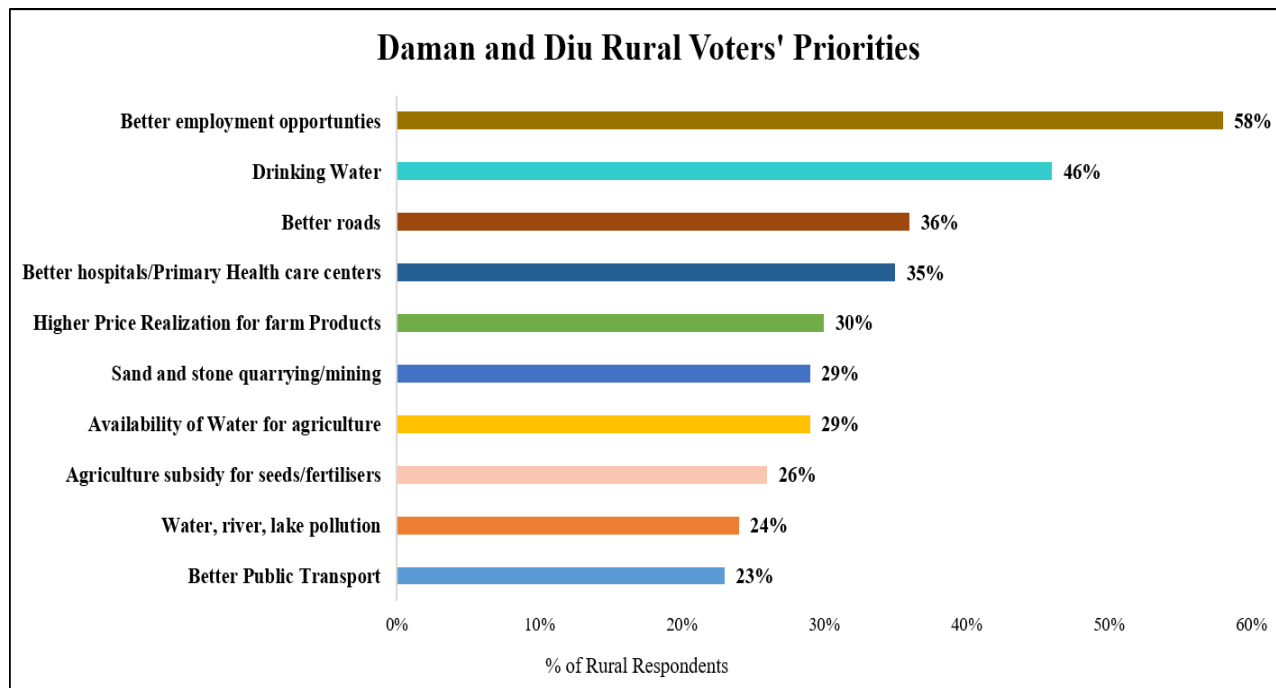


Graph 1: Daman & Diu - Top 3 overall Voters' Priorities and Administration's/Government's Performance Score

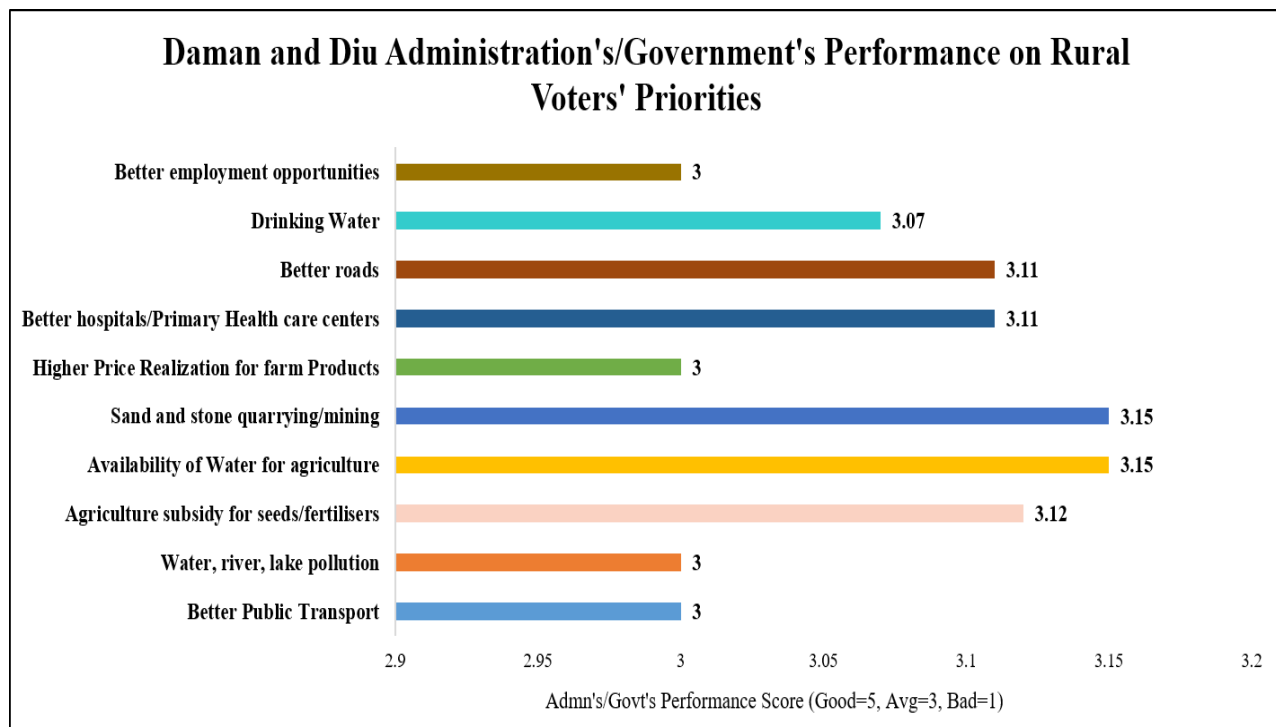


Graph 2: Daman & Diu - Rural & Urban Breakup of Voters' Priorities and Administration/Government's Performance Score

II. Rural Voters' Priorities and the Performance of Administration/Government in Daman & Diu

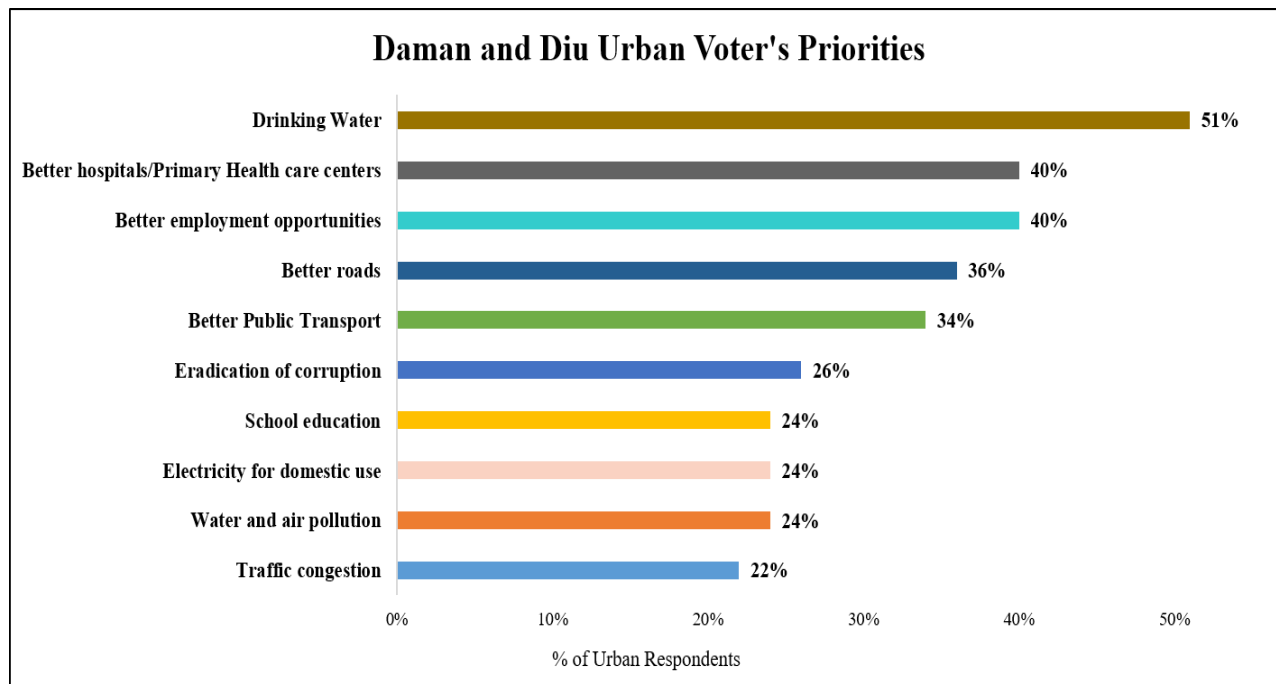


Graph 3: Rural Voters' Priorities in Daman & Diu

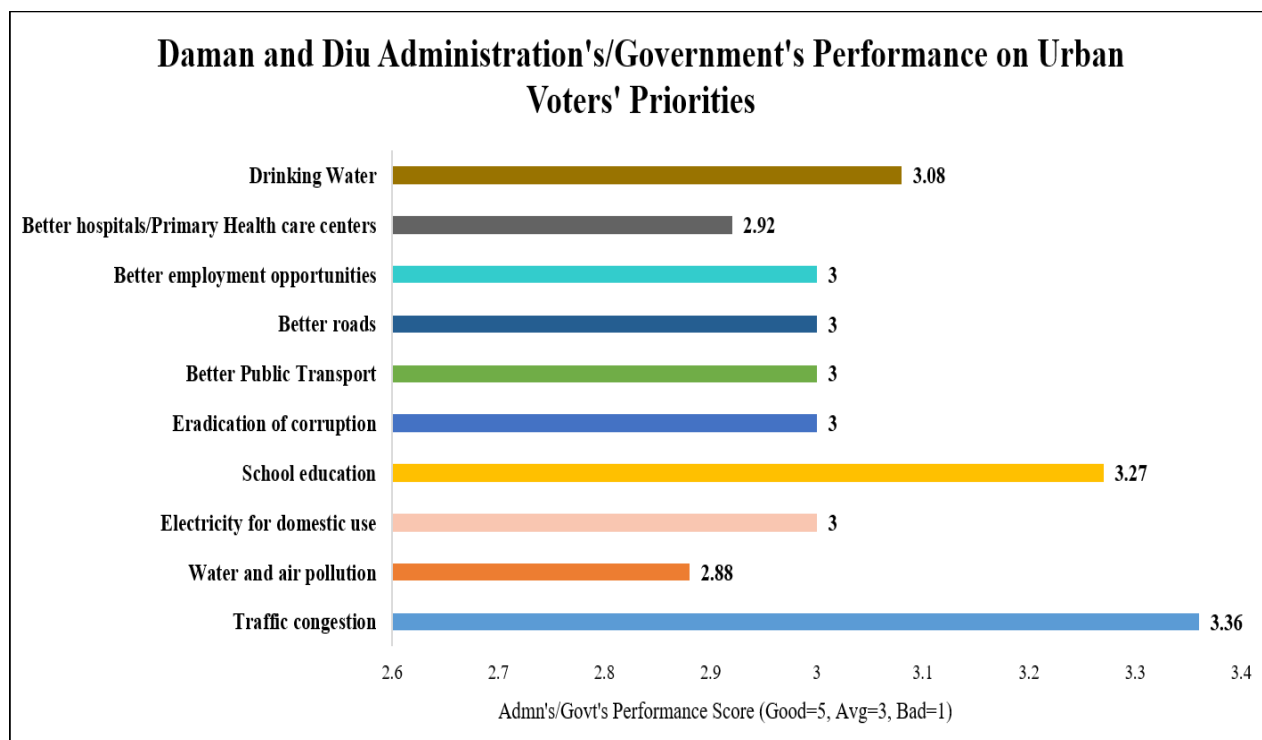


Graph 4: Performance of Administration/government on Rural Voters' Priorities in Daman & Diu

III. Urban Voters' Priorities and the Performance of Administration/Government in Daman & Diu



Graph 5: Urban Voters' Priorities in Daman & Diu



Graph 6: Performance of the Administration/Government on Urban Voters' Priorities in Daman & Diu

VOTING BEHAVIOUR

The survey tried to analyse the following aspects with respect to voting behaviour – (i) factors influencing voting behaviour, (ii) opinion regarding criminal candidates contesting in elections, and (iii) voter awareness regarding the role of crime and money.

To identify the factors that influence voting behaviour following queries were posed – “What are the reasons you vote for a candidate?” and “In an election, whose opinion mattered the most while deciding which candidate to vote for?”.

In order to comprehend voters’ opinion regarding criminal candidates contesting in elections, the two questions that were posed were – “Should someone with a criminal case be in Parliament or State Assembly?” and “Why do people vote for those with criminal records?”.

To assess voter awareness regarding the role of crime and money, the following questions were asked – “Do you know that distribution of cash/money/gifts etc. are illegal?”, “Are you aware of instances of distribution of cash/money/gifts/liquor in your constituency during the last election?”, and “Do you know that you can get information on criminal records of the candidates?”.

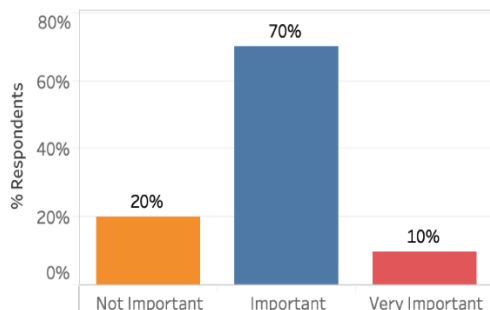
Salient Observations on Voting Behaviour in Daman & Diu

- According to Daman & Diu Survey 2018, Candidate’s Party (Important: 31% and Very Important: 49%) and the Candidate himself/herself (Important: 70% and Very Important: 10%) were equally significant reasons in voting for a particular candidate in an election.
- For 39% voters, distribution of cash, liquor, gifts etc. was an important (24%) and very important (15%) factor in voting a particular candidate in an election.
- While deciding which candidate to vote for in an election, 76% of Daman & Diu voters stated that their own opinion mattered the most, followed by voters for whom opinion of their Family Members (10%) and Spouse (7%) mattered the most.

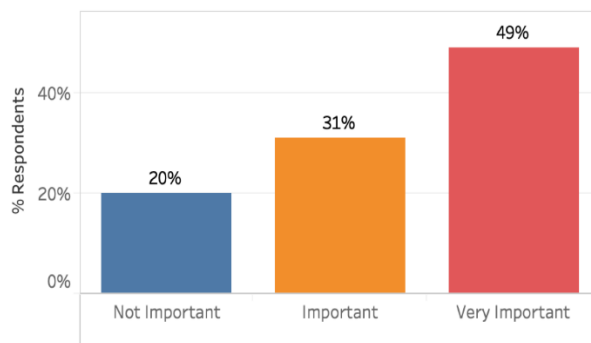
- A large number of voters (90%) knew that distribution of cash, gifts etc. are illegal.
- 43% voters revealed that they were aware of instances where such inducements were offered to the voters in return for their votes.
- 99% voters felt that candidates with criminal background should not be in Parliament or State Assembly.
- Only 30% voters knew that they could get information on criminal records of the candidates.
- In relation to voting candidates with criminal antecedents, 44% voters felt that people vote for such candidates because voters are unaware about the criminal records of the candidates.
- Other important factors behind voting criminal candidates were that candidate is powerful (40%), the candidate has spent generously in elections (38%) and that the candidate otherwise does good work (37%).
- Caste and religious considerations are also key factors for 35% voters in choosing candidates with criminal records.
- In the opinion of 27% voters, people vote for criminal candidates because they feel that the cases against these candidates were not of serious nature.

Voter Behaviour I

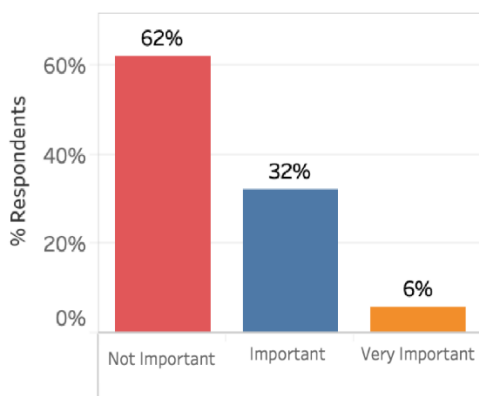
What are the reasons you vote for a candidate? -The Candidate



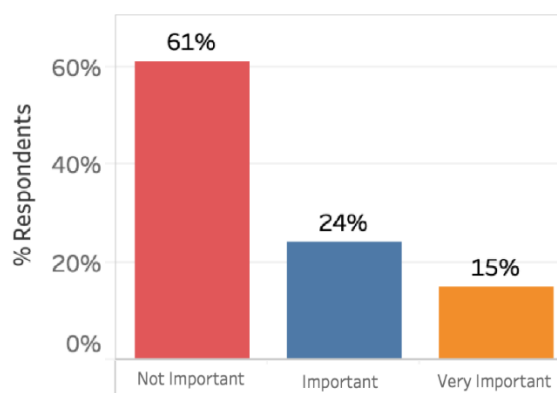
What are the reasons you vote for a candidate? -Candidate's Party



What are the reasons you vote for a candidate? -Candidate's caste or religion

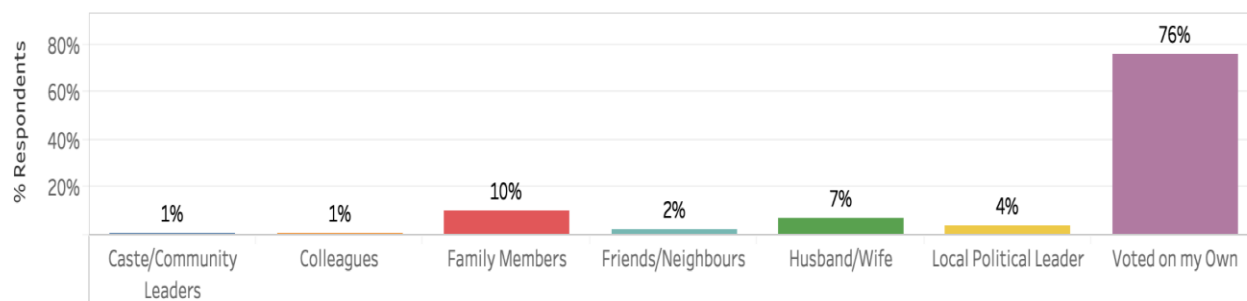


What are the reasons you vote for a candidate? -Distribution of cash liquor, gifts etc.



Graph 7: Factors Influencing Voting Behaviour

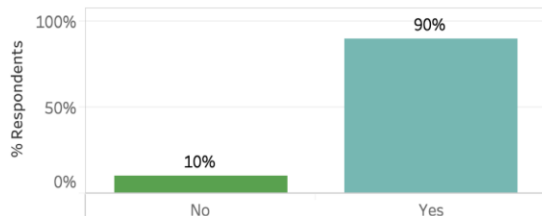
In deciding who to vote for in an election, whose opinion mattered the most?



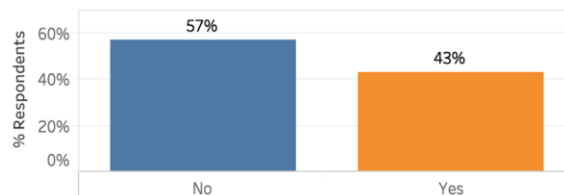
Graph 8: In an election, whose opinion mattered the most while deciding which candidate to vote

Voter Behaviour II

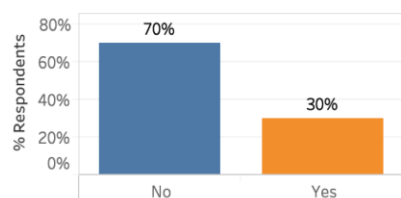
Do you know that distribution of Cash/money/gifts are illegal?



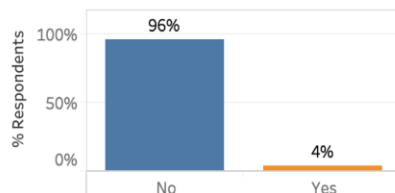
Are you aware of instances of distribution of money/cash/gifts/liquor in your constituency during the last election?



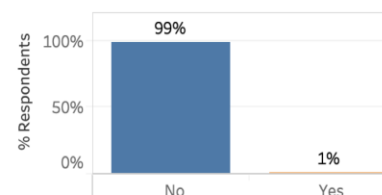
Do you know that you can get information on criminal records of the candidates?



Do you think people should vote for candidates with a criminal record/arrested in jail?



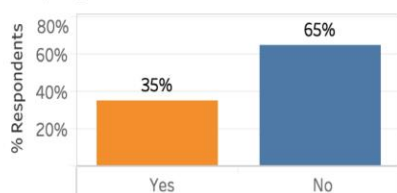
Should someone with a criminal case be in Parliament or a State Assembly?



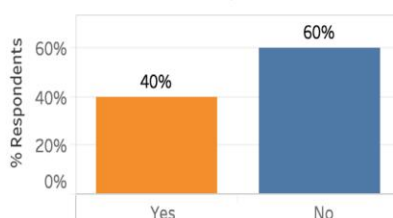
Graph 9: Voter Awareness regarding the Role of Crime and Money in Elections

Voter Behaviour III

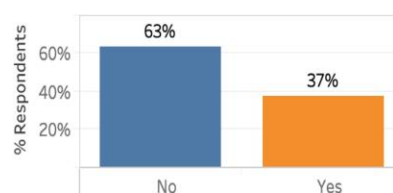
Why do you think people vote for candidate with a criminal record?-Candidate is of similar caste/religion



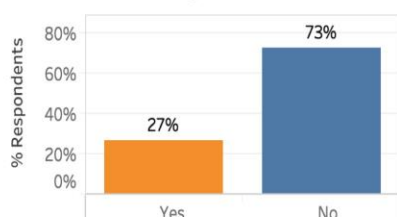
Why do you think people vote for candidate with a criminal record?-Candidate is powerful



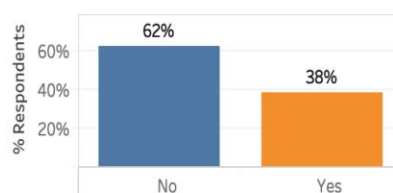
Why do you think people vote for candidate with a criminal record?-Candidate otherwise does good work



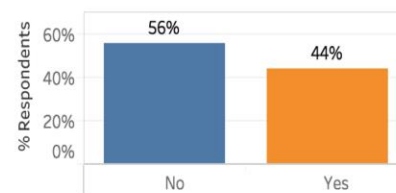
Why do you think people vote for candidate with a criminal record?-Cases against him are not serious



Why do you think people vote for candidate with a criminal record?-Candidate has spent generously in elections



Why do you think people vote for candidate with a criminal record?-Voters don't know about the criminal record

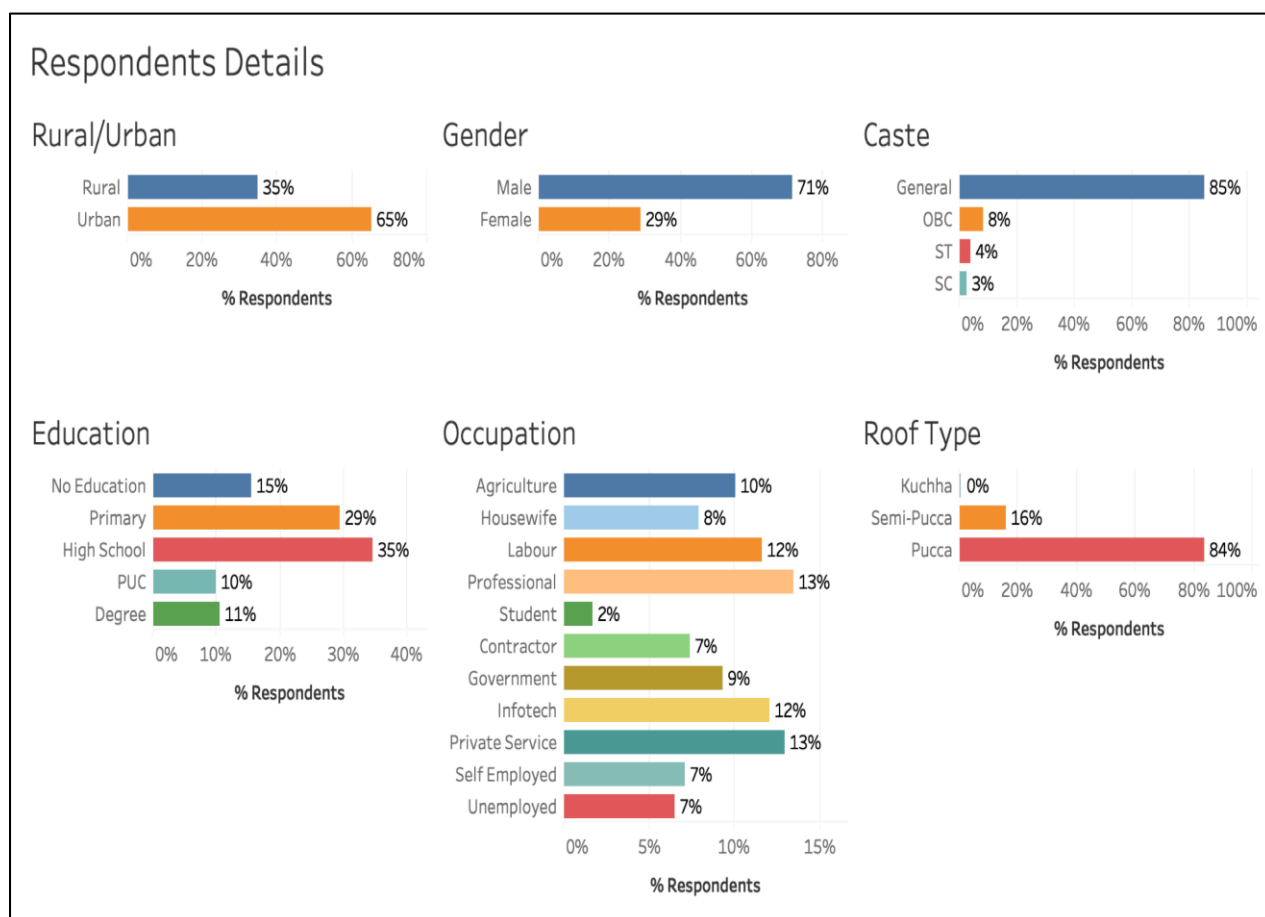


Graph 10: Voters' Opinion regarding Criminal Candidates Contesting in Elections

VOTERS' DEMOGRAPHIC DETAILS

- 35% of the voters surveyed were from rural areas and 65% were from urban areas.
- 71% were Males and 29% were Females.
- 85% were from General category, 8% OBC, 4% ST and 3% SC.

The other respondent details can be observed from the graphs below -



Graph 11: Voters' Demographic Details

CONCLUSION

The Daman & Diu Survey Report 2018 points to the fact that even though the administration/government's performance has generally been rated as average or above average on most voters' priorities, there is still a lot of scope for improvement particularly on issues like Better Hospitals/Primary Healthcare Centres, Water and Air Pollution etc.

Political representation is about making constituents' preferences present in politics and governance. Behind these ratings is the daily reality that people living in our country face. The ratings try to capture this and help inform our Government what that number means and how the Government is perceived by the voters of this country.

ADR believes that the assessment report can be an important tool in engendering improvements within all institutions in refining their own institutional practices and developing better oversight of other bodies. We hope the report will be instrumental in starting a coordinated effort to work together to ensure the most efficient use of resources to serve the nation as a whole.

DISCLAIMER

This survey was conducted to ascertain the most pressing governance issues that voters of India perceive to be affecting their daily lives and also to investigate whether the voters are happy with their respective administration/governments with regard to the addressing of those issues.

The survey was conducted using sound scientific techniques and the consequent findings and reports were prepared using recognized data analysis techniques. The inferences drawn in this report are based on the responses provided by the Indian voters.

This survey is a systematic and scientific attempt to study the gap between governance-demands of the voters of India and the delivery of the respective administration/governments as perceived by the Indian voters. This survey is in no way an attempt to appreciate or denigrate any administration/government(s) or political party or individual or any other organization or institution.

Every effort has been made by ADR to ensure the accuracy and reliability of the data contained in this report.

Anyone using or quoting from this report should acknowledge the source as ‘Daman & Diu Survey Report - 2018’.



To Get Information About Candidates/Parties/MPs/MLAs/
Corporators/PILs in courts



Give us missed call on: **08010445555**

Toll Free Helpline No: **1800-110-440**

Journalist Helpline no: **8010394248**

Subscribe to ADR on **WhatsApp**
for updates: 7840067840

Visit: **www.myneta.info**

Email: **adr@adrindia.org**

Send SMS: **Myneta <pincode or constituency>**
to 56070 or 9212356070

To contact ADR State Partners, visit:
<https://adrindia.org/about-adr/state-coordinators>

Social Media



/myneta.info



/adrindia.org



@adrspeaks



/adrspeaks



/adrspeaks



<https://in.linkedin.com/company/association-of-democratic-reforms-adr->

Our Websites

www.adrindia.org

Provides detailed analytical
reports of Lok Sabha, State
Assemblies, local body elections
& financial reports of political
parties & ongoing PILs in courts

www.myneta.info

Provides full information of criminal
cases, asset, liability and education
details declared by candidates in the
self sworn affidavits

Android Apps

Myneta: The criminal, financial, educational & other background
information self declared by candidates in their affidavits during elections
is now available on your mobile phones.

Election Watch Reporter: This app provides a tool to the citizens to
capture violations of election related laws & the code of conduct.
Both the applications are available on Google Play Store.