

Date: June 24, 2020

# **ANALYSIS OF DISCREPANCIES IN PAN DETAILS IN CONTRIBUTION REPORTS OF REGIONAL PARTIES, FY 2014-15 to FY 2018-19**

A Report by  
Association for Democratic Reforms

Association for Democratic Reforms  
T-95, II floor, C.L. House, Gautam Nagar  
New Delhi – 110 049  
Email: [adr@adrindia.org](mailto:adr@adrindia.org); Phone: 011-4165 4200

## Table of Contents

Introduction .....	3
Recommendations of ADR .....	3
Detailed Report .....	4
I. Year-wise donations (above Rs 20,000) with undeclared, incomplete or incorrect PAN details of donors .....	4
II. Party-wise donations (above Rs 20,000) declared without PAN details of donors .....	5
III. Party-wise donations (above Rs 20,000) with incomplete/incorrect PAN details of donors .....	7
IV. Types of non-disclosure of donations (above Rs 20,000) with incomplete/incorrect PAN details of donors .....	8
V. Sector-wise donations (above Rs 20,000) declared with incomplete PAN details of donors...	10
Contact details .....	11
Disclaimer .....	11
Annexure I .....	12
Annexure II .....	14

## **Analysis of Discrepancies in PAN details in Contribution Reports of Regional Parties – FY 2014-15 to FY 2018-19**

### **Introduction**

Political parties rely heavily on donations for contesting elections and running their daily affairs. They receive huge sums of money in the form of donations/contributions from corporates or business houses, trusts and individuals. Section 29C of the Representation of the People Act, 1951 mandates that political parties submit their contribution details in excess of Rs 20,000 received from any person or a company to the ECI annually, in such form as may be prescribed, in order to enjoy 100% tax exemption. As per rule 85B of the Conduct of Election Rules, 1961, the Contributions Report is required to be submitted in Form 24A, before the due date for furnishing a return of its income of that financial year under Section 139 of the Income-Tax Act, to the ECI.

Details of the contributions received by parties which are to be provided as per Form 24A include name, address, PAN, mode of payment and amount contributed by each donor who has made donation above Rs 20,000 in their submission. An analysis of donations statements filed by parties with the ECI shows that there is incomplete, incorrect or non-disclosure of PAN information of donations in some cases as declared by political parties each year.

ADR, in its latest report on [Analysis of Donations received by Regional Political Parties – FY 2018-19](#), found that out of the 23 parties which had declared receiving donations, 16 Regional Parties declared **728 donations** worth **Rs 40.42 cr** or **17.54% without their PAN** details. Parties like **PMK, NDPP, NPF, DMDK** and **JMM** have not provided PAN details of even a single donor in their donations statements. Similar observations were made after the analysis of donations received by Regional Parties for FY 2017-18, FY 2016-17, FY 2015-16 and FY 2014-15. During the period from FY 2014-15 to 2018-19, Regional Parties whose donations statements are available on ECI website declared receiving total donations (above Rs 20,000) of **Rs 699.15 cr**. Of these, total donations with **undeclared, incomplete** or **incorrect** PAN details amount to **Rs 185.596 cr** or **26.55%**.

### **Recommendations of ADR**

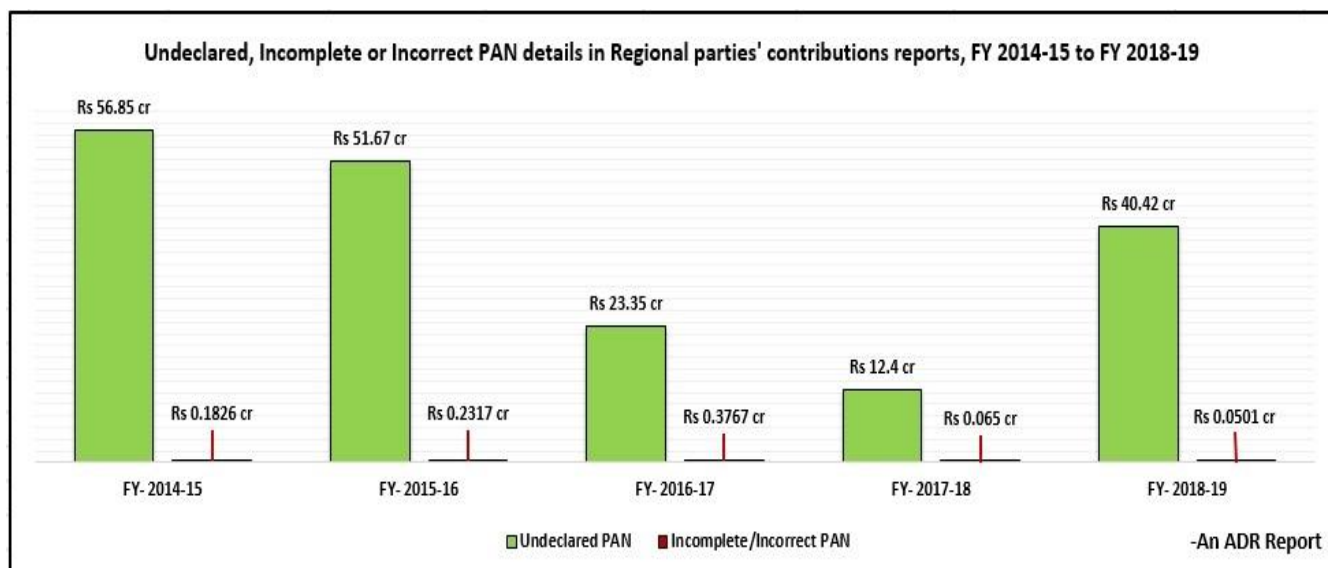
- a. The Supreme Court gave a judgment on September 13, 2013 declaring that no part of a candidate's affidavit should be left blank. Similarly, **no part of the Form 24A submitted by political parties providing details of donations above Rs 20,000 should be blank.**
- b. All donors who have donated a **minimum of Rs 20,000** as a single or multiple donations should **provide their PAN details.**
- c. The Regional Parties should, **lead by example** by **filing complete and correct statements** of donations to the ECI **well in time for public scrutiny** so as to encourage financial transparency.
- d. It is suggested that the ECI **publicizes on its website details of the action taken (if any) against political parties that fail to provide required details** (such as name, address, PAN and mode of payment) of individuals, companies or entities making donations in cash.
- e. **Incomplete contributions reports** having missing or incorrect PAN/mode of payment details must be **returned to the parties** by the ECI, to **deter** them from providing **incomplete information.**
- f. **The National and Regional political parties must provide all information pertaining to their finances under the Right to Information Act.** This will go a long way in strengthening political parties, elections and democracy.
- g. **Annual scrutiny** of donations reports of **National, Regional and unrecognized parties** should be initiated by a dedicated department of the **CBDT**, to **discourage** donations from **shell companies or illegal entities.**

## Detailed Report

This report, prepared by Association for Democratic Reforms (ADR), focuses on the incomplete disclosure of information such as undeclared, incomplete and incorrect PAN provided in the Contributions Reports of Regional Political Parties covering the period from Financial Year 2014-15 to 2018-19, as submitted to the Election Commission of India (ECI). All political parties are required to submit details of donors who have made donations in a financial year (between 1st April and 31st March) to the Election Commission of India, every year. This report analyses **40 Regional Parties** that declared receiving donations (above Rs 20,000) between FY 2014-15 and 2018-19.

The PAN has a ten-character long alpha-numeric format, for example: ABCDE1234A. The PAN details analysed as part of this report have missing characters as well as incorrect arrangement of alphabets and numbers. As a policy, ADR does not disclose the PAN details of donors in the report. However, PAN details can be accessed from the donations statements of the Regional Parties available on the ECI website [here](#).

### I. Year-wise donations (above Rs 20,000) with undeclared, incomplete or incorrect PAN details of donors



**Chart: Donations with Undeclared, Incomplete or Incorrect PAN details in Contribution Reports of Regional Parties, FY 2014-15 to 2018-19**

- Between FY 2014-15 and 2018-19, Regional Parties declared donations (above Rs 20,000) having undeclared, incomplete or incorrect PAN details, amounting to a total of **16,628 donations** worth **Rs 185.596 cr**.
- During this period, Regional Parties declared a total of **16555 donations** worth **Rs 184.69 cr** (99.51%) **without PAN** details.
- A total of **73 donations** worth **Rs 90.61 lakhs** (0.49%) were declared by Regional Parties in their Contribution Reports, submitted from FY 2014-15 to 2018-19, with **incomplete or incorrect PAN information**.
- During the **FY 2014-15** when Lok Sabha Elections were held, Regional Parties declared the highest amount of donations without **PAN details** worth **Rs 56.85 cr** or **30.78%** (8177 donations) while the highest amount of donations with **incomplete/incorrect PAN** details of **Rs 37.67 lakhs** or **41.57%** (16 donations) were declared during FY 2016-17.

Donations with Undeclared, Incomplete or Incorrect PAN details in Regional parties' Contribution Reports (FY 2014-15 to FY 2018-19)				
Financial Year	Undeclared PAN		Incomplete/Incorrect PAN	
	Number of donations	Donations (Rs in cr)	Number of donations	Donations (Rs in cr)
FY- 2014-15	8177	56.85	16	0.1826
FY- 2015-16	2132	51.67	15	0.2317
FY- 2016-17	4696	23.35	16	0.3767
FY- 2017-18	822	12.4	6	0.065
FY- 2018-19	728	40.42	20	0.0501
<b>Total</b>	<b>16555 donations</b>	<b>Rs 184.69 cr</b>	<b>73 donations</b>	<b>Rs 0.9061 cr</b>

Table: Donations with Undeclared, Incomplete or Incorrect PAN details declared by Regional Parties, FY 2014-15 to 2018-19

## II. Party-wise donations (above Rs 20,000) declared without PAN details of donors

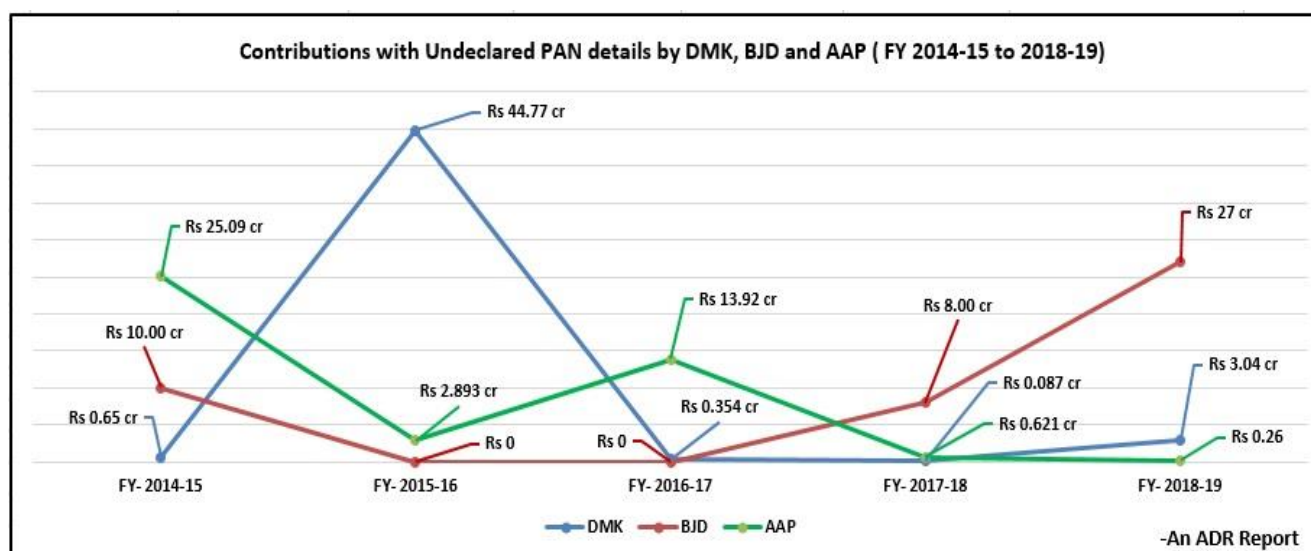


Chart: Donations declared without PAN details by top 3 regional parties, FY 2014-15 to 2018-19

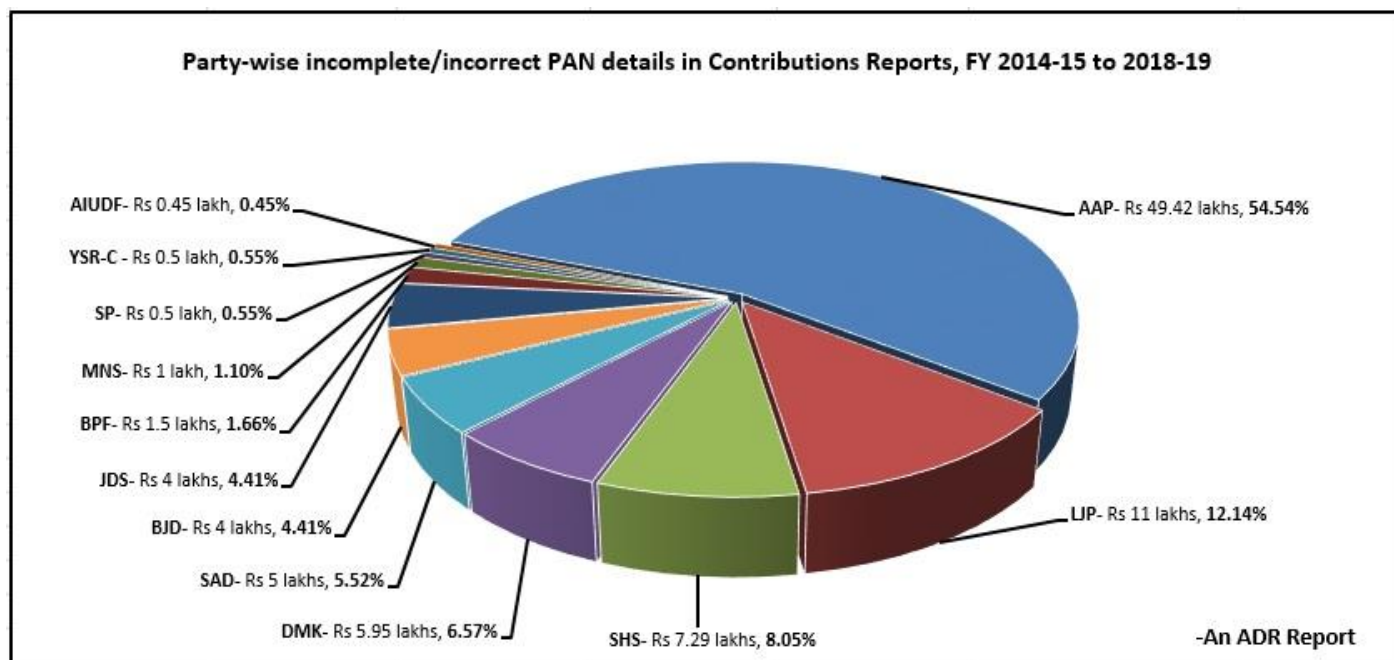
- Between FY 2014-15 and 2018-19, Regional Parties declared maximum donations **without PAN** details worth **Rs 56.85 cr** (30.78%) for **FY 2014-15** followed by **Rs 51.67 cr** (27.98%) for the **FY 2015-16**.
- Of the total **donations** declared by Regional Parties **without PAN** details during **FY 2014-15 to 2018-19**, **DMK** declared the highest donations amounting to **Rs 48.90 cr** (26.48%), followed by **BJD** which collected donations worth **Rs 45 cr** (24.37%) and **AAP** with such donations worth **Rs 42.784 cr** (23.17%).
- During FY 2015-16, **DMK** declared **maximum donations without PAN details** in their Contribution Reports, amounting to **Rs 44.77 cr** while **BJD** declared maximum donations without PAN details worth **Rs 27 cr** during FY 2018-19.
- Between FY 2014-15 and 2018-19, **8** regional parties namely **TRS, JKNC, AIADMK, KC(M), AIMIM, MPC, SKM & INLD** declared **no donations without PAN** details.

Party-wise donations with undeclared PAN details in Contribution Reports (FY 2014-15 to 2018-19)						
Regional Party	FY- 2014-15	FY- 2015-16	FY- 2016-17	FY- 2017-18	FY- 2018-19	Total donations (Rs in crores)
DMK	0.65	44.77	0.354	0.087	3.04	Rs 48.90 cr
BJD	10	*	*	8	27	Rs 45.00 cr
AAP	25.09	2.893	13.92	0.621	0.26	Rs 42.784 cr
SHS	11.72	0.728	0.28	0.019	NA*	Rs 12.747 cr
PMK	0.749	2.645	0.047	0.044	4.198	Rs 7.683 cr
MGP	0.16	NA	3.64	0.107	NA	Rs 3.91 cr
YSR-C	**	0.015	**	0.61	3.227	Rs 3.85 cr
MNS	1.877	0.05	1.177	0.0009	0.6	Rs 3.705 cr
SAD	0.103	0.0025	1.55	1.927	0.055	Rs 3.64 cr
SDF	2.526	**	0.042	0.0012	**	Rs 2.57 cr
NDPP	Founded in 2017				1.67	Rs 1.67 cr
IUML	0.857	0.375	NA	0.14	NA	Rs 1.37 cr
NPF	0.04	*	0.41	0.652	0.079	Rs 1.18 cr
JVM-P	0.846	NA	*	0.035	*	Rs 0.88 cr
AINRC	0.1	0.068	0.66	0.042	NA	Rs 0.87 cr
HJC-BL	0.85	Merged into INC in 2016				Rs 0.85 cr
JMM	0.75	*	*	*	0.017	Rs 0.77 cr
AGP	0.18	0.006	0.412	NA	NA	Rs 0.60 cr
RLD	0.25	*	0.16	*	0.03	Rs 0.44 cr
BPF	**	NA	0.33	NA	NA	Rs 0.33 cr
RLSP	NA	NA	0.249	NA	NA	Rs 0.249 cr
DMDK	0.04	0.0996	0.0006	0.008	0.06	Rs 0.21 cr
JDU	**	**	**	0.05	0.07	Rs 0.12 cr
LJP	**	**	0.004	0.016	0.09	Rs 0.11 cr
RJD	*	**	0.07	0.005	NA	Rs 0.075 cr
ZNP	0.015	NA	0.019	0.033	NA	Rs 0.067 cr
TDP	0.025	**	**	**	0.02	Rs 0.045 cr
AIUDF	0.007	0.015	**	**	**	Rs 0.022 cr
AIFB	0.017	NA	*	*	NA	Rs 0.017 cr
PPA	NA	NA	0.016	NA	NA	Rs 0.016 cr
JDS	**	**	0.005	**	**	Rs 0.005 cr
GFP	Founded in 2016			NA	0.0006	Rs 0.0006 cr
TRS	**	**	**	**	**	Rs 0
JKNC	NA	*	*	*	NA	Rs 0
AIADMK	*	*	*	*	*	Rs 0
KC(M)	*	NA	**	NA	NA	Rs 0
AIMIM	*	NA	*	*	**	Rs 0
MPC	NA	NA	*	NA	NA	Rs 0
SKM	NA	NA	NA	*	NA	Rs 0
INLD	NA	NA	NA	NA	**	Rs 0
<b>Grand Total</b>	<b>Rs 56.85 cr</b>	<b>Rs 51.67 cr</b>	<b>Rs 23.35 cr</b>	<b>Rs 12.40 cr</b>	<b>Rs 40.42 cr</b>	<b>Rs 184.69 cr</b>

\*Nil donations declared \*\*Donations with declared PAN

Table: Party-wise donations with undeclared PAN details in Contribution Reports, FY 2014-15 to 2018-19

### III. Party-wise donations (above Rs 20,000) with incomplete/incorrect PAN details of donors



**Chart: Party-wise donations with Incomplete/incorrect PAN in Contribution Reports, FY 2014-15 to 2018-19**

- Between FY 2014-15 and 2018-19, total donations with **incomplete/incorrect PAN details** declared by Regional Parties amounted to **Rs 90.61 lakhs** (Refer Annexure – 2 for mode of payment details).
- Of the total such donations, maximum donations having **incomplete/incorrect PAN** worth **Rs 37.67 lakhs** or **41.57%** were declared by Regional Parties for **FY 2016-17**, followed by **Rs 23.17 lakhs** or **25.57%** collected by parties in **FY 2015-16**.
- AAP** collected the **highest** donations worth **Rs 49.42 lakhs** (54.54%), having **incomplete/incorrect PAN details** of donors during this period. **56.64%** or **Rs 27.99 lakhs** of its total donations having incomplete/incorrect PAN were collected in **FY 2016-17**.
- LJP** did not declare **complete/correct PAN** of donations worth **Rs 11 lakhs** (12.14%), **second highest** during the period from FY 2014-15 to 2018-19. **100%** of its total such donations worth **Rs 11 lakhs** were collected in **FY 2015-16**.

Donations with incomplete/Incorrect PAN details in Contributions Reports (FY 2014-15 to FY 2018-19)						
Regional Party	2014-15	2015-16	2016-17	2017-18	2018-19	Total Contribution (Rs in lakhs)
	Contribution (Rs in lakhs)	Contribution (Rs in lakhs)	Contribution (Rs in lakhs)	Contribution (Rs in lakhs)	Contribution (Rs in lakhs)	
AAP	7.26	9.66	27.99	1	3.51	Rs 49.42 lakhs
LJP	0	11	0	0	0	Rs 11.00 lakhs
SHS	0	1.61	5.68	0	0	Rs 7.29 lakhs
DMK	0.25	0.2	0	5.5	0	Rs 5.95 lakhs
SAD	5	0	0	0	0	Rs 5.00 lakhs
BJD	3	0	0	0	1	Rs 4.00 lakhs
JDS	0	0	4	0	0	Rs 4.00 lakhs
BPF	1.5	0	0	0	0	Rs 1.50 lakhs
MNS	1	0	0	0	0	Rs 1.00 lakhs



Donations with incomplete/Incorrect PAN details in Contributions Reports (FY 2014-15 to FY 2018-19)						
Regional Party	2014-15	2015-16	2016-17	2017-18	2018-19	Total Contribution (Rs in lakhs)
	Contribution (Rs in lakhs)	Contribution (Rs in lakhs)	Contribution (Rs in lakhs)	Contribution (Rs in lakhs)	Contribution (Rs in lakhs)	
SP	0	0.5	0	0	0	Rs 0.50 lakhs
YSR-C	0	0	0	0	0.5	Rs 0.50 lakhs
AIUDF	0.25	0.2	0	0	0	Rs 0.45 lakhs
<b>Grand Total</b>	<b>Rs 18.26 lakhs</b>	<b>Rs 23.17 lakhs</b>	<b>Rs 37.67 lakhs</b>	<b>Rs 6.50 lakhs</b>	<b>Rs 5.01 lakhs</b>	<b>Rs 90.61 lakhs</b>

Table: Donations with incomplete/incorrect PAN details in Contribution Reports of Regional Parties, FY 2014-15 to 2018-19

#### IV. Types of non-disclosure of donations (above Rs 20,000) with incomplete/incorrect PAN details of donors

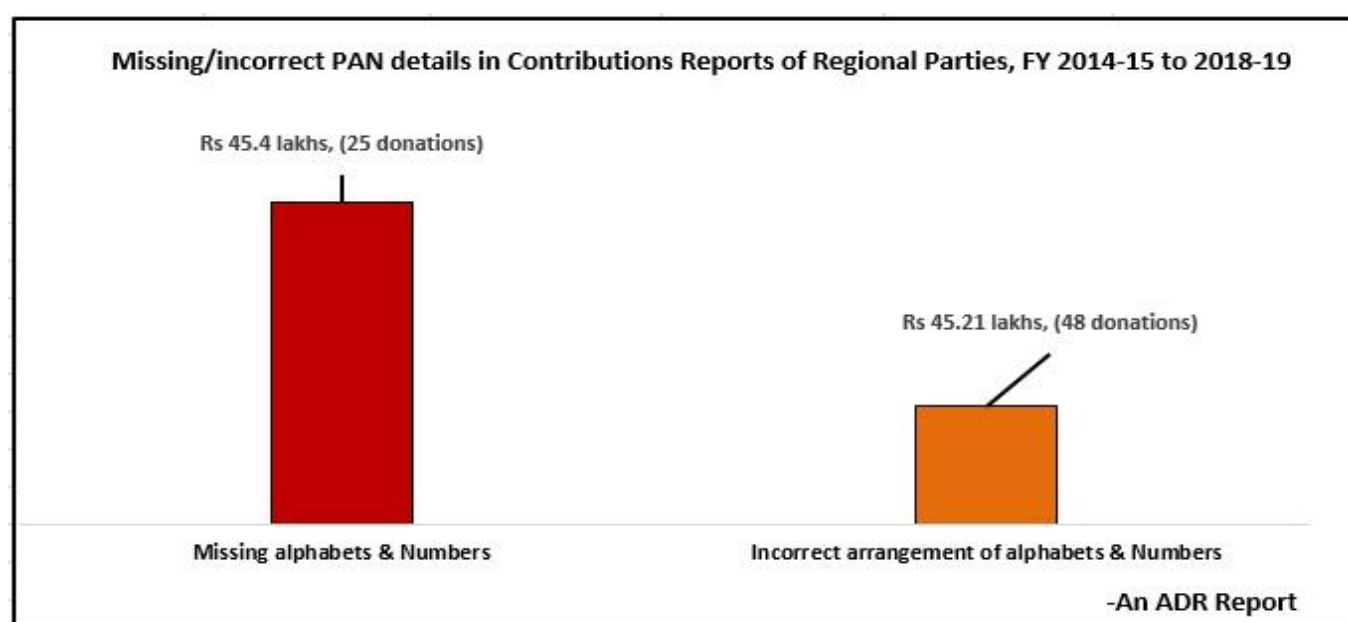


Chart: Donations with missing/incorrect PAN details in Contribution Reports of Regional Parties, FY 2014-15 to 2018-19

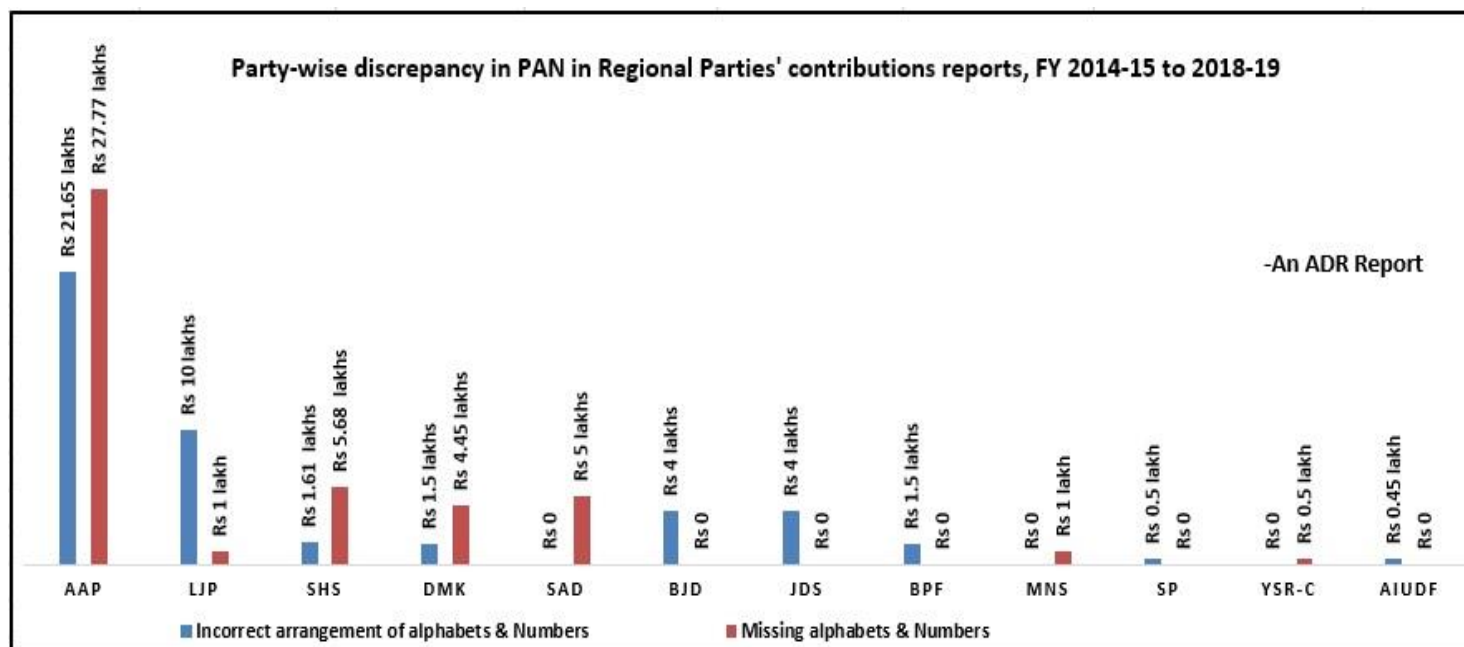
- A total of **73 donations** worth **Rs 90.61 lakhs** have incomplete/incorrect PAN details of donors from FY 2014-15 to 2018-19, with **AAP** collecting the highest number, **46 donations**, followed by **DMK** collecting **7 donations**.
- Regional Parties declared a total of **48 donations** worth **Rs 45.21 lakhs** (49.90%) having **incorrect arrangement of alphabets and numbers** in PAN.
- AAP** and **LJP** declared **33 donations** worth **Rs 21.65 lakhs** and **1 donation** worth **Rs 10 lakhs** respectively, having **incorrect arrangement of alphabets and numbers** in PAN details.



Donations with incomplete/incorrect PAN details declared in Regional Parties' Contributions Reports (FY 2014-15 to FY 2018-19)						
Regional Party	Incorrect arrangement of alphabets & Numbers		Missing alphabets & Numbers		Total number of donations	Total contributions
	Number of contributions	Contributions (Rs in lakhs)	Number of contributions	Contributions (Rs in lakhs)		
AAP	33	21.65	13	27.77	46	Rs 49.42 lakhs
LJP	1	10	1	1	2	Rs 11.00 lakhs
SHS	2	1.61	2	5.68	4	Rs 7.29 lakhs
DMK	2	1.5	5	4.45	7	Rs 5.95 lakhs
SAD	0	0	2	5	2	Rs 5.00 lakhs
BJD	2	4	0	0	2	Rs 4.00 lakhs
JDS	2	4	0	0	2	Rs 4.00 lakhs
BPF	1	1.5	0	0	1	Rs 1.50 lakhs
MNS	0	0	1	1	1	Rs 1.00 lakhs
SP	2	0.5	0	0	2	Rs 0.50 lakhs
YSR-C	0	0	1	0.5	1	Rs 0.50 lakhs
AIUDF	3	0.45	0	0	3	Rs 0.45 lakhs
<b>Grand Total</b>	<b>48 donations</b>	<b>Rs 45.21 lakhs</b>	<b>25 donations</b>	<b>Rs 45.40 lakhs</b>	<b>73 donations</b>	<b>Rs 90.61 lakhs</b>

**Table: Donations with incomplete/incorrect PAN details declared in Regional parties' Contribution Reports, FY 2014-15 to 2018-19**

- Between FY 2014-15 and 2018-19, Regional Parties declared a total of **25 donations** of **Rs 45.40 lakhs** (50.10%) having **missing alphabets** and **numbers** in their PAN.
- AAP** collected the highest **13 donations** worth **Rs 27.77 lakhs** followed by **SHS** that declared **2 donations** worth **Rs 5.68 lakhs**, having **missing alphabets and numbers** in PAN details.



**Chart: Donations having missing/incorrect PAN details declared in Contribution Reports, FY 2014-15 to 2018-19**

## V. Sector-wise donations (above Rs 20,000) declared with incomplete PAN details of donors

- Between FY 2014-15 and 2018-19, **total donations** declared by Regional Parties from **corporate/business houses** and **individuals** having incomplete details of PAN amount to **73 donations of Rs 90.61 lakhs**.
- During this period, **6 donations** collected by Regional Parties from **corporate/business houses** having incomplete PAN details of donors worth **Rs 23.11 lakhs (25.50%)** while such **donations from individuals** amounted to **Rs 67.50 lakhs (74.50%)** or **67 donations**.

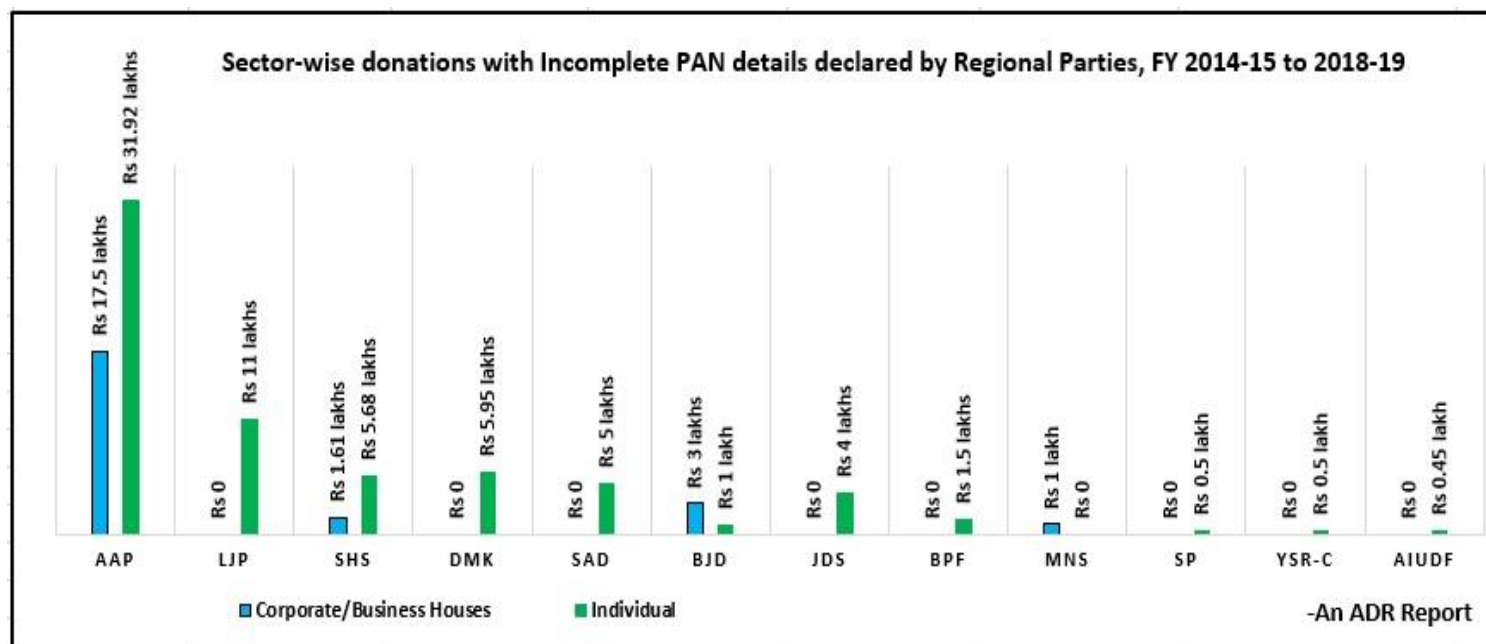


Chart: Sector-wise donations with incomplete PAN details declared by Regional Parties, FY 2014-15 to 2018-19

- AAP** collected the highest amount of **donations with incomplete PAN details** from **corporate/business houses** worth **Rs 17.50 lakhs (75.72%)** from **2 donations** followed by **BJD** which collected **1 donation of Rs 3 lakhs (12.98%)**.
- From individual donors, **AAP** declared **44 donations** worth **Rs 31.92 lakhs** having incomplete details of PAN followed by **LJP** which collected **2 such donations** from individuals worth **Rs 11 lakhs**.

Sector-wise donations with Incomplete PAN details declared by Regional Parties, FY 2014-15 to 2018-19						
Regional Party	Corporate/Business Houses		Individual		Total no of contributions	Total contributions
	No of donations	Contributions (Rs in lakhs)	No of donations	Contributions (Rs in lakhs)		
AAP	2	17.5	44	31.92	46	Rs 49.42 lakhs
LJP	0	0	2	11	2	Rs 11.00 lakhs
SHS	2	1.61	2	5.68	4	Rs 7.29 lakhs
DMK	0	0	7	5.95	7	Rs 5.95 lakhs
SAD	0	0	2	5	2	Rs 5.00 lakhs
BJD	1	3	1	1	2	Rs 4.00 lakhs
JDS	0	0	2	4	2	Rs 4.00 lakhs
BPF	0	0	1	1.5	1	Rs 1.50 lakhs
MNS	1	1	0	0	1	Rs 1.00 lakh

Sector-wise donations with Incomplete PAN details declared by Regional Parties, FY 2014-15 to 2018-19						
Regional Party	Corporate/Business Houses		Individual		Total no of contributions	Total contributions
	No of donations	Contributions (Rs in lakhs)	No of donations	Contributions (Rs in lakhs)		
SP	0	0	2	0.5	2	Rs 0.50 lakh
YSR-C	0	0	1	0.5	1	Rs 0.50 lakh
AIUDF	0	0	3	0.45	3	Rs 0.45 lakh
<b>Grand Total</b>	<b>6 donations</b>	<b>Rs 23.11 lakhs</b>	<b>67 donations</b>	<b>Rs 67.50 lakhs</b>	<b>73 donations</b>	<b>Rs 90.61 lakhs</b>

**Table: Sector-wise donations with Incomplete PAN details declared by Regional Parties - FY 2014-15 to 2018-19**

## Contact details

Media and Journalist Helpline +91 80103 94248 Email: <a href="mailto:adr@adrindia.org">adr@adrindia.org</a> <a href="https://adrindia.org/about-adr/state-coordinators">https://adrindia.org/about-adr/state-coordinators</a>	Maj Gen Anil Verma (Retd.) Head, NEW & ADR +91 8826479910 <a href="mailto:anilverma@adrindia.org">anilverma@adrindia.org</a>	Prof Jagdeep Chhokar IIM Ahmedabad (Retd) Founder, NEW & ADR +919999620944 <a href="mailto:jchhokar@gmail.com">jchhokar@gmail.com</a>	Prof Trilochan Sastry IIM Bangalore Founder, NEW & ADR +919448353285, <a href="mailto:tsastry@gmail.com">tsastry@gmail.com</a>
--	---	---	--

## Disclaimer

All information in this report has been taken from the website of Election Commission of India. ADR does not add or subtract any information, unless the EC changes the data. In particular, no unverified information from any other source is used. While all efforts have been made to ensure that the information is in keeping with what is available in the ECI website, in case of discrepancy between information in this report and that given in the ECI website, the information available ECI website should be treated as correct. Association for Democratic Reforms is not responsible or liable for any damage arising directly or indirectly from the publication of this report.

The data analyzed in this report is based on the Contribution Reports submitted by the parties to the Election Commission of India (ECI) from the FY 2014-15 to FY 2018-19. The same can be accessed from <https://eci.gov.in/candidate-political-parties/contribution-reports/contribution-reports/>

For complete list of donor details of all the Regional Parties, kindly visit <http://myneta.info/party>

For other research reports on political party funding, kindly visit <http://adrindia.org/research-and-report/political-party-watch>

## Annexure I

PAN not declared by Regional Parties during FY 2014-15 to 2018-19												
Regional Party	FY- 2014-15		FY- 2015-16		FY- 2016-17		FY- 2017-18		FY- 2018-19		Total no. of Donations	Total Donations declared
	No. of donations	Amounts	No. of donations	Amounts	No. of donations	Amounts	No. of donations	Amounts	No. of donations	Amounts		
DMK	120	0.65	459	44.77	5	0.354	9	0.087	24	3.04	617	Rs 48.90 cr
BJD	1	10	*	*	*	*	2	8	6	27	9	Rs 45.00 cr
AAP	7466	25.09	846	2.893	2359	13.92	257	0.621	127	0.26	11055	Rs 42.784 cr
SHS	32	11.72	63	0.728	15	0.28	4	0.019	NA*	NA*	114	Rs 12.747 cr
PMK	116	0.749	571	2.645	22	0.047	37	0.044	26	4.198	772	Rs 7.683 cr
MGP	35	0.16	NA	NA	437	3.64	17	0.107	NA	NA	489	Rs 3.91 cr
YSR-C	**	**	5	0.015	**	**	4	0.61	50	3.227	59	Rs 3.85 cr
MNS	12	1.877	1	0.05	20	1.177	1	0.0009	8	0.6	42	Rs 3.705 cr
SAD	3	0.103	1	0.0025	8	1.55	75	1.927	8	0.055	95	Rs 3.64 cr
SDF	21	2.526	**	**	3	0.042	1	0.0012	**	**	25	Rs 2.57 cr
NDPP	Founded in 2017								13	1.67	13	Rs 1.67 cr
IUML	23	0.857	134	0.375	NA	NA	5	0.14	NA	NA	162	Rs 1.37 cr
NPF	2	0.04	*	*	243	0.41	165	0.652	426	0.079	836	Rs 1.18 cr
JVM-P	5	0.846	NA	NA	*	*	2	0.035	*	*	7	Rs 0.88 cr
AINRC	74	0.1	29	0.068	435	0.66	216	0.042	NA	NA	754	Rs 0.87 cr
HJC-BL	10	0.85	Merged into INC in 2016								10	Rs 0.85 cr
JMM	2	0.75	*	*	*	*	*	*	5	0.017	7	Rs 0.77 cr
AGP	233	0.18	7	0.006	536	0.412	NA	NA	NA	NA	776	Rs 0.60 cr
RLD	1	0.25	*	*	3	0.16	*	*	2	0.03	6	Rs 0.44 cr
BPF	**	**	NA	NA	27	0.33	NA	NA	NA	NA	27	Rs 0.33 cr
RLSP	NA	NA	NA	NA	558	0.249	NA	NA	NA	NA	558	Rs 0.249 cr
DMDK	6	0.04	15	0.0996	2	0.0006	11	0.008	10	0.06	44	Rs 0.21 cr

PAN not declared by Regional Parties during FY 2014-15 to 2018-19												
Regional Party	FY- 2014-15		FY- 2015-16		FY- 2016-17		FY- 2017-18		FY- 2018-19		Total no. of Donations	Total Donations declared
	No. of donations	Amounts	No. of donations	Amounts	No. of donations	Amounts	No. of donations	Amounts	No. of donations	Amounts		
JDU	**	**	**	**	**	**	1	0.05	17	0.07	18	Rs 0.12 cr
LJP	**	**	**	**	2	0.004	5	0.016	4	0.09	11	Rs 0.11 cr
RJD	*	*	**	**	8	0.07	1	0.005	NA	NA	9	Rs 0.075 cr
ZNP	5	0.015	NA	NA	5	0.019	9	0.033	NA	NA	19	Rs 0.067 cr
TDP	3	0.025	**	**	**	**	**	**	1	0.02	4	Rs 0.045 cr
AIUDF	3	0.007	1	0.015	**	**	**	**	**	**	4	Rs 0.022 cr
AIFB	4	0.017	NA	NA	*	*	*	*	NA	NA	4	Rs 0.017 cr
PPA	NA	NA	NA	NA	7	0.016	NA	NA	NA	NA	7	Rs 0.016 cr
JDS	**	**	**	**	1	0.005	**	**	**	**	1	Rs 0.005 cr
GFP	Founded in 2016						NA	NA	1	0.0006	1	Rs 0.0006 cr
TRS	**	**	**	**	**	**	**	**	**	**	0	Rs 0
JKNC	NA	NA	*	*	*	*	*	*	NA	NA	0	Rs 0
AIADMK	*	*	*	*	*	*	*	*	*	*	0	Rs 0
KC(M)	*	*	NA	NA	**	**	NA	NA	NA	NA	0	Rs 0
AIMIM	*	*	NA	NA	*	*	*	*	**	**	0	Rs 0
MPC	NA	NA	NA	NA	*	*	NA	NA	NA	NA	0	Rs 0
SKM	NA	NA	NA	NA	NA	NA	*	*	NA	NA	0	Rs 0
INLD	NA	NA	NA	NA	NA	NA	NA	NA	**	**	0	Rs 0
<b>Grand Total</b>	<b>8177</b>	<b>Rs 56.85 cr</b>	<b>2132</b>	<b>Rs 51.67 cr</b>	<b>4696</b>	<b>Rs 23.35 cr</b>	<b>822</b>	<b>Rs 12.40 cr</b>	<b>728</b>	<b>Rs 40.42 cr</b>	<b>16555</b>	<b>Rs 184.69 cr</b>

Table: Party-wise details of PAN not declared by Regional Parties during FY 2014-15 to 2018-19

## Annexure II

Regional Parties- Mode of Payments of PAN details- FY 2014-15 to 2018-19 (Rs in lakhs)											
Regional Party	Incomplete/Incorrect PAN	Cheque/DD		Bank Transfer		Cash		Incomplete Mode of Payment		Total Number of donations	Total Donations
		Number of donations	Donations	Number of donations	Donations	Number of donations	Donations	Number of donations	Donations		
AAP	Incorrect arrangement of alphabets & Numbers	0	0	17	1.56	0	0	16	20.09	33	Rs 21.65 lakhs
	Missing alphabets & Numbers	0	0	1	0.25	2	0.76	10	26.76	13	Rs 27.77 lakhs
Total		0	0	18	1.81	2	0.76	26	46.85	46	Rs 49.42 lakhs
LJP	Incorrect arrangement of alphabets & Numbers	1	10.00	0	0	0	0	0	0	1	Rs 10.00 lakhs
	Missing alphabets & Numbers	1	1.00	0	0	0	0	0	0	1	Rs 1 lakh
Total		2	11.00	0	0	0	0	0	0	2	Rs 11 lakhs
SHS	Incorrect arrangement of alphabets & Numbers	1	0.5	0	0	0	0	1	1.11	2	Rs 1.61 lakhs
	Missing alphabets & Numbers	0	0.00	1	5.18	0	0	1	0.5	2	Rs 5.68 lakhs
Total		1	0.50	1	5.18	0	0	2	1.61	4	Rs 7.29 lakhs
DMK	Incorrect arrangement of alphabets & Numbers	2	1.5	0	0	0	0	0	0	2	Rs 1.5 lakhs
	Missing alphabets & Numbers	3	4.00	0	0	2	0.45	0	0	5	Rs 4.45 lakhs
Total		5	5.5	0	0	2	0.45	0	0	7	Rs 5.95 lakhs
SAD	Incorrect arrangement of alphabets & Numbers	0	0	0	0	0	0	0	0	0	Rs 0
	Missing alphabets & Numbers	2	5.00	0	0	0	0	0	0	2	Rs 5 lakhs
Total		2	5.00	0	0	0	0	0	0	2	Rs 5 lakhs

Regional Parties- Mode of Payments of PAN details- FY 2014-15 to 2018-19 (Rs in lakhs)											
Regional Party	Incomplete/Incorrect PAN	Cheque/DD		Bank Transfer		Cash		Incomplete Mode of Payment		Total Number of donations	Total Donations
		Number of donations	Donations	Number of donations	Donations	Number of donations	Donations	Number of donations	Donations		
BJD	Incorrect arrangement of alphabets & Numbers	0	0	1	3.00	0	0	1	1.00	2	Rs 4 lakhs
	Missing alphabets & Numbers	0	0	0	0	0	0	0	0	0	Rs 0
Total		0	0	1	3.00	0	0	1	1.00	2	Rs 4 lakhs
JDS	Incorrect arrangement of alphabets & Numbers	1	3.00	0	0	1	1.00	0	0	2	Rs 4 lakhs
	Missing alphabets & Numbers	0	0	0	0	0	0	0	0	0	Rs 0
Total		1	3.00	0	0	1	1.00	0	0	2	Rs 4 lakhs
BPF	Incorrect arrangement of alphabets & Numbers	0	0	0	0	0	0	1	1.5	1	Rs 1.5 lakhs
	Missing alphabets & Numbers	0	0	0	0	0	0	0	0	0	Rs 0
Total		0	0	0	0	0	0	1	1.5	1	Rs 1.5 lakhs
MNS	Incorrect arrangement of alphabets & Numbers	0	0	0	0	0	0	0	0	0	Rs 0
	Missing alphabets & Numbers	1	1.00	0	0	0	0	0	0	1	Rs 1 lakh
Total		1	1.00	0	0	0	0	0	0	1	Rs 1 lakh
SP	Incorrect arrangement of alphabets & Numbers	0	0	0	0	2	0.5	0	0	2	Rs 0.5 lakh
	Missing alphabets & Numbers	0	0	0	0	0	0	0	0	0	Rs 0
Total		0	0	0	0	2	0.5	0	0	2	Rs 0.5 lakh
YSSR-C	Incorrect arrangement of alphabets & Numbers	0	0	0	0	0	0	0	0	0	Rs 0
	Missing alphabets & Numbers	0	0	1	0.5	0	0	0	0	1	Rs 0.5 lakh



Regional Parties- Mode of Payments of PAN details- FY 2014-15 to 2018-19 (Rs in lakhs)											
Regional Party	Incomplete/Incorrect PAN	Cheque/DD		Bank Transfer		Cash		Incomplete Mode of Payment		Total Number of donations	Total Donations
		Number of donations	Donations	Number of donations	Donations	Number of donations	Donations	Number of donations	Donations		
Total		0	0	1	0.5	0	0	0	0	1	Rs 0.5 lakh
AIUDF	Incorrect arrangement of alphabets & Numbers	0	0	0	0	3	0.45	0	0.00	3	Rs 0.45 lakh
	Missing alphabets & Numbers	0	0	0	0	0	0	0	0	0	Rs 0
Total		0	0	0	0	3	0	0	0	3	Rs 0.45 lakh
Grand Total		12 donations	Rs 26 lakhs	21 donations	Rs 10.49 lakhs	10 donations	Rs 3.16 lakhs	30 donations	Rs 50.96 lakhs	73 donations	Rs 90.61 lakh

**Table: Party-wise donations having incomplete/incorrect PAN with their mode of payment details, FY 2014-15 to 2018-19**