

Date: 5 August, 2020

Analysis of Funds Collected and Expenditure Incurred by Political Parties during Bihar Assembly Election, 2015

A Report by
Association for Democratic Reforms

Association for Democratic Reforms
T-95, 2nd floor, C.L. House, Gautam Nagar
New Delhi – 110 049
Email: adr@adrindia.org; Phone: 011-4165 4200

Table of Contents

| | |
|--|-----------|
| Executive Summary | 3 |
| Observations of ADR | 7 |
| Recommendations of ADR | 7 |
| Detailed Report | 8 |
| Total funds collected – Bihar Assembly Election..... | 8 |
| Party-wise total funds collected | 8 |
| Total expenditure incurred – Bihar Assembly Election, 2015..... | 9 |
| Party-wise total expenditure incurred | 10 |
| Election expenditure under various heads..... | 10 |
| Party-wise expenditure under various heads | 11 |
| Party-wise expenditure incurred under Publicity | 13 |
| Party-wise expenditure incurred under Travel | 14 |
| Disclaimer | 15 |
| Contact Details | 15 |

Executive Summary

- Political parties are required to submit a statement of election expenditure to the Election Commission within **75 days of completion of Assembly Elections**.
- The expenditure statement contains details of the **total amount received as funds in the form of cash, cheques and demand drafts and the total amount spent under various heads**.
- The expenditure statement **contains information on the amount spent on the following heads** at the **central, state, district and constituency levels** by the party:
 - Publicity
 - Travel expenses
 - Other expenses
 - Expenditure towards candidates
- Political parties submit these statements providing information of **funds collected and spent between announcement and completion of elections**. This period could be between **3 weeks to 3 months** based on the notification issued by the Election Commission.
- This report analyses the funds received and expenditure incurred by recognized political parties, **during the state Assembly election to Bihar**, held in the months of September-November, 2015.
- 6 National Parties and 9 Regional Parties** have been considered for analysis in this report.


| Status of Submission of expenditure statements by political parties during Bihar Assembly Elections, 2015 (Last date of submission: 26 January 2016) | | | | | | |
|--|---|------------|--|---|------------------|----------------------------------|
| S. No | Party Name | Party code | Date of submission | Central Headquarters | Bihar state unit | Delay in submission |
| 1 | Communist Party of India | CPI | 1-Jan-16 | Submitted | Submitted | - |
| 2 | Bahujan Samaj Party | BSP | 8-Jan-16 | Submitted | Submitted | - |
| 3 | Rashtriya Lok Samta Party | RLSP | 8-Jan-16 | Submitted | Submitted | - |
| 4 | Nationalist Congress Party | NCP | 20-Jan-16 | Submitted | Submitted | - |
| 5 | Lok Jan Shakti Party | LJP | 20-Jan-16 | Submitted | Submitted | - |
| 6 | All India Forward Bloc | AIFB | 21-Jan-16 | Submitted | Submitted | - |
| 7 | Communist Party of India (Marxist) | CPI(M) | 1-Feb-16 | Submitted | Submitted | 5 Days |
| 8 | Janata Dal (United) | JD(U) | 4-Feb-16 | Submitted | Submitted | 8 Days |
| 9 | Bharatiya Janata Party | BJP | 8-Feb-16 | Submitted | Submitted | 12 Days |
| 10 | Shivsena | SHS | 12-Feb-16 | Submitted | Submitted | 16 Days |
| 11 | Samajwadi Party | SP | 5-Mar-16 | Submitted | Submitted | 38 Days |
| 12 | Indian Union Muslim League | IUML | 8-Mar-16 | Submitted | Submitted | 41 Days |
| 13 | Rashtriya Janata Dal | RJD | 11-Mar-16 | Submitted | Submitted | 44 Days |
| 14 | Indian National Congress | INC | 17-Mar-16 | Submitted | Submitted | 50 Days |
| 15 | Revolutionary Socialist Party | RSP | 13-Apr-16 | Submitted | Submitted | 77 Days |
| 16 | All India Majlis-E-Ittehadul Muslimeen | AIMIM | 22-Feb-16 | Expenditure statement is not as per the prescribed format | | 26 Days |
| 17 | Jammu & Kashmir National Panthers Party | JKNPP | Expenditure statements for Bihar Assembly Election, 2015 unavailable on website to ECI | | | 4 Years and 6 Months and 10 Days |
| 18 | Jharkhand Mukti Morcha | JMM | | | | |
| 19 | National Peoples Party | NPEP | | | | |

Details provided in the Election Expenditure Statement


Funds Collected and Expenditure incurred by political parties

- The National and Regional political parties in this report are: **BJP, INC, NCP, BSP, CPI(M), CPI, RLSP, LJP, AIFB, JD(U), SHS, SP, IUML, RJD and RSP.**
- AIFB, IUML & RSP had not declared any funds collected** at the central headquarters and state units during the Bihar Assembly Election, 2015.
- Total funds collected by **15 political parties** during Bihar Assembly Election held in 2015 was **Rs 151.28 cr** and total expenditure incurred was **Rs 150.99 cr.**
- Funds collected by the parties at the **central headquarters** was **Rs 130.45 cr** and expenditure incurred was **Rs 126.19 cr.** Bihar state units spent **Rs 24.8 cr.**
- IUML and RSP** are the only parties that declared **no expenditure incurred either at the central or at the state unit level** despite contesting the election.

Funds collected and expenditure incurred by political parties during Bihar Assembly Election, 2015



Total Funds collected



Total Expenditure incurred

-An ADR Report

Fund collected and Expenditure incurred by political parties from Central Headquarters and State Unit : Bihar Assembly Election, 2015

Rs 130.45 cr



Funds collected

Rs 126.19 cr



Expenditure Incurred

Rs 20.83 cr



Funds collected

Rs 24.8 cr



Expenditure Incurred

Central Headquarters

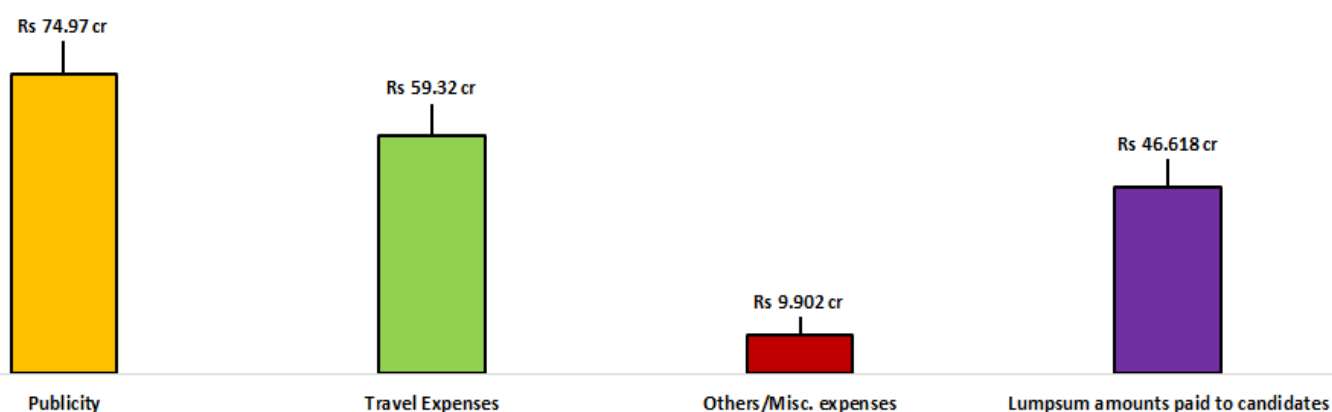
Bihar State Unit

-An ADR Report

Expenditure incurred by political parties under various heads

- Political parties declare their expenditure under the heads of **Publicity, Travel Expenses, Other/Miscellaneous expenses** and **Lumpsum amount paid to their contesting candidates**.
- Political Parties that contested in Bihar Assembly Election, 2015, spent the highest, **Rs 74.97 cr on Publicity**, followed by **Rs 59.32 cr on travel expenses**, **Rs 46.618 cr on Lumpsum amount paid to candidates** and **Rs 9.902 cr on Other/Miscellaneous expenses**.
- Expenditure on publicity** is **39.29%** of the overall expenditure declared under various heads.
- Expenditure on travel expenses** is **31.09%** of the overall expenditure declared under various heads.

Expenditure incurred by political parties under various heads : Bihar Assembly Election, 2015



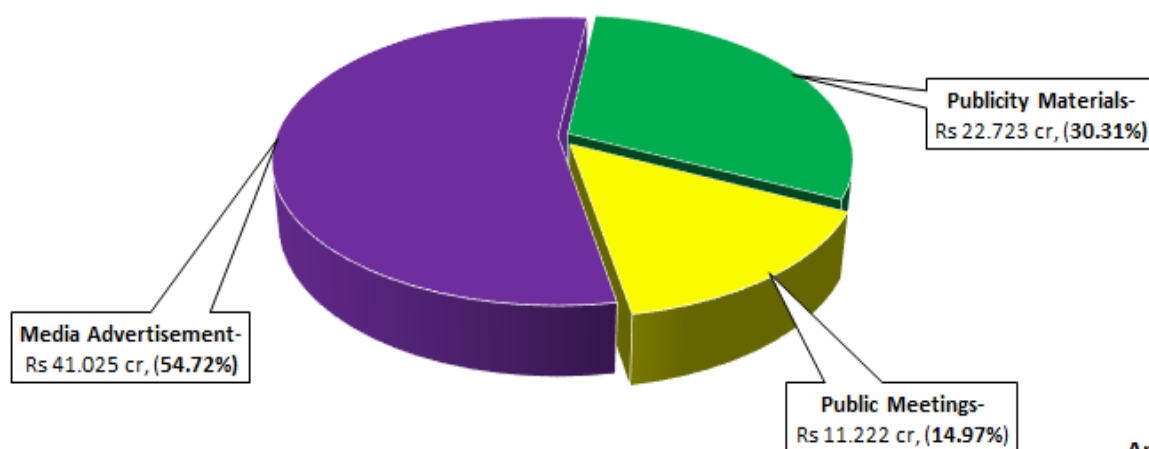
-An ADR Report

Expenditure incurred on Publicity by political parties

- Political parties are required to segregate their publicity expenses under three heads: **Media Advertisement, Publicity Materials** and **Public Meetings**.
- During Bihar Assembly election, political parties spent the maximum on **Media Advertisement (Rs 41.025 cr)**, followed by expenditure on **Publicity Materials (Rs 22.723 cr)** and **Public Meetings (Rs 11.22 cr)**.
- Publicity expenditure from **central headquarters** is the **highest, Rs 59.925 cr or 79.93%** of the total expenditure on publicity and **Rs 15.045 cr or 20.07%** from Bihar state units.

| Total expenditure on Publicity | Expenses on Publicity during Bihar Assembly Election, 2015 (in Rs Cr) | | Total |
|---|--|---------------------|---------------------|
| | Central Headquarter | Bihar State Unit | |
| Media Advertisement (Print & Electronic, bulk SMS, Cable, Website, TV channels etc.) | 40.515 | 0.51 | Rs 41.025 cr |
| Publicity Materials (Posters, Banners, Badges, Stickers, Arches, Gates, Cut outs, Hoardings, Flags etc.) | 12.48 | 10.243 | Rs 22.723 cr |
| Public Meetings | 6.93 | 4.292 | Rs 11.22 cr |
| Total | Rs 59.925 cr | Rs 15.045 cr | Rs 74.97 cr |

Expenditure incurred on Publicity by political parties during Bihar Assembly Election, 2015



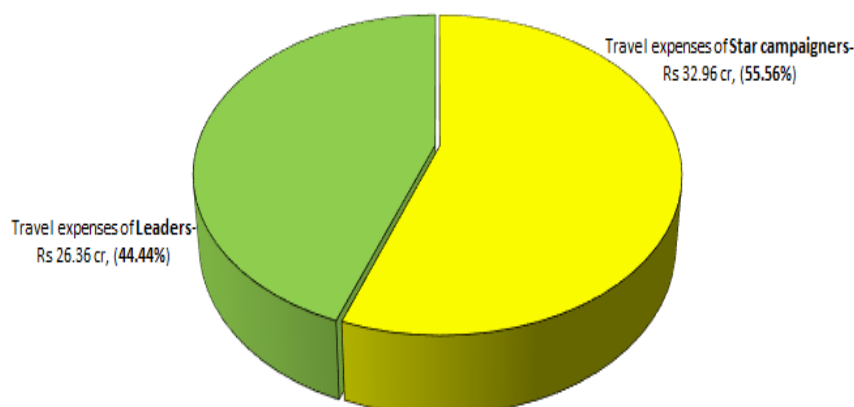
-An ADR Report

Expenditure incurred on Travel by political parties

- The 'Travel' head is segregated into **travel expenses incurred specifically on star campaigners** and that of the **party leaders**.
- Political parties spent **55.56%** of their total travel expenses or **Rs 32.96 cr** on their **star campaigners** and the remaining **44.44%** or **Rs 26.36 cr** on travel of their party leaders.
- Travel expenses from **central headquarters** by itself was **Rs 54.217 cr** or **91.40%**, which was higher than **Rs 5.103 cr** or **8.60%** spent from Bihar State Units.

| Total Election Expenditure on Travel | Bihar Assembly Election 2015 - Expenses on Travel (in Rs Cr) | | Total |
|--------------------------------------|--|-----------------------------------|--------------------|
| | Travel expenses of Star campaigners | Travel expenses of Leaders | |
| Central Headquarter | 30.377 | 23.84 | Rs 54.217 cr |
| Bihar State Unit | 2.583 | 2.52 | Rs 5.103 cr |
| Total | Rs 32.96 cr | Rs 26.36 cr | Rs 59.32 cr |

Expenditure incurred on Travel by political parties during Bihar Assembly Elections, 2015



-An ADR Report

Observations of ADR

- The election expenditure statements of **JKNPP, JMM & NPEP** are not yet available in the public domain despite contesting the Bihar Assembly election, 2015. It has been more than **4 years, 6 months and 10 days** since the last date of submission of election expenditure statements on January 26, 2016.
- Analysis of expenditure statements submitted by various parties show that **parties failed to adhere to the prescribed format** while mentioning their total receipts and expenditure from Central Headquarters and State Units.
- The expenditure statement of **AIMIM** has not been analysed as part of this report since it was **not as per the prescribed format**.

Recommendations of ADR

- Recently, nine working groups (comprising of Chief Electoral Officers of states and other ECI officials) presented their draft recommendations to the ECI, among which it was suggested that there needs to be a **cap on the expenditure to be incurred for an election by political parties**. In 2015, ECI also recommended to Ministry of Law, a proposal to cap maximum expenditure of political parties to a multiple of half of maximum prescribed limit for individual candidates with the number of candidates fielded. ADR recommends that steps must be taken in this regard and the modalities must be worked out in a time bound manner.
- It must be made **mandatory for all political parties to submit their statements of expenditure in the format given by the ECI**, within the prescribed time limit. Political parties not submitting on time or in the prescribed format should be heavily penalized.
- The **details of all donors** who contribute to national and regional parties exclusively for their election campaigns must be declared in the public domain irrespective of the amount donated.
- **A format similar to the donations report along with the date of donations**, submitted to the ECI on an annual basis, has to be prescribed for the expenditure statement so as to **bring in more transparency in the finances of the political parties especially during elections** when it is said that black money plays a major role.
- Where possible, **expenditure must be limited to transactions via cheque/DD/RTGS** so as to reduce use of black money in elections, as per the transparency guidelines issued by the ECI.
- Similar to the shadow observers of the ECI for monitoring expenditure of candidates, there must also be **observers for monitoring the expenditure of political parties**.

Detailed Report

Total funds collected – Bihar Assembly Election

- The election expenditure reports of political parties contain information on the funds collected at the central headquarter of the party as well as its state unit.
- Political parties collected a total of **Rs 130.45 cr** at the **central level**, through cash and cheque/DD. This constituted **86.23%** of the total funds collected by political parties during Bihar Assembly election, 2015.
- Political parties had collected the amount of **Rs 20.83 cr** from **Bihar unit**, which formed **13.77%** of the total funds.
- The most preferred mode of collection was by **cheque/DD** where the parties collected **Rs 115.81 cr**, which formed **76.55%** of the total funds collected from the state and central levels.

| Funds collected by Political Parties during Bihar Assembly Election, 2015 (in Rs Cr) | | | |
|--|---------------------|--------------------|-----------------------|
| Funds collected | Central Headquarter | Bihar State Unit | Total Funds collected |
| By cash | 27.46 | 8.01 | 35.47 |
| By cheque/DD | 102.99 | 12.82 | 115.81 |
| In Kind | 0 | 0 | 0 |
| Total | Rs 130.45 cr | Rs 20.83 cr | Rs 151.28 cr |


Party-wise total funds collected

- BJP** had shown the highest funds collected amongst the Bihar parties, of **Rs 51.66 cr** during Bihar Assembly Election, 2015. This forms **34.15%** of the total funds collected by all contesting parties during the Bihar elections, 2015.
- BSP** collected the second highest funds of **Rs 35.30 cr** which forms **23.33%** of the total funds collected by the contesting parties, followed by **INC** which collected Rs 30.43 cr or 20.12%.
- Among political parties, **BJP** collected the maximum funds of Rs 51.66 cr, **91.50% or Rs 47.267 cr** of which was **collected at the party's central headquarter level**.
- BSP** collected the second highest funds worth **Rs 35.30 cr**, 100% of which were collected from the central headquarter of the party.
- INC** collected the third highest funds of **Rs 20.19 cr** or **66.35%** of its total funds from the central headquarter.
- AIFB, IUML & RSP** are the three regional parties that have not declared receiving any funds either at their respective central headquarters or Bihar state units, despite contesting the Bihar Assembly election, 2015.
- BSP, SP, SHS & RLSP** are the parties whose state units have not received any funds inspite of contesting the elections.

| Party-wise funds collected by Political Parties during Bihar Assembly Election, 2015 (in Rs Cr) | | | |
|---|---------------------|------------------|-----------------------|
| Political Party | Central Headquarter | Bihar State Unit | Total Funds collected |
| BJP | 47.267 | 4.393 | Rs 51.66 cr |
| BSP | 35.3 | 0 | Rs 35.30 cr |
| INC | 20.19 | 10.24 | Rs 30.43 cr |
| SP | 12.36 | 0 | Rs 12.36 cr |
| CPI(M) | 9.66 | 0.52 | Rs 10.18 cr |
| JD(U) | 0.498 | 4.731 | Rs 5.229 cr |
| SHS | 2.08 | 0 | Rs 2.08 cr |

| Party-wise funds collected by Political Parties during Bihar Assembly Election, 2015 (in Rs Cr) | | | |
|---|---------------------|--------------------|-----------------------|
| Political Party | Central Headquarter | Bihar State Unit | Total Funds collected |
| LJP | 0.6 | 0.5 | Rs 1.1 cr |
| CPI | 0.557 | 0.403 | Rs 0.96 cr |
| NCP | 0.87 | 0.03 | Rs 0.90 cr |
| RLSP | 0.57 | 0 | Rs 0.57 cr |
| RJD | 0.5 | 0.015 | Rs 0.515 cr |
| AIFB | 0 | 0 | Rs 0 |
| IUML | 0 | 0 | Rs 0 |
| RSP | 0 | 0 | Rs 0 |
| Grand Total | Rs 130.45 cr | Rs 20.83 cr | Rs 151.28 cr |

Party-wise funds collected by political parties during Bihar Assembly Election, 2015



-An ADR Report

Total expenditure incurred – Bihar Assembly Election, 2015

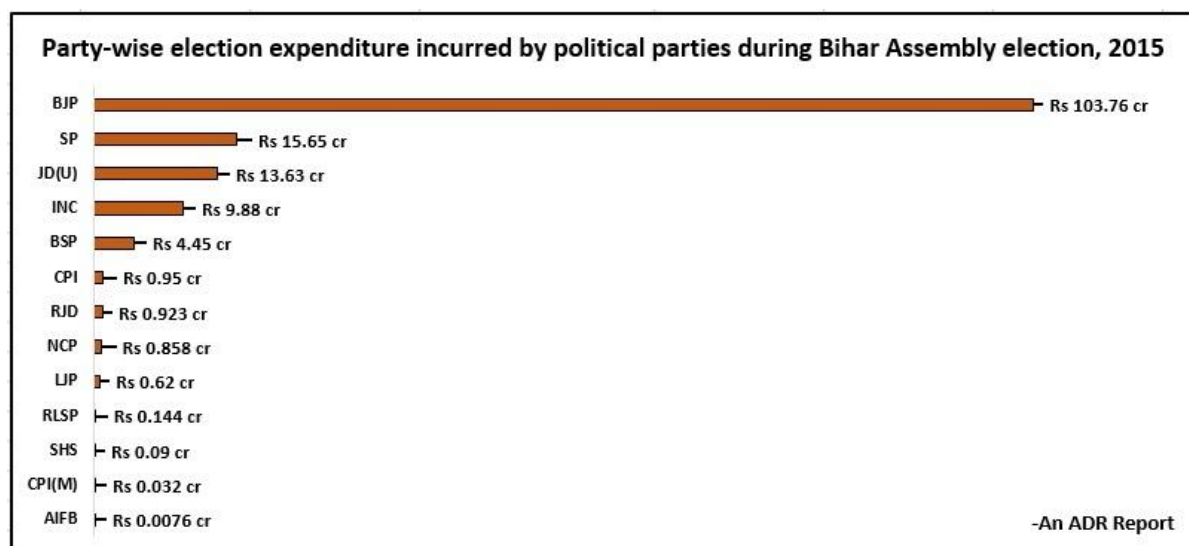
- The **central headquarters** of the political parties spent the maximum worth **Rs 126.19 cr**, and **Bihar state units**, which reported incurring an expenditure of **Rs 24.8 cr**.
- Out of total expenditure of Rs 150.99 cr, **77.70%** or **Rs 117.323 cr** was **spent by cheque/DD** by political parties, together.
- Rs 25.382 cr** is 'remaining unpaid' which formed **16.81%** of the total expenditure reported by political parties.
- Rs 1.185 cr** is 'remaining unpaid' at the Bihar state unit level by political parties.
- Expenditure in cash was least preferred by the political parties, as only **Rs 8.285 cr** or **5.49%** of the total expenditure was incurred in this mode.

| Total Expenditure incurred by Political Parties during Bihar Assembly Election, 2015 (in Rs Cr) | | | |
|---|---------------------|-------------------|----------------------------|
| Mode of expenditure incurred | Central Headquarter | Bihar State Unit | Total expenditure incurred |
| By cash | 1.47 | 6.815 | 8.285 |
| By cheque/DD | 100.523 | 16.8 | 117.323 |
| Remaining unpaid | 24.197 | 1.185 | 25.382 |
| Total | Rs 126.19 cr | Rs 24.8 cr | Rs 150.99 cr |

Party-wise total expenditure incurred

- Out of total expenditure of **Rs 150.99 cr**, **BJP** incurred the maximum expenditure of **Rs 103.76 cr**, which forms **68.72%** of total expenditure.
- **16.42% (Rs 24.80 cr)** election expenditure incurred by **Bihar state units** of political parties.
- **IUML & RSP** are the only parties that have incurred **no expenditure either at the central or at the state unit level** despite contesting in the election.

| Election expenditure incurred by Political Parties during Bihar Assembly Election, 2015 (in Rs Cr) | | | |
|--|---------------------|--------------------|----------------------------|
| Political Party | Central Headquarter | Bihar State Unit | Total expenditure incurred |
| BJP | 95.34 | 8.419 | Rs 103.76 cr |
| SP | 15.65 | 0 | Rs 15.65 cr |
| JD(U) | 0.42 | 13.21 | Rs 13.63 cr |
| INC | 7.558 | 2.322 | Rs 9.88 cr |
| BSP | 4.45 | 0 | Rs 4.45 cr |
| CPI | 0.59 | 0.36 | Rs 0.95 cr |
| RJD | 0.88 | 0.043 | Rs 0.923 cr |
| NCP | 0.834 | 0.024 | Rs 0.858 cr |
| LJP | 0.2186 | 0.4 | Rs 0.619 cr |
| RLSP | 0.144 | 0 | Rs 0.144 cr |
| SHS | 0.09 | 0 | Rs 0.09 cr |
| CPI(M) | 0.0086 | 0.0234 | Rs 0.032 cr |
| AIFB | 0.0076 | 0 | Rs 0.0076 cr |
| IUML | 0 | 0 | Rs 0 |
| RSP | 0 | 0 | Rs 0 |
| Grand Total | Rs 126.19 cr | Rs 24.80 cr | Rs 150.99 cr |

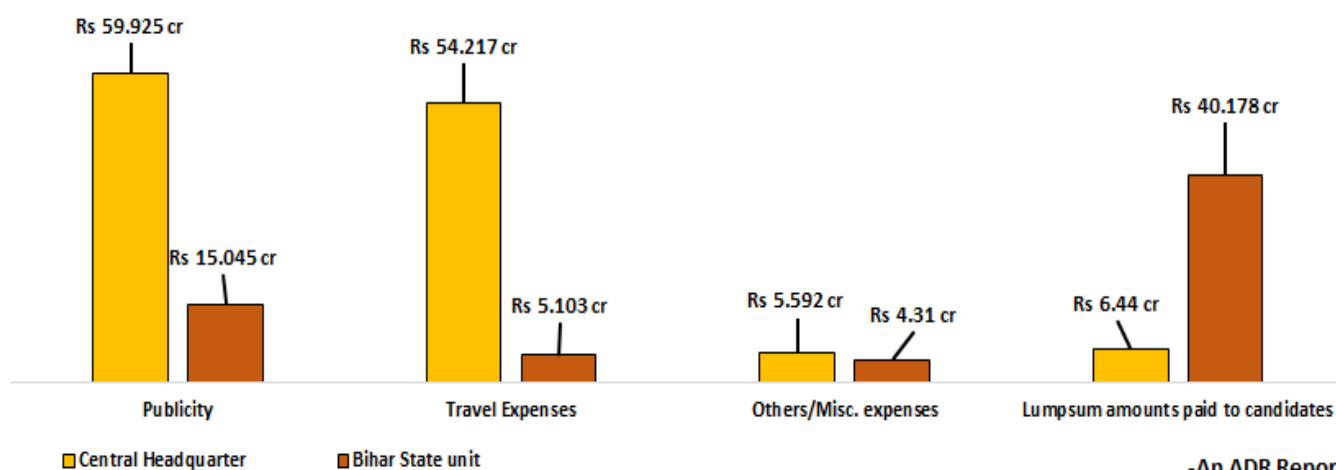


Election expenditure under various heads

- Political parties declare their expenditure under the heads of **Publicity, Travel Expenses, Other/ Miscellaneous expenses** and **Lumpsum amount paid to their contesting candidates**.
- Out of a total expenditure of **Rs 190.81 cr** under various heads, political parties spent the maximum amount of **Rs 74.97 cr on Publicity** followed by **Travel worth Rs 59.32 cr**.
- **Bihar state units** of parties spent the maximum amount of **Rs 40.178 cr on Lumpsum amounts paid to candidates**, followed by **Rs 15.045 cr on Publicity** and **Rs 5.103 cr on Travel expenses**.

| Election Expenditure | Election Expenditure of Political Parties under various heads during Bihar Assembly Elections, 2015 (in Rs Cr) | | | | Total |
|----------------------|--|--------------------|-----------------------|------------------------------------|---------------------|
| | Publicity | Travel Expenses | Others/Misc. expenses | Lumpsum amounts paid to candidates | |
| Central Headquarter | 59.925 | 54.217 | 5.592 | 6.44 | Rs 126.174 cr |
| Bihar State unit | 15.045 | 5.103 | 4.31 | 40.178 | Rs 64.636 cr |
| Total | Rs 74.97 cr | Rs 59.32 cr | Rs 9.902 cr | Rs 46.618 cr | Rs 190.81 cr |

Expenditure incurred by political parties under various heads during Bihar Assembly Elections, 2015



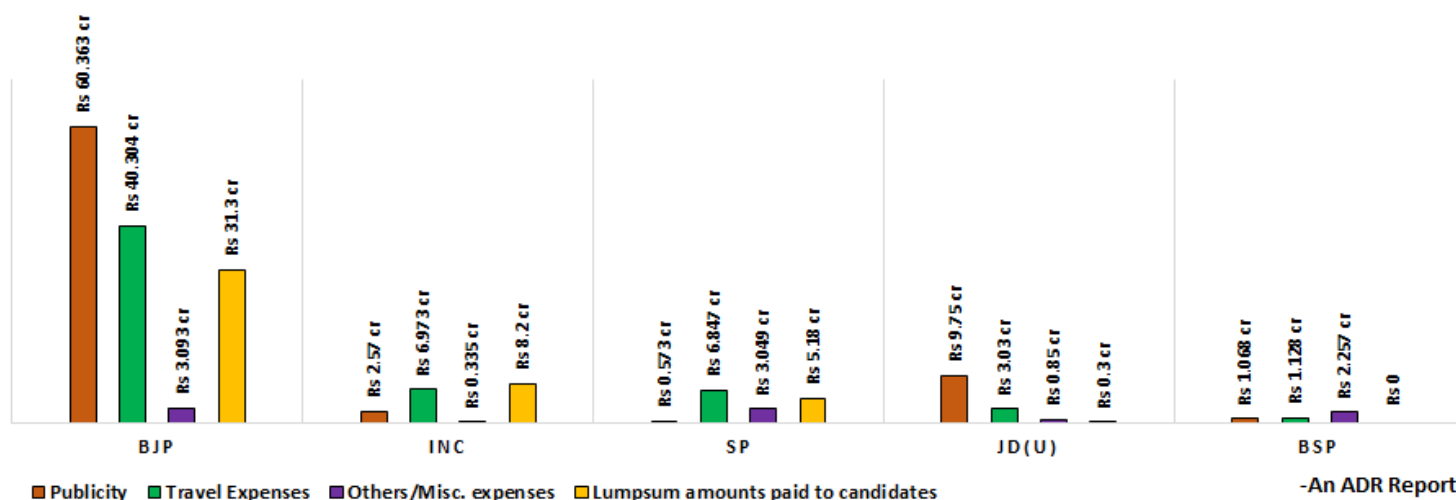
Party-wise expenditure under various heads

- The political parties spent a total of **Rs 190.81 cr** on **Publicity, Travel, Other/Misc. expenses and Lumpsum amounts paid to candidates**.
- The parties spent the highest on **Publicity (Rs 74.97 cr or 39.29%)** followed by **Rs 59.32 cr or 31.09%** of total on **travel** and **Rs 46.618 cr on lumpsum amounts paid to candidates** (24.43% of total expenditure).
- The top 3 parties which spent the highest are: **BJP (Rs 135.06 cr)** followed by **INC (Rs 18.08 cr)** and **SP (Rs 15.65 cr)**.
- BJP** has incurred the maximum, **Rs 60.363 cr** under **Publicity**, which forms **80.52%** of the total expenditure incurred by all political parties on Publicity.
- IUML & RSP** are the only two parties that declared no expenditure incurred under various heads despite contesting in the election.

| Political Party | Election Expenditure of Political Parties under various heads during Bihar Assembly Elections, 2015 (in Rs Cr) | | | | Total |
|-----------------|--|-----------------|-----------------------|------------------------------------|---------------------|
| | Publicity | Travel Expenses | Others/Misc. expenses | Lumpsum amounts paid to candidates | |
| BJP | 60.363 | 40.304 | 3.093 | 31.3 | Rs 135.06 cr |
| INC | 2.57 | 6.973 | 0.335 | 8.2 | Rs 18.08 cr |
| SP | 0.573 | 6.847 | 3.049 | 5.18 | Rs 15.65 cr |
| JD(U) | 9.75 | 3.03 | 0.85 | 0.3 | Rs 13.93 cr |
| BSP | 1.068 | 1.128 | 2.257 | 0 | Rs 4.45 cr |
| RJD | 0 | 0.883 | 0.057 | 0 | Rs 0.94 cr |


| Political Party | Election Expenditure of Political Parties under various heads during Bihar Assembly Elections, 2015 (in Rs Cr) | | | | Total |
|--------------------|--|--------------------|-----------------------|------------------------------------|---------------------|
| | Publicity | Travel Expenses | Others/Misc. expenses | Lumpsum amounts paid to candidates | |
| NCP | 0.099 | 0.0013 | 0 | 0.58 | Rs 0.68 cr |
| LJP | 0.3196 | 0 | 0.009 | 0.29 | Rs 0.619 cr |
| RLSP | 0.042 | 0.048 | 0.05 | 0.38 | Rs 0.52 cr |
| CPI(M) | 0.0464 | 0.0256 | 0.118 | 0.2444 | Rs 0.435 cr |
| CPI | 0.079 | 0.061 | 0.076 | 0.144 | Rs 0.36 cr |
| SHS | 0.0536 | 0.0177 | 0.0089 | 0 | Rs 0.08 cr |
| AIFB | 0.0076 | 0 | 0 | 0 | Rs 0.0076 cr |
| IUML | 0 | 0 | 0 | 0 | Rs 0 |
| RSP | 0 | 0 | 0 | 0 | Rs 0 |
| Grand Total | Rs 74.97 cr | Rs 59.32 cr | Rs 9.902 cr | Rs 46.618 cr | Rs 190.81 cr |

Expenditure incurred under various heads by Top Five political parties during Bihar Assembly Election, 2015



- **BJP** spent the highest, **Rs 31.3 cr** (67.14%) under **Lumpsum amounts paid to candidates** followed by **INC** which spent **Rs 8.2 cr** (17.59%) and **SP** with **Rs 5.18 cr** (11.11%).
- **BSP, RJD, SHS, AIFB, IUML & RSP** are the only parties that declared incurring **no expenditure on candidates** during the Bihar Assembly election, 2015.

Lumpsum amounts paid to candidates by political parties during Bihar Assembly Election 2015

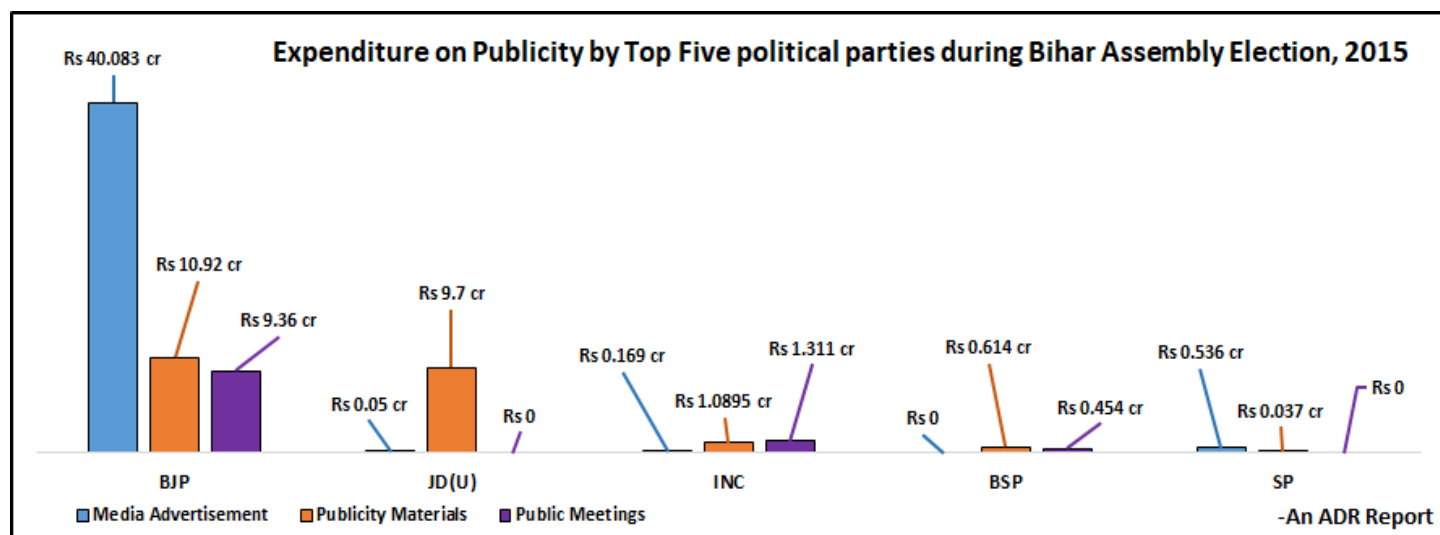


-An ADR Report

Party-wise expenditure incurred under Publicity

- Political parties spent a total of **Rs 74.97 cr on Publicity** during the Bihar Assembly election, 2015. Of this, **National parties** spent **Rs 64.225 cr (85.67%)** while **Regional parties** spent **Rs 10.745 cr (14.33%)**.
- Under Publicity, the political parties analysed spent the maximum on **Media Advertisement (Rs 41.025 cr or 54.72%)** followed by expenditure on **Publicity Materials (Rs 22.723 cr or 30.31%)** and **Public Meetings (Rs 11.22 cr or 14.97%)**.
- BJP** spent the highest on **Media Advertisement, Rs 40.083 cr** or 97.70% of total spent by parties followed by **SP, Rs 53.60 lakhs** or 1.31% and **LJP** which spent **Rs 17.40 lakhs (0.42%)**.
- Three political parties namely, RJD, IUML & RSP** declared that they did not incur any expenditure under Publicity despite contesting elections.

| Party | Party-wise expenditure on Publicity (in Rs Cr) | | | Total |
|--------------|--|---------------------|--------------------|--------------------|
| | Media Advertisement | Publicity Materials | Public Meetings | |
| BJP | 40.083 | 10.92 | 9.36 | Rs 60.363 cr |
| JD(U) | 0.05 | 9.7 | 0 | Rs 9.75 cr |
| INC | 0.169 | 1.0895 | 1.311 | Rs 2.57 cr |
| BSP | 0 | 0.614 | 0.454 | Rs 1.068 cr |
| SP | 0.536 | 0.037 | 0 | Rs 0.573 cr |
| LJP | 0.174 | 0.086 | 0.059 | Rs 0.319 cr |
| NCP | 0 | 0.099 | 0 | Rs 0.099 cr |
| CPI | 0 | 0.079 | 0 | Rs 0.079 cr |
| SHS | 0 | 0.0536 | 0 | Rs 0.0536 cr |
| CPI(M) | 0 | 0.0084 | 0.038 | Rs 0.0464 cr |
| RLSP | 0.013 | 0.029 | 0 | Rs 0.042 cr |
| AIFB | 0 | 0.0076 | 0 | Rs 0.0076 cr |
| RJD | 0 | 0 | 0 | 0 |
| IUML | 0 | 0 | 0 | 0 |
| RSP | 0 | 0 | 0 | 0 |
| Total | Rs 41.025 cr | Rs 22.723 cr | Rs 11.22 cr | Rs 74.97 cr |

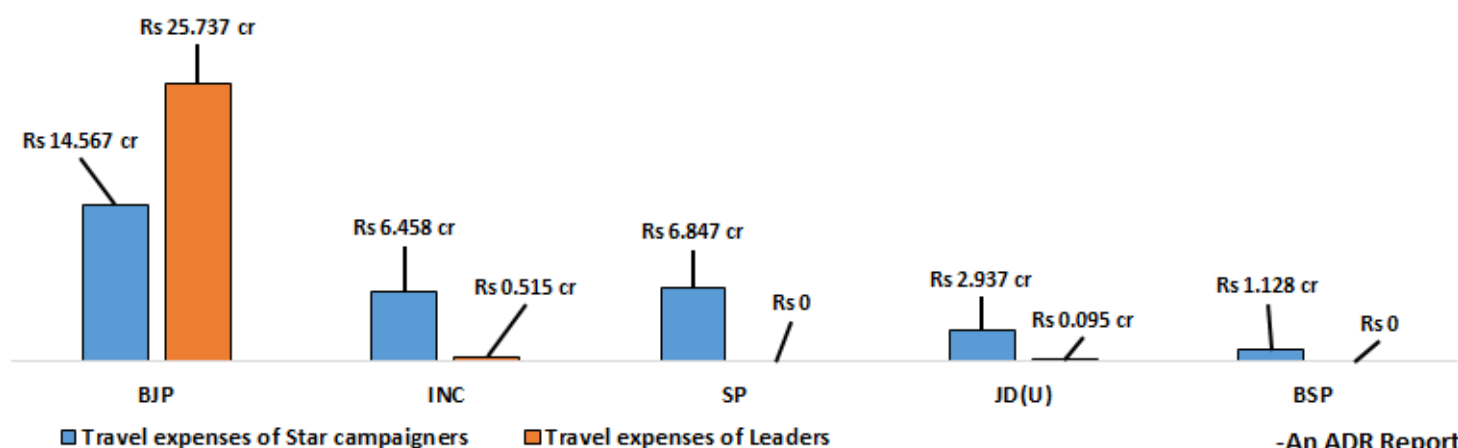


Party-wise expenditure incurred under Travel

- Political parties spent a total of **Rs 59.32 cr** on Travel during the Bihar Assembly election, 2015. Of this **National parties** spent **Rs 48.49 cr** (81.74%) while **Regional parties** spent **Rs 10.83 cr** (18.26%).
- Under travel expenses, the political parties analysed spent maximum on **travel expenses of star campaigners** (**Rs 32.96 cr** or **55.56%**) followed by expenditure on **travel of party leaders** (**Rs 26.36 cr** or **44.44%**).
- BJP** spent the highest on **travel of party leaders**, **Rs 25.737 cr** or 97.64% of total spent by parties on travel expenses of leaders followed by **INC** which spent **Rs 51.50 lakhs** (1.95%).
- Maximum expenses on travel of star campaigners were incurred by **BJP** (**Rs 14.567 cr**) followed by **SP**, which incurred **Rs 6.847 cr**.
- Three political parties namely, **LJP, IUML & RSP** declared that they **did not incur any expenditure under Travel** despite contesting elections.

| Party-wise expenditure of National & Regional parties on Travel during Bihar Assembly election, 2015 | | | |
|--|-------------------------------------|----------------------------|--------------------|
| Political Party | Travel (in Rs Cr) | | Total |
| | Travel expenses of Star campaigners | Travel expenses of Leaders | |
| BJP | 14.567 | 25.737 | Rs 40.304 cr |
| INC | 6.458 | 0.515 | Rs 6.973 cr |
| SP | 6.847 | 0 | Rs 6.847 cr |
| JD(U) | 2.937 | 0.095 | Rs 3.03 cr |
| BSP | 1.128 | 0 | Rs 1.128 cr |
| RJD | 0.883 | 0 | Rs 0.883 cr |
| CPI | 0.05 | 0.011 | Rs 0.061 cr |
| RLSP | 0.048 | 0 | Rs 0.048 cr |
| CPI(M) | 0.0256 | 0 | Rs 0.0256 cr |
| SHS | 0.0177 | 0 | Rs 0.0177 cr |
| NCP | 0 | 0.0013 | Rs 0.0013 cr |
| LJP | 0 | 0 | Rs 0 |
| IUML | 0 | 0 | Rs 0 |
| RSP | 0 | 0 | Rs 0 |
| Total | Rs 32.96 cr | Rs 26.36 cr | Rs 59.32 cr |

Expenditure on Travel by Top Five political parties during Bihar Assembly Election, 2015



Disclaimer

Source for the data used in the report are the Election Expenditure Statements submitted by the political parties to the Election Commission of India. These can be accessed from <https://eci.gov.in/candidate-political-parties/expenditure-reports/expenditure-reports/>

While all effort has been made to ensure that the information is in keeping with what is mentioned in the statements submitted by the political parties, in case of discrepancy between information in this report and that given in their statements, the information reported by the political parties should be treated as correct. Association for Democratic Reforms, National Election Watch and their volunteers are not responsible or liable for any damage arising directly or indirectly from the publication of this report.

Contact Details

State Coordinator

Mr. Rajiv Kumar
+91-93343-76048
+91-96319-76889
rajivkumar_patna@rediffmail.com

National Election Watch (NEW) & Association for Democratic Reforms (ADR)

| | | | |
|---|---|--|---|
| <p>Media and Journalist Helpline +91 80103 94248 Email: adr@adrindia.org https://adrindia.org/about-adr/state-coordinators</p> | <p>Maj Gen Anil Verma (Retd.) Head, NEW & ADR +91 8826479910 anilverma@adrindia.org</p> | <p>Prof Jagdeep Chhokar IIM Ahmedabad (Retd) Founder, NEW & ADR +919999620944 jchhokar@gmail.com</p> | <p>Prof Trilochan Sastry IIM Bangalore Founder, NEW & ADR +919448353285, tsastry@gmail.com</p> |
|---|---|--|---|