

Updated Date: 19-11-2020

ANALYSIS OF DONATIONS RECEIVED BY NATIONAL POLITICAL PARTIES – FY 2018-19

(Updated)

A Report by
Association for Democratic Reforms

Association for Democratic Reforms
T-95, II floor, C.L. House, Gautam Nagar
New Delhi – 110 049
Email: adr@adrindia.org; Phone: 011-4165 4200

Table of Contents

Executive Summary	3
Observations and Recommendations of ADR	6
Observations	6
Recommendations	6
Detailed Report	7
I. Donations above Rs 20,000 to National Parties from all over India (FY 2018-19)	7
II. Comparison of donations received by National Parties between FY 2017-18 and FY 2018-19	8
III. Mode of contribution to National Parties	9
IV. Donors from Corporates/ business sectors Vs. Individual donors	10
V. State-wise donations to National Parties	11
VI. Cash donations declared by National Parties – FY 2018-19	12
VII. Incomplete disclosure of information in the donations report	13
VIII. Top donors to National Parties	14
IX. Month wise donations received by National political parties	15
Contact Details	17
Disclaimer	17
Annexure-1: Details of Top 10 donations above Rs 20,000 to the National Parties	18
Bharatiya Janata Party (BJP)	18
Indian National Congress (INC)	18
Nationalist Congress Party (NCP)	19
Communist Party of India (CPI)	20
Communist Party of India - Marxist (CPM)	21
All India Trinamool Congress (AITC)	21
Annexure – 2	22
Party-wise contributions from various states to National Parties – FY 2018-19	22
Annexure – 3	23
State-wise contributions made by donors in cash to National Parties – FY 2018-19	23
Annexure – 4	24
Details of Top 10 donors to the National Parties, FY 2018-19	24

Analysis of Donations Received above Rs 20,000 by National Political Parties – FY 2018-19

This report, prepared by **Association for Democratic Reforms (ADR)**, focuses on donations received by the National Political Parties, above Rs 20,000, during the Financial Year 2018-19, as submitted by the parties to the Election Commission of India (ECI). The National Parties include Bharatiya Janata Party (**BJP**), Indian National Congress (**INC**), Bahujan Samaj Party (**BSP**), Nationalist Congress Party (**NCP**), Communist Party of India (**CPI**), Communist Party of India (Marxist) (**CPM**) and All India Trinamool Congress (**AITC**).

Executive Summary

The **executive summary** below lists the key observations drawn from the report:

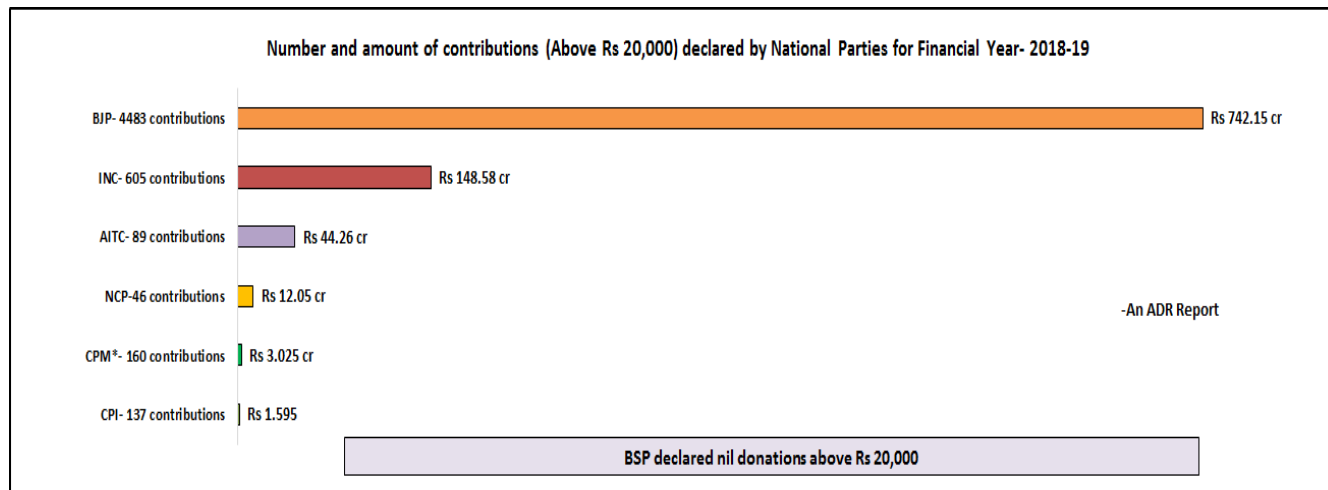
1. Status of Submission of Contributions reports by National Parties, FY 2018-19

- The due date for submission of Contributions reports for the parties was **30 September 2019**.
- BSP, INC, NCP** and **AITC** submitted their Contributions reports on time while **CPI** submitted after **3 days**, **CPM** submitted after **21 days** and **BJP** submitted after a delay of **31 days**.

S. No.	Political Party	Financial Year: Due date for filling reports: 30.09.2019		
		Party Code	Date of Submission	Delay in submission
1	Bahujan Samaj Party	BSP	19 August, 2019	-
2	Indian National Congress	INC	30 August, 2019	-
3	Nationalist Congress Party	NCP	20 September, 2019	-
4	All India Trinamool Congress	AITC	26 September, 2019	-
5	Communist Party of India	CPI	3 October, 2019	3 Days delay
6	Communist Party of India (Marxist)	CPM	21 October, 2019	21 Days delay
7	Bharatiya Janata Party	BJP	31 October, 2019	31 Days delay

2. Donations above Rs 20,000 to National Parties from all over India (FY 2018-19)

- The total donations (above Rs 20,000) declared by the National Parties was **Rs. 951.66 cr**, from **5520 donations**.
- A total of **Rs 742.15 cr** was declared by **BJP from 4483 donations** while **INC** declared receiving **Rs 148.58 cr** from **605 donations**. The donations declared by **BJP** is **more than three times the aggregate declared by INC, NCP, CPI, CPM and AITC** for the same period.
- BSP** declared that the party **did not receive any donations** above Rs 20,000 during FY 2018-19, as it has been declaring for the past 13 years.

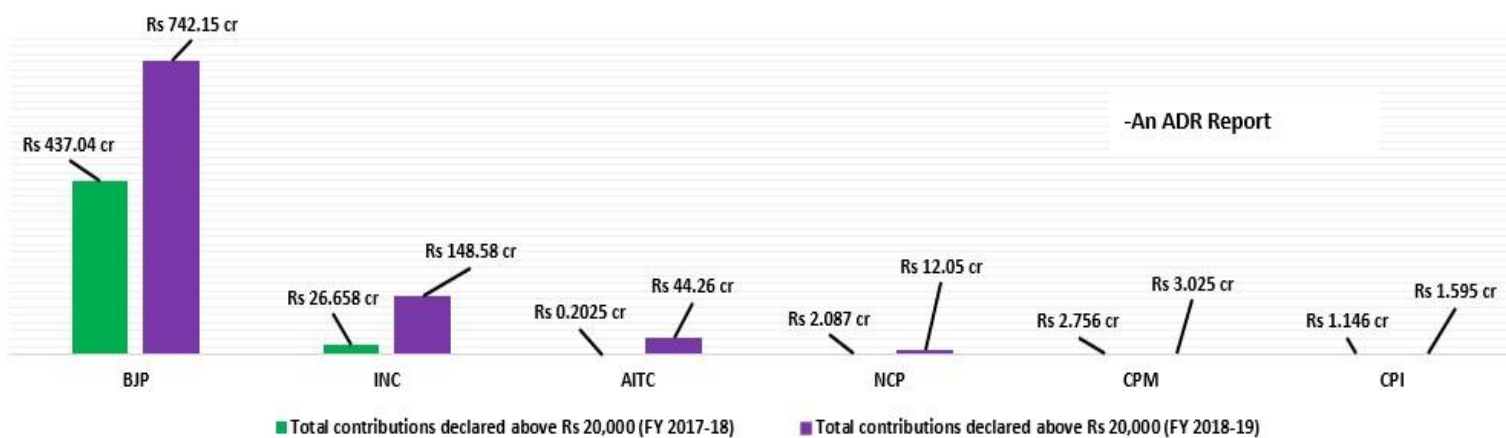


*One donation amount not declared by party

3. Comparison of donations received by National Parties during FY 2017-18 and FY 2018-19

- The total donations of the National Parties during FY 2018-19 increased by **Rs 481.77 cr**, an increase of almost **103%**, from the previous financial year 2017-18.
- Donations to **BJP** increased from **Rs 437.04 cr** during FY 2017-18 to **Rs 742.15 cr** during FY 2018-19 (70% increase). Party's donations decreased by 18% during FY 2017-18 in comparison to FY 2016-17.
- INC** donations increased from **Rs 26.658 cr** during FY 2017-18 to **Rs 148.58 cr** during FY 2018-19 (457% increase). While INC's donations decreased by 36% between FY 2016-17 and FY 2017-18.

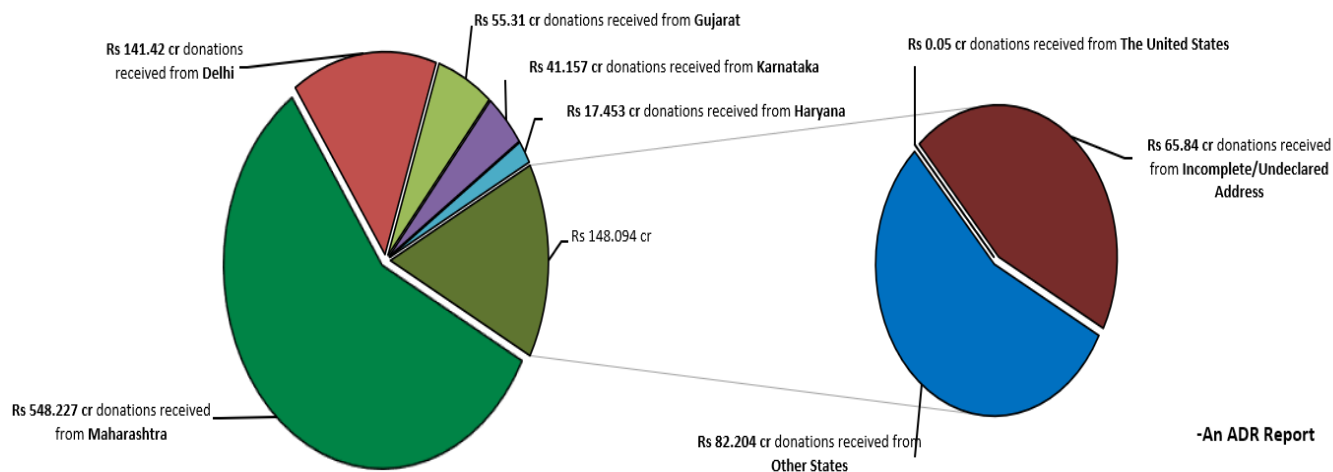
Comparison of contributions (above Rs 20,000) of National Parties for FY 2017-18 and FY 2018-19



4. State-wise donations to National Parties

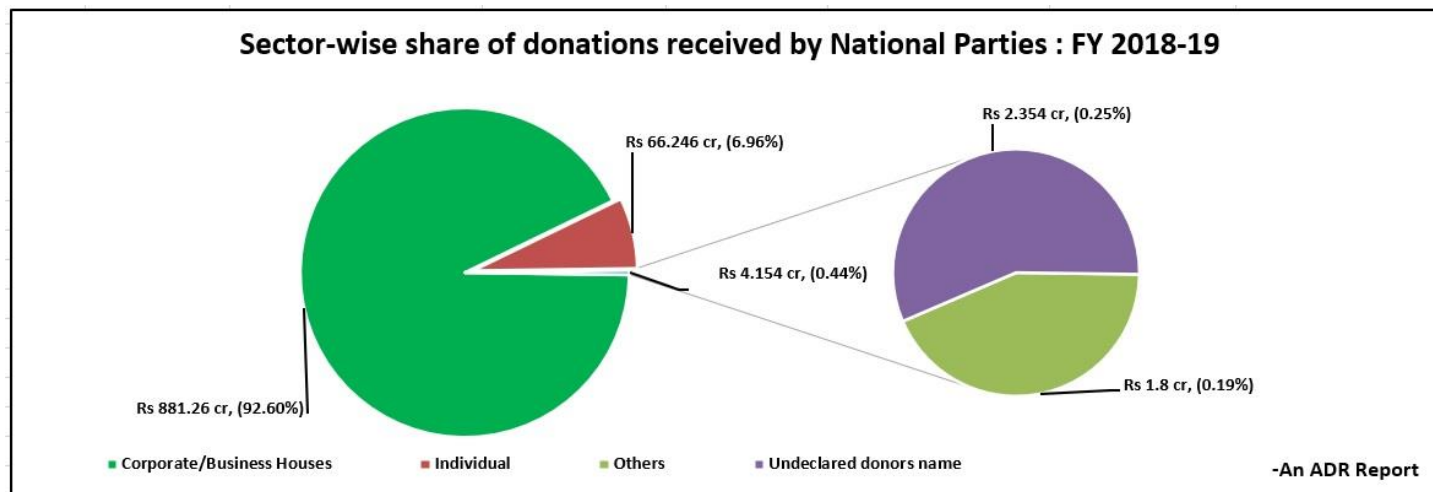
- Segregation of donations according to State** was made by **ADR** based on the **address** provided by the parties in their donations report to the ECI.
- A total of **Rs 548.227 cr** was donated to the National Parties from **Maharashtra**, followed by **Rs 141.42 cr** from **Delhi** and **Rs 55.31 cr** from **Gujarat**.
- A total of **Rs 65.84 cr**, (6.92% of total donations received by the National parties, FY 2018-19), could not be attributed to any State/ Union Territory due to **incomplete information** provided by the parties.

Top Five States which contributed to National Parties, FY 2018-19



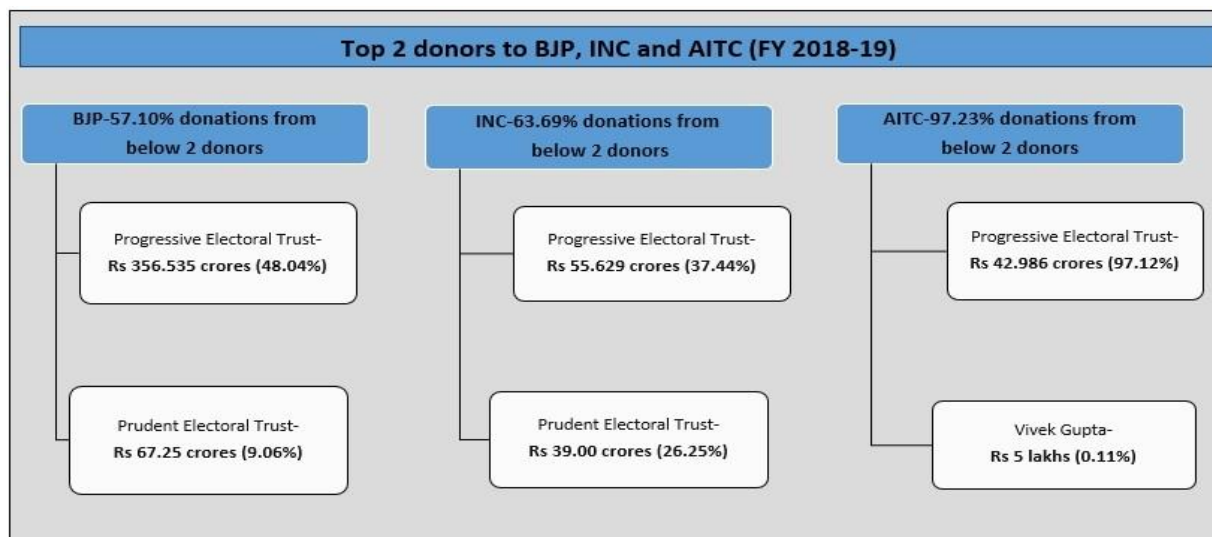
5. Donors from corporates/ business sectors Vs. individual donors

- 1782 donations** to the National Parties were made by **corporate/business sectors** amounting to **Rs 881.26 cr** (92.60% of total donations) while **3501 individual** donors donated **Rs 66.246 cr** (6.96% of total donations) to the parties during FY 2018-19.
- 1578 donations from corporate/business sectors** were made to BJP (**Rs 698.14 cr**) while **2735 individual** donors donated **Rs 41.64 cr** to the party during FY 2018-19.
- INC** received a total of **Rs 127.602 cr** via **124 donations from corporate/business sectors** and **Rs 20.288 cr** via **480 individual** donors during FY 2018-19.



6. Top donors to National Parties, FY 2018-19

- Progressive Electoral Trust** donated a total of **Rs 455.15 cr** to BJP, INC and AITC together and is one of the top 2 donors to the three parties that received the maximum donations. The Trust donated **Rs 356.535 cr** to **BJP** (48.04% of total funds received by the party) and **Rs 55.629 cr** to **INC** (37.44% of total funds received by the party).
- BJP** and **INC** received a total of **Rs 67.25 cr** (9.06%) and **Rs 39 cr** (26.25%), **respectively** from **Prudent Electoral Trust**.
- For top 10 donations to National Parties, refer Annexure – 1.**



Observations and Recommendations of ADR

Observations

1. Of the 7 National Parties, 4 parties, BJP, INC, CPI and CPM had **not declared PAN details** of **1300 donations** through which the parties collected a total of **Rs 29.44 cr (3.09%)**. This is **five times** more than the amount of donations declared by these National Parties during FY 2017-18. **BJP** declared **Rs 27.24 cr** from **1170 donations** where it failed to provide PAN details of donors. **INC** collected **Rs 92.80 lakhs** from **28 donations** without PAN. **81** donations to **CPI (Rs 1.168 cr)** and 21 donations from **CPM (Rs 10.70 lakhs)** do not have PAN details.
2. **3 National Parties** (BJP, INC, and CPM) have declared **Rs 2.49 cr** from **46 donations** having **missing/incorrect PAN details**.
3. **BJP** declared **452 donations** of **Rs 514.48 cr**, **AITC** collected **89 donations** of **Rs 44.26 cr** and **INC** collected **51 donations** of **Rs 4.51 cr** having **incomplete cheque/DD details** where cheque number, bank details on which it was drawn and the date on which the cheque was received/ encashed is not provided. Thus, without the complete cheque/DD details, it would be a time-consuming process **to link the donors against their donations and hence trace the money trail**.
4. **CPI** and **CPM** have also not declared the details of cheque and DD (cheque number, bank on which it was drawn and the date) for a total of 66 donations of **Rs 78 lakhs** and 31 donations of **Rs 35.63 lakhs**, respectively.
5. For the last **13 years** consecutively, **BSP** declared that the party **did not receive any donations** above Rs 20,000.
6. After the analysis by ADR, it is found that the **total sum of donations declared by INC** in its Contributions report is **incorrect**. It is found that the **total declared (Rs 146.78 cr) by the party is Rs 1.80 cr less than the actual amount (Rs 148.58 cr)**. This reinforces our demand for proper scrutiny of the parties' audited accounts by the IT department.
7. There are **167 donations of Rs 2.351 cr** declared by **BJP** in its Contributions Report for FY 2018-19 against which the **name of donor is not mentioned**. In case of **CPM**, the name of donor is not mentioned against **one contribution of Rs 30,000**.

Recommendations

1. The Supreme Court gave a judgment on September 13, 2013 declaring that no part of a candidate's affidavit should be left blank. Similarly, **no part of the Form 24A submitted by political parties providing details of donations above Rs 20,000 should be blank**.
2. All donors who have donated a **minimum of Rs 20,000** as a single or multiple donations should **provide their PAN details**.
3. Full details of all **donors should be made available for public scrutiny under the RTI**. Some countries where this is done include Bhutan, Nepal, Germany, France, Italy, Brazil, Bulgaria, the US and Japan. In none of these countries is it possible for nearly 50% of the source of funds to be unknown, but at present it is so in India.
4. The National and Regional Parties should, ideally, lead by example by filing complete and correct statements of donations to the ECI well in time for public scrutiny so as to encourage financial transparency.
5. It is suggested that the **ECI publicize on its website details of the action taken (if any) against political parties that fail to provide required details** (such as name, address, PAN and mode of payment) of individuals, companies or entities making donations in cash.
6. **Incomplete contributions reports** having missing or incorrect PAN/mode of payment details must **be returned to the parties** by the ECI, to deter them from providing incomplete information.
7. **The National and Regional political parties must provide all information on their finances under the Right to Information Act**. This will go a long way in strengthening political parties, elections and democracy.

8. **Annual scrutiny** of donations reports of **National, Regional** and **unrecognized parties** should be initiated by a dedicated department of the **CBDT**, to **discourage donations** from **shell companies or illegal entities**.

Detailed Report

Political parties rely heavily on donations for contesting elections and running their daily affairs. They receive huge sums of money in the form of donations/ contributions from corporates or business houses, trusts and individuals. Section 29C of the Representation of People Act, 1951 mandates that political parties submit their contribution details in excess of Rs 20,000 received from any person or a company to the ECI annually, in order to enjoy 100% tax exemption.

This report, prepared by **Association for Democratic Reforms (ADR)**, focuses on donations received by the National Political Parties, above Rs 20,000, during the Financial Year 2018-19, as submitted by the parties to the Election Commission of India (ECI). The National Parties include Bharatiya Janata Party (**BJP**), Indian National Congress (**INC**), Bahujan Samaj Party (**BSP**), Nationalist Congress Party (**NCP**), Communist Party of India (**CPI**), Communist Party of India (Marxist) (**CPM**) and All India Trinamool Congress (**AITC**)

I. Donations above Rs 20,000 to National Parties from all over India (FY 2018-19)


- The total amount of donations received above Rs 20,000 by National Political Parties during FY 2018-19 is calculated from the donations report submitted to the Election Commission annually.
- The total amount of donations above Rs 20,000 declared by the National Parties was **Rs. 951.66 cr**, from **5520 donations**, which amounts to an **average of Rs 17.24 lakhs per donor**.
- With regard to the total number of donations, **BJP** leads with **4483 donations** from individuals and corporates while **INC** declared a total **605 donations** followed by **CPM** with **160 donations**, **CPI** with **137 donations** and **AITC** with **89 donations**. The least number of donations was declared by **NCP** (46 donations).
- A total of **Rs 742.15 cr** was declared by **BJP** during FY 2018-19 while **INC** declared receiving **Rs 148.58 cr** during the same period.
- The donations declared by **BJP** is **more than 3 times the aggregate declared by the INC, NCP, CPI, CPM and AITC** for the same period (Rs 742.15 cr against Rs 209.51 cr declared by the remaining parties).
- BJP** received an average of **Rs 16.55 lakhs per donor**; **AITC** – **Rs 49.73 lakhs per donor**, **NCP** – **Rs 26.19 lakhs per donor**, **INC** – **Rs 24.55 lakhs per donor**, **CPM** – **Rs 1.89 lakhs per donor** and **CPI** – **Rs 1.16 lakhs per donor**.
- BSP** declared that the party did not receive any donations above Rs 20,000 during FY 2018-19, as it has been declaring for the past 13 years.

Number and amount of donations declared by National Parties for FY 2018-19			
National Party	No of donations*	Total donations (Rs in crores)	Average of donations
BJP	4483	742.15	Rs 16.55 lakhs
INC	605	148.58	Rs 24.55 lakhs
AITC	89	44.26	Rs 49.73 lakhs
NCP	46	12.05	Rs 26.19 lakhs
CPM	160	3.025**	Rs 1.89 lakhs
CPI	137	1.595	Rs 1.16 lakhs
BSP	0	0	Rs 0
Grand total	5,520 Donations	Rs 951.66 cr	Rs 17.24 lakhs

*Note: Figures indicate total number of donations made and include multiple donations made by a single donor

** One donation amount not declared by party

Number and amount of contributions (Above Rs 20,000) declared by National Parties for Financial Year- 2018-19



* One donation amount not declared by party

II. Comparison of donations received by National Parties between FY 2017-18 and FY 2018-19

- The total donations of the **National Parties** during FY 2018-19 rose by **Rs 481.77 cr**, an increase of **103%**, from the previous financial year, 2017-18.
- Donations to **BJP** increased from **Rs 437.04 cr** during FY 2017-18 to **Rs 742.15 cr** during FY 2018-19 (70% increase) while donations to **INC** increased from **Rs 26.658 cr** during FY 2017-18 to **Rs 148.58 cr** during FY 2018-19 (457% increase).
- AITC** declared the **highest increase of 21757%**, from **Rs 20.25 lakhs** in FY 2017-18 to **Rs 44.26 cr** in FY 2018-19 while **NCP** has declared increase of **477%**, from **Rs 2.087 cr** in FY 2017-18 to **Rs 12.05 cr** in FY 2018-19.

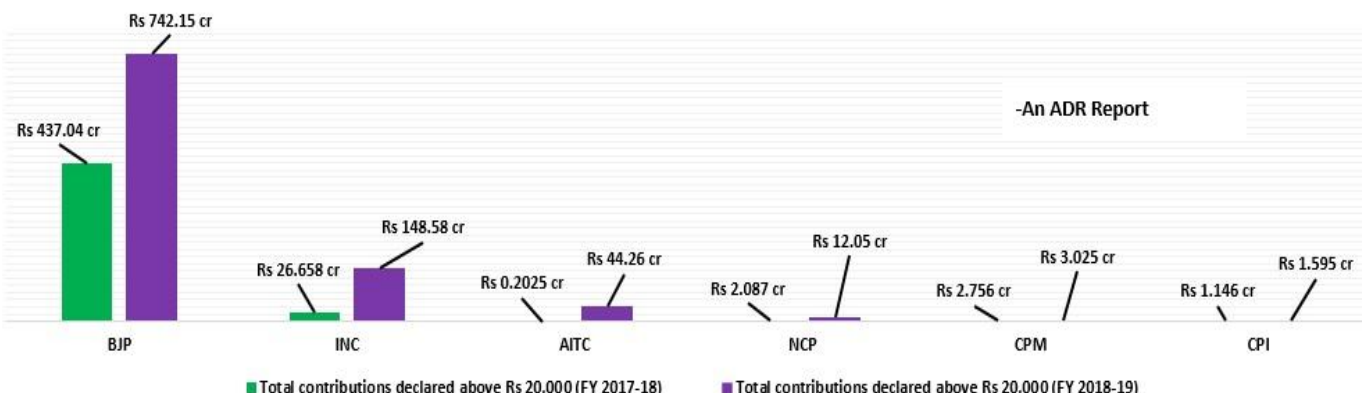
Number and amount of donations declared by National Parties for FY 2017-18 & 2018-19

National Party	FY 2018-19			FY 2017-18			Increase in donations
	No of donations	Total donations (Rs in crores)	Average of donations	No of donations	Total donations (Rs in crores)	Average of donations	
BJP	4483	742.15	Rs 16.55 lakhs	2977	437.04	Rs 14.68 lakhs	Rs 305.11 cr, 70%
INC	605	148.58	Rs 24.55 lakhs	777	26.658	Rs 3.43 lakhs	Rs 121.92 cr, 457%
AITC	89	44.26	Rs 49.73 lakhs	33	0.2025	Rs 0.61 lakhs	Rs 44.06 cr, 21757%
NCP	46	12.05	Rs 26.19 lakhs	42	2.087	Rs 4.97 lakhs	Rs 9.96 cr, 477%
CPM*	160	3.025	Rs 1.89 lakhs	196	2.756	Rs 1.40 lakhs	Rs 0.27 cr, 10%
CPI	137	1.595	Rs 1.16 lakhs	176	1.146	Rs 0.65 lakhs	Rs 0.45 cr, 39%
BSP	0	0	Rs 0	0	0	Rs 0	-
Grand total	5,520 Donations	Rs 951.66 cr	Rs 17.24 lakhs	4,201 Donations	Rs 469.89 crores	Rs 11.18 lakhs	Rs 481.77 cr, 103%

Table: Donations declared by National Parties for Financial Year 2017-18 and FY 2018-19

* One donation amount not declared by party

Comparison of contributions (above Rs 20,000) of National Parties for FY 2017-18 and FY 2018-19



-An ADR Report

III. Mode of contribution to National Parties

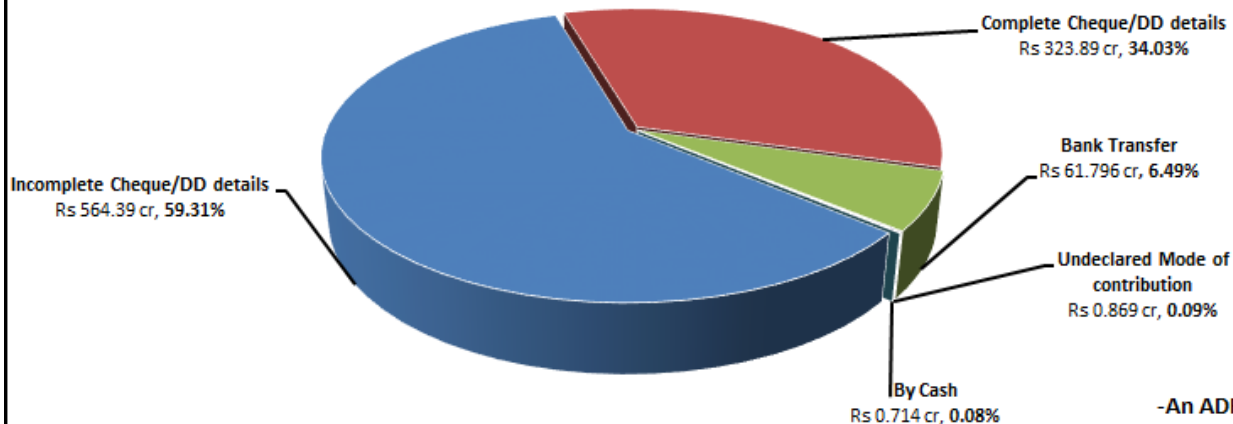
- National Parties declared receiving a total of **Rs 888.28 cr** by cheque/DD from **5084 donations** and formed **93.34%** of the total donations received.
- It is to be noted that **689 donations** of a total of **Rs 564.39 cr** or **59.31%** of all donations contained incomplete cheque/DD details while **69 donations**, amounting to **Rs 86.9 lakhs** contained **undeclared** information of the mode of contribution and formed **0.09%** of the total donations declared by the parties.
- Rs 61.796 cr** comprising of **313 donations** declared as received by the National Parties through **Bank Transfer** for FY 2018-19.
- Only **0.08%** of the total donations received from **54 donations** or **Rs 71.44 lakhs** was by cash.

Mode of contributions declared by National Parties for FY- 2018-19 (Rs in cr)

Donations	By Cheque/DD		By Bank Transfer	Undeclared Mode of contribution	By Cash	Grand Total
	Incomplete details	Complete details				
Total number of donations	689	4395*	313	69	54	5520 donations
Total donations declared (Rs in crores)	564.39	323.89	61.796	0.869	0.7144	Rs 951.66 cr
Share of donations	59.31%	34.03%	6.49%	0.09%	0.08%	100%

*One donation amount not declared by CPM

Mode of contributions declared by National Parties for FY 2018-19



-An ADR Report

IV. Donors from Corporates/ business sectors Vs. Individual donors

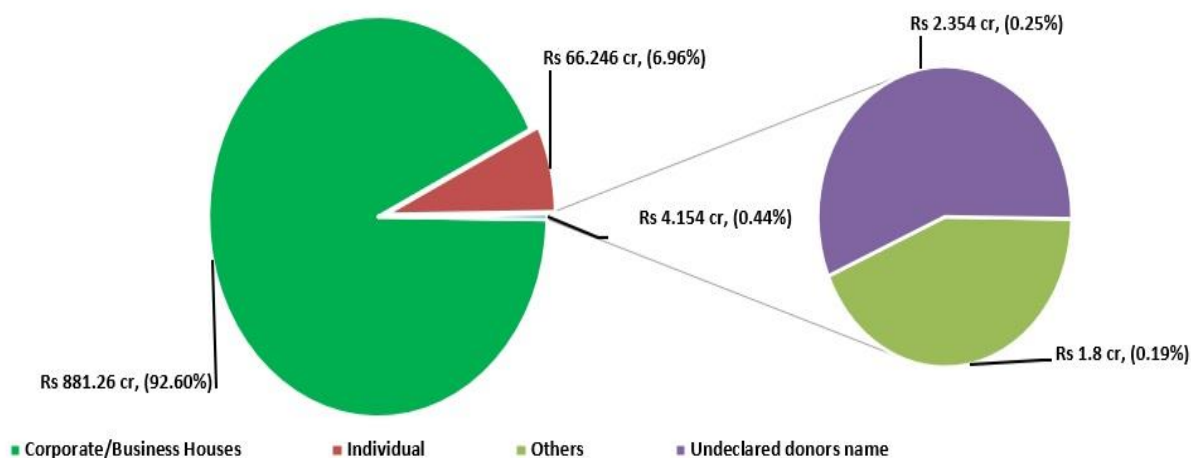
- Corporates/ business sectors have been segregated from individual donations by **ADR** as this segregation is not a part of the form submitted by the political parties to the ECI.
- 1782 donations from corporate/business sectors** amounting to **Rs 881.26 cr** were made to the National Parties while **3501 individual** donors donated **Rs 66.246 cr** to the parties during FY 2018-19.
- With the maximum number of donations during FY 2018-19, **BJP** has declared **1578 donations from corporate/business sectors** amounting to **Rs 698.14 cr** while **2735 individual donors** donated **Rs 41.64 cr** to the party.
- Donations from corporates** formed **94.07%** of total donations declared by **BJP**.
- 124 donations from corporate/business sectors** amounting to **Rs 127.602 cr** were made to **INC** while **480 individual** donors donated **Rs 20.288 cr** to the party.
- Donations from corporates** formed **85.88%** of total donations declared by **INC**.

Sector-wise donations to National Political Parties for FY 2018-19

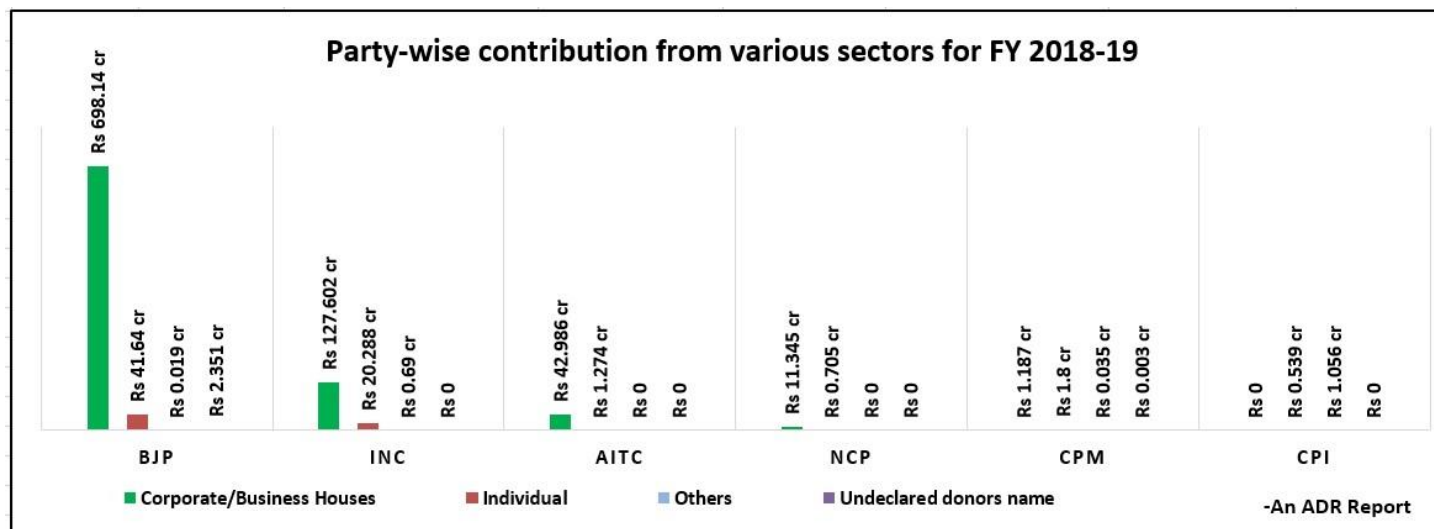
Party	Corporate/Business Houses		Individual		Others		Undeclared donors name		Total No of Donations	Total Contributions (Rs in cr)
	No of Donations	Total Contributions (Rs in cr)	No of Donations	Total Contributions (Rs in cr)	No of Donations	Total Contributions (Rs in cr)	No of Donations	Total Contributions (Rs in cr)		
BJP	1578	698.14	2735	41.64	3	0.019	167	2.351	4483	Rs 742.15 cr
INC	124	127.602	480	20.288	1	0.69	0	0	605	Rs 148.58 cr
AITC	1	42.986	88	1.274	0	0	0	0	89	Rs 44.26 cr
NCP	17	11.345	29	0.705	0	0	0	0	46	Rs 12.05 cr
CPM*	62	1.187	94	1.8	3	0.035	1	0.003	160	Rs 3.025 cr
CPI	0	0	75	0.539	62	1.056	0	0	137	Rs 1.595 cr
Grand Total	1782 donations	Rs 881.26 cr	3501 donations	Rs 66.246 cr	69 donations	Rs 1.80 cr	168 donations	Rs 2.354 cr	5520 donations	Rs 951.66 cr

*One donation amount not declared by party

Sector-wise share of donations received by National Parties : FY 2018-19



-An ADR Report

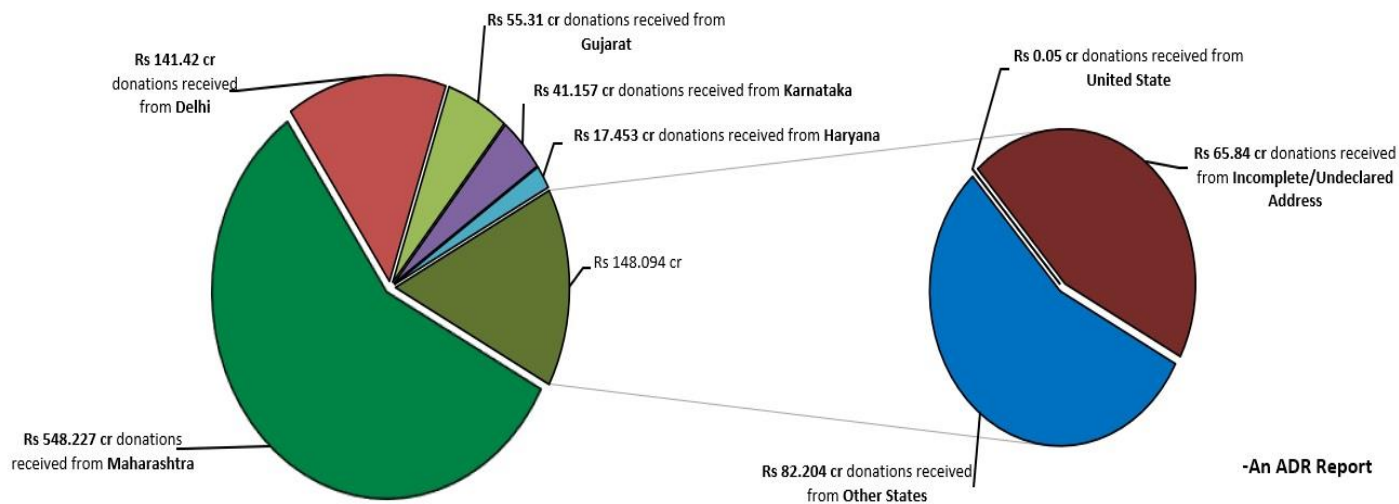


V. State-wise donations to National Parties

- Segregation of donations according to State** was made by **ADR** based on the **address** provided by the parties in their donations report to the ECI.
- Donations declared by the National Parties contained details of donations **received from 35 States/Union Territories/ common capitals**. Please refer to **Annexure – 2** for more details.
- A total of **Rs 548.227 cr** was donated to the National Parties from **Maharashtra**, followed by **Rs 141.42 cr** from **Delhi** and **Rs 55.31 cr** from **Gujarat**.
- A total of **Rs 65.84 cr**, (6.92% of total donations received by the National parties, FY 2018-19), could not be attributed to any State/ Union Territory due to **incomplete information** provided by the parties.
- Of the donations from **corporate** houses, **Rs 45.347 cr** could not be segregated into donations from various states.
- Corporate/ Business houses from Maharashtra** donated **Rs 539.506 cr** while those from **Delhi** gave **Rs 137.739 cr**.

Sector-wise top 5 states who contributed to National Parties, FY 2018-19 (Rs in crores)					
States	Corporate/Business Houses	Individual	Others	Undeclared donor name	Grand Total
Maharashtra (57.61% of total donations to the Parties)	539.506	8.703	0.018	0	Rs 548.227 cr
Delhi (14.86% of total donations to the Parties)	137.739	3.678	0.0014	0.002	Rs 141.42 cr
Gujarat (5.81% of total donations to the Parties)	48.83	6.474	0.004	0	Rs 55.31 cr
Karnataka (4.32% of total donations to the Parties)	29.657	11.495	0.0045	0	Rs 41.157 cr
Haryana (1.83% of total donations to the Parties)	10.147	7.303	0.0028	0	Rs 17.453 cr
Other states (8.64% of total donations to the Parties)	70.034	10.295	1.715	0.16	Rs 82.204 cr
United States (0.01% of total donations to the Parties)	0	0.05	0	0	Rs 0.05 cr
Incomplete/Undeclared Address (6.92% of total donations to the Parties)	45.347	18.248	0.054	2.192	Rs 65.84 cr
Total	Rs 881.26 cr	Rs 66.246 cr	Rs 1.80 cr	Rs 2.354 cr	Rs 951.66 cr

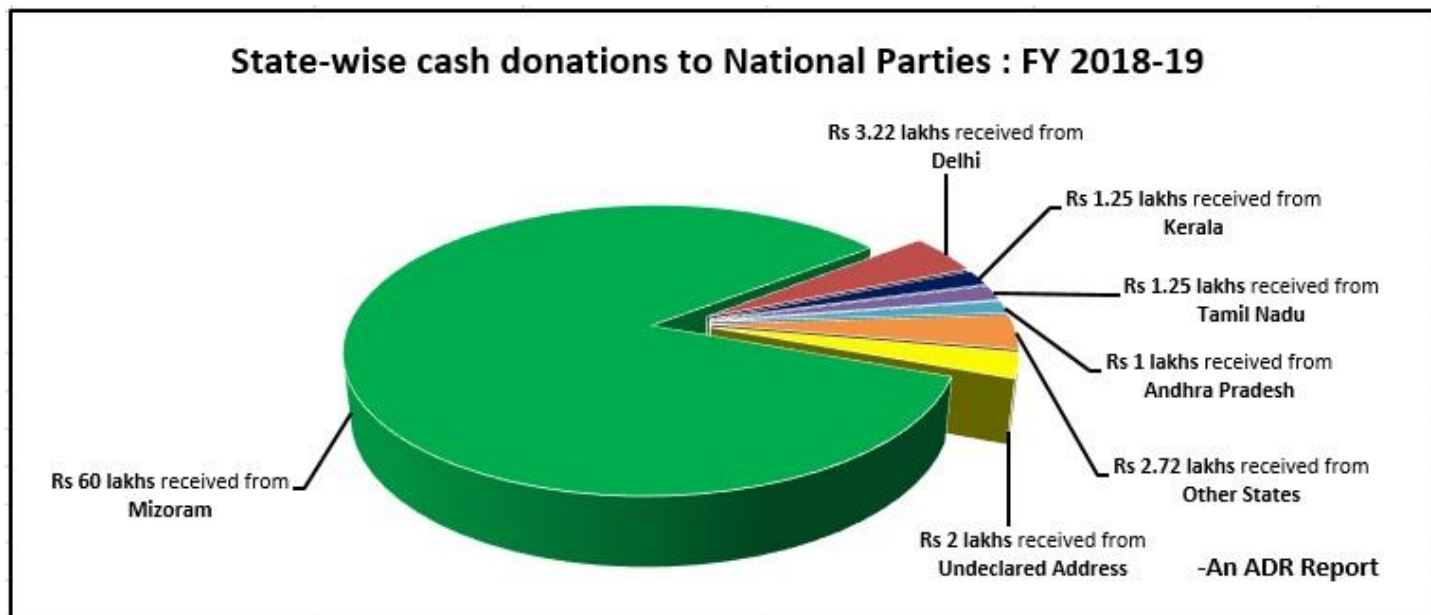
Top Five States which contributed to National Parties, FY 2018-19



VI. Cash donations declared by National Parties – FY 2018-19

- Maximum donations in cash was declared by INC which collected a total of **Rs 60.54 lakhs** followed by CPM with **Rs 3.93 lakhs** and CPI with **Rs 2.25 lakhs** from **top 5 contributing states**.
- Among all the states, donors from **Mizoram** made the highest donations of **Rs 60 lakhs** in cash followed by donors from **Delhi** who donated a total of **Rs 3.22 lakhs in cash**.
- For complete list of state-wise donations, please refer to **Annexure – 3**.

Top Five States with cash donations declared by INC, CPM and CPI: FY 2018-19				
States	INC	CPM	CPI	Grand Total
Mizoram	60,00,000	0	0	Rs 60.00 lakhs
Delhi	54,000	2,68,448	0	Rs 3.22 lakhs
Kerala	0	1,25,000	0	Rs 1.25 lakhs
Tamil Nadu	0	0	1,25,000	Rs 1.25 lakhs
Andhra Pradesh	0	0	1,00,000	Rs 1.00 lakhs
Other States	1,29,000	0	1,43,275	Rs 2.72 lakhs
Undeclared Address	0	1,50,000	50,100	Rs 2.00 lakhs
Total	Rs 61.83 lakhs	Rs 5.43 lakhs	Rs 4.18 lakhs	Rs 71.44 lakhs



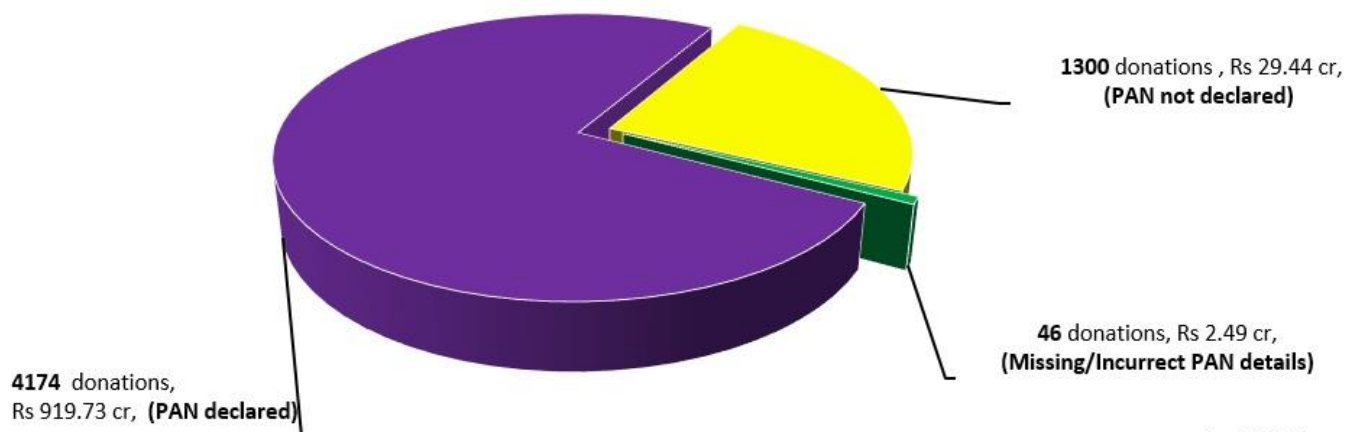
VII. Incomplete disclosure of information in the donations report

- Of the 7 National Parties, 4 parties, BJP, INC, CPI and CPM had **not declared PAN details** of **1300 donations** through which the parties collected a total of **Rs 29.44 cr**.
- BJP** collected **Rs 27.24 cr** from **1170 donations** but failed to provide PAN details of donors. **CPI** collected **Rs 1.168 cr** from **81 donations** without PAN. 28 donations to **INC** (Rs 92.80 lakhs) and 21 donations from **CPM** (Rs 10.70 lakhs) do not have PAN details.
- Three National Parties (BJP, INC and CPM) have declared **46 donations** of **Rs 2.49 cr** having **missing/incorrect PAN details** for FY 2018-19.
- BJP** declared **Rs 2.195 cr** from **34 donations** with **missing/incorrect PAN details** of donors. **INC** collected **Rs 27.50 lakhs** from **9 donations** without complete PAN and 3 donations of **CPM** (Rs 1.90 lakh) do not have complete PAN details.
- None of the donations** declared by **AITC** and **NCP** during FY 2018-19 have **missing/incorrect** or **undeclared PAN** details.

National Parties Contributions for FY 2018-19- Status of declaration of PAN details of donations								
Party	PAN not declared		Missing/Incorrect PAN details		PAN declared		Total no. of donations	Total amount of donations
	No of donations without PAN declaration	Contributions (Rs in crore)	No of donations without PAN declaration	Contributions (Rs in crore)	No of donations with declaration	Contributions (Rs in crore)		
BJP	1170	27.24	34	2.195	3279	712.715	4483	742.15
INC	28	0.928	9	0.275	568	147.38	605	148.58
AITC	0	0	0	0	89	44.26	89	44.26
NCP	0	0	0	0	46	12.05	46	12.05
CPI	81	1.168	0	0	56	0.427	137	1.595
CPM*	21	0.107	3	0.019	136	2.899	160	3.025
Grand Total	1300 donations	Rs 29.44 cr	46 donations	Rs 2.49 cr	4174 donations	Rs 919.73 cr	5520	Rs 951.66 cr

*One donation amount not declared by party

National Parties Contributions for FY- 2018-19- Status of declaration of PAN details of donations

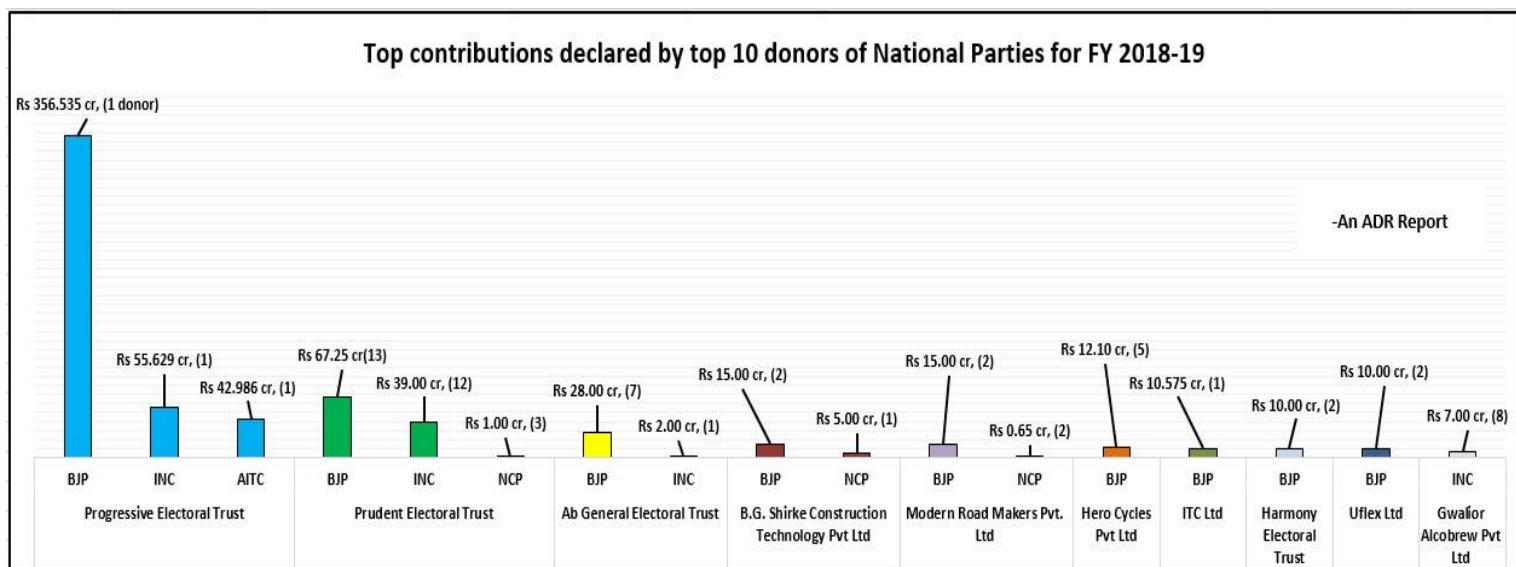
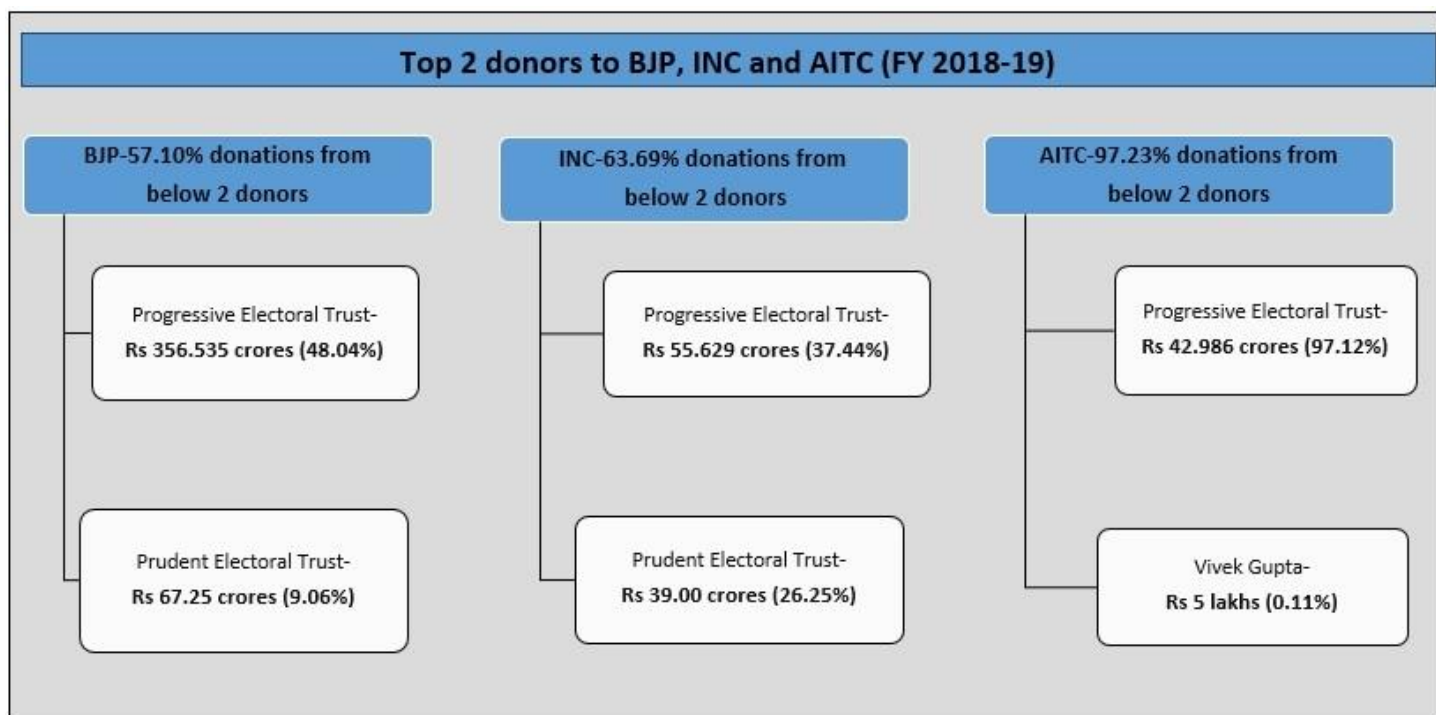


-An ADR Report

VIII. Top donors to National Parties

- Of the total donations of **Rs 951.66 cr**, the top **2 donors** of every National Party combined, donated a sum of **Rs 569.376 cr** which forms **59.83%** of the parties' overall donations above Rs 20,000 during FY 2018-19.
- Progressive Electoral Trust** donated a total of **Rs 455.15 cr** to BJP, INC and AITC combined and is one of the top 2 donors to the three parties. The Trust donated **Rs 356.535 cr** to **BJP** (48.04% of total funds received by the party) and **Rs 55.629 cr** to **INC** (37.44% of total funds received by the party). **AITC** received **Rs 42.986 cr** or **97.12%** of its total donations from **Progressive Electoral Trust**.
- NCP** has received **Rs 5 cr** donations from **B.G. Shirke Construction Technology Pvt. Ltd.** and **Rs 2 cr** from New Democratic Electoral Trust, Mahindra & Mahindra Ltd.
- For top 10 donors to National Parties, refer Annexure – 4.**

National Party	Total donations received above Rs 20,000	Top 2 donors			Share of contribution
		Donors	No. of donations	Contribution (Rs in cr)	
BJP	Rs 742.15 cr	Progressive Electoral Trust	1	356.535	48.04%
		Prudent Electoral Trust	13	67.25	9.06%
INC	Rs 148.58 cr	Progressive Electoral Trust	1	55.629	37.44%
		Prudent Electoral Trust	12	39	26.25%
AITC	Rs 44.26 cr	Progressive Electoral Trust	1	42.986	97.12%
		Vivek Gupta	1	0.05	0.11%
NCP	Rs 12.05 cr	B G Shirke Construction Technology Pvt. Ltd	1	5	41.49%
		New Democratic Electoral Trust, Mahindra & Mahindra Ltd	1	2	16.60%
CPM	Rs 3.025 cr	K. Sreedharan & Co. Pvt. Ltd	2	0.23	7.60%
		Natco Pharma Ltd	1	0.2	6.61%
CPI	Rs 1.595 cr	Tamil Nadu State Council	6	0.299	18.75%
		Kerala State Council	2	0.197	12.35%
Total		Rs 951.66 cr	42 donations	Rs 569.376 cr	59.83%



IX. Month wise donations received by National political parties

- BJP collected **maximum donations** in **March 2019**, a total of **Rs 69.47 cr** from **1155 donations** and party has declared Rs 15.035 cr from **76 donations** in September, 2018.
- INC** collected a total of **Rs 79.358 cr** from **46 donations** in **March, 2019** and declared receiving **Rs 20.887 cr** from **33 donations** in November, 2018.
- BJP** has **not declared date of payments** for **2283 donations (Rs 609.39 cr)** and **INC** has not declared date of payments of **262 donations of Rs 22.83 cr**.

Month-wise donations	BJP		INC		AITC		NCP		CPM		CPI		Total No. of Contributions	Total Amount of Contribution (Rs in cr)
	No. of Contribution	Amount of Contribution (Rs in cr)	No. of Contribution	Amount of Contribution (Rs in cr)	No. of Contribution	Amount of Contribution (Rs in cr)	No. of Contribution	Amount of Contribution (Rs in cr)	No. of Contribution	Amount of Contribution (Rs in cr)	No. of Contribution	Amount of Contribution (Rs in cr)		
April, 2018	82	5.13	28	2.69	0	0	2	0.03	1	0.0025	0	0	113	Rs 7.853 cr
May, 2018	75	6.074	54	0.466	0	0	2	0.025	5	0.255	0	0	136	Rs 6.82 cr
June, 2018	59	2.97	30	0.42	0	0	4	0.525	1	0.0025	0	0	94	Rs 3.92 cr
July, 2018	61	4.16	33	0.443	0	0	2	0.025	2	0.005	0	0	98	Rs 4.633 cr
August, 2018	63	4.80	14	0.297	0	0	2	0.025	9	0.057	0	0	88	Rs 5.18 cr
September, 2018	76	15.035	35	1.27	0	0	2	0.025	3	0.02	0	0	116	Rs 16.35 cr
October, 2018	54	2.065	22	11.976	0	0	4	0.54	6	0.035	0	0	86	Rs 14.616 cr
November, 2018	105	9.94	33	20.887	0	0	1	0.01	4	0.034	0	0	143	Rs 30.87 cr
December, 2018	88	2.826	9	2.88	0	0	3	0.045	14	0.263	0	0	114	Rs 6.014 cr
January, 2019	78	2.412	20	2.506	0	0	2	0.021	9	0.0878	0	0	109	Rs 5.027 cr
February, 2019	304	7.88	19	2.556	0	0	5	0.565	7	0.06	0	0	335	Rs 11.061 cr
March, 2019	1155	69.47	46	79.358	0	0	16	10.173	17	0.31	0	0	1234	Rs 159.311 cr
Date not available	2283	609.39	262	22.83	89	44.26	1	0.04	81	1.893	137	1.595	2854	Rs 680.006 cr
Grand Total	4483 donations	Rs 742.15 cr	605 donations	Rs 148.58 cr	89 donations	Rs 44.26 cr	46 donations	Rs 12.05 cr	159 donations	Rs 3.025 cr	137 donations	Rs 1.595 cr	5520* donations	Rs 951.66 cr

*One donation amount not declared by CPM

Contact Details

<p>Media and Journalist Helpline +91 80103 94248 Email: adr@adrindia.org https://adrindia.org/about-adr/state-coordinators</p>	<p>Maj Gen Anil Verma (Retd.) Head, NEW & ADR +91 8826479910 anilverma@adrindia.org</p>	<p>Prof Jagdeep Chhokar IIM Ahmedabad (Retd) Founder, NEW & ADR +919999620944 jchhokar@gmail.com</p>	<p>Prof Trilochan Sastry IIM Bangalore Founder, NEW & ADR +919448353285, tsastry@gmail.com</p>
--	---	--	---

Disclaimer

The data analysed in this report is based on the Contribution Reports submitted by the National parties to the Election Commission of India (ECI) for the FY 2018-19. The same can be accessed from <https://eci.gov.in/candidate-political-parties/contribution-reports/contribution-reports/>. ADR does not add or subtract any information, unless the EC changes the data. In particular, no unverified information from any other source is used. While all efforts have been made to ensure that the information is in keeping with what is available in the ECI website, in case of discrepancy between information in this report and that given in the ECI website, the information available ECI website should be treated as correct. Association for Democratic Reforms is not responsible or liable for any damage arising directly or indirectly from the publication of this report.

For complete list of donor details of all the National Parties, kindly visit <http://myneta.info/party/>

For other research reports on political party funding, kindly visit <https://adrindia.org/research-and-report/political-party-watch>

Annexure-1: Details of Top 10 donations above Rs 20,000 to the National Parties

Bharatiya Janata Party (BJP)

Top 10 donations to BJP- Financial Year 2018-19					
S. No.	Name	Complete Address of the Contributing Person/Company	PAN (Yes/No)	Amount of Contribution (Rs.)	Mode of Contribution (Cheque/Demand Draft /cash)
1	Progressive Electoral Trust	Elphinstone Building, 10 Veer Nariman Road, Fort, Mumbai-400001	Yes	3,56,53,55,172	Cheque, 401076, India, Mumbai Main Office Branch
2	Prudent Electoral Trust	G-15, Hans Bhawan, 1 Bahadurshah Zafar Marg, New Delhi-2	Yes	20,00,00,000	Cheque, 000375, 214, Kailash Bld, K.G. Marg New Delhi
3	Ite Infotech India Ltd	18, Banaswadi Main Road, Maruthiseva Nagar, Bengaluru-560005	Yes	13,00,00,000	Cheque, Dfc House No.51 Kasturba Road
4	Prudent Electoral Trust	G-15, Hans Bhawan, 1 Bahadurshah Zafar Marg, New Delhi-2	Yes	13,00,00,000	Cheque, 000381, 214, Kailash Bld, K.G. Marg New Delhi
5	Ite Ltd	Thapar House, 2nd Floor 124, Janpath, New Delhi-110001	Yes	10,57,50,000	Cheque, Bagh, Dalhousie Square, Kolkata
6	B.G. Shirke Construction Technology Pvt Ltd	72-76, Mudhwa , Pune-411036	Yes	10,00,00,000	By Rtgs, Date 29-03-19
7	Modern Road Makers Pvt Ltd		Yes	10,00,00,000	114681, 03.09.18
8	Prudent Electoral Trust	G-15, Hans Bhawan, 1 Bahadurshah Zafar Marg, New Delhi-2	Yes	6,00,00,000	Cheque, 000389, 214, Kailash Bld, K.G. Marg New Delhi
9	Adi Enterprises	Gr. Fl. Nr. Gujrat Vidhyapith, B/H, Visnagar Bank, Ashram Road, Ahmedabad- 380014	Yes	6,00,00,000	063982, Hdfe Bank Navrangpura, Ahmedabad, Date 26-03-19
10	Uflex Ltd	305, 3Rd Flr, Bhanot Corner, Pamposh Enclave, Gk-I, New Delhi-48	Yes	5,00,00,000	Cheque, P2 Jop Plaza Sec 18 Noida

Table: Details of top 10 donations above Rs 20,000 to BJP during FY 2018-19

Indian National Congress (INC)

Top 10 donations to INC- Financial Year- 2018-19					
S.No.	Name	Complete Address of the Contributing Person/Company	PAN (Yes/No)	Amount of Contribution (Rs.)	Mode of Contribution (Cheque/Demand Draft /cash)
1	M/s Progressive Electoral Trust	Elphinstone Building, 10, Veer Nariman Road Fort, Mumbai	Yes	55,62,96,552	Ch.No.401077, Dtd.28.03.2019, CBI, Main Branch, Mumbai
2	M/s Prudent Electoral Trust	G 15, Hans Bhawan, 1, Bahadur Shah Zafar Marg, New Delhi	Yes	5,00,00,000	Ch.No.000349, Dtd.25.10.2018, HDFC Bank, KG Marg, New Delhi
3	M/s Prudent Electoral Trust	G 15, Hans Bhawan, 1, Bahadur Shah Zafar Marg, New Delhi	Yes	5,00,00,000	Ch.No.000348, Dtd.25.10.2018, HDFC Bank Ltd, K.G. Marg, New Delhi
4	M/s Prudent Electoral Trust	G15, Hans Bhawan, 1, Bahadur Shah Zafar Marg, New Delhi	Yes	5,00,00,000	Ch.No.000376, Dtd.19.03.2019, HDFC Bank, Kailash Building, K.G. Marg, New Delhi

Top 10 donations to INC- Financial Year- 2018-19					
S.No.	Name	Complete Address of the Contributing Person/Company	PAN (Yes/No)	Amount of Contribution (Rs.)	Mode of Contribution (Cheque/Demand Draft /cash)
5	M/s Prudent Electoral Trust	G-15, Hans Bhawan, 1, Bahadur Shah Zafar Marg New Delhi	Yes	5,00,00,000	Ch.No.000384, Dtd.27.03.2019, HDFC Bank, K.G. Marg New Delhi
6	M/s Prudent Electoral Trust	G 15, Hans Bhawan, 1, Bahadur Shah Zafar Marg, New Delhi	Yes	4,00,00,000	Ch.No.000353, Dtd.05.11.2018, HDFC Bank, Kg Marg New Delhi
7	M/s Prudent Electoral Trust	G15, Hans Bhawan, 1, Bahadur Shah Zafar Marg, New Delhi	Yes	3,00,00,000	Ch.No.000354, Dtd.22.11.2018, HDFC Bank, KG Marg, New Delhi
8	M/S AB General Electoral Trust	Queens Mension 1st Floor, Prescott Road, Fort, Mumbai	Yes	2,00,00,000	Ch.No.000040, Dtd.11.04.2018, HDFC Bank Ltd. Manekri Wadia Bldg. GF Namik Hatwani Marg, Fort Mumbai
9	M/s Samaj Electoral Trust Association	9/1, R.N. Mukherjee Road, 5th Floor, Kolkata, West Bengal	Yes	2,00,00,000	Ch.No.000054, Dtd.17.11.2018, DCB Bank Ltd, Shakespeare Sarani, Kolkata
10	M/s Prudent Electoral Trust	G15, Hans Bhawan, 1, Bahadur Shah Zafar Marg, New Delhi	Yes	2,00,00,000	Ch.No.000357, Dtd.26.11.2018, HDFC Bank Ltd, K.G. Marg, New Delhi

Table: Details of top 10 donations above Rs 20,000 to INC during FY 2018-19

Nationalist Congress Party (NCP)

Top 10 donations to NCP- Financial Year- 2018-19					
S. No.	Name	Complete Address of the Contributing Person/Company	PAN (Yes/No)	Amount of Contribution (Rs.)	Mode of Contribution (Cheque/Demand Draft /cash)
1	B G Shirke Construction Technology Pvt. Ltd	72-76, Mundhwa, Pune-411036	Yes	5,00,00,000	Ch.No.440818, Dt-16.3.2019, Bank of Maharashtra Pune, Date-19.03.2019
2	New Democratic Electoral Trust, Mahindra & Mahindra Ltd	Mahindra Towers, 2nd Flr, Dr. G.M. Bhosale Marg, Worli, Mumbai-400018	Yes	2,00,00,000	Cheque No.122, Dt-20.3.2019, HDFC Bank Ltd. Lower Parel, Mumbai, Date-26.03.2019
3	Triumph Electoral Trust	Dare House Extension, 234, N.S.C. Bose Road, Chennai-600001	Yes	1,00,00,000	Ch.No.33, Dt-23.3.2019, HDFC Bank Ltd. Tamil Nadu, Chennai, Date-25.03.2019
4	Prudent Electoral Trust	G-15, Hans Bhawan, 1, Bahadurshah Zafar Marg, New Delhi	Yes	50,00,000	Ch.No.000345, HDFC Bank, K.G. Marg, New Delhi-110001, Date-15.10.2018
5	Prudent Electoral Trust	G-15, Hans Bhawan, 1, Bahadurshah Zafar Marg, New Delhi	Yes	42,40,000	Ch.No.000333, HDFC Bank, K.G. Marg, New Delhi-110001, Date-06.06.2018
6	Modern Road Makers Pvt. Ltd	3rd Floor IRB Complex, Chandivali Farm Chandivali Village, Andher (East), Mumbai	Yes	40,00,000	RTGS-INKLR92019030600058515, Dt-6.3.2019, IDBI Bank Ltd, Date-06.03.2019
7	Cyzachem Private Ltd	Sarosh Bhavan, 16-B/1, Dr. Ambedkar Road, Pune-411001	Yes	30,00,000	Ch.No.833091, Dt-2.3.2019, Axis Bank Ltd, Pune, Date-13.03.2019

Top 10 donations to NCP- Financial Year- 2018-19					
S. No.	Name	Complete Address of the Contributing Person/Company	PAN (Yes/No)	Amount of Contribution (Rs.)	Mode of Contribution (Cheque/Demand Draft /cash)
8	Modern Road Makers Pvt. Ltd	3rd Floor IRB Complex, Chandivali Farm Chandivali Village, Andher (East), Mumbai	Yes	25,00,000	RTGS-IBKLR92019030700063399, Dt-7.3.2019, IDBI Bank Ltd, Date-07.03.2019
9	Chanda Investment Trading Co Pvt. Ltd	Sarosh Bhavan, 16-B/1, Dr. Ambedkar Road, Pune-411001	Yes	25,00,000	Ch.No.837419, Dt-5.3.2019, Axis Bank Ltd, Pune, Date-13.03.2019
10	Naukhal Investment Pvt Ltd	Sarosh Bhavan, 16-B/1, Dr. Ambedkar Road, Pune-411001	Yes	25,00,000	Ch.No.906286, Dt-5.3.2019, Axis Bank Ltd, Pune, Date-13.03.2019

Table: Details of top 10 donations above Rs 20,000 to NCP during FY 2018-19

Communist Party of India (CPI)

Top 10 donations to CPI- Financial Year- 2018-19					
S.No.	Name	Complete Address of the Contributing Person/Company	PAN (Yes/No)	Amount of Contribution (Rs.)	Mode of Contribution (Cheque/Demand Draft /cash)
1	Tamil Nadu State Council	Communist Party of India, Balan Illam, 6th Floor Chevalier 19/43, Sivaji Ganesan Road, T. Nagar, Chennai-600017 Tamilnadu	No	15,00,000	Cheque, Membership Fee
2	Tamil Nadu State Council	Communist Party of India, Balan Illam, 6th Floor Chevalier 19/43, Sivaji Ganesan Road, T. Nagar, Chennai-600017 Tamilnadu	No	10,73,810	Bank Transfer, Membership Fee
3	Kerala State Council	Communist Party of India, M.N. Smarakam, Thycaud, Thiruvananthapuram-695014, Kerala	No	10,00,000	Cheque, Party Fund Collection
4	Shanta Ranade		Yes	10,00,000	Cheque, Party Fund Collection
5	Kerala State Council	Communist Party of India, M.N. Smarakam, Thycaud, Thiruvananthapuram-695014, Kerala	No	9,72,640	Cheque, Membership Fee
6	Andhra Pradesh State Council	Dasari Nagabhushan Rao Bhavan, Communist Party of India, Himanpeta, Vijayawada-520003, Andhra Pradesh	No	5,00,000	Bank Transfer, Membership Fee
7	Telangana State Council	C.P.I. Office, Makhdoom Bhavan, Himayat Nagar, Hyderabad-500029, Telangana	No	3,69,920	Cheque, Membership Fee
8	West Bengal State Council	Communist Party of India, Bhupesh Bhavan, 162-B, Acharya J.C. Bose Road, Kolkata-700014, West Bengal	No	3,65,290	Bank Transfer, Membership Fee
9	Andhra Pradesh State Council	Dasari Nagabhushan Rao Bhavan, Communist Party of India, Himanpeta, Vijayawada-520003, Andhra Pradesh	No	3,00,000	Bank Transfer, Membership Fee
10	Bihar State Council	Communist Party of India, Ajoy Bhavan, Langartoil, Patna-800004, Bihar	No	3,00,000	Bank Transfer, Membership Fee

Table: Details of top 10 donations above Rs 20,000 to CPI during FY 2018-19

Communist Party of India - Marxist (CPM)

Top 10 donations to CPM- Financial Year- 2018-19					
S.No.	Name	Complete Address of the Contributing Person/Company	PAN (Yes/No)	Amount of Contribution (Rs.)	Mode of Contribution (Cheque/Demand Draft /cash)
1	Natco Pharma Ltd		Yes	20,00,000	7803, Indusind Bank
2	K. Sreedharan & Co. Pvt. Ltd		Yes	15,00,000	Dt-19.5.18, SBI Kannur
3	B Balaram		Yes	15,00,000	
4	K K Ragesh	223, V P House, Rafi Marg, New Delhi	Yes	12,00,000	Bank Transfer
5	Somaprasad	401 V P House, Rafi Marg, New Delhi 1	Yes	12,00,000	Bank Transfer
6	T.K. Rangarajan	518 V P House, Rafi Marg, New Delhi	Yes	12,00,000	Bank Transfer
7	Jitendra Choudhary	221 V P House, Rafi Marg, New Delhi	Yes	11,75,000	Bank Transfer
8	M.B. Rajesh	508 V P House, Rafi Marg, New Delhi	Yes	11,00,000	Bank Transfer
9	P. Karunakaran	41 North Avenue, New Delhi	Yes	11,00,000	Bank Transfer
10	P K Sreemathi	421 V P House, Rafi Marg, New Delhi	Yes	11,00,000	Bank Transfer

Table: Details of Top 10 donations above Rs 20,000 to CPM during FY 2018-19

All India Trinamool Congress (AITC)

Top 10 donations to AITC- Financial Year 2018-19					
S.No.	Name	Complete Address of the Contributing Person/Company	PAN (Yes/No)	Amount of Contribution (Rs.)	Mode of Contribution (Cheque/Demand Draft /cash)
1	Progressive Electoral Trust	Elphinstone Building 10, Veer Nariman Rd. Fort, Mumbai-400001	Yes	42,98,65,517	Cheque
2	Sri Vivek Gupta	4B/4, Satyam Tower-3, Alipore Rd. Kol-27	Yes	5,00,000	Cheque
3	Sri Partha Pratim Roy	Vill: Tupamari, Po: Jirangpur, Dist: Coochbehar-736134	Yes	2,00,000	Cheque
4	Ms. Aparupa Poddar	28, Gandhi Sarak, Po. Rishra, P.S.- Serampore Dist-Hooghly-712248	Yes	2,00,000	Cheque
5	Sri Sunil Kumar Mondal	Vill: Kankas, Po: Panagarh Bazar, Burdwan-713148	Yes	1,90,000	Cheque
6	Sri Manas Ranjan Bhunia	Vill: Vicknischintapur, Po: Badalpur, Paschim Medinipur-721148	Yes	1,90,000	Cheque
7	Sri Idris Ali	5, Ripom Lane, Kol-16	Yes	1,90,000	Cheque
8	Sri Kalyan Banerjee	37C, Harish Chatterjee St. Kol	Yes	1,90,000	Cheque
9	Sri Subhasish Chakarborty	R/O-39, Mahatma Gandhi Road, Po: Haridevpur, Kol-700082	Yes	1,90,000	Cheque

Top 10 donations to AITC- Financial Year 2018-19					
S.No.	Name	Complete Address of the Contributing Person/Company	PAN (Yes/No)	Amount of Contribution (Rs.)	Mode of Contribution (Cheque/Demand Draft /cash)
10	Sri Shukhendu Shekhar Roy	1/111, Gariahat Road, (S) (Jodhpurpark), Kol-68	Yes	1,90,000	Cheque

Table: Details of top 10 donations above Rs 20,000 to AITC during FY 2018-19

Annexure – 2

Party-wise contributions from various states to National Parties – FY 2018-19

State-wise contributions received by National Parties (Above Rs 20,000): FY 2018-19								Grand Total
S.No	State Name	BJP	INC	AITC	NCP	CPM	CPI	
1	Maharashtra	432.729	62.49	42.99	10	0	0.018	Rs 548.227 cr
2	Delhi	97.92	41.12	0.029	1	1.238	0.1145	Rs 141.42 cr
3	Gujarat	51.80	3.507	0	0	0	0.0041	Rs 55.31 cr
4	Karnataka	26.877	14.275	0	0	0	0.0045	Rs 41.157 cr
5	Haryana	17.43	0.015	0	0	0.005	0.0028	Rs 17.453 cr
6	Madhya Pradesh	7.264	8.893	0	0	0	0.0048	Rs 16.162 cr
7	Punjab	12.697	0.1039	0	0	0	0	Rs 12.80 cr
8	Tamil Nadu	8.115	0.01	0	1	0.022	0.2999	Rs 9.447 cr
9	Chhattisgarh	8.04	1.25	0	0	0	0.0085	Rs 9.30 cr
10	West Bengal	0.95	5.00	1.234	0	0.02	0.0367	Rs 7.24 cr
11	Assam	6.702	0.365	0	0	0.007	0.0048	Rs 7.079 cr
12	Telangana	1.603	5.10	0	0	0	0.15	Rs 6.853 cr
13	Rajasthan	1.89	2.205	0	0	0.004	0.0056	Rs 4.105 cr
14	Uttar Pradesh	0.787	2.505	0.01	0	0	0.0392	Rs 3.34 cr
15	Goa	0.502	0.355	0	0	0	0.0028	Rs 0.86 cr
16	Kerala	0.437	0.012	0	0	0.038	0.296	Rs 0.783 cr
17	Andhra Pradesh	0.482	0.000	0	0	0	0.155	Rs 0.637 cr
18	Mizoram	0	0.630	0	0	0	0	Rs 0.63 cr
19	Manipur	0.535	0.000	0	0	0	0.0093	Rs 0.544 cr
20	Jharkhand	0.447	0.010	0	0	0	0.0152	Rs 0.472 cr
21	Chandigarh	0.368	0.007	0	0	0	0.019	Rs 0.394 cr
22	Tripura	0	0.293	0	0	0.069	0	Rs 0.363 cr
23	Bihar	0.07	0.035	0	0	0	0.111	Rs 0.216 cr
24	Nagaland	0.2	0	0	0	0	0	Rs 0.20 cr
25	Himachal Pradesh	0.068	0.07	0	0	0	0.0038	Rs 0.142 cr
26	Arunachal Pradesh	0	0.12	0	0	0	0	Rs 0.12 cr
27	Meghalaya	0	0.112	0	0	0	0	Rs 0.112 cr
28	Odisha	0.0756	0	0	0	0	0.03	Rs 0.106 cr
29	Dadra & Nagar Haveli	0.1	0	0	0	0	0	Rs 0.10 cr
30	Andaman Nicobar	0	0.045	0	0	0	0	Rs 0.045 cr

State-wise contributions received by National Parties (Above Rs 20,000): FY 2018-19								Grand Total
S.No	State Name	BJP	INC	AITC	NCP	CPM	CPI	
31	Daman & Diu	0	0	0	0.045	0	0	Rs 0.045 cr
32	Jammu & Kashmir	0.027	0.01	0	0	0	0	Rs 0.037 cr
33	Sikkim	0.032	0	0	0	0	0	Rs 0.032 cr
34	Uttarakhand	0	0.0275	0	0	0	0	Rs 0.0275 cr
35	Puducherry	0	0	0	0	0	0.002	Rs 0.002 cr
36	United State	0.05	0	0	0	0	0	Rs 0.05 cr
37	Incomplete Address	0.517	0.0037	0	0	0.003	0	Rs 0.524 cr
38	Undeclared Address	63.435	0.01	0	0	1.618	0.257	Rs 65.32 cr
Grand Total		Rs 742.15 cr	Rs 148.58 cr	Rs 44.26 cr	Rs 12.05 cr	Rs 3.024 cr	Rs 1.595 cr	Rs 951.66 cr

Annexure – 3

State-wise contributions made by donors in cash to National Parties – FY 2018-19

Cash donations declared by INC, CPM and CPI : FY 2018-19				
States	INC	CPM	CPI	Grand Total
Mizoram	60,00,000	0	0	Rs 60.00 lakhs
Delhi	54,000	2,68,448	0	Rs 3.22 lakhs
Kerala	0	1,25,000	0	Rs 1.25 lakhs
Tamil Nadu	0	0	1,25,000	Rs 1.25 lakhs
Andhra Pradesh	0	0	1,00,000	Rs 1.00 lakhs
Meghalaya	55,000	0	0	Rs 0.55 lakhs
Chandigarh	0	0	50,000	Rs 0.50 lakhs
Goa	50,000	0	0	Rs 0.50 lakhs
Manipur	0	0	40,000	Rs 0.4 lakhs
Telangana	0	0	28,000	Rs 0.28 lakhs
Rajasthan	24,000	0	0	Rs 0.24 lakhs
Bihar	0	0	12,130	Rs 0.12 lakhs
Chhattisgarh	0	0	6,525	Rs 0.065 lakhs
Assam	0	0	3,370	Rs 0.033 lakhs
Haryana	0	0	3,250	Rs 0.032 lakhs
Undeclared Address	0	1,50,000	50,100	Rs 2.00 lakhs
Total	Rs 61.83 lakhs	Rs 5.43 lakhs	Rs 4.18 lakhs	Rs 71.44 lakhs

Annexure – 4

Details of Top 10 donors to the National Parties, FY 2018-19

S.No	Top 10 donors : FY 2018-19			Total Contributions
	Donors	Party & No of donations	Contributions	
1	Progressive Electoral Trust	BJP-1	356.535	Rs 455.15 cr
		INC-1	55.629	
		AITC-1	42.986	
2	Prudent Electoral Trust	BJP-13	67.25	Rs 107.25 cr
		INC-12	39.00	
		NCP-3	1.00	
3	Ab General Electoral Trust	BJP-7	28.00	Rs 30.00 cr
		INC-1	2.00	
4	B.G. Shirke Construction Technology Pvt Ltd	BJP-2	15.00	Rs 20.00 cr
		NCP-1	5.00	
5	Modern Road Makers Pvt. Ltd	BJP-2	15.00	Rs 15.65 cr
		NCP-2	0.65	
6	Hero Cycles Pvt Ltd	BJP-5	12.10	Rs 12.10 cr
7	ITC Ltd	BJP-1	10.575	Rs 10.575 cr
8	Harmony Electoral Trust	BJP-2	10.00	Rs 10.00 cr
9	Uflex Ltd	BJP-2	10.00	Rs 10.00 cr
10	Gwalior Alcobrew Pvt Ltd	INC-8	7.00	Rs 7.00 cr
Total (Rs in cr)		Rs 677.72 cr (71.22%)		