

PRESS RELEASE

1st August, 2014

Analysis of Election Expenditure Statements of MPs

2014 Lok Sabha Elections

According to the data compiled by the Association for Democratic Reforms and National Election Watch from the Election Commission website, a total of Rs. 299 crores worth of cash was seized across the country during the Lok Sabha 2014 elections and 16 states had reported to have seized more than Rs. 1 crore. Other than that, 1.61 crore litres of liquor, 1707 crore mg of drugs and 57335 illegal arms and ammunitions were seized across the country. There were a total of 8,04,433 Model Code of Conduct violations and 4,26,077 notices issued by the Election Commission of India across the country.

In light of this, it becomes clear that this year money played an important role in the Lok Sabha elections, hence it becomes important to scrutinize the election expenditure statements of candidates in the Lok Sabha 2014 elections. According to Section 78 of the Representation of the People Act, 1951, every contesting candidate has to lodge a true copy of his election expenses within 30 days from the date of declaration of result of election, with the District Election Officer in all States and Union Territories. National Election Watch (NEW) and Association for Democratic Reforms (ADR) have analyzed the election expense statements submitted after the Lok Sabha Elections of 2014 for 537 MPs. The remaining expenditure statements of the rest of the MPs were not analysed due to the unavailability of the statements at the time of the making of this report. These election expense documents include *details of expenses on public meeting and processions, campaigning through electronic and print media, expense on campaign workers, expense on vehicles used and expense on campaign materials.*

The expenditure limits for Lok Sabha elections were raised this year from Rs 40 lakh to Rs 70 lakh for each Lok Sabha constituency in bigger states like Maharashtra, Madhya Pradesh, Uttar Pradesh, West Bengal and Karnataka etc, and from Rs 22 lakh to Rs. 54 Lakhs in smaller states like Goa. This revision of election expenditure limits came after sustained efforts by the candidates contesting elections. However, upon analyzing the expenditure statements submitted by the MPs of the Lok Sabha 2014 elections to the ECI, it is seen that the MPs continue to declare election expenditure which is significantly lower than the expense limit.

Recommendations:

1. The candidate is required to file his election expenditure statement within 30 days of the results of the elections. The deadline for submitting the election expenditure statements for Lok Sabha 2014 was the 16th of June, 2014. The statements are then uploaded on the CEO websites within 72

hours of the receipt of the statement. It was observed that the election expenditure statements of the candidates were not uploaded on the CEO websites till significantly after the deadline. It is recommended that the Abstract Expenditure Statement (Annexure 15) of the candidates is uploaded on the CEO websites within 72 hours of the receipt of the statement.

2. The deadline for filing an election petition against any candidate is 45 days after the declaration of the results. Generally, candidates submit their election expenditure statements towards the end of the 30 days given for submission of the statements. This leaves 15 days for any common citizen to file an election petition against any candidate. The deadline for filing an election petition should be increased in order to give the citizens time to scrutinize the election expenditure statements of the candidates and gather the relevant documents/proof etc for the election petition.
3. As has been instated in the filing of affidavits during the elections, the candidates should not be allowed to keep any field blank on the Abstract Election Expenditure statement (Annexure 15) and Schedule 1 to 9. The statements must be filled in a legible format and overwriting of amounts in the statement should be discouraged.

List of MPs whose expenditure statements were not analysed

These expenditure statements were not analysed due to the non availability of the statements on the CEO websites at the time of the making of the report.

S.No	Name	Party	State	Constituency
1	Pashupati Nath Singh	BJP	Jharkhand	Dhanbad
2	Bidyut Baran Mahato	BJP	Jharkhand	Jamshedpur
3	Laxman Giluwa	BJP	Jharkhand	Singhbhum (ST)
4	Vishnu Dayal Ram	BJP	Jharkhand	Palamu (SC)
5	Kulamani Samal	BJD	Odisha	Jagatsinghpur

Data in this Kit is presented in good faith, with an intention to inform voters. MPs' Election Expenditure Affidavits from the ECI Website (www.eci.nic.in) is the source of this analysis. Website:- www.adrindia.org, www.myneta.info

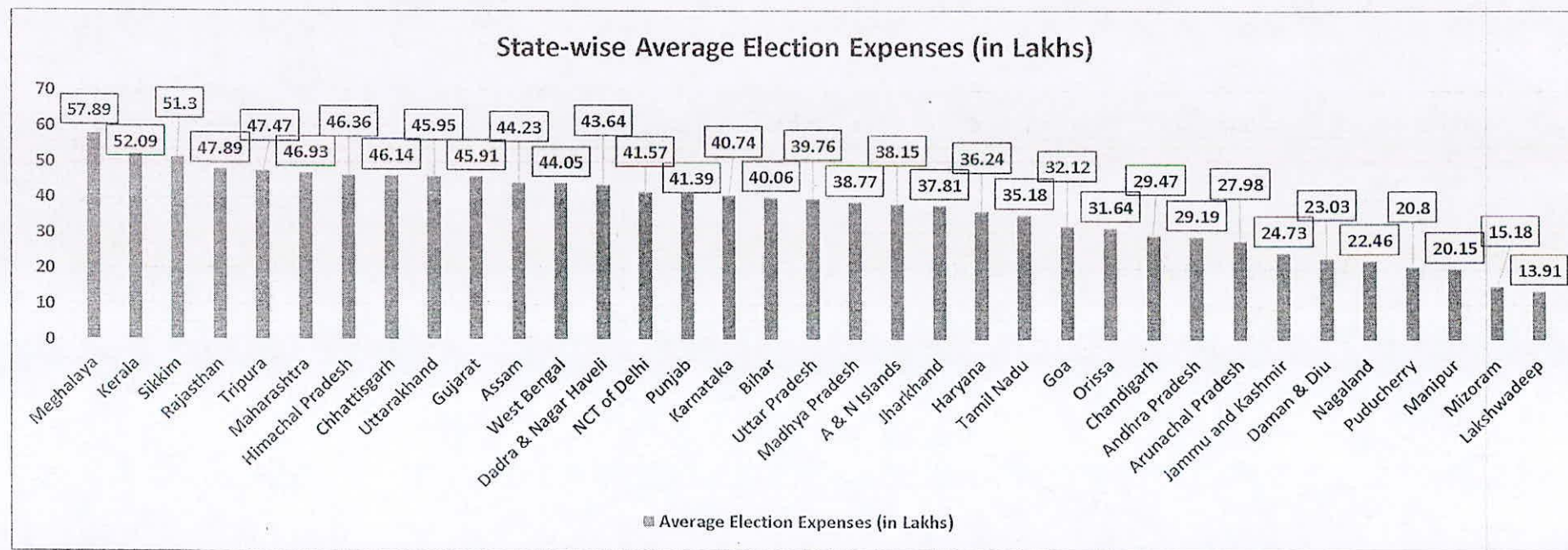
Table of Contents

ANALYSIS OF ELECTION EXPENSES OF MPS FROM THE 2014 LOK SABHA ELECTIONS	1
TABLE OF CONTENTS.....	3
SUMMARY AND HIGHLIGHTS OF ELECTION EXPENSES OF MPS FROM THE LOK SABHA 2014 ELECTIONS.....	4
SUMMARY AND HIGHLIGHTS OF ELECTION EXPENSES OF MINISTERS FROM THE LOK SABHA 2014 ELECTIONS.....	14
TOP 10 MPs WITH HIGHEST DECLARED ELECTION EXPENSES IN 2014 LOK SABHA ELECTIONS	17
10 LOWEST ELECTION EXPENSES DECLARED BY MPs.....	18
STATE-WISE AVERAGE EXPENSES DECLARED BY MPs	19
PARTY-WISE AVERAGE EXPENSES DECLARED BY MPs.....	21
AVERAGE SELF FUNDS USED FOR ELECTION CAMPAIGN (PARTY-WISE).....	23
AVERAGE FUNDS RAISED FROM POLITICAL PARTIES (PARTY-WISE)	25
AVERAGE FUNDS RAISED FROM OTHER SOURCES (PARTY-WISE)	26
PARTY-WISE AVERAGE EXPENSES ON PUBLIC MEETINGS, PROCESSIONS ETC WITH STAR CAMPAIGNERS.....	27
PARTY WISE AVERAGE ELECTION EXPENSE OF MPs FOR MEETINGS, PROCESSIONS ETC WITHOUT STAR CAMPAIGNERS	30
PARTY WISE AVERAGE ELECTION EXPENSE OF MPs ON CAMPAIGN MATERIALS	32
PARTY WISE AVERAGE ELECTION EXPENSE OF MPs ON ELECTRONIC MEDIA	35
PARTY WISE AVERAGE ELECTION EXPENSE OF MPs ON CAMPAIGN VEHICLES	37
PARTY WISE AVERAGE ELECTION EXPENSE OF MPs ON CAMPAIGN WORKERS	40
ELECTION EXPENSES DECLARED BY MPs IN LOK SABHA, 2014: FULL DETAILS	42
CONTACTS	82
DISCLAIMER	82

Data in this Kit is presented in good faith, with an intention to inform voters. MPs' Election Expenditure Affidavits from the ECI Website (www.eci.nic.in) is the source of this analysis. Website:-
www.adrindia.org, www.myneta.info

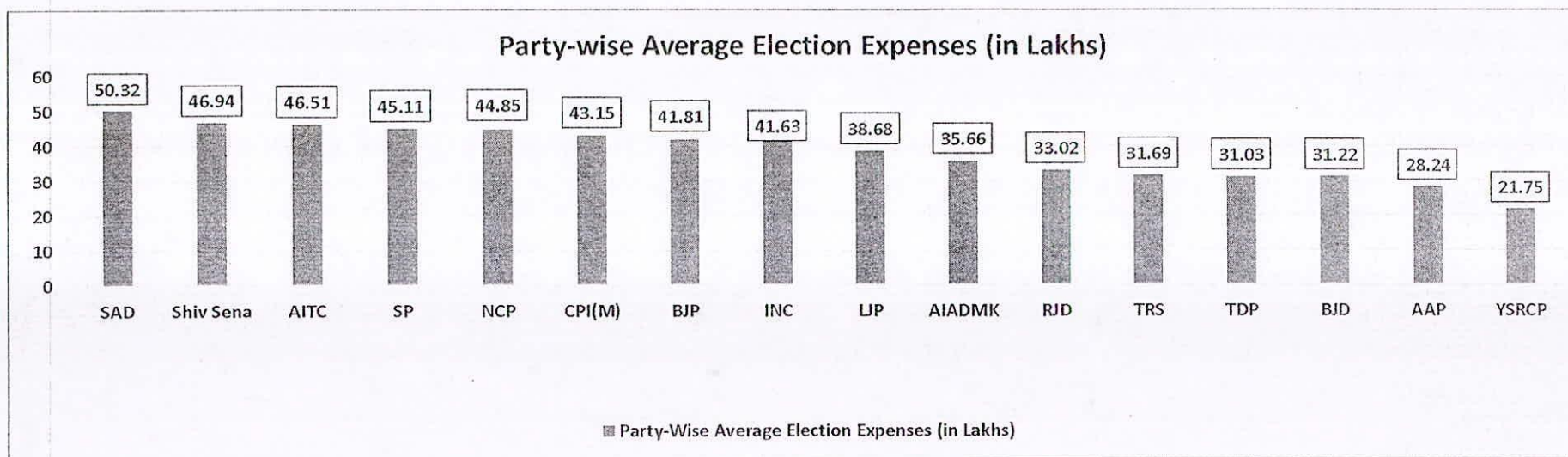
Summary and Highlights of Election Expenses of MPs from the Lok Sabha 2014 Elections

1. **Less than 50% of the Limit:** Candidates have constantly claimed that the election expenditure limit set is very low. However, based on the election expense declarations of 537 MPs analysed from Lok Sabha, 2014 to the ECI, 176 MPs (33%) have declared election expenses of less than 50% of the expense limit in their constituency.
2. **Expenditure more than the Expense Limit:** One MP declared election expenditure more than the prescribed expense limit. Gourav Gogoi of INC from Kaliabor Constituency, Assam declared an election expenditure of Rs. 82.40 Lakhs (118% of the expense limit).
3. **Average Election Expenses:** Based on the election expense declarations of 537 MPs from Lok Sabha 2014 to the ECI, the average amount of money spent by them in the elections is only about Rs 40.33 lakhs, which is 58% of the expense limit.
4. **State-wise Average Election Expenses:**



Data in this Kit is presented in good faith, with an intention to inform voters. MPs' Election Expenditure Affidavits from the ECI Website (www.eci.nic.in) is the source of this analysis. Website:- www.adrindia.org, www.myneta.info

5. **Party-wise Average Election Expenses:** The party wise average election expenses shows that the average spending for 277 MPs from BJP is Rs 41.81 lakhs (60% of the average expense limit), for 44 MPs from INC is Rs 41.63 lakhs (60% of the average expense limit), for 37 MPs from AIADMK is Rs 35.66 Lakhs (51% of the average expense limit) and for 34 MPs from AITC is Rs. 46.51 Lakhs (67% of the average expense limit).



6. **Top 3 MPs with highest Election Expenses:** The maximum expense of about Rs 82.40 Lakhs (118% of the expense limit) has been declared by Gourav Gogoi of INC from Kaliabor constituency, Assam followed by Mansukhbhai Dhanjibhai Vasava of BJP from Bharuch constituency, Gujarat with an expense of Rs 67.31 lakhs (or 96% of the expense limit) and Saugata Roy of AITC from Dum Dum constituency, West Bengal with an expense of Rs 65.53 Lakhs (or 94% of the expense limit)
7. **MPs with lowest Election Expenses:** Shyama Charan Gupta of BJP from Allahabad constituency, Uttar Pradesh has declared election expenditure of Rs. 39,369, followed by Ashok Gajapathi Raju Pusapati of TDP from Vizianagaram Constituency, Andhra Pradesh with election expenses of Rs. 4.10 lakhs and Vanaroja R of AIADMK from Tiruvannamalai Constituency, Tamil Nadu with election expenses of Rs. 5.48 lakhs.

8. Comparison of Expenditure Incurred by the MP with their Self-Declared Total Assets

In Part II of the Abstract Election Expenditure statement, the candidate is required to provide a break-up of the expenditure incurred on the campaign. The break-up is in two aspects i.e. items of expenditure and sources for expenditure. In sources for expenditure, the candidate states the amount incurred or authorized;

1. By the candidate/election agent.
2. By political parties.
3. By others.

A total of the above three sections is equal to the total expenditure incurred on the election campaign by the candidate.

Association for Democratic Reforms compared the expenditure incurred by the candidate/election agent (Section I) with the self-declared total assets of the MP from the affidavit filed along with their nomination papers during elections.

16 MPs have declared election expenditure incurred by them (Section 1) which is more than their total assets declared during the elections.

Dr. Shrikant Eknath Shinde of Shiv Sena from Kalyan Constituency, Maharashtra declared **total assets of Rs. 9.98 lakhs** during the elections, however he has declared **election expenses of Rs. 51.34 lakhs** (Rs. 41.36 lakhs more than his total assets). Similarly, **Kamakhya Prasad Tasa** of BJP from Jorhat Constituency, Assam declared **total assets of Rs. 16.94 lakhs** during the elections, however he has declared **election expenses of Rs. 58.21 lakhs** (Rs. 41.26 lakhs more than his total assets)

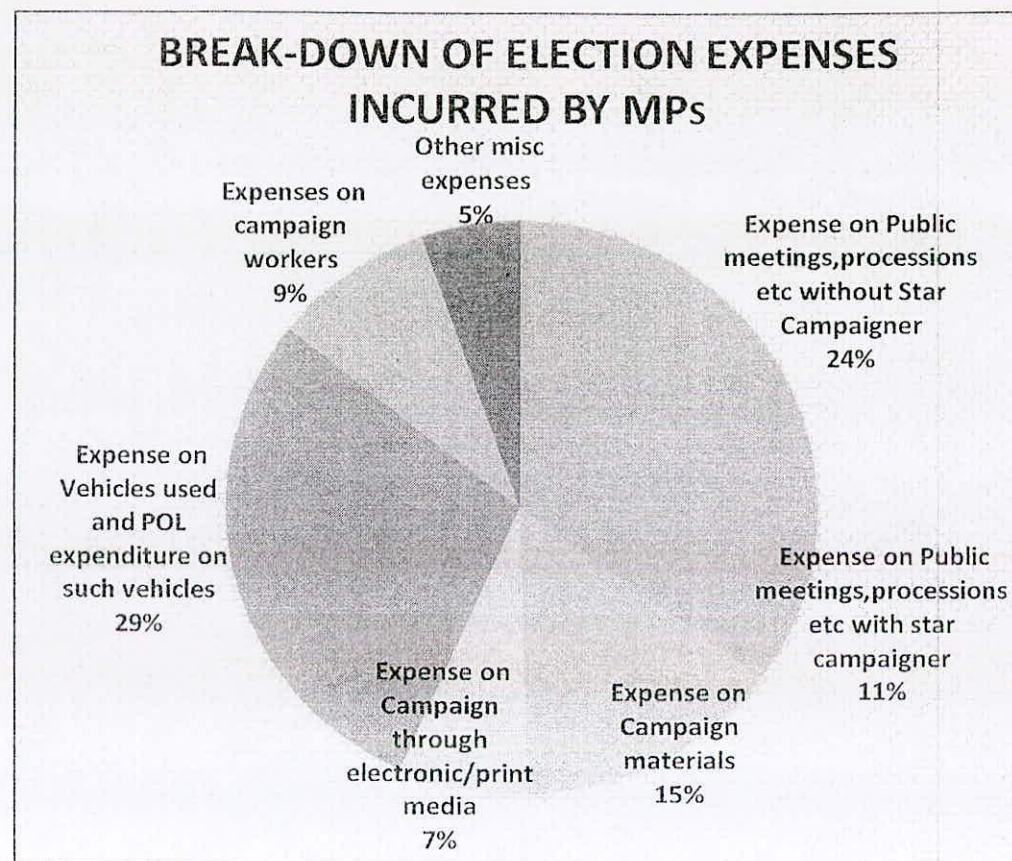
S.No.	Name	State	Constituency	Party	Expenditure incurred/authorized by			Total Assets	Difference in total assets and expenditure incurred by MP/his election agent
					MP/his election agent	Political party which setup him up	Any other association/body of persons/individual		
1	Dr. Shrikant Eknath Shinde	Maharashtra	Kalyan	SHIV SENA	51,34,254	0	0	9,98,000 9 Lacs+	-41,36,254
2	Kamakhya Prasad Tasa	Assam	Jorhat	BJP	58,21,089	0	0	16,94,785 16 Lacs+	-41,26,304
3	Om Prakash Yadav	Bihar	Siwan	BJP	61,77,287	0	0	22,13,023 22 Lacs+	-39,64,264
4	Sumedha Nand Saraswati	Rajasthan	Sikar	BJP	39,57,463	0	6,56,725	34,311 34 Thou+	-39,23,152
5	Arpita Ghosh	West Bengal	Balurghat	AITC	40,43,072	10,00,000	8,000	5,44,790 5 Lacs+	-34,98,282

Data in this Kit is presented in good faith, with an intention to inform voters. MPs' Election Expenditure Affidavits from the ECI Website (www.eci.nic.in) is the source of this analysis. Website:- www.adrindia.org, www.myneta.info

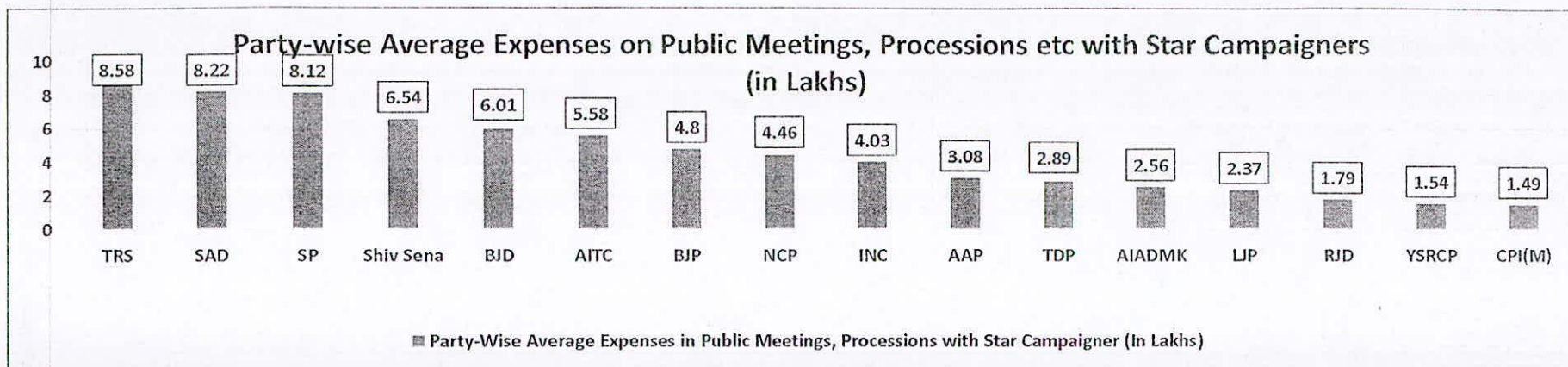
S.No.	Name	State	Constituency	Party	Expenditure incurred/authorized by			Total Assets	Difference in total assets and expenditure incurred by MP/his election agent
					MP/his election agent	Political party which setup him up	Any other association/ body of persons/ individual		
6	Saumitra Khan	West Bengal	Bishnupur	AITC	43,13,942	2,42,500	0	11,97,255 11 Lacs+	-31,16,687
7	Mahant Chand Nath Yogi	Rajasthan	Alwar	BJP	27,44,294	21,000	1,13,205	1,99,653 1 Lacs+	-25,44,641
8	Sankar Prasad Datta	Tripura	Tripura West	CPI(M)	38,40,118	51,745	0	13,20,900 13 Lacs+	-25,19,218
9	Savitri Bai Foole	Uttar Pradesh	Bahraich	BJP	35,91,541	0	2,85,587	11,21,491 11 Lacs+	-24,70,050
10	Manshankar Ninama	Rajasthan	Banswara	BJP	60,35,542	0	0	40,40,285 40 Lacs+	-19,95,257
11	Ashok Kumar.K	Tamil Nadu	Krishnagiri	AIADMK	28,51,259	10,000	17,94,200	11,76,436 11 Lacs+	-16,74,823
12	Rama Chandra Hansdah	Orissa	Mayurbhanj	BJD	51,21,172	0	0	36,30,888 36 Lacs+	-14,90,284
13	Dharmendra Kumar	Uttar Pradesh	Aonla	BJP	59,39,590	0	0	53,64,652 53 Lacs+	-5,74,938
14	Rameshwar Teli	Assam	Dibrugarh	BJP	14,72,164	0	6,49,650	9,77,943 9 Lacs+	-4,94,221
15	Anto Antony	Kerala	Pathanamthitta	INC	58,89,586	67,109	0	54,10,884 54 Lacs+	-4,78,702
16	Sadhavi Niranjana Jyoti	Uttar Pradesh	Fatehpur	BJP	45,24,481	0	0	41,23,779 41 Lacs+	-4,00,702

Data in this Kit is presented in good faith, with an intention to inform voters. MPs' Election Expenditure Affidavits from the ECI Website (www.eci.nic.in) is the source of this analysis. Website:-
www.adrindia.org, www.myneta.info

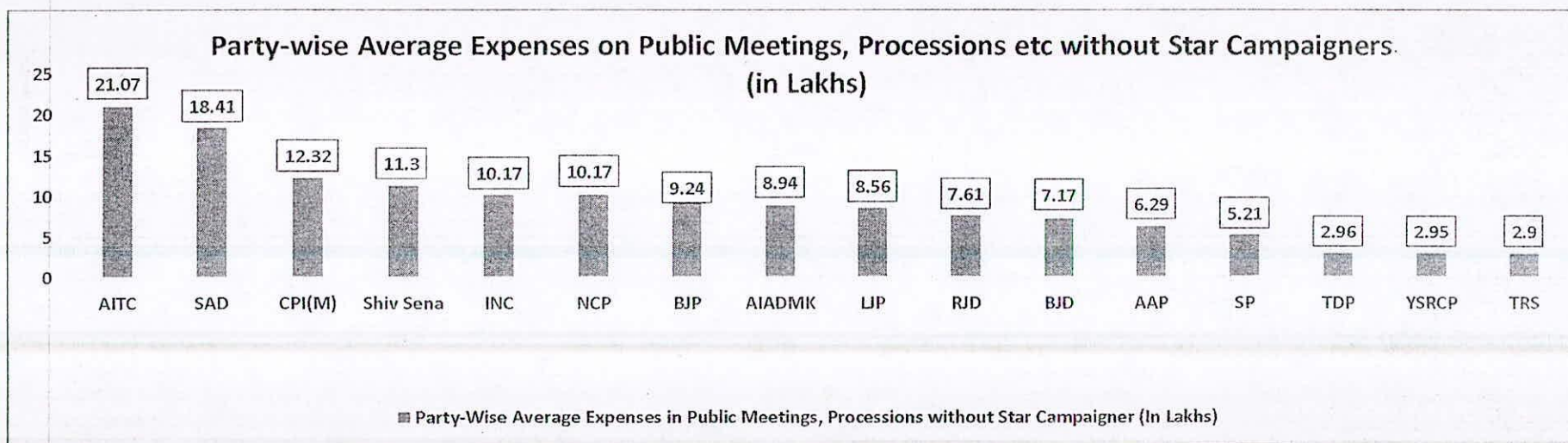
9. **Expense on Public Meeting, Rally, and Processions with Star Campaigners:** Out of the 537 MPs analyzed, 108 (20%) MPs have declared that they have not spent ANY amount on public meetings, processions etc with Star Campaigners.
10. **Expense on Public Meetings, Rally, and Processions other than the ones with Star Campaigners:** Out of the 537 MPs analyzed, 24 (4%) MPs have declared that they have not spent ANY amount on public meetings, processions etc other than the ones with star campaigners.
11. **Expense on Campaigning through electronic/print media:** 108 (20%) MPs have declared that they have not spent ANY amount on campaigning through electronic/print media.
12. **Expense on Campaign Workers:** 100 (19%) MPs have declared that they have not spent ANY amount on campaign workers.
13. **Expense on Vehicles used:** 5 (1%) MPs have declared that they have not spent ANY amount on Vehicles Used.
14. **Expense on Campaign Materials:** 72 (13%) MPs have declared that they have not spent ANY amount on Campaign Materials



15. Party-wise average expenses on Public Meetings, Processions with Star Campaigner:

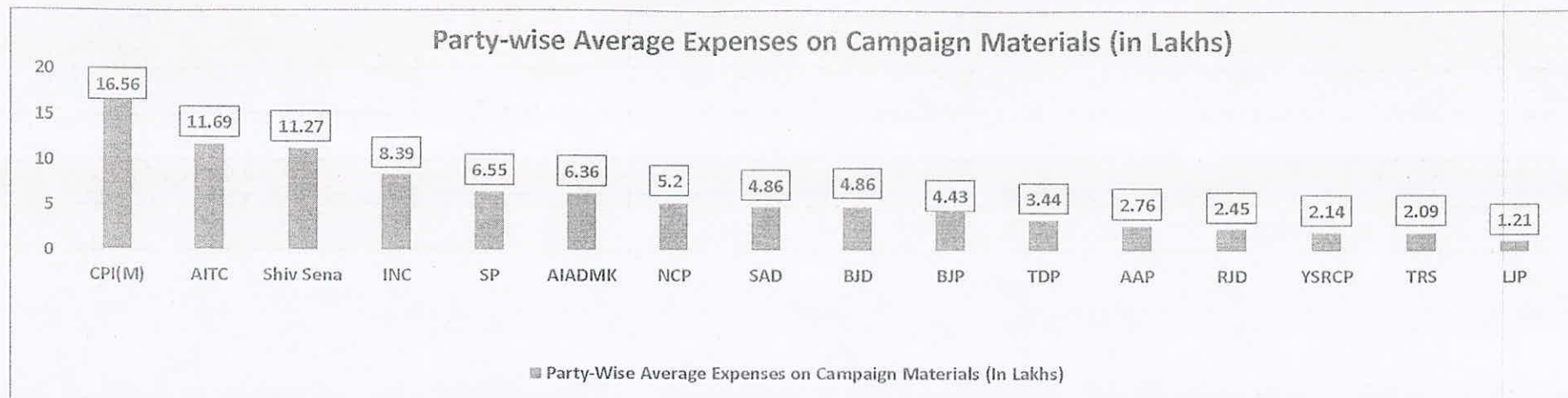


16. Party-wise average expenses on Public Meetings, Processions without Star Campaigner:

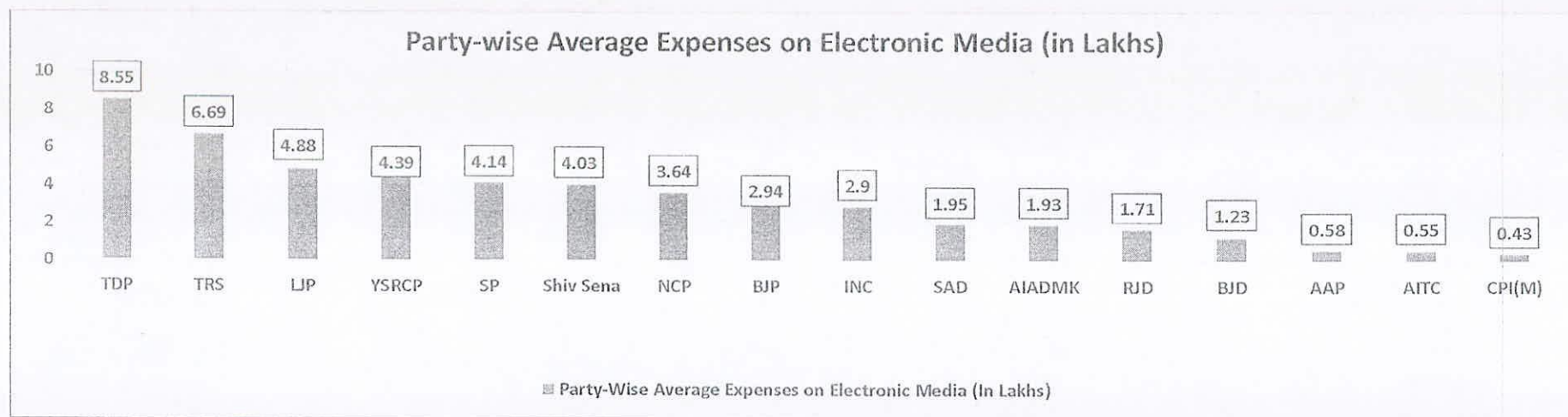


Data in this Kit is presented in good faith, with an intention to inform voters. MPs' Election Expenditure Affidavits from the ECI Website (www.eci.nic.in) is the source of this analysis. Website:- www.adrindia.org, www.myneta.info

17. Party-wise average expenses on Campaign Materials:

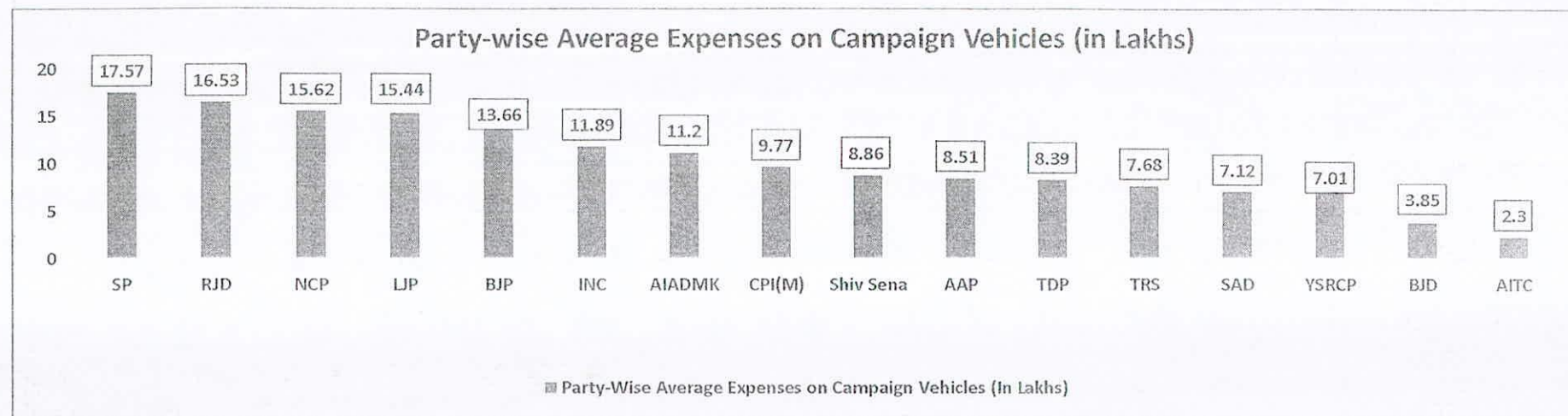


18. Party-wise average expenses on Electronic Media:

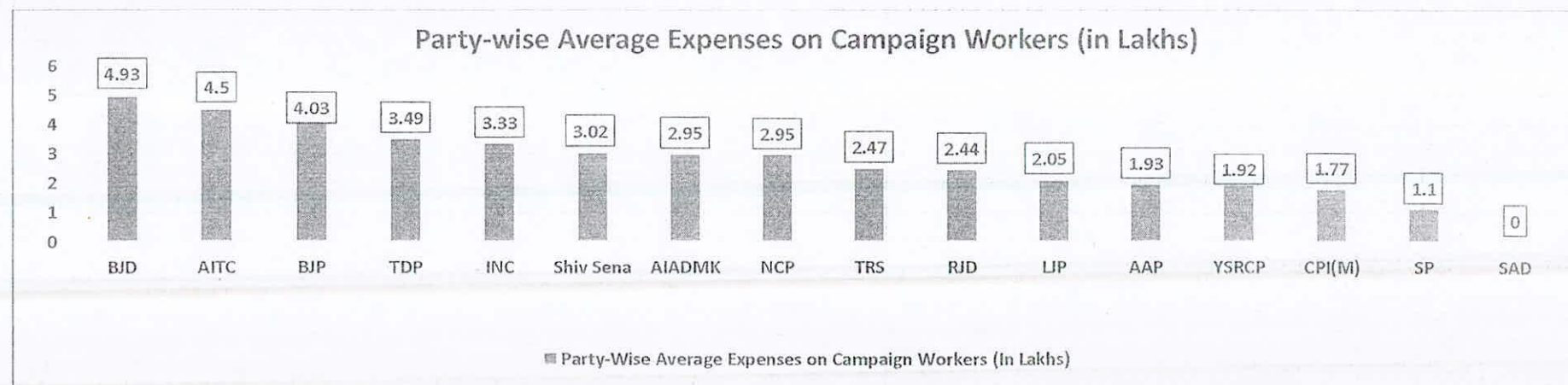


Data in this Kit is presented in good faith, with an intention to inform voters. MPs' Election Expenditure Affidavits from the ECI Website (www.eci.nic.in) is the source of this analysis. Website:- www.adrindia.org, www.myneta.info

19. Party-wise average expenses on Campaign Vehicles:



20. Party-wise average expenses on Campaign Workers:



Data in this Kit is presented in good faith, with an intention to inform voters. MPs' Election Expenditure Affidavits from the ECI Website (www.eci.nic.in) is the source of this analysis. Website:- www.adrindia.org, www.myneta.info

21. Funds Raised from Political Party: Out of the 537 MPs analyzed, 194 (36%) MPs have declared that they have not received any funds from political parties.

22. Funds Raised through any person/ company/ firm/ associations/ body of persons etc as loan, gift or donation etc: Out of the 537 MPs analyzed, 165(31%) MPs have declared that they have not received any funds from any person/ company/ firm/ associations/ body of persons etc as loan, gift or donation etc.

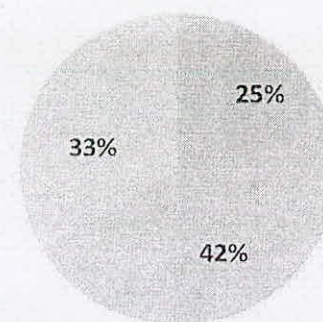
23. Self funds used for election campaign: Out of the 537 MPs analyzed, 51 (9%) MPs have declared that they have not used any of their own funds for their election campaign

24. Average funds raised from Political Parties (Party-wise): On an average a MP from BJP raised 56% of his/her election expense funds from the political party. Similarly, a MP from INC raised 23% of his/her election expense funds, an NCP MP raised 97%, a CPI(M) MP raised 71%, an SP MP raised 63%, a TRS MP raised 37% and an AITC MP raised 32% of their election expense funds from the political party.

25. Average funds raised through any person/company/firm/associations/body of persons etc as loan, gift or donation etc (Party-wise): On an average a MP from BJP raised 22% of his/her election expense funds from any person/company/firm/associations/body of persons etc as loan, gift or donation. Similarly, a MP from INC raised 47% of his/her election expense funds, an LJP MP raised 66%, an Shiv Sena MP raised 58%, an AIADMK MP raised 55%, an AITC MP raised 54%, a TRS MP raised 43% and a BJD MP raised 37% of their election expense funds from any person/ company/ firm/ associations/ body of persons etc as loan, gift or donation.

26. Average self funds used (Party-wise): On an average a MP from BJP raised 20% of his/her election expense funds from their self funds. Similarly, a MP from INC raised 28% of his/her election expense funds from their own self funds, a YSRCP MP raised 81%, an TDP MP raised 76%, a BJD MP raised 52%, an AIADMK MP raised 42%, a Shiv Sena MP raised 38% and an SP MP raised 24% of their election expense funds from their self funds.

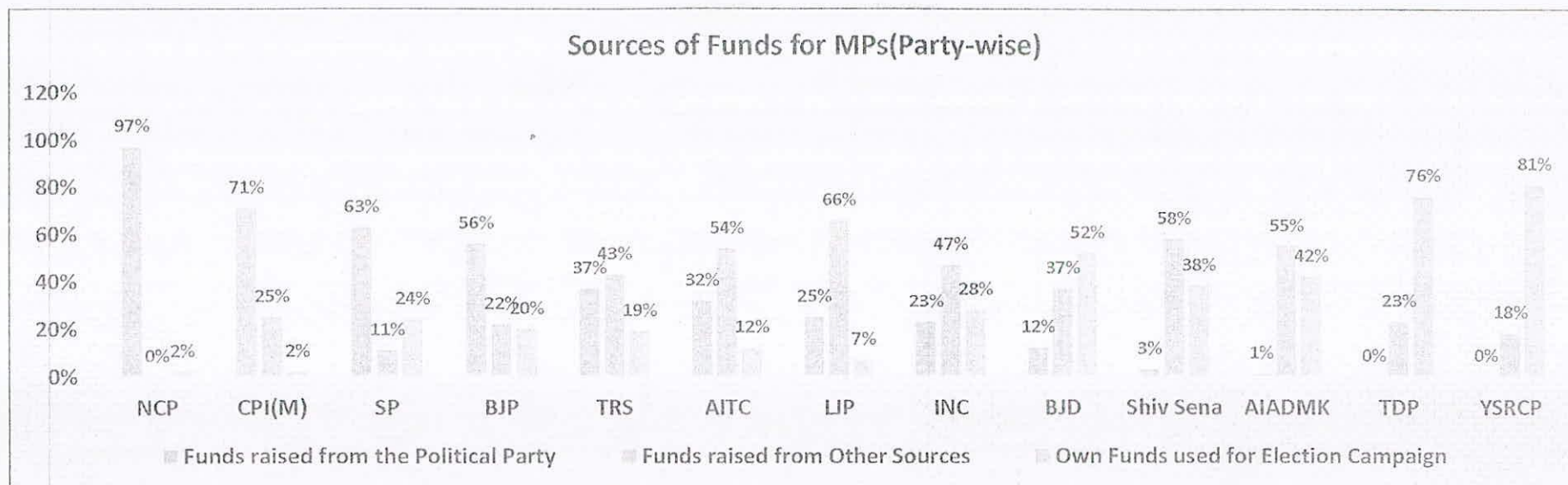
BREAK-DOWN OF SOURCES OF FUNDS RAISED BY MPs



Amount of own fund used for the election campaign

Amount Received from the Political Party

Amount received from any person/Company/Firm/associations/body of persons etc as loan, gift or donation etc



Data in this Kit is presented in good faith, with an intention to inform voters. MPs' Election Expenditure Affidavits from the ECI Website (www.eci.nic.in) is the source of this analysis. Website:-
www.adrindia.org, www.nyneta.info

