

3<sup>rd</sup> February, 2026

## Press Release

### Bihar Assembly Elections 2025

### Analysis of Election Expenditure Statements of MLAs

## Association for Democratic Reforms

Plot No. E-5, 4th Floor,  
Lane-1, Westend Marg, Saidulajab,  
(Behind Saket Metro Gate No. 2)  
New Delhi-110 030  
Phone: +91-011-4165-4200  
Email: [adr@adrindia.org](mailto:adr@adrindia.org)

## Contents

<b>BIHAR ASSEMBLY ELECTIONS 2025.....</b>	<b>1</b>
<b>ANALYSIS OF ELECTION EXPENDITURE STATEMENTS OF MLAs BIHAR ASSEMBLY ELECTIONS, 2025.....</b>	<b>4</b>
<b>SUMMARY AND HIGHLIGHTS OF ELECTION EXPENSES OF MLAs FROM THE BIHAR ASSEMBLY 2025 ELECTIONS.....</b>	<b>5</b>
1. LESS THAN 61% OF THE LIMIT:.....	5
2. AVERAGE ELECTION EXPENSES:.....	5
3. PARTY-WISE AVERAGE ELECTION EXPENSES.....	5
4. TOP 3 MLAs WITH HIGHEST ELECTION EXPENSES.....	6
5. MLAs WITH LOWEST ELECTION EXPENSES.....	7
6. EXPENSE ON PUBLIC MEETING, RALLY, AND PROCESSIONS WITH STAR CAMSPAIGNERS (OTHER THAN THOSE FOR GENERAL PARTY PROPAGANDA).....	7
7. EXPENSE ON PUBLIC MEETING, RALLY, AND PROCESSIONS WITHOUT STAR CAMPAIGNERS (OTHER THAN THE ONES WITH STAR CAMPAIGNERS OF THE POLITICAL PARTY).....	7
8. EXPENSE ON CAMPAIGNING THROUGH ELECTRONIC/PRINT MEDIA.....	7
9. EXPENSE ON CAMPAIGN WORKERS.....	7
10. EXPENSE ON CAMPAIGN MATERIALS.....	7
11. EXPENSE ON CAMPAIGN VEHICLES.....	7
12. EXPENSE ON VIRTUAL CAMPAIGN.....	8
13. EXPENSE ON PUBLISHING OF DECLARATION REGARDING CRIMINAL CASES:.....	8
14. PARTY-WISE AVERAGE ELECTION EXPENSES ON PUBLIC MEETINGS, PROCESSIONS ETC. WITH STAR CAMPAIGNERS.....	10
15. PARTY-WISE AVERAGE ELECTION EXPENSES ON PUBLIC MEETINGS, PROCESSIONS ETC. WITHOUT STAR CAMPAIGNERS (OTHER THAN THE ONES WITH STAR CAMPAIGNERS OF THE POLITICAL PARTY).....	12
16. PARTY WISE AVERAGE ELECTION EXPENSE OF MLAs ON CAMPAIGN MATERIALS.....	14
17. PARTY WISE AVERAGE ELECTION EXPENSE OF MLAs ON ELECTRONIC MEDIA.....	16
18. PARTY WISE AVERAGE ELECTION EXPENSE OF MLAs ON CAMPAIGN VEHICLES.....	18
19. PARTY WISE AVERAGE ELECTION EXPENSE OF MLAs ON CAMPAIGN WORKERS.....	20

Data in this Kit is presented in good faith, with an intention to inform voters. MLAs' Election Expenditure affidavits from the CEO Website (<https://ceoelection.bihar.gov.in/index.html>) is the source of this analysis. Website:- [www.adrindia.org](http://www.adrindia.org), [www.myneta.info](http://www.myneta.info)

<b>TOP 10 MLAs WITH HIGHEST DECLARED ELECTION EXPENSES IN 2025 BIHAR ASSEMBLY ELECTIONS.....</b>	<b>22</b>
<b>10 MLAs WITH LOWEST ELECTION EXPENSES DECLARED.....</b>	<b>23</b>
<b>SUMMARY AND HIGHLIGHTS OF SOURCES OF FUNDS RAISED BY MLAs IN THE BIHAR ASSEMBLY 2025 ELECTIONS.....</b>	<b>24</b>
1. PERCENTAGE BREAKDOWN OF FUNDS RAISED BY MLAs:.....	24
2. MLAs WHO RAISED FUNDS FROM POLITICAL PARTIES.....	24
3. MLAs WHO RAISED FUNDS THROUGH ANY PERSON/ COMPANY/ FIRM/ ASSOCIATIONS/ BODY OF PERSONS ETC AS LOAN, GIFT OR DONATION ETC.....	24
4. SELF-FUNDS USED FOR ELECTION CAMPAIGN.....	24
<b>ELECTION EXPENSES DECLARED BY MLAs IN BIHAR ASSEMBLY ELECTIONS, 2025: FULL DETAILS.....</b>	<b>25</b>
<b>CONTACT DETAILS.....</b>	<b>44</b>
<b>DISCLAIMER.....</b>	<b>44</b>

## **Analysis of Election Expenditure Statements of MLAs**

### **Bihar Assembly Elections, 2025**

**According to Section 78 of the Representation of the People Act, 1951, every contesting candidate has to lodge a true copy of his election expenses within 30 days from the date of declaration of result of election, with the District Election Officer in all States and Union Territories.** Association for Democratic Reforms (ADR) and Bihar Election Watch have analysed **240** out of **243** election expenditure statements submitted after the Bihar Assembly Election 2025 for newly elected MLAs. The expenditure limit for the MLAs during the Bihar Assembly elections was **Rs. 40 lakhs**. These election expense documents include details of expenses on public meetings and processions, campaigning through electronic and print media, expense on campaign workers, expense on vehicles used, expense on virtual campaign, expense on publishing of declaration regarding criminal cases and expense on campaign materials.

#### **List of MLAs whose expenditure statements were not analysed**

Association for Democratic Reforms (ADR) and Bihar Election Watch have not analysed 3 MLAs as their expenditure statements were either badly scanned or complete expenditure statements were not uploaded on the CEO website. The details of these MLAs are given below:

S.No.	MLA Name	Party	Constituency	District
1	Arun Shankar Prasad	BJP	Khajauli	Madhubani
2	Surendra Ram	RJD	Garkha (SC)	Saran
3	Nachiketa	JD(U)	Jamalpur	Munger

Table: List of MLAs not analysed

#### **Recommendations:**

- Each Winner is required to file his election expenditure statement within 30 days of the results of the elections, the deadline in case of the Bihar Assembly Elections being the 14<sup>th</sup> December 2025. However, it was observed that the election expenditure statements of the Winners were not uploaded on the CEO/DEO's website till significantly after the deadline. **It is recommended that the Abstract Expenditure Statement (Annexure E2) of the MLAs is uploaded on the website of the CEO within 72 hours of the receipt of the statement.**
- The deadline for filing an election petition against any Winner is 45 days after the declaration of the results. Generally, MLAs submit their election expenditure statements towards the end of the 30 days given for submission of the statements. This leaves 15 days for any common citizen to file an election petition against any Winner. The deadline for filing an election petition should be increased in order to give the citizens time to scrutinize the election expenditure statements of the MLAs and gather the relevant documents/proof etc. for the election petition.
- As has been instated in the filing of affidavits during the elections, the MLAs should not be allowed to keep any field blank on the Abstract Election Expenditure statement (Annexure E2) and Schedule 1 to 11. The statements must be filled in a legible format and overwriting of amounts in the statement should be discouraged.

Data in this Kit is presented in good faith, with an intention to inform voters. MLAs' Election Expenditure affidavits from the CEO Website (<https://ceoelection.bihar.gov.in/index.html>) is the source of this analysis. Website:- [www.adrindia.org](http://www.adrindia.org), [www.myneta.info](http://www.myneta.info)

## Summary and Highlights of Election Expenses of MLAs from the Bihar Assembly 2025 Elections

- 1. Less than 61% of the Limit:** The candidate expenditure limit for Bihar assembly elections 2025 was **Rs 40 lakhs**. Out of **240 MLAs** analysed, **100 (42%) MLAs** have declared election expenses less than **61%** of the expense limit in their constituency.
- 2. Average Election Expenses:** Based on the election expense declarations of **240 MLAs** from Bihar Assembly, the average amount of money spent by them in the elections is **Rs 24.33 lakhs, which is 61% of the expense limit**.
- 3. Party-wise Average Election Expenses:** The party wise average election expenses shows that the average spending for **88 MLAs** from **BJP** is **Rs.27.36 lakhs** (68.4% of the expense limit). For **84 MLAs** from **JD(U)**, the average election expenditure is **Rs.25.53 lakhs** (63.8% of the expense limit), for **24 MLAs** from **RJD**, the average election expenditure is **Rs.19.57 lakhs** (48.9% of the expense limit), for **19 MLAs** from **Lok Janshakti Party (Ram Vilas)**, the average election expenditure is **Rs.19.60 lakhs** (49% of the expense limit), for **6 MLAs** from **INC**, the average election expenditure is **Rs.13.00 lakhs** (32.5% of the expense limit), for **5 MLAs** from **Hindustani Awam Morcha (Secular)**, the average election expenditure is **Rs.16.89 lakhs** (42.2% of the expense limit), for **5 MLAs** from **All India Majlis-E-Itehadul Muslimeen**, the average election expenditure is **Rs.17.37 lakhs** (43.4% of the expense limit), for **4 MLAs** from **Rashtriya Lok Morcha**, the average election expenditure is **Rs.24.84 lakhs** (62.1% of the expense limit), for **2 MLAs** from **CPI(ML)(L)**, the average election expenditure is **Rs.17.05 lakhs** (42.6% of the expense limit), for **1 MLA** from **CPI(M)**, the average election expenditure is **Rs.21.39 lakhs** (53.5% of the expense limit), for **1 MLA** from the **Indian Inclusive Party**, the election expenditure is **Rs.23.74 lakhs** (59.4% of the expense limit), and **1 BSP MLA** has spent **Rs.18.34 lakhs** (45.9% of the expense limit).

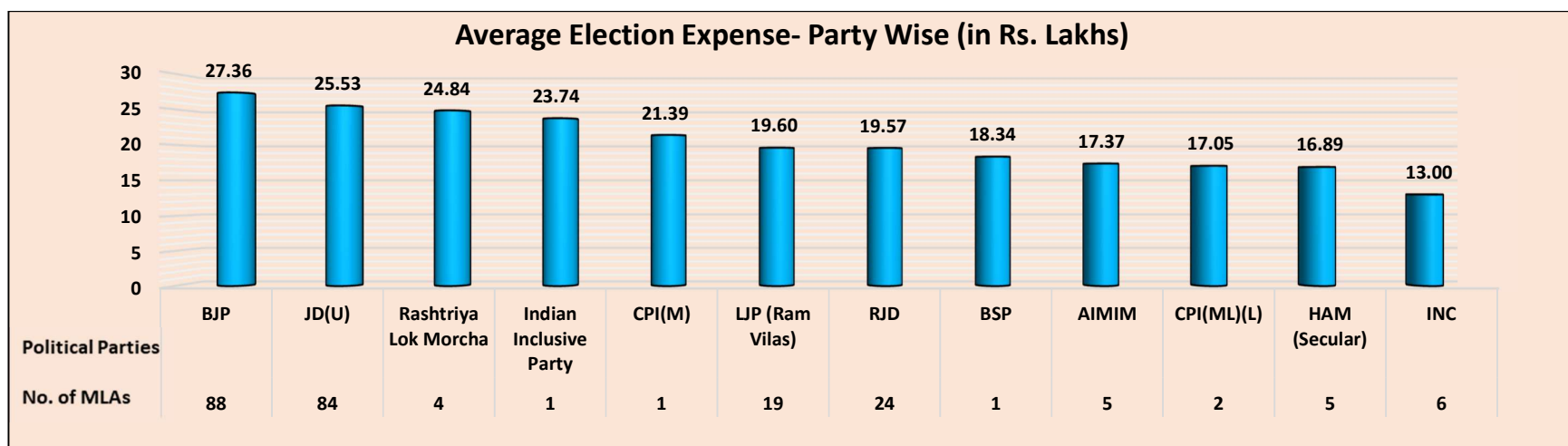


Figure: Party-wise Average Election Expenses (Rs.in lakhs)

Data in this Kit is presented in good faith, with an intention to inform voters. MLAs' Election Expenditure affidavits from the CEO Website (<https://ceoelection.bihar.gov.in/index.html>) is the source of this analysis. Website:- [www.adrindia.org](http://www.adrindia.org), [www.myneta.info](http://www.myneta.info)

S.No.	Party	No. of MLAs Analyzed	Expense Limit (Rs.)	Party-Wise Average Election Expense (Rs.)	Party-Wise % of Average Limit
1	BJP	88	40,00,000 40 Lacs+	27,36,524 27 Lacs+	68.4 %
2	JD(U)	84	40,00,000 40 Lacs+	25,53,187 25 Lacs+	63.8 %
3	RJD	24	40,00,000 40 Lacs+	19,57,151 19 Lacs+	48.9 %
4	Lok Janshakti Party (Ram Vilas)	19	40,00,000 40 Lacs+	19,60,946 19 Lacs+	49 %
5	INC	6	40,00,000 40 Lacs+	13,00,021 13 Lacs+	32.5 %
6	Hindustani Awam Morcha (Secular)	5	40,00,000 40 Lacs+	16,89,621 16 Lacs+	42.2 %
7	All India Majlis-E-Ittehadul Muslimeen	5	40,00,000 40 Lacs+	17,37,719 17 Lacs+	43.4 %
8	Rashtriya Lok Morcha	4	40,00,000 40 Lacs+	24,84,468 24 Lacs+	62.1 %
9	CPI(ML)(L)	2	40,00,000 40 Lacs+	17,05,468 17 Lacs+	42.6 %
10	CPI(M)	1	40,00,000 40 Lacs+	21,39,507 21 Lacs+	53.5 %
11	Indian Inclusive Party	1	40,00,000 40 Lacs+	23,74,125 23 Lacs+	59.4 %
12	BSP	1	40,00,000 40 Lacs+	18,34,482 18 Lacs+	45.9 %
<b>Total</b>		<b>240</b>	<b>40,00,000</b> <b>40 Lacs+</b>	<b>24,33,938</b> <b>24 Lacs+</b>	<b>61 %</b>

Table: Party-wise Average Expenses declared

**4. Top 3 MLAs with highest Election Expenses:** The details of top 3 MLAs who have declared highest election expenses are given below:

S.No.	Name	District	Constituency	Party	Expense Limit (Rs.)	Total expenses incurred (Rs.)	% of limit reached
1	Alok Kumar Mehta	Samastipur	Ujiarpur	RJD	40,00,000 40 Lacs+	36,54,880 36 Lacs+	91%
2	Radha Charan Sah	Bhojpur	Sandesh	JD(U)	40,00,000 40 Lacs+	36,12,954 36 Lacs+	90%
3	Sammridh Varma	Paschim Champaran	Sikta	JD(U)	40,00,000 40 Lacs+	35,87,522 35 Lacs+	90%

Table: Top 3 MLAs with highest election expenditure

Data in this Kit is presented in good faith, with an intention to inform voters. MLAs' Election Expenditure affidavits from the CEO Website (<https://ceoelection.bihar.gov.in/index.html>) is the source of this analysis. Website:- [www.adrindia.org](http://www.adrindia.org), [www.myneta.info](http://www.myneta.info)

**5. MLAs with lowest Election Expenses:** The details of 3 MLAs who have declared lowest election expenses are given below:

S.No.	Name	District	Constituency	Party	Expense Limit (Rs.)	Total expenses incurred (Rs.)	% of limit reached
1	Prof. Nagendra Raut	Sitamarhi	Sursand	JD(U)	40,00,000 40 Lacs+	**79,470 79 Thou+	2%
2	Md Sarwar Alam	Kishanganj	Kochadhaman	All India Majlis-E-Ittehadul Muslimeen	40,00,000 40 Lacs+	**6,86,375 6 Lacs+	17%
3	Arun Kumar S/O Satrugan Sao	Patna	Bakhtiarpur	Lok Janshakti Party (Ram Vilas)	40,00,000 40 Lacs+	7,65,178 7 Lacs+	19%

**Table: 3 MLAs with lowest election expenditure**

*\*\*on total expenses value indicates that the MLA has not provided the total in their expenditure affidavits, it has been calculated on the basis of details provided by them in the same*

- 6. Expense on Public Meeting, Rally, and Processions with Star Campaigners (other than those for general party propaganda):** Out of the **240** MLAs analyzed, **215 (90%) MLAs** have declared that **they have spent funds on** public meetings, processions etc. with star campaigners (other than those for general party propaganda) and **25 (10%) MLAs** have declared that **they have not spent any funds on** public meetings, processions etc. with star campaigners (other than those for general party propaganda).
- 7. Expense on Public Meeting, Rally, and Processions without Star Campaigners (other than the ones with star campaigners of the political party):** Out of the **240** MLAs analyzed, **209 (87%) MLAs** have declared that **they have spent funds on** public meetings, processions etc. without star campaigners (other than the ones with star campaigners of the political party) and **31 (13%) MLAs** have declared that **they have not spent any funds on** public meetings, processions etc. without star campaigners (other than the ones with star campaigners of the political party).
- 8. Expense on Campaigning through electronic/print media:** **122 (51%) MLAs** have declared that **they have spent funds on** campaigning through electronic/print media and **118 (49%) MLAs** have declared that **they have not spent any funds on** campaigning through electronic/print media.
- 9. Expense on Campaign Workers:** **192 (80%) MLAs** have declared that **they have spent funds on** campaign workers and **48 (20%) MLAs** have declared that **they have not spent any funds on** campaign workers.
- 10. Expense on Campaign Materials:** **184 (77%) MLAs** have declared that **they have spent funds on** campaign materials and **56 (23%) MLAs** have declared that **they have not spent any funds on** campaign materials.
- 11. Expense on Campaign Vehicles:** **237 (99%) MLAs** have declared that **they have spent funds on** campaign vehicles and **3 (1%) MLAs** have declared that **they have not spent any funds on** campaign vehicles.

- 12. Expense on Virtual Campaign:** 6(2.5%) MLAs have declared that **they have spent funds on** virtual campaigns and **234 (97.5%) MLAs** have declared that **they have not spent any funds on** virtual campaigns.
- 13. Expense on Publishing of Declaration Regarding Criminal Cases:** Out of the **128 MLAs** analysed with declared criminal cases, **115 (90%)** MLAs have declared that **they have spent funds** on publishing of declarations regarding criminal cases and **13 (10%) MLAs** have declared that **they have not spent any funds on** publishing of declarations regarding criminal cases.



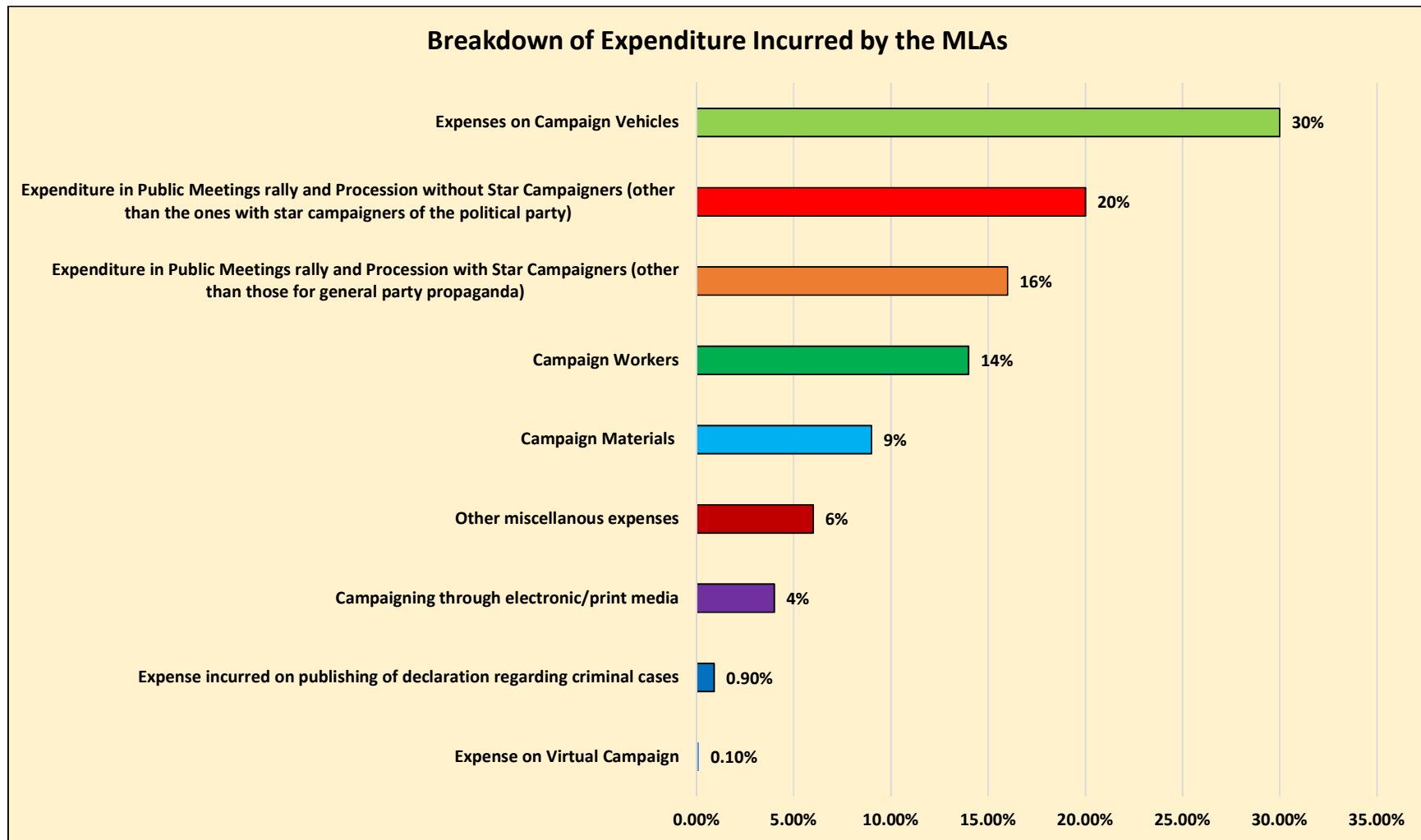


Figure: Breakdown of Elections Expenses Incurred by MLAs

Data in this Kit is presented in good faith, with an intention to inform voters. MLAs' Election Expenditure affidavits from the CEO Website (<https://ceoelection.bihar.gov.in/index.html>) is the source of this analysis. Website:- [www.adrindia.org](http://www.adrindia.org), [www.myneta.info](http://www.myneta.info)

**14. Party-wise Average Election Expenses on Public Meetings, Processions etc. with Star Campaigners (other than those for general party propaganda):**

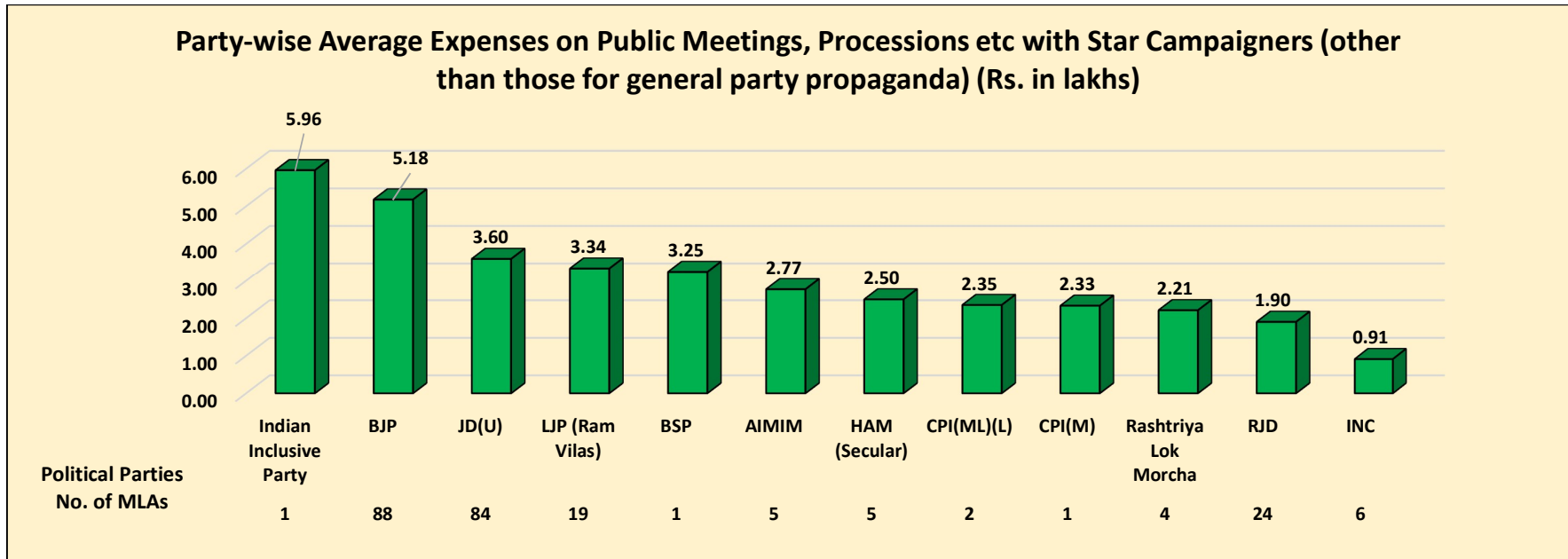


Figure: Party-wise Average Expenses on Public Meetings, Processions etc. with Star Campaigners (other than those for general party propaganda) (Rs. in Lakhs)

S.No.	Party	No. of MLAs Analyzed	Expense Limit (Rs.)	Party-Wise Average Election Expense (Rs.)	Party-Wise Average Expense on Meetings, Processions etc with star campaigners (other than those for general party propaganda) (Rs.)	Party-Wise % of Average Expense on Meetings, Processions etc with star campaigners (other than those for general party propaganda)
1	BJP	88	40,00,000 40 Lacs+	27,36,524 27 Lacs+	5,18,748 5 Lacs+	19 %
2	JD(U)	84	40,00,000 40 Lacs+	25,53,187 25 Lacs+	3,60,046 3 Lacs+	14.1 %
3	RJD	24	40,00,000 40 Lacs+	19,57,151 19 Lacs+	1,90,018 1 Lacs+	9.7 %
4	Lok Janshakti Party (Ram Vilas)	19	40,00,000 40 Lacs+	19,60,946 19 Lacs+	3,34,545 3 Lacs+	17.1 %
5	INC	6	40,00,000 40 Lacs+	13,00,021 13 Lacs+	91,026 91 Thou+	7 %

Data in this Kit is presented in good faith, with an intention to inform voters. MLAs' Election Expenditure affidavits from the CEO Website (<https://ceoelection.bihar.gov.in/index.html>) is the source of this analysis. Website:- [www.adrindia.org](http://www.adrindia.org), [www.myneta.info](http://www.myneta.info)

S.No.	Party	No. of MLAs Analyzed	Expense Limit (Rs.)	Party-Wise Average Election Expense (Rs.)	Party-Wise Average Expense on Meetings, Processions etc with star campaigners (other than those for general party propaganda) (Rs.)	Party-Wise % of Average Expense on Meetings, Processions etc with star campaigners (other than those for general party propaganda)
6	All India Majlis-E-Ittehadul Muslimeen	5	40,00,000 40 Lacs+	17,37,719 17 Lacs+	2,77,266 2 Lacs+	16 %
7	Hindustani Awam Morcha (Secular)	5	40,00,000 40 Lacs+	16,89,621 16 Lacs+	2,50,921 2 Lacs+	14.9 %
8	Rashtriya Lok Morcha	4	40,00,000 40 Lacs+	24,84,468 24 Lacs+	2,21,194 2 Lacs+	8.9 %
9	CPI(ML)(L)	2	40,00,000 40 Lacs+	17,05,468 17 Lacs+	2,35,279 2 Lacs+	13.8 %
10	BSP	1	40,00,000 40 Lacs+	18,34,482 18 Lacs+	3,25,249 3 Lacs+	17.7 %
11	CPI(M)	1	40,00,000 40 Lacs+	21,39,507 21 Lacs+	2,33,355 2 Lacs+	10.9 %
12	Indian Inclusive Party	1	40,00,000 40 Lacs+	23,74,125 23 Lacs+	5,96,583 5 Lacs+	25.1 %
<b>Total</b>		<b>240</b>	<b>40,00,000 40 Lacs+</b>	<b>24,33,938 24 Lacs+</b>	<b>3,85,450 3 Lacs+</b>	<b>16 %</b>

**Table: Party-wise Average Expenses on Public Meetings, Processions etc. with Star Campaigners (other than those for general party propaganda)**

**15. Party-wise Average Election Expenses on Public Meetings, Processions etc. without Star Campaigners (other than the ones with star campaigners of the political party):**

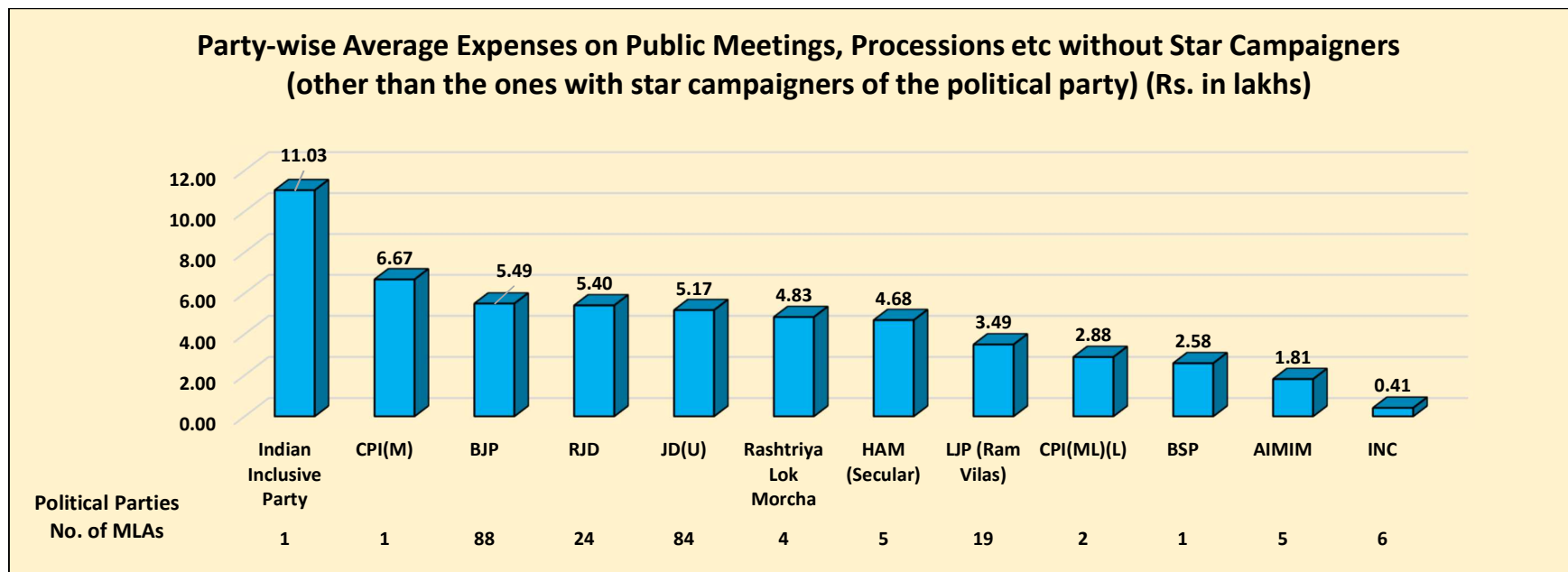


Figure: Party-wise Average Election Expenses on Public Meetings, Processions etc. without Star Campaigners (other than the ones with star campaigners of the political party) (Rs.in lakhs)

S.No.	Party	No. of MLAs Analyzed	Expense Limit (Rs.)	Party-Wise Average Election Expense (Rs.)	Party-Wise Average Expense on Meetings, Processions etc without star campaigners (other than the ones with star campaigners of the political party) (Rs.)	Party-Wise % of Average Expense on Meetings, Processions etc without star campaigners (other than the ones with star campaigners of the political party)
1	BJP	88	40,00,000 40 Lacs+	27,36,524 27 Lacs+	5,49,146 5 Lacs+	20.1 %
2	JD(U)	84	40,00,000 40 Lacs+	25,53,187 25 Lacs+	5,17,018 5 Lacs+	20.2 %
3	RJD	24	40,00,000 40 Lacs+	19,57,151 19 Lacs+	5,40,616 5 Lacs+	27.6 %
4	Lok Janshakti Party (Ram Vilas)	19	40,00,000 40 Lacs+	19,60,946 19 Lacs+	3,49,334 3 Lacs+	17.8 %

Data in this Kit is presented in good faith, with an intention to inform voters. MLAs' Election Expenditure affidavits from the CEO Website (<https://ceoelection.bihar.gov.in/index.html>) is the source of this analysis. Website:- [www.adrindia.org](http://www.adrindia.org), [www.myneta.info](http://www.myneta.info)

S.No.	Party	No. of MLAs Analyzed	Expense Limit (Rs.)	Party-Wise Average Election Expense (Rs.)	Party-Wise Average Expense on Meetings, Processions etc without star campaigners (other than the ones with star campaigners of the political party) (Rs.)	Party-Wise % of Average Expense on Meetings, Processions etc without star campaigners (other than the ones with star campaigners of the political party)
5	INC	6	40,00,000 40 Lacs+	13,00,021 13 Lacs+	41,537 41 Thou+	3.2 %
6	All India Majlis-E-Ittehadul Muslimeen	5	40,00,000 40 Lacs+	17,37,719 17 Lacs+	1,81,542 1 Lacs+	10.4 %
7	Hindustani Awam Morcha (Secular)	5	40,00,000 40 Lacs+	16,89,621 16 Lacs+	4,68,083 4 Lacs+	27.7 %
8	Rashtriya Lok Morcha	4	40,00,000 40 Lacs+	24,84,468 24 Lacs+	4,83,476 4 Lacs+	19.5 %
9	CPI(ML)(L)	2	40,00,000 40 Lacs+	17,05,468 17 Lacs+	2,88,327 2 Lacs+	16.9 %
10	BSP	1	40,00,000 40 Lacs+	18,34,482 18 Lacs+	2,58,275 2 Lacs+	14.1 %
11	CPI(M)	1	40,00,000 40 Lacs+	21,39,507 21 Lacs+	6,67,351 6 Lacs+	31.2 %
12	Indian Inclusive Party	1	40,00,000 40 Lacs+	23,74,125 23 Lacs+	11,03,696 11 Lacs+	46.5 %
<b>Total</b>		<b>240</b>	<b>40,00,000 40 Lacs+</b>	<b>24,33,938 24 Lacs+</b>	<b>4,97,515 4 Lacs+</b>	<b>20 %</b>

**Table: Party-wise Average Expenses on Public Meetings, Processions etc. without Star Campaigners (other than the ones with star campaigners of the political party)**

Data in this Kit is presented in good faith, with an intention to inform voters. MLAs' Election Expenditure affidavits from the CEO Website (<https://ceoelection.bihar.gov.in/index.html>) is the source of this analysis. Website:- [www.adrindia.org](http://www.adrindia.org), [www.myneta.info](http://www.myneta.info)

## 16. Party Wise Average Election Expense of MLAs on Campaign Materials:

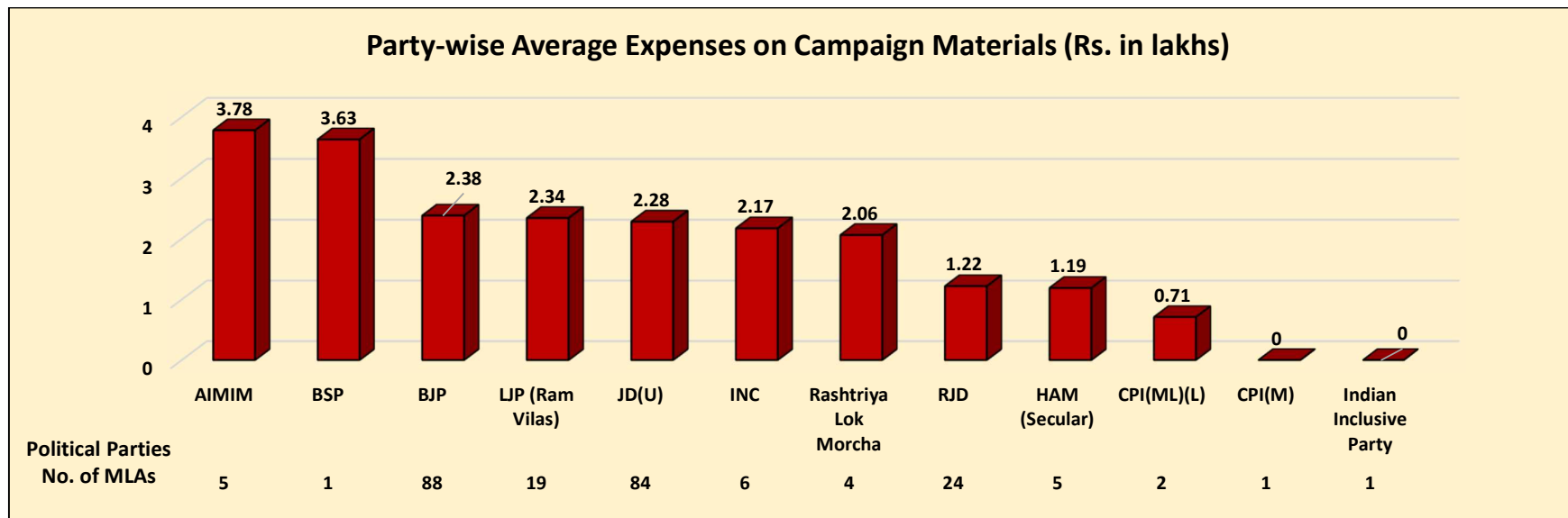


Figure: Party-wise Average Election Expenses on Campaign Materials (Rs.in lakhs)

S.No.	Party	No. of MLAs Analyzed	Expense Limit (Rs.)	Party-Wise Average Election Expense (Rs.)	Party-Wise Average Expense on Campaign Materials (Rs.)	Party-Wise % of Average Expense on Campaign Materials
1	BJP	88	40,00,000 40 Lacs+	27,36,524 27 Lacs+	2,38,529 2 Lacs+	8.7 %
2	JD(U)	84	40,00,000 40 Lacs+	25,53,187 25 Lacs+	2,28,422 2 Lacs+	8.9 %
3	RJD	24	40,00,000 40 Lacs+	19,57,151 19 Lacs+	1,22,219 1 Lacs+	6.2 %
4	Lok Janshakti Party (Ram Vilas)	19	40,00,000 40 Lacs+	19,60,946 19 Lacs+	2,34,110 2 Lacs+	11.9 %
5	INC	6	40,00,000 40 Lacs+	13,00,021 13 Lacs+	2,17,696 2 Lacs+	16.7 %
6	All India Majlis-E-Ittehadul Muslimeen	5	40,00,000 40 Lacs+	17,37,719 17 Lacs+	3,78,307 3 Lacs+	21.8 %
7	Hindustani Awam Morcha (Secular)	5	40,00,000 40 Lacs+	16,89,621 16 Lacs+	1,19,825 1 Lacs+	7.1 %

Data in this Kit is presented in good faith, with an intention to inform voters. MLAs' Election Expenditure affidavits from the CEO Website (<https://ceoelection.bihar.gov.in/index.html>) is the source of this analysis. Website:- [www.adrindia.org](http://www.adrindia.org), [www.myneta.info](http://www.myneta.info)

S.No.	Party	No. of MLAs Analyzed	Expense Limit (Rs.)	Party-Wise Average Election Expense (Rs.)	Party-Wise Average Expense on Campaign Materials (Rs.)	Party-Wise % of Average Expense on Campaign Materials
8	Rashtriya Lok Morcha	4	40,00,000 40 Lacs+	24,84,468 24 Lacs+	2,06,175 2 Lacs+	8.3 %
9	CPI(ML)(L)	2	40,00,000 40 Lacs+	17,05,468 17 Lacs+	71,375 71 Thou+	4.2 %
10	BSP	1	40,00,000 40 Lacs+	18,34,482 18 Lacs+	3,63,930 3 Lacs+	19.8 %
11	CPI(M)	1	40,00,000 40 Lacs+	21,39,507 21 Lacs+	0	0 %
12	Indian Inclusive Party	1	40,00,000 40 Lacs+	23,74,125 23 Lacs+	0	0 %
<b>Total</b>		<b>240</b>	<b>40,00,000 40 Lacs+</b>	<b>24,33,938 24 Lacs+</b>	<b>2,19,531 2 Lacs+</b>	<b>9 %</b>

Table: Party-wise Average Election Expense of MLAs on Campaign Materials

### 17. Party Wise Average Election Expense of MLAs on Electronic Media:

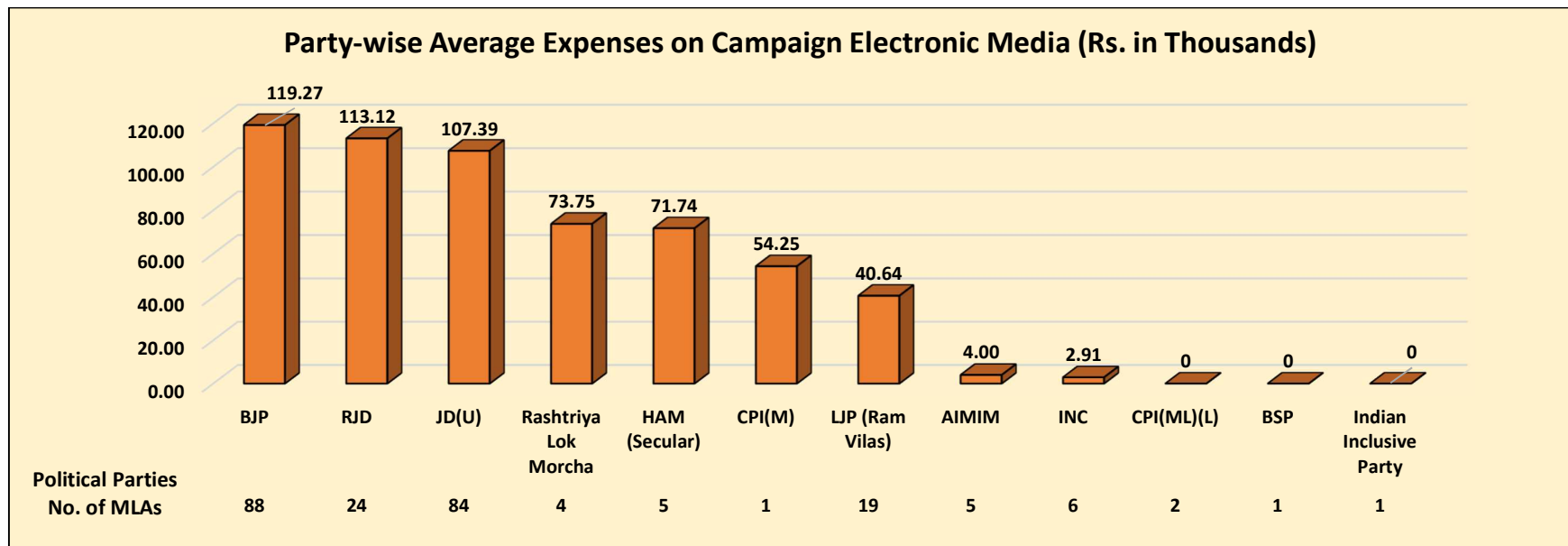


Figure: Party-wise Average Election Expenses on Campaign Electronic Media (Rs. in Thousands)

S.No.	Party	No. of MLAs Analyzed	Expense Limit (Rs.)	Party-Wise Average Election Expense (Rs.)	Party-Wise Average Expense on Electronic Media (Rs.)	Party-Wise % of Average Expense on Electronic Media
1	BJP	88	40,00,000 40 Lacs+	27,36,524 27 Lacs+	1,19,270 1 Lacs+	4.4 %
2	JD(U)	84	40,00,000 40 Lacs+	25,53,187 25 Lacs+	1,07,394 1 Lacs+	4.2 %
3	RJD	24	40,00,000 40 Lacs+	19,57,151 19 Lacs+	1,13,122 1 Lacs+	5.8 %
4	Lok Janshakti Party (Ram Vilas)	19	40,00,000 40 Lacs+	19,60,946 19 Lacs+	40,644 40 Thou+	2.1 %
5	INC	6	40,00,000 40 Lacs+	13,00,021 13 Lacs+	2,917 2 Thou+	0.2 %
6	All India Majlis-E-Ittehadul Muslimeen	5	40,00,000 40 Lacs+	17,37,719 17 Lacs+	4,000 4 Thou+	0.2 %

Data in this Kit is presented in good faith, with an intention to inform voters. MLAs' Election Expenditure affidavits from the CEO Website (<https://ceoelection.bihar.gov.in/index.html>) is the source of this analysis. Website:- [www.adrindia.org](http://www.adrindia.org), [www.myneta.info](http://www.myneta.info)



S.No.	Party	No. of MLAs Analyzed	Expense Limit (Rs.)	Party-Wise Average Election Expense (Rs.)	Party-Wise Average Expense on Electronic Media (Rs.)	Party-Wise % of Average Expense on Electronic Media
7	Hindustani Awam Morcha (Secular)	5	40,00,000 40 Lacs+	16,89,621 16 Lacs+	71,743 71 Thou+	4.2 %
8	Rashtriya Lok Morcha	4	40,00,000 40 Lacs+	24,84,468 24 Lacs+	73,750 73 Thou+	3 %
9	CPI(ML)(L)	2	40,00,000 40 Lacs+	17,05,468 17 Lacs+	0	0 %
10	BSP	1	40,00,000 40 Lacs+	18,34,482 18 Lacs+	0	0 %
11	CPI(M)	1	40,00,000 40 Lacs+	21,39,507 21 Lacs+	54,250 54 Thou+	2.5 %
12	Indian Inclusive Party	1	40,00,000 40 Lacs+	23,74,125 23 Lacs+	0	0 %
<b>Total</b>		<b>240</b>	<b>40,00,000 40 Lacs+</b>	<b>24,33,938 24 Lacs+</b>	<b>98,956 98 Thou+</b>	<b>4 %</b>

Table: Party-wise Average Election Expense of MLAs on Electronic Media

Data in this Kit is presented in good faith, with an intention to inform voters. MLAs' Election Expenditure affidavits from the CEO Website (<https://ceoelection.bihar.gov.in/index.html>) is the source of this analysis. Website:- [www.adrindia.org](http://www.adrindia.org), [www.myneta.info](http://www.myneta.info)

### 18. Party Wise Average Election Expense of MLAs on Campaign Vehicles:

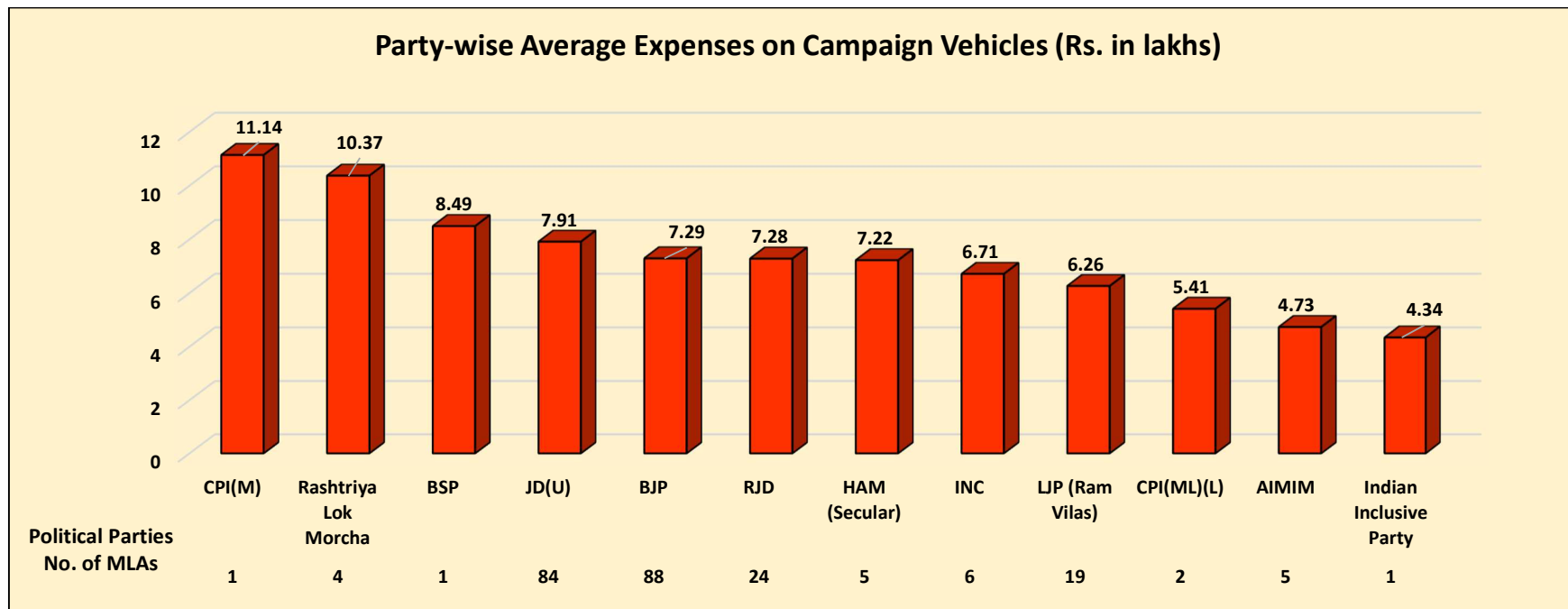


Figure: Party-wise Average Election Expenses on Campaign Vehicles (Rs. in lakhs)

S.No.	Party	No. of MLAs Analyzed	Expense Limit (Rs.)	Party-Wise Average Election Expense (Rs.)	Party-Wise Average Expense on Campaign Vehicles (Rs.)	Party-Wise % of Average Expense on Campaign Vehicles
1	BJP	88	40,00,000 40 Lacs+	27,36,524 27 Lacs+	7,29,096 7 Lacs+	26.6 %
2	JD(U)	84	40,00,000 40 Lacs+	25,53,187 25 Lacs+	7,91,989 7 Lacs+	31 %
3	RJD	24	40,00,000 40 Lacs+	19,57,151 19 Lacs+	7,28,238 7 Lacs+	37.2 %
4	Lok Janshakti Party (Ram Vilas)	19	40,00,000 40 Lacs+	19,60,946 19 Lacs+	6,26,189 6 Lacs+	31.9 %
5	INC	6	40,00,000 40 Lacs+	13,00,021 13 Lacs+	6,71,369 6 Lacs+	51.6 %

Data in this Kit is presented in good faith, with an intention to inform voters. MLAs' Election Expenditure affidavits from the CEO Website (<https://ceoelection.bihar.gov.in/index.html>) is the source of this analysis. Website:- [www.adrindia.org](http://www.adrindia.org), [www.myneta.info](http://www.myneta.info)

S.No.	Party	No. of MLAs Analyzed	Expense Limit (Rs.)	Party-Wise Average Election Expense (Rs.)	Party-Wise Average Expense on Campaign Vehicles (Rs.)	Party-Wise % of Average Expense on Campaign Vehicles
6	All India Majlis-E-Ittehadul Muslimeen	5	40,00,000 40 Lacs+	17,37,719 17 Lacs+	4,73,719 4 Lacs+	27.3 %
7	Hindustani Awam Morcha (Secular)	5	40,00,000 40 Lacs+	16,89,621 16 Lacs+	7,22,417 7 Lacs+	42.8 %
8	Rashtriya Lok Morcha	4	40,00,000 40 Lacs+	24,84,468 24 Lacs+	10,37,841 10 Lacs+	41.8 %
9	CPI(ML)(L)	2	40,00,000 40 Lacs+	17,05,468 17 Lacs+	5,41,338 5 Lacs+	31.7 %
10	BSP	1	40,00,000 40 Lacs+	18,34,482 18 Lacs+	8,49,000 8 Lacs+	46.3 %
11	CPI(M)	1	40,00,000 40 Lacs+	21,39,507 21 Lacs+	11,14,551 11 Lacs+	52.1 %
12	Indian Inclusive Party	1	40,00,000 40 Lacs+	23,74,125 23 Lacs+	4,34,100 4 Lacs+	18.3 %
<b>Total</b>		<b>240</b>	<b>40,00,000</b> <b>40 Lacs+</b>	<b>24,33,938</b> <b>24 Lacs+</b>	<b>7,40,431</b> <b>7 Lacs+</b>	<b>30 %</b>

**Table: Party-wise Average Election Expense of MLAs on Campaign Vehicles**

### 19. Party Wise Average Election Expense of MLAs on Campaign Workers:

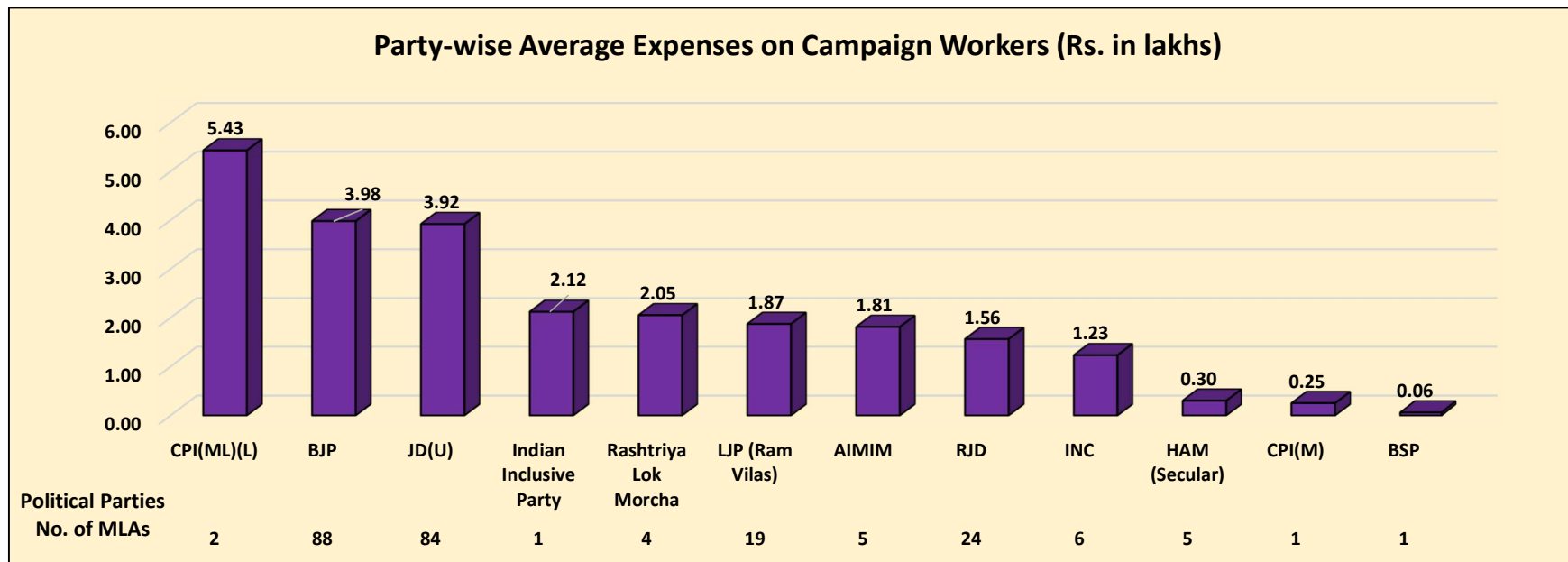


Figure: Party-wise Average Election Expenses on Campaign Workers (Rs. in lakhs)

S.No.	Party	No. of MLAs Analyzed	Expense Limit (Rs.)	Party-Wise Average Election Expense (Rs.)	Party-Wise Average Expense on Campaign Workers (Rs.)	Party-Wise % of Average Expense on Campaign Workers
1	BJP	88	40,00,000 40 Lacs+	27,36,524 27 Lacs+	3,98,636 3 Lacs+	14.6 %
2	JD(U)	84	40,00,000 40 Lacs+	25,53,187 25 Lacs+	3,92,786 3 Lacs+	15.4 %
3	RJD	24	40,00,000 40 Lacs+	19,57,151 19 Lacs+	1,56,230 1 Lacs+	8 %
4	Lok Janshakti Party (Ram Vilas)	19	40,00,000 40 Lacs+	19,60,946 19 Lacs+	1,87,406 1 Lacs+	9.6 %
5	INC	6	40,00,000 40 Lacs+	13,00,021 13 Lacs+	1,23,273 1 Lacs+	9.5 %
6	All India Majlis-E-Ittehadul Muslimeen	5	40,00,000 40 Lacs+	17,37,719 17 Lacs+	1,81,140 1 Lacs+	10.4 %

Data in this Kit is presented in good faith, with an intention to inform voters. MLAs' Election Expenditure affidavits from the CEO Website (<https://ceoelection.bihar.gov.in/index.html>) is the source of this analysis. Website:- [www.adrindia.org](http://www.adrindia.org), [www.myneta.info](http://www.myneta.info)

S.No.	Party	No. of MLAs Analyzed	Expense Limit (Rs.)	Party-Wise Average Election Expense (Rs.)	Party-Wise Average Expense on Campaign Workers (Rs.)	Party-Wise % of Average Expense on Campaign Workers
7	Hindustani Awam Morcha (Secular)	5	40,00,000 40 Lacs+	16,89,621 16 Lacs+	30,455 30 Thou+	1.8 %
8	Rashtriya Lok Morcha	4	40,00,000 40 Lacs+	24,84,468 24 Lacs+	2,05,875 2 Lacs+	8.3 %
9	CPI(ML)(L)	2	40,00,000 40 Lacs+	17,05,468 17 Lacs+	5,43,150 5 Lacs+	31.8 %
10	BSP	1	40,00,000 40 Lacs+	18,34,482 18 Lacs+	6,228 6 Thou+	0.3 %
11	CPI(M)	1	40,00,000 40 Lacs+	21,39,507 21 Lacs+	25,000 25 Thou+	1.2 %
12	Indian Inclusive Party	1	40,00,000 40 Lacs+	23,74,125 23 Lacs+	2,12,405 2 Lacs+	8.9 %
<b>Total</b>		<b>240</b>	<b>40,00,000 40 Lacs+</b>	<b>24,33,938 24 Lacs+</b>	<b>3,30,564 3 Lacs+</b>	<b>14 %</b>

**Table: Party-wise Average Election Expense of MLAs on Campaign Workers**

Data in this Kit is presented in good faith, with an intention to inform voters. MLAs' Election Expenditure affidavits from the CEO Website (<https://ceoelection.bihar.gov.in/index.html>) is the source of this analysis. Website:- [www.adrindia.org](http://www.adrindia.org), [www.myneta.info](http://www.myneta.info)

### Top 10 MLAs with highest declared election expenses in 2025 Bihar Assembly Elections

S.No.	Name	District	Constituency	Party	Expenditure incurred by MLA			Expense Limit (Rs.)	Total expenses incurred (Rs.)	Difference between Total Expense incurred and Expense Limit (Rs.)	% of limit reached
					MLA/ election agent (Rs.)	Political Party (Rs.)	Any other association/ body of persons/ individual (Rs.)				
1	Alok Kumar Mehta	Samastipur	Ujiarpur	RJD	36,54,880	0	0	40,00,000 40 Lacs+	36,54,880 36 Lacs+	3,45,120 3 Lacs+	91%
2	Radha Charan Sah	Bhojpur	Sandesh	JD(U)	36,12,954	0	0	40,00,000 40 Lacs+	36,12,954 36 Lacs+	3,87,046 3 Lacs+	90%
3	Sammridh Varma	Paschim Champaran	Sikta	JD(U)	30,60,351	5,27,171	0	40,00,000 40 Lacs+	35,87,522 35 Lacs+	4,12,478 4 Lacs+	90%
4	Jayant Raj	Banka	Amarpur	JD(U)	28,90,551	6,95,095	0	40,00,000 40 Lacs+	35,85,646 35 Lacs+	4,14,354 4 Lacs+	90%
5	Birendra Singh	Gaya	Wazirganj	BJP	34,59,124	1,26,429	0	40,00,000 40 Lacs+	35,85,553 35 Lacs+	4,14,447 4 Lacs+	90%
6	Snehlata	Rohtas	Sasaram	Rashtriya Lok Morcha	35,80,927	0	0	40,00,000 40 Lacs+	35,80,927 35 Lacs+	4,19,073 4 Lacs+	90%
7	Narendra Kumar Singh Alias Bogo Singh	Begusarai	Matihani	RJD	35,52,831	0	0	40,00,000 40 Lacs+	**35,52,831 35 Lacs+	4,47,169 4 Lacs+	89%
8	Murari Pasavan	Bhagalpur	Pirpainti (SC)	BJP	0	35,39,722	0	40,00,000 40 Lacs+	**35,39,722 35 Lacs+	4,60,278 4 Lacs+	88%
9	Rajnish Kumar	Begusarai	Teghra	BJP	25,83,684	9,36,445	0	40,00,000 40 Lacs+	35,20,129 35 Lacs+	4,79,871 4 Lacs+	88%
10	Vibha Devi	Nawada	Nawada	JD(U)	34,86,586	0	0	40,00,000 40 Lacs+	**34,86,586 34 Lacs+	5,13,414 5 Lacs+	87%

**Table: Top 10 MLAs who declared highest expenses**

*\*\*on total expenses value indicates that the MLA has not provided the total in their expenditure affidavits, it has been calculated on the basis of details provided by them in the same*

### 10 MLAs with lowest election expenses declared

S.No.	Name	District	Constituency	Party	Expenditure incurred by MLA			Expense Limit (Rs.)	Total expenses incurred (Rs.)	Difference between Total Expense incurred and Expense Limit (Rs.)	% of limit reached
					MLA/ election agent (Rs.)	Political Party (Rs.)	Any other association/ body of persons/ individual (Rs.)				
1	Prof. Nagendra Raut	Sitamarhi	Sursand	JD(U)	79,470	0	0	40,00,000 40 Lacs+	**79,470 79 Thou+	39,20,530 39 Lacs+	2%
2	Md Sarwar Alam	Kishanganj	Kochadhaman	All India Majlis-E-Ittehadul Muslimeen	6,86,375	0	0	40,00,000 40 Lacs+	**6,86,375 6 Lacs+	33,13,625 33 Lacs+	17%
3	Arun Kumar S/O Satrugan Sao	Patna	Bakhtiarapur	Lok Janshakti Party (Ram Vilas)	7,65,178	0	0	40,00,000 40 Lacs+	7,65,178 7 Lacs+	32,34,822 32 Lacs+	19%
4	Abidur Rahman	Araria	Araria	INC	8,20,599	0	0	40,00,000 40 Lacs+	8,20,599 8 Lacs+	31,79,401 31 Lacs+	21%
5	Lalan Ram	Aurangabad	Kutumba (SC)	Hindustani Awam Morcha (Secular)	8,53,222	0	0	40,00,000 40 Lacs+	8,53,222 8 Lacs+	31,46,778 31 Lacs+	21%
6	Vishnu Deo Paswan	Siwan	Darauli (SC)	Lok Janshakti Party (Ram Vilas)	9,88,477	0	0	40,00,000 40 Lacs+	9,88,477 9 Lacs+	30,11,523 30 Lacs+	25%
7	Amrendra Kumar	Aurangabad	Goh	RJD	10,35,312	0	0	40,00,000 40 Lacs+	10,35,312 10 Lacs+	29,64,688 29 Lacs+	26%
8	Sattanand Sambuddha Alias Lalan Jee	Begusarai	Sahebpur Kamal	RJD	11,02,736	0	0	40,00,000 40 Lacs+	**11,02,736 11 Lacs+	28,97,264 28 Lacs+	28%
9	Arun Manjhi	Patna	Masaurhi (SC)	JD(U)	11,11,332	0	0	40,00,000 40 Lacs+	11,11,332 11 Lacs+	28,88,668 28 Lacs+	28%
10	Manoj Bishwas	Araria	Forbesganj	INC	33,789	9,70,385	1,10,001	40,00,000 40 Lacs+	11,14,175 11 Lacs+	28,85,825 28 Lacs+	28%

**Table: 10 MLAs who declared lowest expenses**

\*\*on total expenses value indicates that the MLA has not provided the total in their expenditure affidavits, it has been calculated on the basis of details provided by them in the same

## Summary and Highlights of Sources of Funds Raised by MLAs in the Bihar Assembly 2025 Elections

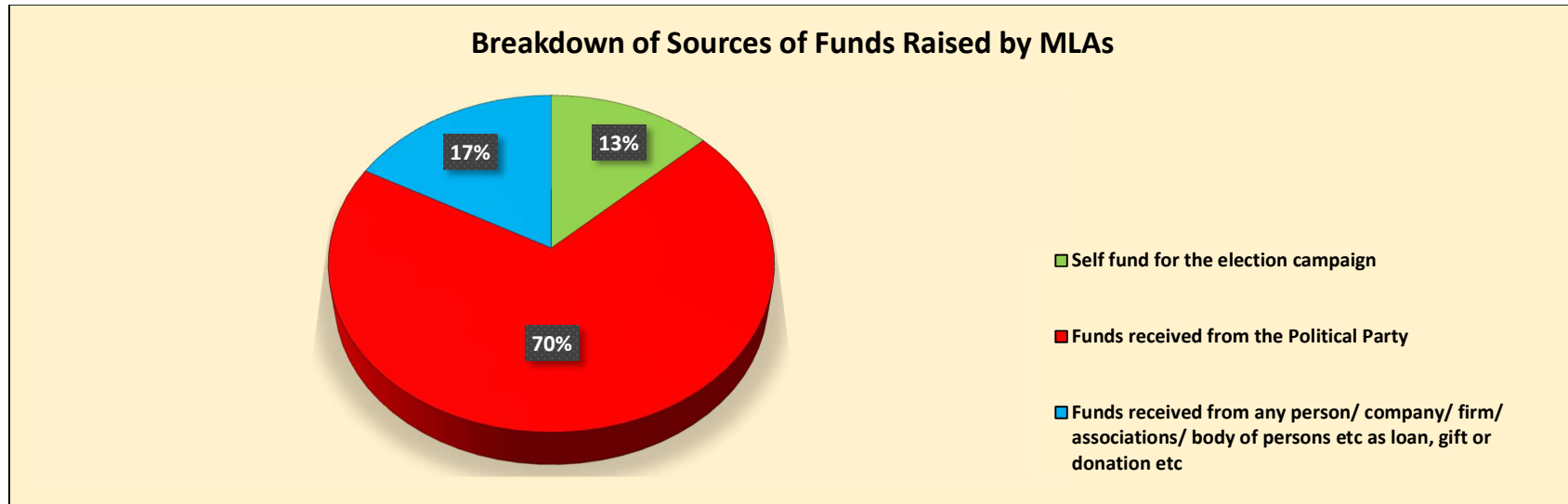


Figure: Percentage Breakdown of Funds Raised by MLAs

- Percentage Breakdown of funds Raised by MLAs:** Out of the total funds received by MLAs, **70% funds were raised from political parties**, **13% were raised by MLAs themselves** and **17% funds were raised from other sources**.
- MLAs Who Raised Funds from Political Parties:** Out of the **240 MLAs** analyzed, **185 (77%) MLAs** have declared that **they have received funds from political parties** and **55 (23%) MLAs** have declared that **they have not received any funds from political parties**.
- MLAs Who Raised Funds through any person/ company/ firm/ associations/ body of persons etc as loan, gift or donation etc:** Out of the **240 MLAs** analyzed, **131 (55%) MLAs** have declared that **they have received funds from any person/ company/ firm/ associations/ body of persons etc as loan, gift or donation etc** and **109 (45%) MLAs** have declared that **they have not received any funds from any person/ company/ firm/ associations/ body of persons etc as loan, gift or donation etc**.
- Self-funds used for election campaign:** Out of the **240 MLAs** analyzed, **220 (92%) MLAs** have declared that **they have used their own funds for their election campaign** and **20 (8%) MLAs** have declared that **they have not used any of their own funds for their election campaign**.



## Election expenses declared by MLAs in Bihar Assembly Elections, 2025: Full Details

S.No.	Name	District	Constituency	Party	Expenditure incurred by MLA			Expense Limit (Rs.)	Total expenses incurred (Rs.)	Difference between Total Expense incurred and Expense Limit (Rs.)	% of limit reached
					MLA/ election agent (Rs.)	Political Party (Rs.)	Any other association/ body of persons/ individual (Rs.)				
1	ALOK KUMAR MEHTA	SAMASTIPUR	UJIARPUR	RJD	36,54,880	0	0	40,00,000 40 Lacs+	36,54,880 36 Lacs+	3,45,120 3 Lacs+	91%
2	RADHA CHARAN SAH	BHOJPUR	SANDESH	JD(U)	36,12,954	0	0	40,00,000 40 Lacs+	36,12,954 36 Lacs+	3,87,046 3 Lacs+	90%
3	SAMMRIDH VARMA	PASCHIM CHAMPARAN	SIKTA	JD(U)	30,60,351	5,27,171	0	40,00,000 40 Lacs+	35,87,522 35 Lacs+	4,12,478 4 Lacs+	90%
4	JAYANT RAJ	BANKA	AMARPUR	JD(U)	28,90,551	6,95,095	0	40,00,000 40 Lacs+	35,85,646 35 Lacs+	4,14,354 4 Lacs+	90%
5	BIRENDRA SINGH	GAYA	WAZIRGANJ	BJP	34,59,124	1,26,429	0	40,00,000 40 Lacs+	35,85,553 35 Lacs+	4,14,447 4 Lacs+	90%
6	SNEHLATA	ROHTAS	SASARAM	Rashtriya Lok Morcha	35,80,927	0	0	40,00,000 40 Lacs+	35,80,927 35 Lacs+	4,19,073 4 Lacs+	90%
7	NARENDRA KUMAR SINGH ALIAS BOGO SINGH	BEGUSARAI	MATIHANI	RJD	35,52,831	0	0	40,00,000 40 Lacs+	**35,52,831 35 Lacs+	4,47,169 4 Lacs+	89%
8	MURARI PASAVAN	BHAGALPUR	PIRPAINTI (SC)	BJP	0	35,39,722	0	40,00,000 40 Lacs+	**35,39,722 35 Lacs+	4,60,278 4 Lacs+	88%
9	RAJNISH KUMAR	BEGUSARAI	TEGHRA	BJP	25,83,684	9,36,445	0	40,00,000 40 Lacs+	35,20,129 35 Lacs+	4,79,871 4 Lacs+	88%
10	VIBHA DEVI	NAWADA	NAWADA	JD(U)	34,86,586	0	0	40,00,000 40 Lacs+	**34,86,586 34 Lacs+	5,13,414 5 Lacs+	87%
11	RUHAIL RANJAN	NALANDA	ISLAMPUR	JD(U)	34,83,015	0	0	40,00,000 40 Lacs+	34,83,015 34 Lacs+	5,16,985 5 Lacs+	87%
12	NITESH KUMAR SINGH	PURNIA	KASBA	Lok Janshakti Party (Ram Vilas)	30,99,285	0	3,69,610	40,00,000 40 Lacs+	34,68,895 34 Lacs+	5,31,105 5 Lacs+	87%
13	NIRANJAN KUMAR MEHTA	MADHEPURA	BIHARIGANJ	JD(U)	34,53,146	0	0	40,00,000 40 Lacs+	34,53,146 34 Lacs+	5,46,854 5 Lacs+	86%
14	ANIRUDDHA PRASAD YADAV	SUPAUL	NIRMALI	JD(U)	34,15,432	0	0	40,00,000 40 Lacs+	**34,15,432 34 Lacs+	5,84,568 5 Lacs+	85%

Data in this Kit is presented in good faith, with an intention to inform voters. MLAs' Election Expenditure affidavits from the CEO Website (<https://ceoelection.bihar.gov.in/index.html>) is the source of this analysis. Website:- [www.adrindia.org](http://www.adrindia.org), [www.myneta.info](http://www.myneta.info)

S.No.	Name	District	Constituency	Party	Expenditure incurred by MLA			Expense Limit (Rs.)	Total expenses incurred (Rs.)	Difference between Total Expense incurred and Expense Limit (Rs.)	% of limit reached
					MLA/ election agent (Rs.)	Political Party (Rs.)	Any other association/ body of persons/ individual (Rs.)				
15	NITISH MISHRA	MADHUBANI	JHANJHARPUR	BJP	33,72,936	0	0	40,00,000 40 Lacs+	33,72,938 33 Lacs+	6,27,062 6 Lacs+	84%
16	SHREYASI SINGH	JAMUI	JAMUI	BJP	25,35,443	8,32,500	0	40,00,000 40 Lacs+	33,67,943 33 Lacs+	6,32,057 6 Lacs+	84%
17	PANKAJ KUMAR	SITAMARHI	RUNNISAIDPUR	JD(U)	26,91,503	4,67,793	1,99,946	40,00,000 40 Lacs+	33,59,183 33 Lacs+	6,40,817 6 Lacs+	84%
18	SHEELA KUMARI	MADHUBANI	PHULPARAS	JD(U)	33,57,011	0	0	40,00,000 40 Lacs+	33,57,011 33 Lacs+	6,42,989 6 Lacs+	84%
19	MANGAL PANDEY	SIWAN	SIWAN	BJP	33,51,002	0	0	40,00,000 40 Lacs+	33,51,002 33 Lacs+	6,48,998 6 Lacs+	84%
20	BHARAT BIND	KAIMUR (BHABUA)	BHABUA	BJP	31,72,431	1,77,000	0	40,00,000 40 Lacs+	33,49,431 33 Lacs+	6,50,569 6 Lacs+	84%
21	ANAND MISHRA	BUXAR	BUXAR	BJP	28,61,315	4,83,403	0	40,00,000 40 Lacs+	33,44,718 33 Lacs+	6,55,282 6 Lacs+	84%
22	SHWETA GUPTA	SHEOHAR	SHEOHAR	JD(U)	29,87,787	3,55,550	0	40,00,000 40 Lacs+	33,43,337 33 Lacs+	6,56,663 6 Lacs+	84%
23	VIJAY KUMAR CHOUDHARY	SAMASTIPUR	SARAIANJAN	JD(U)	31,34,293	0	2,00,332	40,00,000 40 Lacs+	**33,34,625 33 Lacs+	6,65,375 6 Lacs+	83%
24	RAJESH KUMAR MANDAL	DARBHANGA	DARBHANGA RURAL	JD(U)	2,54,443	30,70,800	0	40,00,000 40 Lacs+	33,25,243 33 Lacs+	6,74,757 6 Lacs+	83%
25	VIJAY KUMAR KHEMKA	PURNIA	PURNIA	BJP	29,50,002	1,77,000	1,92,610	40,00,000 40 Lacs+	33,19,612 33 Lacs+	6,80,388 6 Lacs+	83%
26	MANJEET KUMAR SINGH	GOPALGANJ	BARAULI	JD(U)	32,74,354	0	0	40,00,000 40 Lacs+	32,74,354 32 Lacs+	7,25,646 7 Lacs+	82%
27	SANJAY KUMAR PANDEY	PASCHIM CHAMPARAN	NARKATIAGANJ	BJP	26,85,868	5,86,171	0	40,00,000 40 Lacs+	32,72,039 32 Lacs+	7,27,961 7 Lacs+	82%
28	SANTOSH KUMAR NIRALA	BUXAR	RAJPUR (SC)	JD(U)	28,33,227	3,69,043	52,722	40,00,000 40 Lacs+	32,54,992 32 Lacs+	7,45,008 7 Lacs+	81%
29	ANIL SINGH	NAWADA	HISUA	BJP	32,41,752	0	0	40,00,000 40 Lacs+	**32,41,752 32 Lacs+	7,58,248 7 Lacs+	81%
30	SATISH KUMAR SAH	MADHUBANI	LAUKAHA	JD(U)	32,37,357	0	0	40,00,000 40 Lacs+	**32,37,357 32 Lacs+	7,62,643 7 Lacs+	81%

Data in this Kit is presented in good faith, with an intention to inform voters. MLAs' Election Expenditure affidavits from the CEO Website (<https://ceoelection.bihar.gov.in/index.html>) is the source of this analysis. Website:- [www.adrindia.org](http://www.adrindia.org), [www.myneta.info](http://www.myneta.info)

S.No.	Name	District	Constituency	Party	Expenditure incurred by MLA			Expense Limit (Rs.)	Total expenses incurred (Rs.)	Difference between Total Expense incurred and Expense Limit (Rs.)	% of limit reached
					MLA/ election agent (Rs.)	Political Party (Rs.)	Any other association/ body of persons/ individual (Rs.)				
31	DEVESH KANT SINGH	SIWAN	GORIAKOTHI	BJP	25,10,994	1,47,500	5,61,489	40,00,000 40 Lacs+	32,19,983 32 Lacs+	7,80,017 7 Lacs+	80%
32	RAHUL KUMAR SINGH	BUXAR	DUMRAON	JD(U)	18,67,401	8,54,519	4,91,591	40,00,000 40 Lacs+	32,13,571 32 Lacs+	7,86,429 7 Lacs+	80%
33	MANORMA DEVI	GAYA	BELAGANJ	JD(U)	1,01,447	31,06,200	0	40,00,000 40 Lacs+	32,07,647 32 Lacs+	7,92,353 7 Lacs+	80%
34	KUMAR PRANAY	MUNGER	MUNGER	BJP	28,00,100	4,02,925	0	40,00,000 40 Lacs+	32,03,025 32 Lacs+	7,96,975 7 Lacs+	80%
35	RAJU KUMAR SINGH	MUZAFFARPUR	SAHEBGANJ	BJP	31,84,640	0	0	40,00,000 40 Lacs+	**31,84,640 31 Lacs+	8,15,360 8 Lacs+	80%
36	BHISM PRATAP SINGH	SIWAN	ZIRADEI	JD(U)	29,90,048	1,58,010	0	40,00,000 40 Lacs+	31,48,058 31 Lacs+	8,51,942 8 Lacs+	79%
37	KRISHNA KUMAR RISHI	PURNIA	BANMANKHI (SC)	BJP	25,97,388	5,50,667	0	40,00,000 40 Lacs+	31,48,055 31 Lacs+	8,51,945 8 Lacs+	79%
38	NISHA SINGH	KATIHAR	PRANPUR	BJP	27,72,145	3,69,610	0	40,00,000 40 Lacs+	31,41,755 31 Lacs+	8,58,245 8 Lacs+	79%
39	MADAN SAHNI	DARBHANGA	BAHADURPUR	JD(U)	28,36,451	70,000	2,30,392	40,00,000 40 Lacs+	31,36,843 31 Lacs+	8,63,157 8 Lacs+	78%
40	AMRENDRA KUMAR PANDEY	GOPALGANJ	KUCHAIKOTE	JD(U)	31,29,756	0	0	40,00,000 40 Lacs+	31,29,756 31 Lacs+	8,70,244 8 Lacs+	78%
41	KUMAR SHAILENDRA	BHAGALPUR	BIHPUR	BJP	10,000	31,19,279	0	40,00,000 40 Lacs+	31,29,279 31 Lacs+	8,70,721 8 Lacs+	78%
42	VISHAL KUMAR	PURVI CHAMPARAN	NARKATIA	JD(U)	29,76,781	1,47,500	0	40,00,000 40 Lacs+	31,24,282 31 Lacs+	8,75,718 8 Lacs+	78%
43	RAM CHANDRA SADA	KHAGARIA	ALAUJI (SC)	JD(U)	31,14,981	0	0	40,00,000 40 Lacs+	**31,14,981 31 Lacs+	8,85,019 8 Lacs+	78%
44	RAM SINGH	PASCHIM CHAMPARAN	BAGAHA	BJP	25,71,049	5,27,171	0	40,00,000 40 Lacs+	30,98,221 30 Lacs+	9,01,779 9 Lacs+	77%
45	TEJASHWI PRASAD YADAV	VAISHALI	RAGHOPUR	RJD	30,92,285	0	0	40,00,000 40 Lacs+	30,92,285 30 Lacs+	9,07,715 9 Lacs+	77%
46	MITHILESH TIWARI	GOPALGANJ	BAIKUNTHPUR	BJP	27,71,919	3,09,000	0	40,00,000 40 Lacs+	30,80,919 30 Lacs+	9,19,081 9 Lacs+	77%

Data in this Kit is presented in good faith, with an intention to inform voters. MLAs' Election Expenditure affidavits from the CEO Website (<https://ceoelection.bihar.gov.in/index.html>) is the source of this analysis. Website:- [www.adrindia.org](http://www.adrindia.org), [www.myneta.info](http://www.myneta.info)

S.No.	Name	District	Constituency	Party	Expenditure incurred by MLA			Expense Limit (Rs.)	Total expenses incurred (Rs.)	Difference between Total Expense incurred and Expense Limit (Rs.)	% of limit reached
					MLA/ election agent (Rs.)	Political Party (Rs.)	Any other association/ body of persons/ individual (Rs.)				
47	UMESH SINGH KUSHWAHA	VAISHALI	MAHNAR	JD(U)	23,10,337	7,66,010	0	40,00,000 40 Lacs+	30,76,347 30 Lacs+	9,23,653 9 Lacs+	77%
48	KARNJEET SINGH ALIAS VYAS SINGH	SIWAN	DARAUNDA	BJP	30,71,685	0	0	40,00,000 40 Lacs+	**30,71,685 30 Lacs+	9,28,315 9 Lacs+	77%
49	BIJENDRA PRASAD YADAV	SUPAUL	SUPAUL	JD(U)	30,60,754	0	0	40,00,000 40 Lacs+	30,60,754 30 Lacs+	9,39,246 9 Lacs+	77%
50	KOMAL SINGH	MUZAFFARPUR	GAIGHAT	JD(U)	30,52,716	0	0	40,00,000 40 Lacs+	30,52,716 30 Lacs+	9,47,284 9 Lacs+	76%
51	SIDDHARTH PATEL	VAISHALI	VAISHALI	JD(U)	30,40,960	0	0	40,00,000 40 Lacs+	30,40,960 30 Lacs+	9,59,040 9 Lacs+	76%
52	BIJAY SINGH	KATIHAR	BARARI	JD(U)	30,31,589	0	0	40,00,000 40 Lacs+	30,31,589 30 Lacs+	9,68,411 9 Lacs+	76%
53	JANAK SINGH	SARAN	TARAIYA	BJP	26,28,196	3,94,500	0	40,00,000 40 Lacs+	**30,22,696 30 Lacs+	9,77,304 9 Lacs+	76%
54	RAMBILASH KAMAT	SUPAUL	PIPRA	JD(U)	30,17,998	0	0	40,00,000 40 Lacs+	30,17,998 30 Lacs+	9,82,002 9 Lacs+	75%
55	INDRADEV SINGH	SIWAN	BARHARIA	JD(U)	30,09,085	0	0	40,00,000 40 Lacs+	30,09,085 30 Lacs+	9,90,915 9 Lacs+	75%
56	NAND KISHOR RAM	PASCHIM CHAMPARAN	RAMNAGAR (SC)	BJP	24,80,150	5,27,171	0	40,00,000 40 Lacs+	30,07,321 30 Lacs+	9,92,679 9 Lacs+	75%
57	SHAILESH KUMAR ALIAS BULO MANDAL	BHAGALPUR	GOPALPUR	JD(U)	22,76,546	0	7,26,207	40,00,000 40 Lacs+	30,02,753 30 Lacs+	9,97,247 9 Lacs+	75%
58	GOPAL KUMAR AGARWAL	KISHANGANJ	THAKURGANJ	JD(U)	29,82,927	0	0	40,00,000 40 Lacs+	**29,82,927 29 Lacs+	10,17,073 10 Lacs+	75%
59	AJIT KUMAR	MUZAFFARPUR	KANTI	JD(U)	10,000	29,62,890	0	40,00,000 40 Lacs+	29,72,890 29 Lacs+	10,27,110 10 Lacs+	74%
60	VIMAL RAJBANSHI	NAWADA	RAJAULI (SC)	Lok Janshakti Party (Ram Vilas)	29,71,545	0	0	40,00,000 40 Lacs+	**29,71,545 29 Lacs+	10,28,455 10 Lacs+	74%
61	NARAYAN PRASAD	PASCHIM CHAMPARAN	NAUTAN	BJP	24,44,136	5,27,171	0	40,00,000 40 Lacs+	29,71,307 29 Lacs+	10,28,693 10 Lacs+	74%
62	SACHINDRA PRASAD SINGH	PURVI CHAMPARAN	KALYANPUR	BJP	27,36,359	2,06,500	0	40,00,000 40 Lacs+	29,42,859 29 Lacs+	10,57,141 10 Lacs+	74%

Data in this Kit is presented in good faith, with an intention to inform voters. MLAs' Election Expenditure affidavits from the CEO Website (<https://ceoelection.bihar.gov.in/index.html>) is the source of this analysis. Website:- [www.adrindia.org](http://www.adrindia.org), [www.myneta.info](http://www.myneta.info)

S.No.	Name	District	Constituency	Party	Expenditure incurred by MLA			Expense Limit (Rs.)	Total expenses incurred (Rs.)	Difference between Total Expense incurred and Expense Limit (Rs.)	% of limit reached
					MLA/ election agent (Rs.)	Political Party (Rs.)	Any other association/ body of persons/ individual (Rs.)				
63	KRISHAN KUMAR MANTOO	SARAN	AMNOUR	BJP	24,15,505	5,21,166	0	40,00,000 40 Lacs+	29,36,671 29 Lacs+	10,63,329 10 Lacs+	73%
64	ATIREK KUMAR	DARBHANGA	KUSHESHWAR ASTHAN (SC)	JD(U)	29,19,644	0	0	40,00,000 40 Lacs+	**29,19,644 29 Lacs+	10,80,356 10 Lacs+	73%
65	RANA RANDHIR	PURVI CHAMPARAN	MADHUBAN	BJP	25,33,749	3,83,500	0	40,00,000 40 Lacs+	**29,17,249 29 Lacs+	10,82,751 10 Lacs+	73%
66	TARKISHORE PRASAD	KATIHAR	KATIHAR	BJP	27,29,756	1,77,000	0	40,00,000 40 Lacs+	29,06,756 29 Lacs+	10,93,244 10 Lacs+	73%
67	RANJAN KUMAR	MUZAFFARPUR	MUZAFFARPUR	BJP	27,05,434	2,00,982	0	40,00,000 40 Lacs+	29,06,416 29 Lacs+	10,93,584 10 Lacs+	73%
68	SANJAY KUMAR	PATNA	KUMHRAR	BJP	27,17,618	1,77,000	0	40,00,000 40 Lacs+	28,94,618 28 Lacs+	11,05,382 11 Lacs+	72%
69	SHUBHANAND MUKESH	BHAGALPUR	KAHALGAON	JD(U)	20,47,171	8,43,610	0	40,00,000 40 Lacs+	28,90,781 28 Lacs+	11,09,219 11 Lacs+	72%
70	LESHI SINGH	PURNIA	DHAMDAHA	JD(U)	28,85,859	0	0	40,00,000 40 Lacs+	28,85,858 28 Lacs+	11,14,142 11 Lacs+	72%
71	VISHAL PRASHANT	BHOJPUR	TARARI	BJP	28,69,700	0	0	40,00,000 40 Lacs+	28,69,700 28 Lacs+	11,30,300 11 Lacs+	72%
72	CHHOTI KUMARI	SARAN	CHAPRA	BJP	27,14,248	1,47,500	0	40,00,000 40 Lacs+	28,61,748 28 Lacs+	11,38,252 11 Lacs+	72%
73	VIJAY KUMAR MANDAL	ARARIA	SIKTI	BJP	28,46,210	0	0	40,00,000 40 Lacs+	28,46,210 28 Lacs+	11,53,790 11 Lacs+	71%
74	ANIL KUMAR	SITAMARHI	BATHNAHA (SC)	BJP	28,40,869	0	0	40,00,000 40 Lacs+	28,40,869 28 Lacs+	11,59,131 11 Lacs+	71%
75	SUNIL KUMAR	GOPALGANJ	BHORE (SC)	JD(U)	28,34,649	0	0	40,00,000 40 Lacs+	28,34,649 28 Lacs+	11,65,351 11 Lacs+	71%
76	SANJIV CHAURASIA	PATNA	DIGHA	BJP	26,42,796	1,77,000	0	40,00,000 40 Lacs+	28,19,796 28 Lacs+	11,80,204 11 Lacs+	70%
77	VINOD NARAYAN JHA	MADHUBANI	BENIPATTI	BJP	26,41,488	1,77,000	0	40,00,000 40 Lacs+	28,18,488 28 Lacs+	11,81,512 11 Lacs+	70%
78	KAVITA DEVI	KATIHAR	KORHA (SC)	BJP	24,41,824	3,69,610	0	40,00,000 40 Lacs+	28,11,434 28 Lacs+	11,88,566 11 Lacs+	70%

Data in this Kit is presented in good faith, with an intention to inform voters. MLAs' Election Expenditure affidavits from the CEO Website (<https://ceoelection.bihar.gov.in/index.html>) is the source of this analysis. Website:- [www.adrindia.org](http://www.adrindia.org), [www.myneta.info](http://www.myneta.info)

S.No.	Name	District	Constituency	Party	Expenditure incurred by MLA			Expense Limit (Rs.)	Total expenses incurred (Rs.)	Difference between Total Expense incurred and Expense Limit (Rs.)	% of limit reached
					MLA/ election agent (Rs.)	Political Party (Rs.)	Any other association/ body of persons/ individual (Rs.)				
79	SUJIT KUMAR	DARBHANGA	GAURA BAURAM	BJP	25,10,492	70,800	2,29,592	40,00,000 40 Lacs+	28,10,884 28 Lacs+	11,89,116 11 Lacs+	70%
80	BAIDYANATH PRASAD	SITAMARHI	RIGA	BJP	25,06,759	2,95,000	0	40,00,000 40 Lacs+	28,01,760 28 Lacs+	11,98,240 11 Lacs+	70%
81	AJAY KUMAR	MUZAFFARPUR	MINAPUR	JD(U)	27,97,257	0	0	40,00,000 40 Lacs+	**27,97,257 27 Lacs+	12,02,743 12 Lacs+	70%
82	SANJAY KUMAR SINGH	SAHARSA	SIMRI BAKHTIARPUR	Lok Janshakti Party (Ram Vilas)	25,91,729	0	1,99,538	40,00,000 40 Lacs+	**27,91,267 27 Lacs+	12,08,733 12 Lacs+	70%
83	VINAY BIHARI	PASCHIM CHAMPARAN	LAURIYA	BJP	27,72,640	0	0	40,00,000 40 Lacs+	27,72,640 27 Lacs+	12,27,360 12 Lacs+	69%
84	MAHESHWAR HAZARI	SAMASTIPUR	KALYANPUR (SC)	JD(U)	25,34,117	2,34,572	0	40,00,000 40 Lacs+	27,68,689 27 Lacs+	12,31,311 12 Lacs+	69%
85	NIRAJ KUMAR SINGH	SUPAUL	CHHATAPUR	BJP	27,34,540	0	19,000	40,00,000 40 Lacs+	27,53,540 27 Lacs+	12,46,460 12 Lacs+	69%
86	HEM NARAYAN SAH	SIWAN	MAHARAJGANJ	JD(U)	27,50,826	0	0	40,00,000 40 Lacs+	27,50,826 27 Lacs+	12,49,174 12 Lacs+	69%
87	RAMESHWAR KUMAR MEHTO	SITAMARHI	BAJPATTI	Rashtriya Lok Morcha	27,42,365	0	0	40,00,000 40 Lacs+	27,42,365 27 Lacs+	12,57,635 12 Lacs+	69%
88	MAHENDRA RAM	VAISHALI	RAJA PAKAR (SC)	JD(U)	27,35,880	0	0	40,00,000 40 Lacs+	27,35,880 27 Lacs+	12,64,120 12 Lacs+	68%
89	DR. SUNIL KUMAR	NALANDA	BIHARSHARIF	BJP	25,29,856	1,97,228	0	40,00,000 40 Lacs+	27,27,085 27 Lacs+	12,72,915 12 Lacs+	68%
90	PRAMOD KUMAR SINHA	PURVI CHAMPARAN	RAXAUL	BJP	25,78,185	1,47,500	0	40,00,000 40 Lacs+	27,25,685 27 Lacs+	12,74,315 12 Lacs+	68%
91	AWADHESH SINGH	VAISHALI	HAJIPUR	BJP	27,21,025	0	0	40,00,000 40 Lacs+	**27,21,025 27 Lacs+	12,78,975 12 Lacs+	68%
92	SHRAWON KUMAR	NALANDA	NALANDA	JD(U)	11,400	27,08,330	0	40,00,000 40 Lacs+	27,19,730 27 Lacs+	12,80,270 12 Lacs+	68%
93	RAJESH KUMAR SINGH	SAMASTIPUR	MOHIUDDINNAGAR	BJP	27,18,791	0	0	40,00,000 40 Lacs+	27,18,791 27 Lacs+	12,81,209 12 Lacs+	68%
94	SHYAM BABU PRASAD YADAV	PURVI CHAMPARAN	PIPRA	BJP	25,23,727	1,92,618	0	40,00,000 40 Lacs+	27,16,346 27 Lacs+	12,83,654 12 Lacs+	68%

Data in this Kit is presented in good faith, with an intention to inform voters. MLAs' Election Expenditure affidavits from the CEO Website (<https://ceoelection.bihar.gov.in/index.html>) is the source of this analysis. Website:- [www.adrindia.org](http://www.adrindia.org), [www.myneta.info](http://www.myneta.info)

S.No.	Name	District	Constituency	Party	Expenditure incurred by MLA			Expense Limit (Rs.)	Total expenses incurred (Rs.)	Difference between Total Expense incurred and Expense Limit (Rs.)	% of limit reached
					MLA/ election agent (Rs.)	Political Party (Rs.)	Any other association/ body of persons/ individual (Rs.)				
95	RAM CHANDRA PRASAD	DARBHANGA	HAYAGHAT	BJP	25,96,786	1,19,203	0	40,00,000 40 Lacs+	27,15,989 27 Lacs+	12,84,011 12 Lacs+	68%
96	KALADHAR PRASAD MANDAL	PURNIA	RUPAULI	JD(U)	27,14,491	0	0	40,00,000 40 Lacs+	27,14,491 27 Lacs+	12,85,509 12 Lacs+	68%
97	RAM KRIPAL YADAV	PATNA	DANAPUR	BJP	35,908	26,77,100	0	40,00,000 40 Lacs+	27,13,008 27 Lacs+	12,86,992 12 Lacs+	68%
98	VINAY KUMAR SINGH	SARAN	SONEPUR	BJP	25,64,771	1,47,500	0	40,00,000 40 Lacs+	**27,12,271 27 Lacs+	12,87,729 12 Lacs+	68%
99	PRAMOD KUMAR	PURVI CHAMPARAN	MOTIHARI	BJP	25,33,375	1,77,000	0	40,00,000 40 Lacs+	27,10,375 27 Lacs+	12,89,625 12 Lacs+	68%
100	SAMRAT CHOUDHARY	MUNGER	TARAPUR	BJP	27,07,246	0	0	40,00,000 40 Lacs+	27,07,246 27 Lacs+	12,92,754 12 Lacs+	68%
101	JITENDRA KUMAR	NALANDA	ASTHAWAN	JD(U)	10,000	26,97,114	0	40,00,000 40 Lacs+	27,07,114 27 Lacs+	12,92,886 12 Lacs+	68%
102	LAL BABU PRASAD GUPTA	PURVI CHAMPARAN	CHIRAIYA	BJP	26,99,165	0	0	40,00,000 40 Lacs+	26,99,165 26 Lacs+	13,00,835 13 Lacs+	67%
103	SANGITA KUMARI	KAIMUR (BHABUA)	MOHANIA (SC)	BJP	24,97,331	1,77,000	0	40,00,000 40 Lacs+	26,74,331 26 Lacs+	13,25,669 13 Lacs+	67%
104	KRISHNANANDAN PASWAN	PURVI CHAMPARAN	HARSIDHI (SC)	BJP	25,10,013	1,47,500	0	40,00,000 40 Lacs+	26,57,513 26 Lacs+	13,42,487 13 Lacs+	66%
105	AMIT KUMAR	SITAMARHI	BELSAND	Lok Janshakti Party (Ram Vilas)	21,07,361	5,40,193	0	40,00,000 40 Lacs+	26,47,554 26 Lacs+	13,52,446 13 Lacs+	66%
106	JIBESH KUMAR	DARBHANGA	JALE	BJP	26,40,521	0	0	40,00,000 40 Lacs+	26,40,521 26 Lacs+	13,59,479 13 Lacs+	66%
107	MOHAMMAD MURSHID ALAM	ARARIA	JOKIHAT	All India Majlis-E-Ittehadul Muslimeen	26,36,820	0	0	40,00,000 40 Lacs+	26,36,820 26 Lacs+	13,63,180 13 Lacs+	66%
108	RAKESH RANJAN	BHOJPUR	SHAHPUR	BJP	24,12,705	2,18,300	0	40,00,000 40 Lacs+	26,31,005 26 Lacs+	13,68,995 13 Lacs+	66%
109	PRAMOD KUMAR SINGH	AURANGABAD	RAFIGANJ	JD(U)	26,25,057	0	0	40,00,000 40 Lacs+	26,25,057 26 Lacs+	13,74,943 13 Lacs+	66%

Data in this Kit is presented in good faith, with an intention to inform voters. MLAs' Election Expenditure affidavits from the CEO Website (<https://ceoelection.bihar.gov.in/index.html>) is the source of this analysis. Website:- [www.adrindia.org](http://www.adrindia.org), [www.myneta.info](http://www.myneta.info)



S.No.	Name	District	Constituency	Party	Expenditure incurred by MLA			Expense Limit (Rs.)	Total expenses incurred (Rs.)	Difference between Total Expense incurred and Expense Limit (Rs.)	% of limit reached
					MLA/ election agent (Rs.)	Political Party (Rs.)	Any other association/ body of persons/ individual (Rs.)				
110	RAM NARAYAN MANDAL	BANKA	BANKA	BJP	19,24,343	6,95,095	0	40,00,000 40 Lacs+	26,19,438 26 Lacs+	13,80,562 13 Lacs+	65%
111	RAGHVENDRA PRATAP SINGH	BHOJPUR	BARHARA	BJP	26,18,543	0	0	40,00,000 40 Lacs+	26,18,543 26 Lacs+	13,81,457 13 Lacs+	65%
112	RITURAJ KUMAR	JAHANABAD	GHOSI	JD(U)	26,07,118	0	0	40,00,000 40 Lacs+	26,07,119 26 Lacs+	13,92,881 13 Lacs+	65%
113	RENU DEVI	PASCHIM CHAMPARAN	BETTIAH	BJP	26,05,264	5,27,171	0	40,00,000 40 Lacs+	26,05,264 26 Lacs+	13,94,736 13 Lacs+	65%
114	MAITHILI THAKUR	DARBHANGA	ALINAGAR	BJP	25,05,616	70,800	0	40,00,000 40 Lacs+	25,76,416 25 Lacs+	14,23,584 14 Lacs+	64%
115	KEDAR PRASAD GUPTA	MUZAFFARPUR	KURHANI	BJP	23,67,443	2,00,982	0	40,00,000 40 Lacs+	25,68,425 25 Lacs+	14,31,575 14 Lacs+	64%
116	SIYARAM SINGH	PATNA	BARH	BJP	25,65,778	0	0	40,00,000 40 Lacs+	25,65,780 25 Lacs+	14,34,220 14 Lacs+	64%
117	ARUN KUMAR SINGH	MUZAFFARPUR	BARURAJ	BJP	25,64,792	0	0	40,00,000 40 Lacs+	**25,64,792 25 Lacs+	14,35,208 14 Lacs+	64%
118	GAYETRI DEVI	SITAMARHI	PARIHAR	BJP	25,61,523	0	0	40,00,000 40 Lacs+	**25,61,523 25 Lacs+	14,38,477 14 Lacs+	64%
119	SURENDRA MEHTA	BEGUSARAI	BACHHWARA	BJP	25,54,889	0	0	40,00,000 40 Lacs+	25,54,889 25 Lacs+	14,45,111 14 Lacs+	64%
120	DEEPA KUMARI	GAYA	IMAMGANJ (SC)	Hindustani Awam Morcha (Secular)	25,47,592	0	0	40,00,000 40 Lacs+	**25,47,592 25 Lacs+	14,52,408 14 Lacs+	64%
121	MURARI MOHAN JHA	DARBHANGA	KEOTI	BJP	23,07,457	2,37,203	0	40,00,000 40 Lacs+	25,44,660 25 Lacs+	14,55,340 14 Lacs+	64%
122	SANJAY KUMAR SINGH	VAISHALI	LALGANJ	BJP	25,43,653	0	0	40,00,000 40 Lacs+	25,43,653 25 Lacs+	14,56,347 14 Lacs+	64%
123	MINA KUMARI	MADHUBANI	BABUBARHI	JD(U)	25,43,263	0	0	40,00,000 40 Lacs+	25,43,263 25 Lacs+	14,56,737 14 Lacs+	64%
124	TRIVIKRAM NARAYAN SINGH	AURANGABAD	AURANGABAD	BJP	25,39,843	0	0	40,00,000 40 Lacs+	25,39,843 25 Lacs+	14,60,157 14 Lacs+	63%

Data in this Kit is presented in good faith, with an intention to inform voters. MLAs' Election Expenditure affidavits from the CEO Website (<https://ceoelection.bihar.gov.in/index.html>) is the source of this analysis. Website:- [www.adrindia.org](http://www.adrindia.org), [www.myneta.info](http://www.myneta.info)



S.No.	Name	District	Constituency	Party	Expenditure incurred by MLA			Expense Limit (Rs.)	Total expenses incurred (Rs.)	Difference between Total Expense incurred and Expense Limit (Rs.)	% of limit reached
					MLA/ election agent (Rs.)	Political Party (Rs.)	Any other association/ body of persons/ individual (Rs.)				
125	MANOJ KUMAR	ARWAL	ARWAL	BJP	38,873	25,00,000	0	40,00,000 40 Lacs+	25,38,873 25 Lacs+	14,61,127 14 Lacs+	63%
126	DAMODAR RAWAT	JAMUI	JHAJHA	JD(U)	22,01,656	3,31,000	0	40,00,000 40 Lacs+	25,32,656 25 Lacs+	14,67,344 14 Lacs+	63%
127	SUNIL KUMAR PINTU	SITAMARHI	SITAMARHI	BJP	25,21,868	0	0	40,00,000 40 Lacs+	**25,21,868 25 Lacs+	14,78,132 14 Lacs+	63%
128	SIDDHARTH SAURAV	PATNA	BIKRAM	BJP	25,18,398	0	0	40,00,000 40 Lacs+	25,18,398 25 Lacs+	14,81,602 14 Lacs+	63%
129	SUJEET KUMAR	MADHUBANI	RAJNAGAR (SC)	BJP	25,15,622	0	0	40,00,000 40 Lacs+	25,15,622 25 Lacs+	14,84,378 14 Lacs+	63%
130	FAISAL RAHMAN	PURVI CHAMPARAN	DHAKA	RJD	9,50,218	5,36,727	10,28,100	40,00,000 40 Lacs+	25,15,045 25 Lacs+	14,84,955 14 Lacs+	63%
131	BINAY KUMAR CHOUDHARY	DARBHANGA	BENIPUR	JD(U)	25,14,882	0	0	40,00,000 40 Lacs+	**25,14,882 25 Lacs+	14,85,118 14 Lacs+	63%
132	SANJAY SARAOGI	DARBHANGA	DARBHANGA	BJP	25,14,145	0	0	40,00,000 40 Lacs+	**25,14,145 25 Lacs+	14,85,855 14 Lacs+	63%
133	RAJEEV RANJAN SINGH	ROHTAS	DEHRI	Lok Janshakti Party (Ram Vilas)	24,95,709	0	0	40,00,000 40 Lacs+	24,95,709 24 Lacs+	15,04,291 15 Lacs+	62%
134	RAHUL KUMAR	JAHANABAD	JEHANABAD	RJD	23,51,355	1,43,605	0	40,00,000 40 Lacs+	24,94,960 24 Lacs+	15,05,040 15 Lacs+	62%
135	PREM KUMAR	GAYA	GAYA TOWN	BJP	24,92,041	0	0	40,00,000 40 Lacs+	24,92,041 24 Lacs+	15,07,959 15 Lacs+	62%
136	DR. KUMAR PUSPANJAY	SHEIKHPURA	BARBIGHA	JD(U)	7,59,091	17,25,747	0	40,00,000 40 Lacs+	24,84,838 24 Lacs+	15,15,162 15 Lacs+	62%
137	DR. RAMANAND YADAV	PATNA	FATUHA	RJD	21,00,629	3,54,819	0	40,00,000 40 Lacs+	24,55,448 24 Lacs+	15,44,552 15 Lacs+	61%
138	UPENDRA PRASAD	GAYA	GURUA	BJP	10,000	24,34,091	0	40,00,000 40 Lacs+	24,44,091 24 Lacs+	15,55,909 15 Lacs+	61%
139	ROHIT PANDEY	BHAGALPUR	BHAGALPUR	BJP	15,99,960	8,33,776	0	40,00,000 40 Lacs+	**24,33,736 24 Lacs+	15,66,264 15 Lacs+	61%
140	KEDAR NATH SINGH	SARAN	BANIAPUR	BJP	22,78,240	1,47,500	0	40,00,000 40 Lacs+	24,25,740 24 Lacs+	15,74,260 15 Lacs+	61%

Data in this Kit is presented in good faith, with an intention to inform voters. MLAs' Election Expenditure affidavits from the CEO Website (<https://ceoelection.bihar.gov.in/index.html>) is the source of this analysis. Website:- [www.adrindia.org](http://www.adrindia.org), [www.myneta.info](http://www.myneta.info)

S.No.	Name	District	Constituency	Party	Expenditure incurred by MLA			Expense Limit (Rs.)	Total expenses incurred (Rs.)	Difference between Total Expense incurred and Expense Limit (Rs.)	% of limit reached
					MLA/ election agent (Rs.)	Political Party (Rs.)	Any other association/ body of persons/ individual (Rs.)				
141	SUBHASH SINGH	GOPALGANJ	GOPALGANJ	BJP	23,48,848	59,000	0	40,00,000 40 Lacs+	24,07,848 24 Lacs+	15,92,152 15 Lacs+	60%
142	KARISHMA	SARAN	PARSA	RJD	24,05,311	0	0	40,00,000 40 Lacs+	24,05,311 24 Lacs+	15,94,689 15 Lacs+	60%
143	MANISH KUMAR	BANKA	DHORAIYA (SC)	JD(U)	16,87,514	6,95,095	0	40,00,000 40 Lacs+	23,82,609 23 Lacs+	16,17,391 16 Lacs+	60%
144	DULAL CHANDRA GOSWAMI	KATIHAR	KADWA	JD(U)	16,29,704	6,94,110	56,650	40,00,000 40 Lacs+	23,80,464 23 Lacs+	16,19,536 16 Lacs+	60%
145	INDRAJEET PRASAD GUPTA	SAHARSA	SAHARSA	Indian Inclusive Party	19,47,399	4,26,725	0	40,00,000 40 Lacs+	23,74,125 23 Lacs+	16,25,875 16 Lacs+	59%
146	ASIF AHMAD	MADHUBANI	BISFI	RJD	23,63,582	0	0	40,00,000 40 Lacs+	**23,63,582 23 Lacs+	16,36,418 16 Lacs+	59%
147	MITHUN KUMAR	BHAGALPUR	NATHNAGAR	Lok Janshakti Party (Ram Vilas)	16,31,932	7,13,594	5,000	40,00,000 40 Lacs+	23,50,527 23 Lacs+	16,49,473 16 Lacs+	59%
148	PAPPU KUMAR VERMA	ARWAL	KURTHA	JD(U)	0	23,40,795	0	40,00,000 40 Lacs+	23,40,795 23 Lacs+	16,59,205 16 Lacs+	59%
149	RATNESH SADA	SAHARSA	SONBARSHA (SC)	JD(U)	21,11,749	2,18,167	0	40,00,000 40 Lacs+	23,29,916 23 Lacs+	16,70,084 16 Lacs+	58%
150	RAMA NISHAD	MUZAFFARPUR	AURAI	BJP	19,60,574	3,60,440	0	40,00,000 40 Lacs+	23,21,014 23 Lacs+	16,78,986 16 Lacs+	58%
151	MD. ZAMA KHAN	KAIMUR (BHABUA)	CHAINPUR	JD(U)	21,02,498	1,91,600	0	40,00,000 40 Lacs+	22,94,098 22 Lacs+	17,05,902 17 Lacs+	57%
152	RANDHIR KUMAR SONI	SHEIKHPURA	SHEIKHPURA	JD(U)	34,440	22,43,168	0	40,00,000 40 Lacs+	22,77,608 22 Lacs+	17,22,392 17 Lacs+	57%
153	SONAM RANI	SUPAUL	TRIVENIGANJ (SC)	JD(U)	22,56,987	0	0	40,00,000 40 Lacs+	**22,56,987 22 Lacs+	17,43,013 17 Lacs+	56%
154	NAGENDRA CHANDRAVANSHI	ROHTAS	NOKHA	JD(U)	22,49,621	0	0	40,00,000 40 Lacs+	22,49,621 22 Lacs+	17,50,379 17 Lacs+	56%
155	ADITYA KUMAR	MUZAFFARPUR	SAKRA (SC)	JD(U)	22,37,857	0	0	40,00,000 40 Lacs+	**22,37,857 22 Lacs+	17,62,143 17 Lacs+	56%

Data in this Kit is presented in good faith, with an intention to inform voters. MLAs' Election Expenditure affidavits from the CEO Website (<https://ceoelection.bihar.gov.in/index.html>) is the source of this analysis. Website:- [www.adrindia.org](http://www.adrindia.org), [www.myneta.info](http://www.myneta.info)

S.No.	Name	District	Constituency	Party	Expenditure incurred by MLA			Expense Limit (Rs.)	Total expenses incurred (Rs.)	Difference between Total Expense incurred and Expense Limit (Rs.)	% of limit reached
					MLA/ election agent (Rs.)	Political Party (Rs.)	Any other association/ body of persons/ individual (Rs.)				
156	BIRENDRA KUMAR	SAMASTIPUR	ROSERA (SC)	BJP	19,59,475	2,71,466	0	40,00,000 40 Lacs+	22,30,941 22 Lacs+	17,69,059 17 Lacs+	56%
157	AKHTARUL IMAN	PURNIA	AMOUR	All India Majlis-E-Ittehadul Muslimeen	21,99,680	0	0	40,00,000 40 Lacs+	21,99,680 21 Lacs+	18,00,320 18 Lacs+	55%
158	KUNDAN KUMAR	BEGUSARAI	BEGUSARAI	BJP	19,65,524	2,21,428	0	40,00,000 40 Lacs+	21,86,954 21 Lacs+	18,13,046 18 Lacs+	55%
159	ROMIT KUMAR	GAYA	ATRI	Hindustani Awam Morcha (Secular)	21,52,155	0	0	40,00,000 40 Lacs+	21,52,155 21 Lacs+	18,47,845 18 Lacs+	54%
160	PURAN LAL TUDU	BANKA	KATORIA (ST)	BJP	14,53,974	6,95,094	0	40,00,000 40 Lacs+	21,49,068 21 Lacs+	18,50,932 18 Lacs+	54%
161	ARUN SINGH (VILL-AJNAP TOLA)	ROHTAS	KARAKAT	CPI(ML)(L)	19,58,087	1,31,750	56,850	40,00,000 40 Lacs+	21,46,687 21 Lacs+	18,53,313 18 Lacs+	54%
162	AJAY KUMAR	SAMASTIPUR	BIBHUTIPUR	CPI(M)	21,39,507	0	0	40,00,000 40 Lacs+	21,39,507 21 Lacs+	18,60,493 18 Lacs+	53%
163	HARI NARAYAN SINGH	NALANDA	HARNAUT	JD(U)	19,40,591	1,88,800	0	40,00,000 40 Lacs+	21,29,391 21 Lacs+	18,70,609 18 Lacs+	53%
164	VIJAY KUMAR SINHA	LAKHISARAI	LAKHISARAI	BJP	10,51,000	9,87,961	51,000	40,00,000 40 Lacs+	20,89,961 20 Lacs+	19,10,039 19 Lacs+	52%
165	RAMESH RISHI	MADHEPURA	SINGHESHWAR (SC)	JD(U)	0	20,72,261	0	40,00,000 40 Lacs+	20,72,261 20 Lacs+	19,27,739 19 Lacs+	52%
166	SRIBHAGWAN SINGH KUSHWAHA	BHOJPUR	JAGDISHPUR	JD(U)	20,39,521	0	0	40,00,000 40 Lacs+	20,39,521 20 Lacs+	19,60,479 19 Lacs+	51%
167	RANDHIR KUMAR SINGH	SARAN	MANJHI	JD(U)	18,85,504	1,47,500	0	40,00,000 40 Lacs+	20,33,004 20 Lacs+	19,66,996 19 Lacs+	51%
168	MURARI PRASAD GAUTAM	ROHTAS	CHENARI (SC)	Lok Janshakti Party (Ram Vilas)	20,28,979	0	0	40,00,000 40 Lacs+	20,28,979 20 Lacs+	19,71,021 19 Lacs+	51%

Data in this Kit is presented in good faith, with an intention to inform voters. MLAs' Election Expenditure affidavits from the CEO Website (<https://ceoelection.bihar.gov.in/index.html>) is the source of this analysis. Website:- [www.adrindia.org](http://www.adrindia.org), [www.myneta.info](http://www.myneta.info)

S.No.	Name	District	Constituency	Party	Expenditure incurred by MLA			Expense Limit (Rs.)	Total expenses incurred (Rs.)	Difference between Total Expense incurred and Expense Limit (Rs.)	% of limit reached
					MLA/ election agent (Rs.)	Political Party (Rs.)	Any other association/ body of persons/ individual (Rs.)				
169	SANJAY KUMAR SINGH	VAISHALI	MAHUA	Lok Janshakti Party (Ram Vilas)	19,89,555	0	0	40,00,000 40 Lacs+	19,89,555 19 Lacs+	20,10,445 20 Lacs+	50%
170	MANORANJAN SINGH	SARAN	EKMA	JD(U)	9,17,907	1,47,500	0	40,00,000 40 Lacs+	19,80,088 19 Lacs+	20,19,912 20 Lacs+	50%
171	SHYAM RAJAK	PATNA	PHULWARI (SC)	JD(U)	19,79,433	0	0	40,00,000 40 Lacs+	19,79,433 19 Lacs+	20,20,567 20 Lacs+	49%
172	RAJU TIWARI	PURVI CHAMPARAN	GOVINDGANJ	Lok Janshakti Party (Ram Vilas)	19,75,873	0	0	40,00,000 40 Lacs+	19,75,473 19 Lacs+	20,24,527 20 Lacs+	49%
173	BINITA MEHTA	NAWADA	GOBINDPUR	Lok Janshakti Party (Ram Vilas)	19,75,253	0	0	40,00,000 40 Lacs+	**19,75,253 19 Lacs+	20,24,747 20 Lacs+	49%
174	LAKHENDRA KUMAR RAUSHAN	VAISHALI	PATEPUR (SC)	BJP	19,71,520	0	0	40,00,000 40 Lacs+	19,71,520 19 Lacs+	20,28,480 20 Lacs+	49%
175	ALOK KUMAR SINGH	ROHTAS	DINARA	Rashtriya Lok Morcha	19,70,340	0	0	40,00,000 40 Lacs+	19,70,340 19 Lacs+	20,29,660 20 Lacs+	49%
176	BABLU KUMAR	KHAGARIA	KHAGARIA	JD(U)	19,60,061	0	0	40,00,000 40 Lacs+	**19,60,061 19 Lacs+	20,39,939 20 Lacs+	49%
177	CHANDRA SHEKHAR	MADHEPURA	MADHEPURA	RJD	16,06,829	3,51,562	0	40,00,000 40 Lacs+	19,58,391 19 Lacs+	20,41,609 20 Lacs+	49%
178	SANJAY SINGH (TIGER)	BHOJPUR	ARRAH	BJP	17,97,267	1,47,500	0	40,00,000 40 Lacs+	19,44,767 19 Lacs+	20,55,233 20 Lacs+	49%
179	BABULAL SHORYA	KHAGARIA	PARBATTA	Lok Janshakti Party (Ram Vilas)	14,97,877	4,43,284	0	40,00,000 40 Lacs+	19,41,162 19 Lacs+	20,58,838 20 Lacs+	49%
180	UDAY KUMAR SINGH	GAYA	SHERGHATI	Lok Janshakti Party (Ram Vilas)	19,36,545	0	0	40,00,000 40 Lacs+	19,36,545 19 Lacs+	20,63,455 20 Lacs+	48%
181	KAUSHAL KISHORE	NALANDA	RAJGIR (SC)	JD(U)	17,39,086	1,97,229	0	40,00,000 40 Lacs+	19,36,315 19 Lacs+	20,63,685 20 Lacs+	48%
182	RAMSEWAK SINGH	GOPALGANJ	HATHUA	JD(U)	16,11,839	2,96,021	0	40,00,000 40 Lacs+	19,07,860 19 Lacs+	20,92,140 20 Lacs+	48%

Data in this Kit is presented in good faith, with an intention to inform voters. MLAs' Election Expenditure affidavits from the CEO Website (<https://ceoelection.bihar.gov.in/index.html>) is the source of this analysis. Website:- [www.adrindia.org](http://www.adrindia.org), [www.myneta.info](http://www.myneta.info)

S.No.	Name	District	Constituency	Party	Expenditure incurred by MLA			Expense Limit (Rs.)	Total expenses incurred (Rs.)	Difference between Total Expense incurred and Expense Limit (Rs.)	% of limit reached
					MLA/ election agent (Rs.)	Political Party (Rs.)	Any other association/ body of persons/ individual (Rs.)				
183	GHULAM SARWAR	PURNIA	BAISI	All India Majlis-E-Ittehadul Muslimeen	17,51,900	0	1,32,000	40,00,000 40 Lacs+	18,83,900 18 Lacs+	21,16,100 21 Lacs+	47%
184	ANANT KUMAR SINGH	PATNA	MOKAMA	JD(U)	18,79,602	0	0	40,00,000 40 Lacs+	18,79,602 18 Lacs+	21,20,398 21 Lacs+	47%
185	KRISHNA MURARI SHARAN	NALANDA	HILSA	JD(U)	17,60,997	1,18,000	0	40,00,000 40 Lacs+	18,78,997 18 Lacs+	21,21,003 21 Lacs+	47%
186	SHAMBHU NATH YADAV	BUXAR	BRAHAMPUR	RJD	13,13,199	1,66,397	3,97,389	40,00,000 40 Lacs+	18,76,985 18 Lacs+	21,23,015 21 Lacs+	47%
187	ANITA	NAWADA	WARSALIGANJ	RJD	18,42,439	25,527	0	40,00,000 40 Lacs+	18,67,966 18 Lacs+	21,32,034 21 Lacs+	47%
188	SATISH KUMAR SINGH YADAV	KAIMUR (BHABUA)	RAMGARH	BSP	15,09,233	3,25,249	0	40,00,000 40 Lacs+	18,34,482 18 Lacs+	21,65,518 21 Lacs+	46%
189	NARENDRA NARAYAN YADAV	MADHEPURA	ALAMNAGAR	JD(U)	25,805	18,00,241	0	40,00,000 40 Lacs+	18,26,046 18 Lacs+	21,73,954 21 Lacs+	46%
190	SUDHANSHU SHEKHAR	MADHUBANI	HARLAKHI	JD(U)	16,62,834	0	1,62,500	40,00,000 40 Lacs+	18,25,334 18 Lacs+	21,74,666 21 Lacs+	46%
191	DEVANTI YADAV	ARARIA	NARPATGANJ	BJP	13,31,998	4,89,000	0	40,00,000 40 Lacs+	18,20,998 18 Lacs+	21,79,002 21 Lacs+	46%
192	SHALINI MISHRA	PURVI CHAMPARAN	KESARIA	JD(U)	4,76,162	13,35,444	0	40,00,000 40 Lacs+	18,11,606 18 Lacs+	21,88,394 21 Lacs+	45%
193	OSAMA SHAHAB	SIWAN	RAGHUNATHPUR	RJD	18,07,604	0	0	40,00,000 40 Lacs+	18,07,604 18 Lacs+	21,92,396 21 Lacs+	45%
194	AJAY KUMAR	GAYA	TIKARI	RJD	14,46,980	3,54,819	0	40,00,000 40 Lacs+	18,01,799 18 Lacs+	21,98,201 21 Lacs+	45%
195	MANJARIK MRINAL	SAMASTIPUR	WARISNAGAR	JD(U)	13,98,929	3,98,050	0	40,00,000 40 Lacs+	17,96,979 17 Lacs+	22,03,021 22 Lacs+	45%
196	RATNESH KUMAR	PATNA	PATNA SAHIB	BJP	17,84,261	0	0	40,00,000 40 Lacs+	17,84,261 17 Lacs+	22,15,739 22 Lacs+	45%
197	KUMAR SARVJEET	GAYA	BODH GAYA (SC)	RJD	17,79,161	0	0	40,00,000 40 Lacs+	17,79,161 17 Lacs+	22,20,839 22 Lacs+	44%

Data in this Kit is presented in good faith, with an intention to inform voters. MLAs' Election Expenditure affidavits from the CEO Website (<https://ceoelection.bihar.gov.in/index.html>) is the source of this analysis. Website:- [www.adrindia.org](http://www.adrindia.org), [www.myneta.info](http://www.myneta.info)

S.No.	Name	District	Constituency	Party	Expenditure incurred by MLA			Expense Limit (Rs.)	Total expenses incurred (Rs.)	Difference between Total Expense incurred and Expense Limit (Rs.)	% of limit reached
					MLA/ election agent (Rs.)	Political Party (Rs.)	Any other association/ body of persons/ individual (Rs.)				
198	SURENDRA PRASAD	PASCHIM CHAMPARAN	VALMIKI NAGAR	INC	17,55,144	0	0	40,00,000 40 Lacs+	**17,55,144 17 Lacs+	22,44,856 22 Lacs+	44%
199	MANOJ YADAV	BANKA	BELHAR	JD(U)	17,42,609	0	0	40,00,000 40 Lacs+	17,42,609 17 Lacs+	22,57,391 22 Lacs+	44%
200	RAMANAND MANDAL	LAKHISARAI	SURYAGARHA	JD(U)	12,000	17,15,185	0	40,00,000 40 Lacs+	17,27,186 17 Lacs+	22,72,814 22 Lacs+	43%
201	RANVIJAY SAHU	SAMASTIPUR	MORWA	RJD	15,40,396	1,66,397	0	40,00,000 40 Lacs+	17,06,793 17 Lacs+	22,93,207 22 Lacs+	43%
202	NITIN NABIN	PATNA	BANKIPUR	BJP	15,22,277	1,77,000	0	40,00,000 40 Lacs+	16,99,277 16 Lacs+	23,00,723 23 Lacs+	42%
203	ABHISHEK RANJAN	PASCHIM CHAMPARAN	CHANPATIA	INC	16,80,744	0	0	40,00,000 40 Lacs+	**16,80,744 16 Lacs+	23,19,256 23 Lacs+	42%
204	RAJ KUMAR RAY	SAMASTIPUR	HASANPUR	JD(U)	14,32,955	2,28,866	0	40,00,000 40 Lacs+	16,61,821 16 Lacs+	23,38,179 23 Lacs+	42%
205	SHANKAR PRASAD	MUZAFFARPUR	PAROO	RJD	16,58,401	0	0	40,00,000 40 Lacs+	16,58,401 16 Lacs+	23,41,599 23 Lacs+	41%
206	MADHAW ANAND	MADHUBANI	MADHUBANI	Rashtriya Lok Morcha	16,44,240	0	0	40,00,000 40 Lacs+	16,44,240 16 Lacs+	23,55,760 23 Lacs+	41%
207	ABHISHEK ANAND	BEGUSARAI	CHERIA - BARIARPUR	JD(U)	0	0	0	40,00,000 40 Lacs+	16,41,192 16 Lacs+	23,58,808 23 Lacs+	41%
208	LALIT NARAYAN MANDAL	BHAGALPUR	SULTANGANJ	JD(U)	9,32,399	6,95,095	0	40,00,000 40 Lacs+	16,27,495 16 Lacs+	23,72,505 23 Lacs+	41%
209	ASHWAMEDH DEVI	SAMASTIPUR	SAMASTIPUR	JD(U)	12,96,361	1,18,900	2,00,332	40,00,000 40 Lacs+	16,15,593 16 Lacs+	23,84,407 23 Lacs+	40%
210	BASHISTH SINGH	ROHTAS	KARGAHAR	JD(U)	15,29,100	0	0	40,00,000 40 Lacs+	**15,29,100 15 Lacs+	24,70,900 24 Lacs+	38%
211	SANGITA DEVI	KATIHAR	BALRAMPUR	Lok Janshakti Party (Ram Vilas)	11,50,301	3,70,000	0	40,00,000 40 Lacs+	15,20,301 15 Lacs+	24,79,699 24 Lacs+	38%
212	PRAPHULL KUMAR MANJHI	JAMUI	SIKANDRA (SC)	Hindustani Awam Morcha (Secular)	15,11,182	0	0	40,00,000 40 Lacs+	15,11,182 15 Lacs+	24,88,818 24 Lacs+	38%

Data in this Kit is presented in good faith, with an intention to inform voters. MLAs' Election Expenditure affidavits from the CEO Website (<https://ceoelection.bihar.gov.in/index.html>) is the source of this analysis. Website:- [www.adrindia.org](http://www.adrindia.org), [www.myneta.info](http://www.myneta.info)

S.No.	Name	District	Constituency	Party	Expenditure incurred by MLA			Expense Limit (Rs.)	Total expenses incurred (Rs.)	Difference between Total Expense incurred and Expense Limit (Rs.)	% of limit reached
					MLA/ election agent (Rs.)	Political Party (Rs.)	Any other association/ body of persons/ individual (Rs.)				
213	JITENDRA KUMAR RAI	SARAN	MARHAURA	RJD	11,25,105	3,51,562	0	40,00,000 40 Lacs+	14,76,667 14 Lacs+	25,23,333 25 Lacs+	37%
214	BHAI BIRENDRA	PATNA	MANER	RJD	10,75,301	3,54,819	0	40,00,000 40 Lacs+	14,30,120 14 Lacs+	25,69,880 25 Lacs+	36%
215	SANJAY KUMAR	BEGUSARAI	BAKHRI (SC)	Lok Janshakti Party (Ram Vilas)	12,08,876	0	2,07,337	40,00,000 40 Lacs+	**14,16,213 14 Lacs+	25,83,787 25 Lacs+	35%
216	MAHESH PASWAN	BHOJPUR	AGIAON (SC)	BJP	14,14,043	0	0	40,00,000 40 Lacs+	14,14,043 14 Lacs+	25,85,957 25 Lacs+	35%
217	RAJESH KUMAR ALIAS BABLU GUPTA	PURVI CHAMPARAN	SUGAULI	Lok Janshakti Party (Ram Vilas)	10,69,318	1,47,500	1,83,600	40,00,000 40 Lacs+	14,00,418 14 Lacs+	25,99,582 25 Lacs+	35%
218	JYOTI DEVI	GAYA	BARACHATTI (SC)	Hindustani Awam Morcha (Secular)	13,83,955	0	0	40,00,000 40 Lacs+	**13,83,955 13 Lacs+	26,16,045 26 Lacs+	35%
219	PRAKASH CHANDRA	AURANGABAD	OBRA	Lok Janshakti Party (Ram Vilas)	13,83,005	0	0	40,00,000 40 Lacs+	13,83,005 13 Lacs+	26,16,995 26 Lacs+	35%
220	AVINASH MANGLAM	ARARIA	RANIGANJ (SC)	RJD	13,51,074	0	0	40,00,000 40 Lacs+	13,51,074 13 Lacs+	26,48,926 26 Lacs+	34%
221	PANNA LAL SINGH PATEL	KHAGARIA	BELDAUR	JD(U)	12,90,520	0	0	40,00,000 40 Lacs+	12,90,520 12 Lacs+	27,09,480 27 Lacs+	32%
222	MD TAUSEEF ALAM	KISHANGANJ	BAHADURGANJ	All India Majlis-E-Ittehadul Muslimeen	12,81,819	0	0	40,00,000 40 Lacs+	**12,81,819 12 Lacs+	27,18,181 27 Lacs+	32%
223	SANDEEP SAURAV	PATNA	PALIGANJ	CPI(M)(L)	12,64,248	0	0	40,00,000 40 Lacs+	12,64,248 12 Lacs+	27,35,752 27 Lacs+	32%
224	SUBEDAR DAS	JAHANABAD	MAKHDUMPUR (SC)	RJD	12,58,268	0	0	40,00,000 40 Lacs+	12,58,268 12 Lacs+	27,41,732 27 Lacs+	31%
225	MANOHAR PRASAD SINGH	KATIHAR	MANIHARI (ST)	INC	12,47,437	0	0	40,00,000 40 Lacs+	12,47,437 12 Lacs+	27,52,563 27 Lacs+	31%

Data in this Kit is presented in good faith, with an intention to inform voters. MLAs' Election Expenditure affidavits from the CEO Website (<https://ceoelection.bihar.gov.in/index.html>) is the source of this analysis. Website:- [www.adrindia.org](http://www.adrindia.org), [www.myneta.info](http://www.myneta.info)

S.No.	Name	District	Constituency	Party	Expenditure incurred by MLA			Expense Limit (Rs.)	Total expenses incurred (Rs.)	Difference between Total Expense incurred and Expense Limit (Rs.)	% of limit reached
					MLA/ election agent (Rs.)	Political Party (Rs.)	Any other association/ body of persons/ individual (Rs.)				
226	BABY KUMARI	MUZAFFARPUR	BOCHAHAN (SC)	Lok Janshakti Party (Ram Vilas)	12,11,920	0	0	40,00,000 40 Lacs+	**12,11,920 12 Lacs+	27,88,080 27 Lacs+	30%
227	MD. QAMRUL HODA	KISHANGANJ	KISHANGANJ	INC	11,82,024	0	0	40,00,000 40 Lacs+	**11,82,024 11 Lacs+	28,17,976 28 Lacs+	30%
228	GAUTAM KRISHNA	SAHARSA	MAHISHI	RJD	11,71,788	0	0	40,00,000 40 Lacs+	**11,71,788 11 Lacs+	28,28,212 28 Lacs+	29%
229	CHETAN ANAND	AURANGABAD	NABINAGAR	JD(U)	11,68,625	0	0	40,00,000 40 Lacs+	11,68,620 11 Lacs+	28,31,380 28 Lacs+	29%
230	SAVITRI DEVI	JAMUI	CHAKAI	RJD	11,54,215	0	0	40,00,000 40 Lacs+	11,54,216 11 Lacs+	28,45,784 28 Lacs+	29%
231	MANOJ BISHWAS	ARARIA	FORBESGANJ	INC	33,789	9,70,385	1,10,001	40,00,000 40 Lacs+	11,14,175 11 Lacs+	28,85,825 28 Lacs+	28%
232	ARUN MANJHI	PATNA	MASAUHI (SC)	JD(U)	11,11,332	0	0	40,00,000 40 Lacs+	11,11,332 11 Lacs+	28,88,668 28 Lacs+	28%
233	SATTANAND SAMBUDDHA ALIAS LALAN JEE	BEGUSARAI	SAHEBPUR KAMAL	RJD	11,02,736	0	0	40,00,000 40 Lacs+	**11,02,736 11 Lacs+	28,97,264 28 Lacs+	28%
234	AMRENDRA KUMAR	AURANGABAD	GOH	RJD	10,35,312	0	0	40,00,000 40 Lacs+	10,35,312 10 Lacs+	29,64,688 29 Lacs+	26%
235	VISHNU DEO PASWAN	SIWAN	DARAULI (SC)	Lok Janshakti Party (Ram Vilas)	9,88,477	0	0	40,00,000 40 Lacs+	9,88,477 9 Lacs+	30,11,523 30 Lacs+	25%
236	LALAN RAM	AURANGABAD	KUTUMBA (SC)	Hindustani Awam Morcha (Secular)	8,53,222	0	0	40,00,000 40 Lacs+	8,53,222 8 Lacs+	31,46,778 31 Lacs+	21%
237	ABIDUR RAHMAN	ARARIA	ARARIA	INC	8,20,599	0	0	40,00,000 40 Lacs+	8,20,599 8 Lacs+	31,79,401 31 Lacs+	21%
238	ARUN KUMAR S/O SATRUGHAN SAO	PATNA	BAKHTIARPUR	Lok Janshakti Party (Ram Vilas)	7,65,178	0	0	40,00,000 40 Lacs+	7,65,178 7 Lacs+	32,34,822 32 Lacs+	19%

Data in this Kit is presented in good faith, with an intention to inform voters. MLAs' Election Expenditure affidavits from the CEO Website (<https://ceoelection.bihar.gov.in/index.html>) is the source of this analysis. Website:- [www.adrindia.org](http://www.adrindia.org), [www.myneta.info](http://www.myneta.info)



S.No.	Name	District	Constituency	Party	Expenditure incurred by MLA			Expense Limit (Rs.)	Total expenses incurred (Rs.)	Difference between Total Expense incurred and Expense Limit (Rs.)	% of limit reached
					MLA/ election agent (Rs.)	Political Party (Rs.)	Any other association/ body of persons/ individual (Rs.)				
239	MD SARWAR ALAM	KISHANGANJ	KOCHADHAMAN	All India Majlis-E-Ittehadul Muslimeen	6,86,375	0	0	40,00,000 40 Lacs+	**6,86,375 6 Lacs+	33,13,625 33 Lacs+	17%
240	PROF. NAGENDRA RAUT	SITAMARHI	SURSAND	JD(U)	79,470	0	0	40,00,000 40 Lacs+	**79,470 79 Thou+	39,20,530 39 Lacs+	2%

**Table: Election expenses declared by MLAs in Bihar Assembly Elections, 2025: Full Details**

*\*\*on total expenses value indicates that the MLA has not provided the total in their expenditure affidavits, it has been calculated on the basis of details provided by them in the same*

## MyNeta App

**ADR** Association for Democratic Reforms

**myneta.info** National Election Watch

Association for Democratic Reforms and  
National Election Watch present

THE UPGRADED  
**MYNETA APP**

an open data repository run by  
Association for Democratic Reforms

**DOWNLOAD TODAY!**

And be a part of our **#MeraVoteMeraDesh** Campaign

Visit our website:  
[www.adrindia.org](http://www.adrindia.org)  
[www.myneta.info](http://www.myneta.info)

Data in this Kit is presented in good faith, with an intention to inform voters. MLAs' Election Expenditure affidavits from the CEO Website (<https://ceoelection.bihar.gov.in/index.html>) is the source of this analysis. Website:- [www.adrindia.org](http://www.adrindia.org), [www.myneta.info](http://www.myneta.info)

## To get information about candidates/parties/MPs/MLAs/corporators/PILs in courts

Journalist Helpline no.-80103-94248  
Subscribe to ADR on **WhatsApp** for  
updates: 7840067840

Visit: [adrindia.org](http://adrindia.org) and [myneta.info](http://myneta.info)  
Email: [adr@adrindia.org](mailto:adr@adrindia.org)

To contact ADR State Partners,  
visit: <https://adrindia.org/about-adr/state-coordinators>

### Social Media Handles

 /adr.new

 @adrspeaks

 @adrspeaks

 @adrspeaks

 <https://www.linkedin.com/company/association-for-democratic-reforms/mycompany/>

### Our Websites

**[www.adrindia.org](http://www.adrindia.org)**

Provides detailed analytical reports of Lok Sabha, State Assemblies, Local Body Elections & Financial Reports and ongoing PILs in courts

**[www.myneta.info](http://www.myneta.info)**

Provides full information of criminal cases, asset, liability and education details declared by candidates in the self sworn affidavits

### Android App

#### MyNeta

The criminal, financial, educational & other background information self declared by candidates in their affidavits during elections is now available on your mobile phones

### Office Address

Association for Democratic Reforms  
Plot No. E-5, 4th Floor, Lane-1, Westend Marg,  
Saidulajab, (Behind Saket Metro Gate No. 2),  
New Delhi - 110030  
Phone : +91-011-4165-4200

## Contact Details

### Bihar Election Watch

Mr. Rajiv Kumar  
State Co-ordinator  
[rajivkumar\\_patna@rediffmail.com](mailto:rajivkumar_patna@rediffmail.com)  
[rajivku999@gmail.com](mailto:rajivku999@gmail.com)

### **Association for Democratic Reforms/National Election Watch**

<p><b>Media and Journalist Helpline</b></p> <p>+91 80103 94248 Email: <a href="mailto:adr@adrindia.org">adr@adrindia.org</a></p>	<p><b>Maj.Gen. Anil Verma (Retd) Head</b> Association for Democratic Reforms, National Election Watch 011 4165 4200, <a href="mailto:adr@adrindia.org">adr@adrindia.org</a>, <a href="mailto:anilverma@adrindia.org">anilverma@adrindia.org</a></p>	<p><b>Prof Trilochan Sastry IIM Bangalore (Retd.) Founder Member,</b> Association for Democratic Reforms, National Election Watch <a href="mailto:tsastry@gmail.com">tsastry@gmail.com</a></p>	<p><b>Dr. Ajit Ranade Founder Member,</b> Association for Democratic Reforms, National Election Watch <a href="mailto:ajit.ranade@adrindia.org">ajit.ranade@adrindia.org</a></p>
--	---	--	--

## DISCLAIMER

All information about MLAs, in this report has been taken from the election expenditure statements filed by them and submitted to the Chief Electoral Officer, Bihar. **ADR does not add or subtract any information, unless the EC changes the data. In particular, no unverified information from any other source is used.** Copies of election expenditure statements were obtained from the CEO's website (<https://ceoelection.bihar.gov.in/index.html>) While all efforts have been made to ensure that the information is in keeping with what is mentioned in the election expenditure statements, in case of discrepancy between information in this report and that given in the election expenditure statements, the information reported in the election expenditure statements filed by MLAs should be treated as correct. Association for Democratic Reforms, Bihar Election Watch and their volunteers are not responsible or liable for any damage arising directly or indirectly from the publication of this report.