

8th May, 2025

Press Release

Delhi Assembly Elections 2025

Analysis of Election Expenditure Statements of MLAs

Association for Democratic Reforms

Plot No. E-5, 4th Floor,
Lane-1, Westend Marg, Saidulajab,
(Behind Saket Metro Gate No. 2)
New Delhi-110 030
Phone: +91-011-4165-4200
Email: adr@adrindia.org

Contents

DELHI ASSEMBLY ELECTIONS 2025.....	1
ANALYSIS OF ELECTION EXPENDITURE STATEMENTS OF MLAs DELHI ASSEMBLY ELECTIONS, 2025	4
SUMMARY AND HIGHLIGHTS OF ELECTION EXPENSES OF MLAs FROM THE DELHI ASSEMBLY 2025 ELECTIONS	5
1. LESS THAN 50% OF THE LIMIT:.....	5
2. AVERAGE ELECTION EXPENSES:.....	5
3. PARTY-WISE AVERAGE ELECTION EXPENSES.....	5
4. TOP 3 MLAs WITH HIGHEST ELECTION EXPENSES.....	6
5. MLAs WITH LOWEST ELECTION EXPENSES.....	6
6. EXPENSE ON PUBLIC MEETING, RALLY, AND PROCESSIONS WITH STAR CAMPAIGNERS (OTHER THAN THOSE FOR GENERAL PARTY PROPAGANDA)	6
7. EXPENSE ON PUBLIC MEETING, RALLY, AND PROCESSIONS WITHOUT STAR CAMPAIGNERS (OTHER THAN THE ONES WITH STAR CAMPAIGNERS OF THE POLITICAL PARTY).....	6
8. EXPENSE ON CAMPAIGNING THROUGH ELECTRONIC/PRINT MEDIA.....	7
9. EXPENSE ON CAMPAIGN WORKERS.....	7
10. EXPENSE ON CAMPAIGN MATERIALS.....	7
11. EXPENSE ON CAMPAIGN VEHICLES.....	7
12. EXPENSE ON VIRTUAL CAMPAIGN.....	7
13. EXPENSE ON PUBLISHING OF DECLARATION REGARDING CRIMINAL CASES:.....	7
14. PARTY-WISE AVERAGE ELECTION EXPENSES ON PUBLIC MEETINGS, PROCESSIONS ETC. WITH STAR CAMPAIGNERS	9
15. PARTY-WISE AVERAGE ELECTION EXPENSES ON PUBLIC MEETINGS, PROCESSIONS ETC. WITHOUT STAR CAMPAIGNERS (OTHER THAN THE ONES WITH STAR CAMPAIGNERS OF THE POLITICAL PARTY).....	10
16. PARTY WISE AVERAGE ELECTION EXPENSE OF MLAs ON CAMPAIGN MATERIALS.....	11
17. PARTY WISE AVERAGE ELECTION EXPENSE OF MLAs ON ELECTRONIC MEDIA.....	12
18. PARTY WISE AVERAGE ELECTION EXPENSE OF MLAs ON CAMPAIGN VEHICLES.....	13
19. PARTY WISE AVERAGE ELECTION EXPENSE OF MLAs ON CAMPAIGN WORKERS.....	14
TOP 10 MLAs WITH HIGHEST DECLARED ELECTION EXPENSES IN 2025 DELHI ASSEMBLY ELECTIONS.....	15
10 MLAs WITH LOWEST ELECTION EXPENSES DECLARED.....	16

SUMMARY AND HIGHLIGHTS OF SOURCES OF FUNDS RAISED BY MLAs IN THE DELHI ASSEMBLY 2025 ELECTIONS	17
1. PERCENTAGE BREAKDOWN OF FUNDS RAISED BY MLAs:.....	17
2. MLAs WHO RAISED FUNDS FROM POLITICAL PARTIES.....	17
3. MLAs WHO RAISED FUNDS THROUGH ANY PERSON/ COMPANY/ FIRM/ ASSOCIATIONS/ BODY OF PERSONS ETC AS LOAN, GIFT OR DONATION ETC	17
4. SELF-FUNDS USED FOR ELECTION CAMPAIGN.....	17
ELECTION EXPENSES DECLARED BY MLAs IN DELHI ASSEMBLY ELECTIONS, 2025: FULL DETAILS	18
CONTACT DETAILS.....	25
DISCLAIMER.....	25

Analysis of Election Expenditure Statements of MLAs Delhi Assembly Elections, 2025

According to Section 78 of the Representation of the People Act, 1951, every contesting candidate has to lodge a true copy of his election expenses within 30 days from the date of declaration of result of election, with the District Election Officer in all States and Union Territories. Association for Democratic Reforms (ADR) and Delhi Election Watch have analysed 69 out of 70 election expenditure statements submitted after the Delhi Assembly Election 2025 for newly elected MLAs. The election expenditure statement of 1 MLA namely Vijender Gupta (BJP) from Rohini constituency was not analysed as his expenditure statements was not available on the website at the time of making this report. The expenditure limit for the MLAs during the Delhi Assembly elections was **Rs. 40 lakhs**. These election expense documents include details of expenses on public meetings and processions, campaigning through electronic and print media, expense on campaign workers, expense on vehicles used, expense on virtual campaign, expense on publishing of declaration regarding criminal cases and expense on campaign materials.

Recommendations:

1. Each Winner is required to file his election expenditure statement within 30 days of the results of the elections, the deadline in case of the Delhi Assembly Elections being the 7th March 2025. However, it was observed that the election expenditure statements of the Winners were not uploaded on the CEO/DEO's website till significantly after the deadline. **It is recommended that the Abstract Expenditure Statement (Annexure E2) of the MLAs is uploaded on the website of the CEO within 72 hours of the receipt of the statement.**
2. The deadline for filing an election petition against any Winner is 45 days after the declaration of the results. Generally, MLAs submit their election expenditure statements towards the end of the 30 days given for submission of the statements. This leaves 15 days for any common citizen to file an election petition against any Winner. The deadline for filing an election petition should be increased in order to give the citizens time to scrutinize the election expenditure statements of the MLAs and gather the relevant documents/proof etc. for the election petition.
3. As has been instated in the filing of affidavits during the elections, the MLAs should not be allowed to keep any field blank on the Abstract Election Expenditure statement (Annexure E2) and Schedule 1 to 11. The statements must be filled in a legible format and overwriting of amounts in the statement should be discouraged.

Summary and Highlights of Election Expenses of MLAs from the Delhi Assembly 2025 Elections

1. **Less than 50% of the Limit:** The candidate expenditure limit for Delhi assembly elections 2025 was **Rs 40 lakhs**. Out of **69 MLAs** analysed, **31 (45%)** MLAs have declared election expenses less than **50%** of the expense limit in their constituency.
2. **Average Election Expenses:** Based on the election expense declarations of **69 MLAs** from Delhi Assembly, the average amount of money spent by them in the elections is **Rs 20.79 lakhs, which is 52% of the expense limit**.
3. **Party-wise Average Election Expenses:** The party wise average election expenses shows that the average spending for **47 MLAs** from **BJP** is **Rs.24.68 lakhs** (61.7% of the expense limit) and **22 MLAs** from **AAP** is **Rs.12.48 lakhs** (31.2% of the expense limit).




Figure: Party-wise Average Election Expenses (Rs.in lakhs)

S.No.	Party	No. of MLAs Analyzed	Expense Limit (Rs.)	Party-Wise Average Election Expense (Rs.)	Party-Wise % of Average Limit
1	BJP	47	40,00,000 40 Lacs+	24,68,229 24 Lacs+	61.7 %
2	AAP	22	40,00,000 40 Lacs+	12,48,870 12 Lacs+	31.2 %
Total		69	40,00,000 40 Lacs+	20,79,448 20 Lacs+	52 %

Table: Party-wise Average Expenses declared

4. Top 3 MLAs with highest Election Expenses: The details of top 3 MLAs who have declared highest election expenses are given below:

S.No.	Name	District	Constituency	Party	Expense Limit (Rs.)	Total expenses incurred (Rs.)	% of limit reached
1	Anil Kumar Sharma	New Delhi	R K Puram	BJP	40,00,000 40 Lacs+	31,91,206 31 Lacs+	80%
2	Parduyrn Singh Rajput	South-West	Dwarka	BJP	40,00,000 40 Lacs+	31,44,245 31 Lacs+	79%
3	Ashish Sood	West	Janakpuri	BJP	40,00,000 40 Lacs+	30,68,703 30 Lacs+	77%

Table: Top 3 MLAs with highest election expenditure

5. MLAs with lowest Election Expenses: The details of 3 MLAs who have declared lowest election expenses are given below:

S.No.	Name	District	Constituency	Party	Expense Limit (Rs.)	Total expenses incurred (Rs.)	% of limit reached
1	Aaley Mohammed Iqbal	Central	Matia Mahal	AAP	40,00,000 40 Lacs+	4,53,354 4 Lacs+	11%
2	Veer Singh Dhingan	Shahdara	Seema Puri	AAP	40,00,000 40 Lacs+	6,50,490 6 Lacs+	16%
3	Virender Singh Kadian	New Delhi	Delhi Cantt	AAP	40,00,000 40 Lacs+	6,54,889 6 Lacs+	16%

Table: 3 MLAs with lowest election expenditure

6. Expense on Public Meeting, Rally, and Processions with Star Campaigners (other than those for general party propaganda): Out of the **69** MLAs analyzed, **50 (72%) MLAs** have declared that **they have spent funds on** public meetings, processions etc. with star campaigners (other than those for general party propaganda) and **19 (28%) MLAs** have declared that **they have not spent any funds on** public meetings, processions etc. with star campaigners (other than those for general party propaganda).

7. Expense on Public Meeting, Rally, and Processions without Star Campaigners (other than the ones with star campaigners of the political party): Out of the **69** MLAs analyzed, **67 (97%) MLAs** have declared that **they have spent funds on** public meetings, processions etc.

without star campaigners (other than the ones with star campaigners of the political party) and **2 (3%) MLAs** have declared that **they have not spent any funds on** public meetings, processions etc. without star campaigners (other than the ones with star campaigners of the political party).

- 8. Expense on Campaigning through electronic/print media: 45 (65%) MLAs** have declared that **they have spent funds on** campaigning through electronic/print media and **24 (35%) MLAs** have declared that **they have not spent any funds on** campaigning through electronic/print media.
- 9. Expense on Campaign Workers: 46 (67%) MLAs** have declared that **they have spent funds on** campaign workers and **23 (33%) MLAs** have declared that **they have not spent any funds on** campaign workers.
- 10. Expense on Campaign Materials: 42 (61%) MLAs** have declared that **they have spent funds on** campaign materials and **27 (39%) MLAs** have declared that **they have not spent any funds on** campaign materials.
- 11. Expense on Campaign Vehicles: 61 (88%) MLAs** have declared that **they have spent funds on** campaign vehicles and **8 (12%) MLAs** have declared that **they have not spent any funds on** campaign vehicles.
- 12. Expense on Virtual Campaign: 1(1%) MLA** has declared that **He has spent funds on** virtual campaigns and **68 (99%) MLAs** have declared that **they have not spent any funds on** virtual campaigns.
- 13. Expense on Publishing of Declaration Regarding Criminal Cases:** Out of the **31 MLAs** analysed with declared criminal cases, **29 (94%) MLAs** have declared that **they have spent funds on** publishing of declarations regarding criminal cases and **2 (6%) MLAs** have declared that **they have not spent any funds on** publishing of declarations regarding criminal cases.

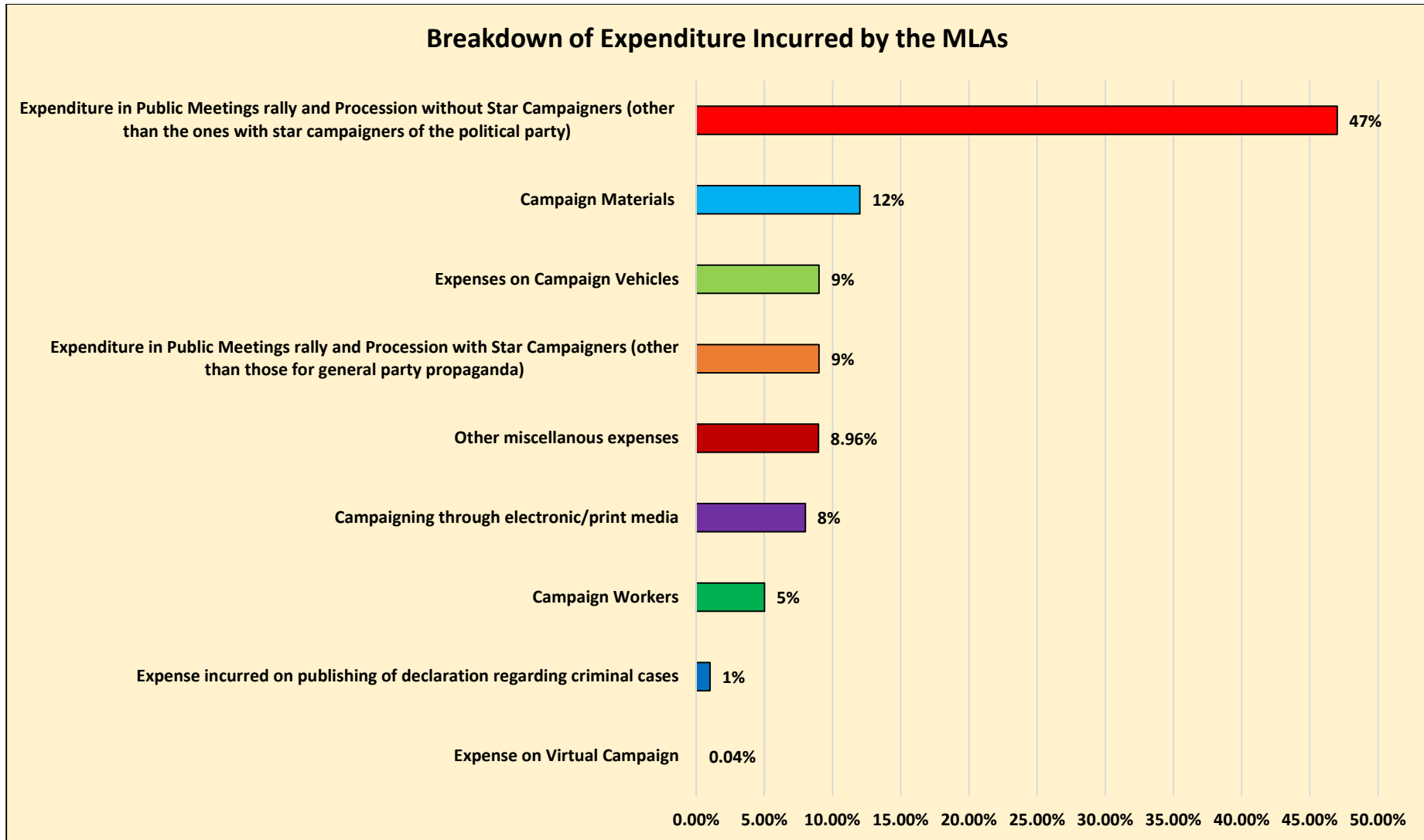


Figure: Breakdown of Elections Expenses Incurred by MLAs

Data in this Kit is presented in good faith, with an intention to inform voters. MLAs' Election Expenditure affidavits from the CEO Website (<https://www.ceodelhi.gov.in/>) is the source of this analysis. Website:- www.adrindia.org, www.myneta.info

14. Party-wise Average Election Expenses on Public Meetings, Processions etc. with Star Campaigners (other than those for general propaganda):

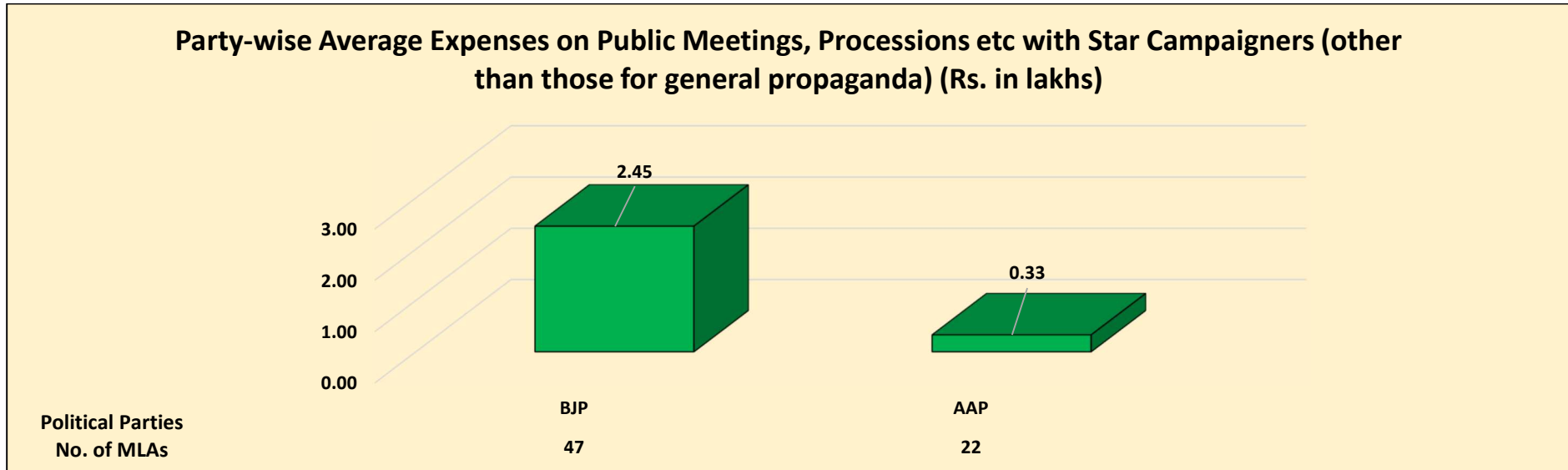


Figure: Party-wise Average Expenses on Public Meetings, Processions etc. with Star Campaigners (other than those for general propaganda) (Rs. in Lakhs)

S.No.	Party	No. of MLAs Analyzed	Expense Limit (Rs.)	Party-Wise Average Election Expense (Rs.)	Party-Wise Average Expense on Meetings, Processions etc with star campaigners (other than those for general propaganda) (Rs.)	Party-Wise % of Average Expense on Meetings, Processions etc with star campaigners (other than those for general propaganda)
1	BJP	47	40,00,000 40 Lacs+	24,68,229 24 Lacs+	2,45,756 2 Lacs+	10 %
2	AAP	22	40,00,000 40 Lacs+	12,48,870 12 Lacs+	33,247 33 Thou+	2.7 %
Total		69	40,00,000 40 Lacs+	20,79,448 20 Lacs+	1,78,000 1 Lacs+	9 %

Table: Party-wise Average Expenses on Public Meetings, Processions etc. with Star Campaigners (other than those for general propaganda)

15. Party-wise Average Election Expenses on Public Meetings, Processions etc. without Star Campaigners (other than the ones with star campaigners of the political party):

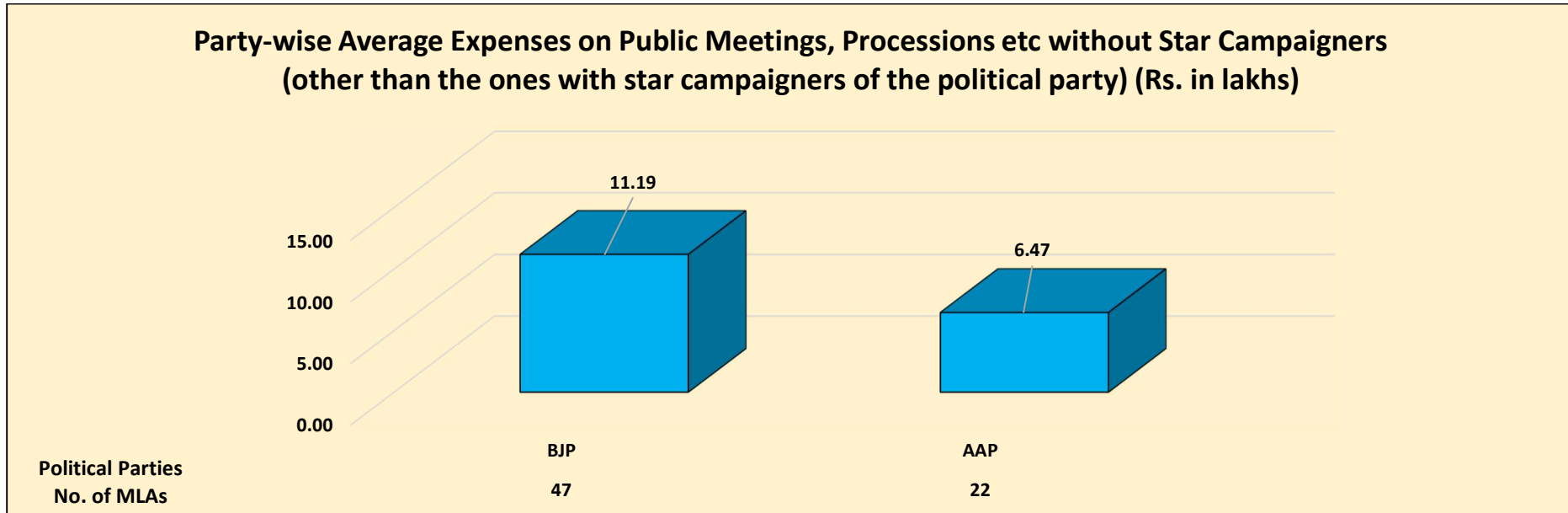


Figure: Party-wise Average Election Expenses on Public Meetings, Processions etc. without Star Campaigners (other than the ones with star campaigners of the political party) (Rs.in lakhs)

S.No.	Party	No. of MLAs Analyzed	Expense Limit (Rs.)	Party-Wise Average Election Expense (Rs.)	Party-Wise Average Expense on Meetings, Processions etc without star campaigners (other than the ones with star campaigners of the political party) (Rs.)	Party-Wise % of Average Expense on Meetings, Processions etc without star campaigners (other than the ones with star campaigners of the political party)
1	BJP	47	40,00,000 40 Lacs+	24,68,229 24 Lacs+	11,19,772 11 Lacs+	45.4 %
2	AAP	22	40,00,000 40 Lacs+	12,48,870 12 Lacs+	6,47,853 6 Lacs+	51.9 %
Total		69	40,00,000 40 Lacs+	20,79,448 20 Lacs+	9,69,305 9 Lacs+	47 %

Table: Party-wise Average Expenses on Public Meetings, Processions etc. without Star Campaigners (other than the ones with star campaigners of the political party)

16. Party Wise Average Election Expense of MLAs on Campaign Materials:

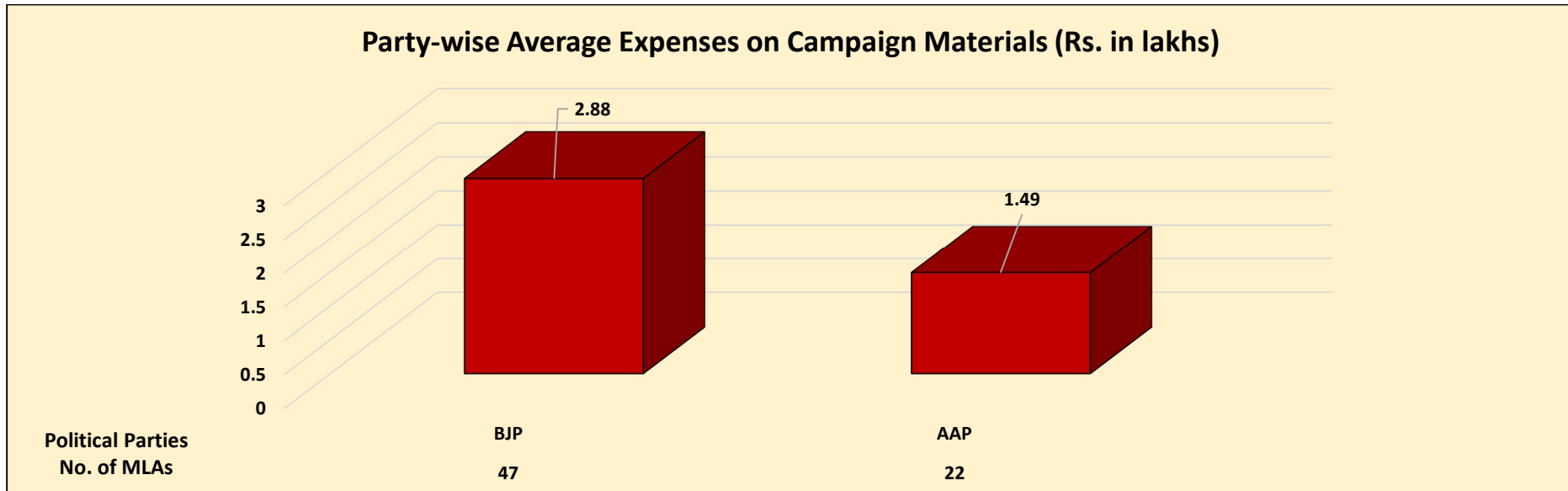


Figure: Party-wise Average Election Expenses on Campaign Materials (Rs.in lakhs)

S.No.	Party	No. of MLAs Analyzed	Expense Limit (Rs.)	Party-Wise Average Election Expense (Rs.)	Party-Wise Average Expense on Campaign Materials (Rs.)	Party-Wise % of Average Expense on Campaign Materials
1	BJP	47	40,00,000 40 Lacs+	24,68,229 24 Lacs+	2,88,853 2 Lacs+	11.7 %
2	AAP	22	40,00,000 40 Lacs+	12,48,870 12 Lacs+	1,49,439 1 Lacs+	12 %
Total		69	40,00,000 40 Lacs+	20,79,448 20 Lacs+	2,44,402 2 Lacs+	12 %

Table: Party-wise Average Election Expense of MLAs on Campaign Materials

17. Party Wise Average Election Expense of MLAs on Electronic Media:

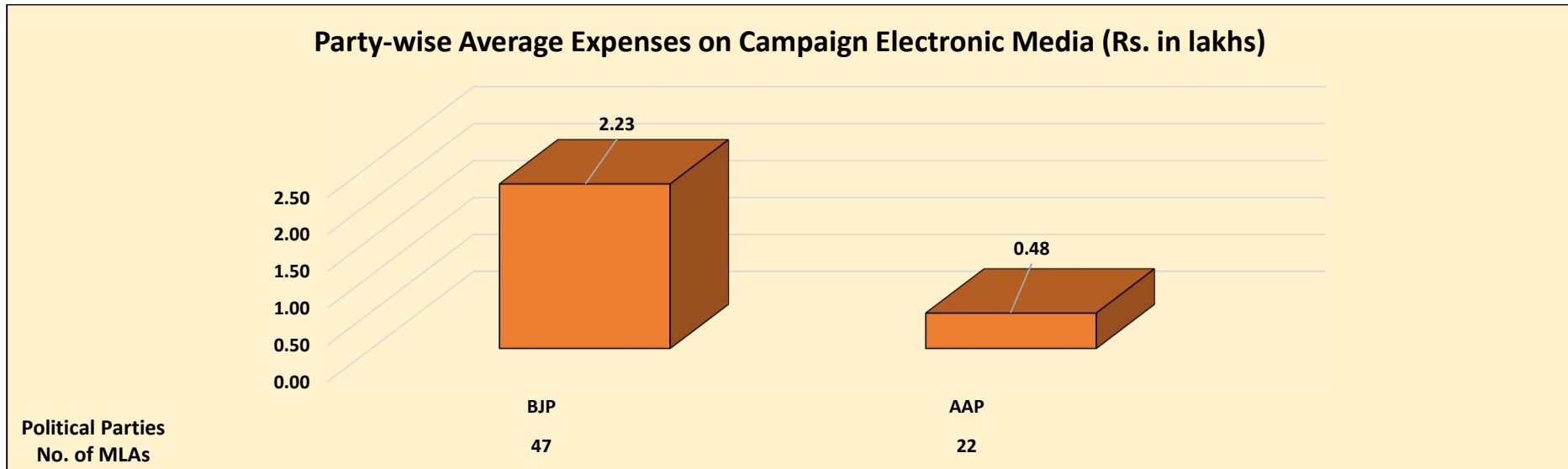


Figure: Party-wise Average Election Expenses on Campaign Electronic Media (Rs. in lakhs)

S.No.	Party	No. of MLAs Analyzed	Expense Limit (Rs.)	Party-Wise Average Election Expense (Rs.)	Party-Wise Average Expense on Electronic Media (Rs.)	Party-Wise % of Average Expense on Electronic Media
1	BJP	47	40,00,000 40 Lacs+	24,68,229 24 Lacs+	2,23,892 2 Lacs+	9.1 %
2	AAP	22	40,00,000 40 Lacs+	12,48,870 12 Lacs+	48,314 48 Thou+	3.9 %
Total		69	40,00,000 40 Lacs+	20,79,448 20 Lacs+	1,67,911 1 Lacs+	8 %

Table: Party-wise Average Election Expense of MLAs on Electronic Media

18. Party Wise Average Election Expense of MLAs on Campaign Vehicles:

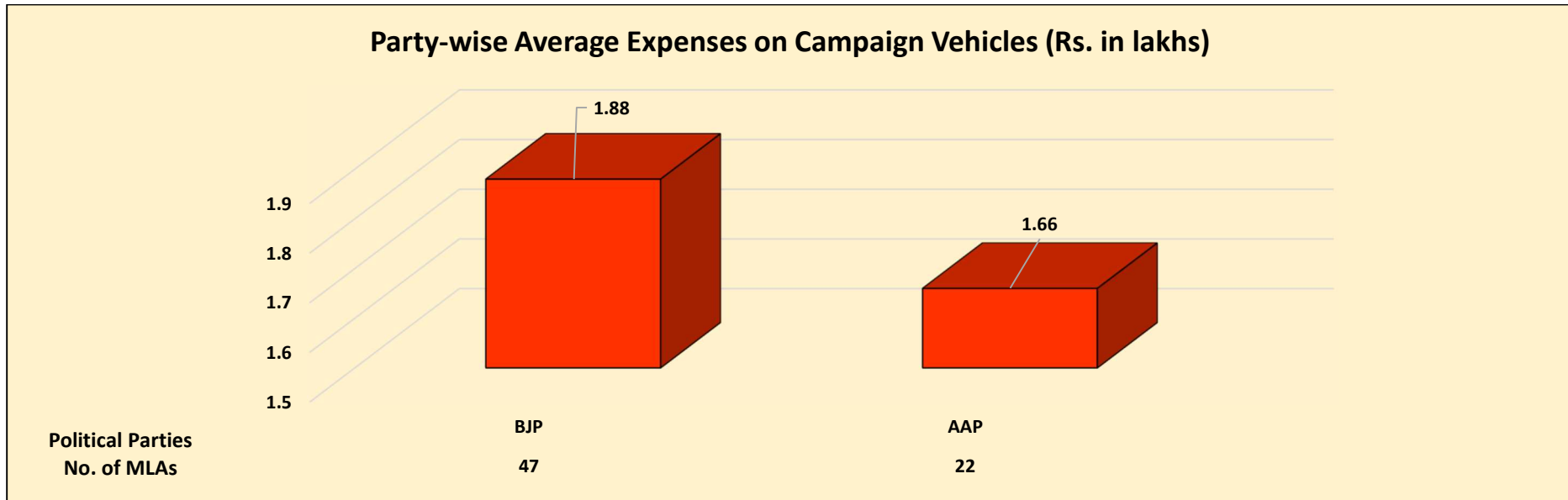


Figure: Party-wise Average Election Expenses on Campaign Vehicles (Rs. in lakhs)

S.No.	Party	No. of MLAs Analyzed	Expense Limit (Rs.)	Party-Wise Average Election Expense (Rs.)	Party-Wise Average Expense on Campaign Vehicles (Rs.)	Party-Wise % of Average Expense on Campaign Vehicles
1	BJP	47	40,00,000 40 Lacs+	24,68,229 24 Lacs+	1,88,724 1 Lacs+	7.6 %
2	AAP	22	40,00,000 40 Lacs+	12,48,870 12 Lacs+	1,66,229 1 Lacs+	13.3 %
Total		69	40,00,000 40 Lacs+	20,79,448 20 Lacs+	1,81,551 1 Lacs+	9 %

Table: Party-wise Average Election Expense of MLAs on Campaign Vehicles

19. Party Wise Average Election Expense of MLAs on Campaign Workers:

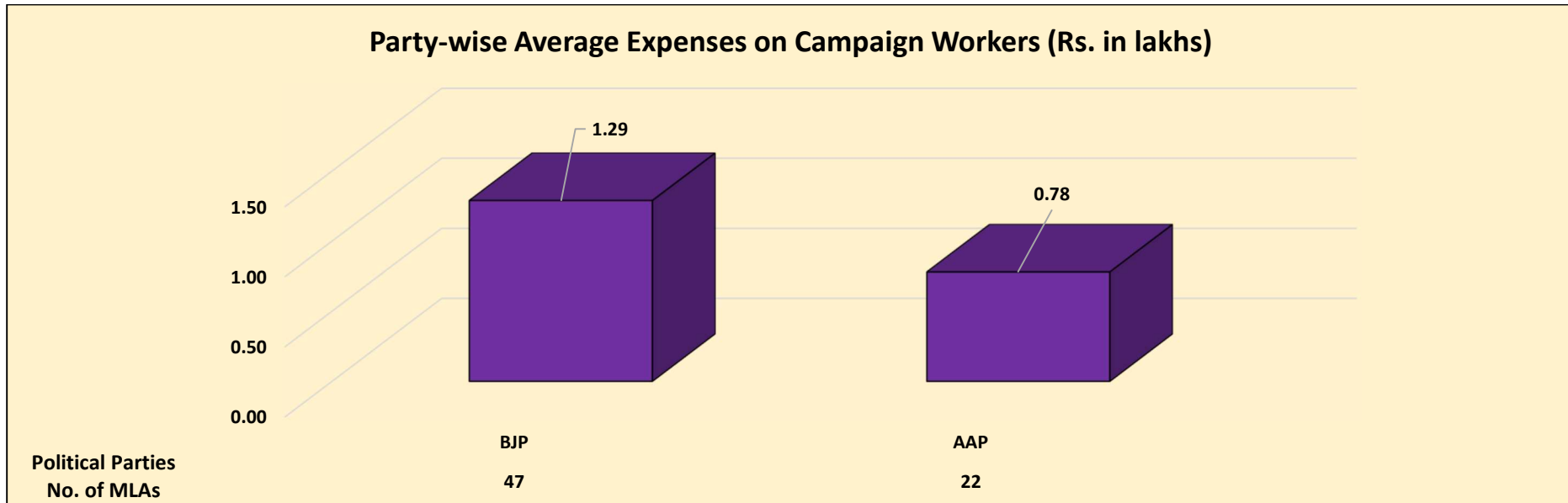


Figure: Party-wise Average Election Expenses on Campaign Workers (Rs. in lakhs)

S.No.	Party	No. of MLAs Analyzed	Expense Limit (Rs.)	Party-Wise Average Election Expense (Rs.)	Party-Wise Average Expense on Campaign Workers (Rs.)	Party-Wise % of Average Expense on Campaign Workers
1	BJP	47	40,00,000 40 Lacs+	24,68,229 24 Lacs+	1,29,101 1 Lacs+	5.2 %
2	AAP	22	40,00,000 40 Lacs+	12,48,870 12 Lacs+	78,258 78 Thou+	6.3 %
Total		69	40,00,000 40 Lacs+	20,79,448 20 Lacs+	1,12,891 1 Lacs+	5 %

Table: Party-wise Average Election Expense of MLAs on Campaign Workers

Top 10 MLAs with highest declared election expenses in 2025 Delhi Assembly Elections

S.No.	Name	District	Constituency	Party	Expenditure incurred by MLA			Expense Limit (Rs.)	Total expenses incurred (Rs.)	Difference between Total Expense incurred and Expense Limit (Rs.)	% of limit reached
					MLA/ election agent (Rs.)	Political Party (Rs.)	Any other association/ body of persons/ individual (Rs.)				
1	Anil Kumar Sharma	New Delhi	R K Puram	BJP	28,74,576	1,78,130	1,38,500	40,00,000 40 Lacs+	31,91,206 31 Lacs+	8,08,794 8 Lacs+	80%
2	Parduyrn Singh Rajput	South-West	Dwarka	BJP	26,70,637	2,16,089	2,57,519	40,00,000 40 Lacs+	31,44,245 31 Lacs+	8,55,755 8 Lacs+	79%
3	Ashish Sood	West	Janakpuri	BJP	28,31,321	1,88,782	48,600	40,00,000 40 Lacs+	30,68,703 30 Lacs+	9,31,297 9 Lacs+	77%
4	Gajender Drall	North-West	Mundka	BJP	26,75,055	2,38,501	0	40,00,000 40 Lacs+	29,13,556 29 Lacs+	10,86,444 10 Lacs+	73%
5	Rekha Gupta	North-West	Shalimar Bagh	BJP	26,64,191	1,90,979	17,264	40,00,000 40 Lacs+	28,72,434 28 Lacs+	11,27,566 11 Lacs+	72%
6	Mohan Singh Bisht	North-East	Mustafabad	BJP	23,06,732	2,23,174	3,26,452	40,00,000 40 Lacs+	28,56,358 28 Lacs+	11,43,642 11 Lacs+	71%
7	Kuldeep Solanki	South-West	Palam	BJP	25,51,713	2,31,573	66,577	40,00,000 40 Lacs+	28,49,863 28 Lacs+	11,50,137 11 Lacs+	71%
8	Sandeep Sehrawat	South-West	Matiala	BJP	25,96,351	2,29,577	0	40,00,000 40 Lacs+	28,25,928 28 Lacs+	11,74,072 11 Lacs+	71%
9	Karnail Singh	North	Shakur Basti	BJP	26,38,296	1,85,369	0	40,00,000 40 Lacs+	28,23,665 28 Lacs+	11,76,335 11 Lacs+	71%
10	Kartar Singh Tanwar	South	Chhatarpur	BJP	25,06,000	2,23,753	74,044	40,00,000 40 Lacs+	28,03,797 28 Lacs+	11,96,203 11 Lacs+	70%

Table: Top 10 MLAs who declared highest expenses

10 MLAs with lowest election expenses declared

S.No.	Name	District	Constituency	Party	Expenditure incurred by MLA			Expense Limit (Rs.)	Total expenses incurred (Rs.)	Difference between Total Expense incurred and Expense Limit (Rs.)	% of limit reached
					MLA/ election agent (Rs.)	Political Party (Rs.)	Any other association/ body of persons/ individual (Rs.)				
1	Aaley Mohammed Iqbal	Central	Matia Mahal	AAP	4,53,354	0	0	40,00,000 40 Lacs+	4,53,354 4 Lacs+	35,46,646 35 Lacs+	11%
2	Veer Singh Dhingan	Shahdara	Seema Puri	AAP	6,50,490	0	0	40,00,000 40 Lacs+	6,50,490 6 Lacs+	33,49,510 33 Lacs+	16%
3	Virender Singh Kadian	New Delhi	Delhi Cantt	AAP	6,54,889	0	0	40,00,000 40 Lacs+	6,54,889 6 Lacs+	33,45,111 33 Lacs+	16%
4	Pravesh Ratn	New Delhi	Patel Nagar	AAP	5,38,991	0	2,17,225	40,00,000 40 Lacs+	7,55,916 7 Lacs+	32,44,084 32 Lacs+	19%
5	Surendra Kumar	North-East	Gokalpur	AAP	6,78,009	0	90,000	40,00,000 40 Lacs+	7,68,009 7 Lacs+	32,31,991 32 Lacs+	19%
6	Vishesh Ravi	Central	Karol Bagh	AAP	9,54,993	0	0	40,00,000 40 Lacs+	9,54,943 9 Lacs+	30,45,057 30 Lacs+	24%
7	Som Dutt	Central	Sadar Bazar	AAP	10,30,872	0	0	40,00,000 40 Lacs+	10,30,872 10 Lacs+	29,69,128 29 Lacs+	26%
8	Mukesh Kumar Ahlawat	North-West	Sultan Pur Majra	AAP	10,99,640	0	0	40,00,000 40 Lacs+	**10,99,640 10 Lacs+	29,00,360 29 Lacs+	27%
9	Dr. Ajay Dutt	South	Ambedkar Nagar	AAP	10,07,083	0	93,750	40,00,000 40 Lacs+	11,00,833 11 Lacs+	28,99,167 28 Lacs+	28%
10	Sahi Ram	South-East	Tughlakabad	AAP	11,40,645	0	0	40,00,000 40 Lacs+	11,40,645 11 Lacs+	28,59,355 28 Lacs+	29%

Table: 10 MLAs who declared lowest expenses

**on total expenses value indicates that the MLA has not provided the total in their expenditure affidavits, it has been calculated on the basis of details provided by them in the same

Summary and Highlights of Sources of Funds Raised by MLAs in the Delhi Assembly 2025 Elections

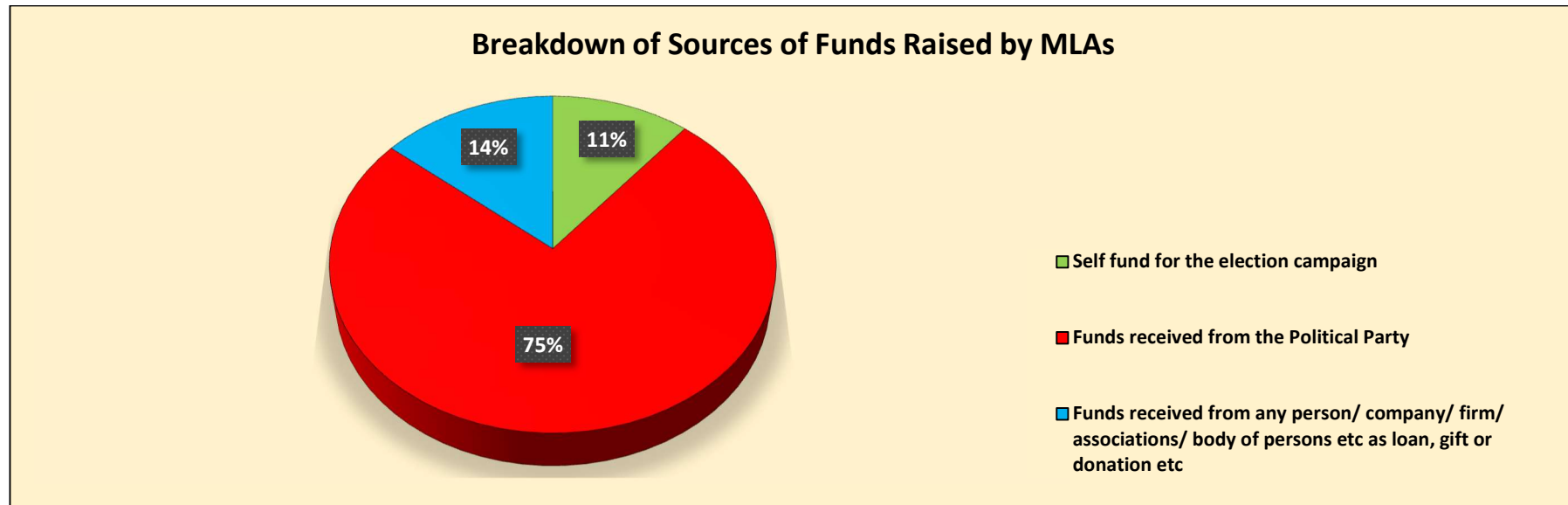


Figure: Percentage Breakdown of Funds Raised by MLAs

- Percentage Breakdown of funds Raised by MLAs:** Out of the total funds received by MLAs, **75% funds were raised from political parties**, **11% were raised by MLAs themselves** and **14% funds were raised from other sources**.
- MLAs Who Raised Funds from Political Parties:** Out of the **69 MLAs** analyzed, **55 (80%) MLAs** have declared that **they have received funds from political parties** and **14 (20%) MLAs** have declared that **they have not received any funds from political parties**.
- MLAs Who Raised Funds through any person/ company/ firm/ associations/ body of persons etc as loan, gift or donation etc:** Out of the **69 MLAs** analyzed, **39 (57%) MLAs** have declared that **they have received funds from any person/ company/ firm/ associations/ body of persons etc as loan, gift or donation etc**. and **30 (43%) MLAs** have declared that **they have not received any funds from any person/ company/ firm/ associations/ body of persons etc as loan, gift or donation etc**.
- Self-funds used for election campaign:** Out of the **69 MLAs** analyzed, **63 (91%) MLAs** have declared that **they have used their own funds for their election campaign** and **6 (9%) MLAs** have declared that **they have not used any of their own funds for their election campaign**.

Election expenses declared by MLAs in Delhi Assembly Elections, 2025: Full Details

S.No.	Name	District	Constituency	Party	Expenditure incurred by MLA			Expense Limit (Rs.)	Total expenses incurred (Rs.)	Difference between Total Expense incurred and Expense Limit (Rs.)	% of limit reached
					MLA/ election agent (Rs.)	Political Party (Rs.)	Any other association/ body of persons/ individual (Rs.)				
1	Anil Kumar Sharma	New Delhi	R K Puram	BJP	28,74,576	1,78,130	1,38,500	40,00,000 40 Lacs+	31,91,206 31 Lacs+	8,08,794 8 Lacs+	80%
2	Parduyrn Singh Rajput	South-West	Dwarka	BJP	26,70,637	2,16,089	2,57,519	40,00,000 40 Lacs+	31,44,245 31 Lacs+	8,55,755 8 Lacs+	79%
3	Ashish Sood	West	Janakpuri	BJP	28,31,321	1,88,782	48,600	40,00,000 40 Lacs+	30,68,703 30 Lacs+	9,31,297 9 Lacs+	77%
4	Gajender Drall	North-West	Mundka	BJP	26,75,055	2,38,501	0	40,00,000 40 Lacs+	29,13,556 29 Lacs+	10,86,444 10 Lacs+	73%
5	Rekha Gupta	North-West	Shalimar Bagh	BJP	26,64,191	1,90,979	17,264	40,00,000 40 Lacs+	28,72,434 28 Lacs+	11,27,566 11 Lacs+	72%
6	Mohan Singh Bisht	North-East	Mustafabad	BJP	23,06,732	2,23,174	3,26,452	40,00,000 40 Lacs+	28,56,358 28 Lacs+	11,43,642 11 Lacs+	71%
7	Kuldeep Solanki	South-West	Palam	BJP	25,51,713	2,31,573	66,577	40,00,000 40 Lacs+	28,49,863 28 Lacs+	11,50,137 11 Lacs+	71%
8	Sandeep Sehrawat	South-West	Matiala	BJP	25,96,351	2,29,577	0	40,00,000 40 Lacs+	28,25,928 28 Lacs+	11,74,072 11 Lacs+	71%
9	Karnail Singh	North	Shakur Basti	BJP	26,38,296	1,85,369	0	40,00,000 40 Lacs+	28,23,665 28 Lacs+	11,76,335 11 Lacs+	71%
10	Kartar Singh Tanwar	South	Chhatarpur	BJP	25,06,000	2,23,753	74,044	40,00,000 40 Lacs+	28,03,797 28 Lacs+	11,96,203 11 Lacs+	70%
11	Shyam Sharma	West	Hari Nagar	BJP	26,19,001	1,77,899	0	40,00,000 40 Lacs+	27,96,900 27 Lacs+	12,03,100 12 Lacs+	70%
12	Arvinder Singh Lovely	East	Gandhi Nagar	BJP	24,38,945	1,82,158	1,67,500	40,00,000 40 Lacs+	27,88,603 27 Lacs+	12,11,397 12 Lacs+	70%
13	Raj Kumar Bhatia	North	Adarsh Nagar	BJP	25,28,162	1,87,359	92,300	40,00,000 40 Lacs+	27,61,671 27 Lacs+	12,38,329 12 Lacs+	69%
14	Kailash Gahlot	South-West	Bijwasan	BJP	25,42,129	2,15,128	0	40,00,000 40 Lacs+	27,57,257 27 Lacs+	12,42,743 12 Lacs+	69%
15	Kulwant Rana	North-West	Rithala	BJP	24,96,932	2,32,490	24,000	40,00,000 40 Lacs+	27,53,422 27 Lacs+	12,46,578 12 Lacs+	69%

Data in this Kit is presented in good faith, with an intention to inform voters. MLAs' Election Expenditure affidavits from the CEO Website (<https://www.ceodelhi.gov.in/>) is the source of this analysis. Website:- www.adrindia.org, www.myneta.info

S.No.	Name	District	Constituency	Party	Expenditure incurred by MLA			Expense Limit (Rs.)	Total expenses incurred (Rs.)	Difference between Total Expense incurred and Expense Limit (Rs.)	% of limit reached
					MLA/ election agent (Rs.)	Political Party (Rs.)	Any other association/ body of persons/ individual (Rs.)				
16	Tarvinder Singh Marwah	South-East	Jangpura	BJP	25,67,118	1,76,373	0	40,00,000 40 Lacs+	27,43,493 27 Lacs+	12,56,507 12 Lacs+	69%
17	Manoj Kumar Shokeen	West	Nangloi Jat	BJP	25,19,977	2,23,149	0	40,00,000 40 Lacs+	27,43,127 27 Lacs+	12,56,873 12 Lacs+	69%
18	Umang Bajaj	New Delhi	Rajinder Nagar	BJP	23,92,316	1,84,868	1,58,000	40,00,000 40 Lacs+	27,35,184 27 Lacs+	12,64,816 12 Lacs+	68%
19	Jitender Mahajan	Shahdara	Rohtas Nagar	BJP	24,91,377	1,97,037	31,573	40,00,000 40 Lacs+	27,19,987 27 Lacs+	12,80,013 12 Lacs+	68%
20	Gajender Singh Yadav	South	Mehrauli	BJP	25,05,000	2,13,058	0	40,00,000 40 Lacs+	27,18,058 27 Lacs+	12,81,942 12 Lacs+	68%
21	Ravi Kant	East	Trilokpuri	BJP	25,28,342	1,80,361	0	40,00,000 40 Lacs+	27,08,703 27 Lacs+	12,91,297 12 Lacs+	68%
22	Sanjay Goyal	Shahdara	Shahdara	BJP	25,10,773	1,95,481	0	40,00,000 40 Lacs+	27,06,254 27 Lacs+	12,93,746 12 Lacs+	68%
23	Surya Prakash Khatri	Central	Timarpur	BJP	25,11,706	1,92,432	0	40,00,000 40 Lacs+	27,04,138 27 Lacs+	12,95,862 12 Lacs+	68%
24	Ajay Mahawar	North-East	Ghonda	BJP	25,02,000	1,93,137	0	40,00,000 40 Lacs+	26,95,137 26 Lacs+	13,04,863 13 Lacs+	67%
25	Abhay Kumar Verma	East	Laxmi Nagar	BJP	26,15,112	73,750	0	40,00,000 40 Lacs+	26,88,862 26 Lacs+	13,11,138 13 Lacs+	67%
26	Satish Upadhyay	South	Malviya Nagar	BJP	25,05,902	1,79,911	0	40,00,000 40 Lacs+	26,85,813 26 Lacs+	13,14,187 13 Lacs+	67%
27	Tilak Ram Gupta	North-West	Tri Nagar	BJP	0	26,76,378	0	40,00,000 40 Lacs+	26,76,378 26 Lacs+	13,23,622 13 Lacs+	67%
28	Ravinder Singh Negi	East	Patparganj	BJP	23,15,492	3,37,177	0	40,00,000 40 Lacs+	26,52,669 26 Lacs+	13,47,331 13 Lacs+	66%
29	Om Prakash Sharma	Shahdara	Vishwas Nagar	BJP	24,99,404	1,25,956	0	40,00,000 40 Lacs+	26,25,360 26 Lacs+	13,74,640 13 Lacs+	66%
30	Poonam Sharma	North	Wazirpur	BJP	23,85,547	1,99,042	0	40,00,000 40 Lacs+	25,84,589 25 Lacs+	14,15,411 14 Lacs+	65%
31	Raj Kumar Chauhan	North-West	Mangol Puri	BJP	82,925	25,00,000	0	40,00,000 40 Lacs+	25,82,925 25 Lacs+	14,17,075 14 Lacs+	65%

Data in this Kit is presented in good faith, with an intention to inform voters. MLAs' Election Expenditure affidavits from the CEO Website (<https://www.ceodelhi.gov.in/>) is the source of this analysis. Website:- www.adrindia.org, www.myneta.info

S.No.	Name	District	Constituency	Party	Expenditure incurred by MLA			Expense Limit (Rs.)	Total expenses incurred (Rs.)	Difference between Total Expense incurred and Expense Limit (Rs.)	% of limit reached
					MLA/ election agent (Rs.)	Political Party (Rs.)	Any other association/ body of persons/ individual (Rs.)				
32	Dr Anil Goyal	East	Krishna Nagar	BJP	18,02,408	6,82,670	0	40,00,000 40 Lacs+	25,73,935 25 Lacs+	14,26,065 14 Lacs+	64%
33	Pankaj Kumar Singh	South-West	Vikaspuri	BJP	22,04,990	2,38,180	0	40,00,000 40 Lacs+	24,43,170 24 Lacs+	15,56,830 15 Lacs+	61%
34	Ravinder Indraj Singh	North	Bawana	BJP	22,23,759	1,97,681	0	40,00,000 40 Lacs+	24,21,440 24 Lacs+	15,78,560 15 Lacs+	61%
35	Atishi	South-East	Kalkaji	AAP	18,43,178	2,56,660	2,24,220	40,00,000 40 Lacs+	23,24,058 23 Lacs+	16,75,942 16 Lacs+	58%
36	Chandan Kumar Choudhary	South-East	Sangam Vihar	BJP	20,84,566	2,33,052	0	40,00,000 40 Lacs+	23,17,618 23 Lacs+	16,82,382 16 Lacs+	58%
37	Anil Jha	North-West	Kirari	AAP	21,88,371	0	0	40,00,000 40 Lacs+	21,88,371 21 Lacs+	18,11,629 18 Lacs+	55%
38	Kapil Mishra	North-East	Karawal Nagar	BJP	18,79,455	2,31,764	0	40,00,000 40 Lacs+	21,11,219 21 Lacs+	18,88,781 18 Lacs+	53%
39	Gopal Rai	Shahdara	Babarpur	AAP	19,70,930	0	0	40,00,000 40 Lacs+	19,70,930 19 Lacs+	20,29,070 20 Lacs+	49%
40	Ashok Goel	North	Model Town	BJP	15,57,705	1,86,064	2,21,655	40,00,000 40 Lacs+	19,65,424 19 Lacs+	20,34,576 20 Lacs+	49%
41	Neelam Pahalwan	South-West	Najafgarh	BJP	16,91,751	2,35,551	0	40,00,000 40 Lacs+	19,27,302 19 Lacs+	20,72,698 20 Lacs+	48%
42	Pawan Sharma	South-West	Uttam Nagar	BJP	14,92,673	3,89,194	0	40,00,000 40 Lacs+	18,81,867 18 Lacs+	21,18,133 21 Lacs+	47%
43	Aahir Deepak Chaudhary	North	Badli	BJP	18,16,341	0	0	40,00,000 40 Lacs+	**18,16,341 18 Lacs+	21,83,659 21 Lacs+	45%
44	Jarnail Singh	West	Tilak Nagar	AAP	17,23,503	0	0	40,00,000 40 Lacs+	17,23,503 17 Lacs+	22,76,497 22 Lacs+	43%
45	Neeraj Basoya	South-East	Kasturba Nagar	BJP	15,36,592	1,75,896	0	40,00,000 40 Lacs+	17,12,488 17 Lacs+	22,87,512 22 Lacs+	43%
46	Raj Karan Khatri	North	Nerela	BJP	14,19,378	2,26,333	0	40,00,000 40 Lacs+	16,45,711 16 Lacs+	23,54,289 23 Lacs+	41%
47	Manjinder Singh Sirsa	West	Rajouri Garden	BJP	13,57,586	1,89,673	39,179	40,00,000 40 Lacs+	15,86,438 15 Lacs+	24,13,562 24 Lacs+	40%

Data in this Kit is presented in good faith, with an intention to inform voters. MLAs' Election Expenditure affidavits from the CEO Website (<https://www.ceodelhi.gov.in/>) is the source of this analysis. Website:- www.adrindia.org, www.myneta.info

S.No.	Name	District	Constituency	Party	Expenditure incurred by MLA			Expense Limit (Rs.)	Total expenses incurred (Rs.)	Difference between Total Expense incurred and Expense Limit (Rs.)	% of limit reached
					MLA/ election agent (Rs.)	Political Party (Rs.)	Any other association/ body of persons/ individual (Rs.)				
48	Sanjeev Jha	Central	Burari	AAP	14,54,721	0	84,380	40,00,000 40 Lacs+	15,39,102 15 Lacs+	24,60,898 24 Lacs+	38%
49	Harish Khurana	West	Moti Nagar	BJP	13,11,461	1,92,996	0	40,00,000 40 Lacs+	15,04,457 15 Lacs+	24,95,543 24 Lacs+	38%
50	Amanatullah Khan	South-East	Okhla	AAP	14,89,830	0	0	40,00,000 40 Lacs+	14,89,832 14 Lacs+	25,10,168 25 Lacs+	37%
51	Kuldeep Kumar	East	Kondli	AAP	12,68,181	1,49,727	0	40,00,000 40 Lacs+	14,17,909 14 Lacs+	25,82,091 25 Lacs+	35%
52	Kailash Gangwal	West	Madipur	BJP	11,95,692	1,84,418	0	40,00,000 40 Lacs+	13,80,110 13 Lacs+	26,19,890 26 Lacs+	35%
53	Shikha Roy	New Delhi	Greater Kailash	BJP	9,03,471	1,94,021	2,51,244	40,00,000 40 Lacs+	13,48,736 13 Lacs+	26,51,264 26 Lacs+	34%
54	Ram Singh Netaji	South-East	Badarpur	AAP	13,22,975	0	0	40,00,000 40 Lacs+	13,22,975 13 Lacs+	26,77,025 26 Lacs+	33%
55	Imran Hussain	Central	Ballimaran	AAP	12,55,865	0	0	40,00,000 40 Lacs+	12,55,865 12 Lacs+	27,44,135 27 Lacs+	31%
56	Prem Chauhan	South	Deoli	AAP	8,59,994	0	0	40,00,000 40 Lacs+	12,55,782 12 Lacs+	27,44,218 27 Lacs+	31%
57	Chaudhary Zubair Ahmad	North-East	Seelam Pur	AAP	12,10,969	0	0	40,00,000 40 Lacs+	12,10,969 12 Lacs+	27,89,031 27 Lacs+	30%
58	Parvesh Sahib Singh	New Delhi	New Delhi	BJP	3,80,985	0	8,11,253	40,00,000 40 Lacs+	11,92,238 11 Lacs+	28,07,762 28 Lacs+	30%
59	Punardeep Singh Sawney (Sabby)	Central	Chandni Chowk	AAP	11,66,248	0	0	40,00,000 40 Lacs+	11,66,248 11 Lacs+	28,33,752 28 Lacs+	29%
60	Sahi Ram	South-East	Tughlakabad	AAP	11,40,645	0	0	40,00,000 40 Lacs+	11,40,645 11 Lacs+	28,59,355 28 Lacs+	29%
61	Dr. Ajay Dutt	South	Ambedkar Nagar	AAP	10,07,083	0	93,750	40,00,000 40 Lacs+	11,00,833 11 Lacs+	28,99,167 28 Lacs+	28%
62	Mukesh Kumar Ahlawat	North-West	Sultan Pur Majra	AAP	10,99,640	0	0	40,00,000 40 Lacs+	**10,99,640 10 Lacs+	29,00,360 29 Lacs+	27%
63	Som Dutt	Central	Sadar Bazar	AAP	10,30,872	0	0	40,00,000 40 Lacs+	10,30,872 10 Lacs+	29,69,128 29 Lacs+	26%

Data in this Kit is presented in good faith, with an intention to inform voters. MLAs' Election Expenditure affidavits from the CEO Website (<https://www.ceodelhi.gov.in/>) is the source of this analysis. Website:- www.adrindia.org, www.myneta.info

S.No.	Name	District	Constituency	Party	Expenditure incurred by MLA			Expense Limit (Rs.)	Total expenses incurred (Rs.)	Difference between Total Expense incurred and Expense Limit (Rs.)	% of limit reached
					MLA/ election agent (Rs.)	Political Party (Rs.)	Any other association/ body of persons/ individual (Rs.)				
64	Vishesh Ravi	Central	Karol Bagh	AAP	9,54,993	0	0	40,00,000 40 Lacs+	9,54,943 9 Lacs+	30,45,057 30 Lacs+	24%
65	Surendra Kumar	North-East	Gokalpur	AAP	6,78,009	0	90,000	40,00,000 40 Lacs+	7,68,009 7 Lacs+	32,31,991 32 Lacs+	19%
66	Pravesh Ratn	New Delhi	Patel Nagar	AAP	5,38,991	0	2,17,225	40,00,000 40 Lacs+	7,55,916 7 Lacs+	32,44,084 32 Lacs+	19%
67	Virender Singh Kadian	New Delhi	Delhi Cantt	AAP	6,54,889	0	0	40,00,000 40 Lacs+	6,54,889 6 Lacs+	33,45,111 33 Lacs+	16%
68	Veer Singh Dhangra	Shahdara	Seema Puri	AAP	6,50,490	0	0	40,00,000 40 Lacs+	6,50,490 6 Lacs+	33,49,510 33 Lacs+	16%
69	Aaley Mohammed Iqbal	Central	Matia Mahal	AAP	4,53,354	0	0	40,00,000 40 Lacs+	4,53,354 4 Lacs+	35,46,646 35 Lacs+	11%

Table: Election expenses declared by MLAs in Delhi Assembly Elections, 2025: Full Details

***on total expenses value indicates that the MLA has not provided the total in their expenditure affidavits, it has been calculated on the basis of details provided by them in the same*

MyNeta App

ADR Association for Democratic Reforms

myneta.info National Election Watch

Association for Democratic Reforms and National Election Watch present

THE UPGRADED MYNETA APP

DOWNLOAD TODAY!

And be a part of our **#MeraVoteMeraDesh** Campaign

Visit our website:
www.adrindia.org
www.myneta.info

Data in this Kit is presented in good faith, with an intention to inform voters. MLAs' Election Expenditure affidavits from the CEO Website (<https://www.ceodelhi.gov.in/>) is the source of this analysis. Website:- www.adrindia.org, www.myneta.info

To get information about candidates/parties/MPs/MLAs/corporators/PILs in courts

Journalist Helpline no.-80103-94248
Subscribe to ADR on [WhatsApp](#) for updates: 7840067840

Visit: adrindia.org and myneta.info
Email: adr@adrindia.org

To contact ADR State Partners, visit: <https://adrindia.org/about-adr/state-coordinators>

Social Media Handles



/adr.new



@adrspeaks



@adrspeaks



@adrspeaks



<https://www.linkedin.com/company/association-for-democratic-reforms/mycompany/>

Our Websites

www.adrindia.org

Provides detailed analytical reports of Lok Sabha, State Assemblies, Local Body Elections & Financial Reports and ongoing PILs in courts

www.myneta.info

Provides full information of criminal cases, asset, liability and education details declared by candidates in the self sworn affidavits

Android App

MyNeta

The criminal, financial, educational & other background information self declared by candidates in their affidavits during elections is now available on your mobile phones

Office Address

Association for Democratic Reforms
Plot No. E-5, 4th Floor, Lane-1, Westend Marg,
Saidulajab, (Behind Saket Metro Gate No. 2),
New Delhi - 110030
Phone : +91-011-4165-4200

Contact Details

Association for Democratic Reforms/National Election Watch/ Delhi Election Watch

<p>Media and Journalist Helpline</p> <p>+91 80103 94248 Email: adr@adrindia.org</p>	<p>Maj.Gen. Anil Verma (Retd) Head</p> <p>Association for Democratic Reforms, National Election Watch 011 4165 4200, adr@adrindia.org, anilverma@adrindia.org</p>	<p>Prof Jagdeep Chhokar IIM Ahmedabad (Retd.) Founder Member,</p> <p>Association for Democratic Reforms, National Election Watch jchhokar@gmail.com</p>	<p>Prof Trilochan Sastry IIM Bangalore (Retd.) Founder Member,</p> <p>Association for Democratic Reforms, National Election Watch tsastry@gmail.com</p>
--	---	--	---

DISCLAIMER

All information about MLAs, in this report has been taken from the election expenditure statements filed by them and submitted to the Chief Electoral Officer, Delhi. **ADR does not add or subtract any information, unless the EC changes the data. In particular, no unverified information from any other source is used.** Copies of election expenditure statements were obtained from the CEO's website (<https://www.ceodelhi.gov.in/>). While all efforts have been made to ensure that the information is in keeping with what is mentioned in the election expenditure statements, in case of discrepancy between information in this report and that given in the election expenditure statements, the information reported in the election expenditure statements filed by MLAs should be treated as correct. Association for Democratic Reforms, Delhi Election Watch and their volunteers are not responsible or liable for any damage arising directly or indirectly from the publication of this report.