

## Analysis of Election Expenditure Statements of MLAs Tripura Assembly Elections, 2018

***According to Section 78 of the Representation of the People Act, 1951, every contesting Winner has to lodge a true copy of his election expenses within 30 days from the date of declaration of result of election, with the District Election Officer in all States and Union Territories.*** Tripura Election Watch and Association for Democratic Reforms (ADR) have analyzed all 60 election expenditure statements submitted after the Tripura 2018 Assembly for newly elected MLAs. The expenditure limit for the Winners during the Tripura Assembly elections was Rs. 20 lakhs. These election expense documents include *details of expenses on public meeting and processions, campaigning through electronic and print media, expense on campaign workers, expense on vehicles used and expense on campaign materials.*

### **Recommendations:**

1. Each Winner is required to file his election expenditure statement within 30 days of the results of the elections, the deadline in case of the Tripura Assembly Elections being the 3<sup>rd</sup> April, 2018. **It is recommended that the Abstract Expenditure Statement (Annexure 15) of the Winners is uploaded on the website of the CEO within 72 hours of the receipt of the statement.**
2. The deadline for filing an election petition against any Winner is 45 days after the declaration of the results. Generally, Winners submit their election expenditure statements towards the end of the 30 days given for submission of the statements. This leaves 15 days for any common citizen to file an election petition against any Winner. The deadline for filing an election petition should be increased in order to give the citizens time to scrutinize the election expenditure statements of the Winners and gather the relevant documents/proof etc. for the election petition.
3. As has been instated in the filing of affidavits during the elections, the Winners should not be allowed to keep any field blank on the Abstract Election Expenditure statement (Annexure 15) and Schedule 1 to 9. The statements must be filled in a legible format and overwriting of amounts in the statement should be discouraged.

## Table of Contents

|   |           |
|---|-----------|
| <b>ANALYSIS OF ELECTION EXPENDITURE STATEMENTS OF MLAS TRIPURA ASSEMBLY ELECTIONS, 2018</b>               | <b>1</b>  |
| <b>SUMMARY AND HIGHLIGHTS OF ELECTION EXPENSES OF MLAS FROM THE TRIPURA ASSEMBLY 2018 ELECTIONS</b>       | <b>3</b>  |
| <b>SUMMARY AND HIGHLIGHTS OF FUNDS RAISED BY MLAs IN THE TRIPURA ASSEMBLY 2018 ELECTIONS</b>              | <b>9</b>  |
| <b>SUMMARY AND HIGHLIGHTS OF ELECTION EXPENSES OF MINISTERS FROM THE TRIPURA ASSEMBLY ELECTIONS, 2018</b> | <b>11</b> |
| <b>SUMMARY AND HIGHLIGHTS OF FUNDS RAISED BY MINISTERS IN THE TRIPURA ASSEMBLY 2018 ELECTIONS</b>         | <b>13</b> |
| <b>TOP 10 MLAs WITH HIGHEST DECLARED ELECTION EXPENSES IN 2018 TRIPURA ASSEMBLY ELECTIONS .....</b>       | <b>14</b> |
| <b>10 LOWEST ELECTION EXPENSES DECLARED BY MLAs.....</b>  | <b>15</b> |
| <b>PARTY-WISE AVERAGE EXPENSES DECLARED BY MLAs.....</b>  | <b>16</b> |
| <b>AVERAGE SELF-FUNDS USED FOR ELECTION CAMPAIGN (PARTY-WISE).....</b>                                    | <b>16</b> |
| <b>AVERAGE FUNDS RAISED FROM POLITICAL PARTIES (PARTY-WISE).....</b>                                      | <b>17</b> |
| <b>AVERAGE FUNDS RAISED FROM OTHER SOURCES (PARTY-WISE) .....</b>   | <b>17</b> |
| <b>PARTY-WISE AVERAGE EXPENSES ON PUBLIC MEETINGS, PROCESSIONS ETC. WITH AND WITHOUT STAR CAMPAIGNERS</b> | <b>18</b> |
| <b>PARTY WISE AVERAGE ELECTION EXPENSE OF MLAs ON CAMPAIGN MATERIALS .....</b>                            | <b>18</b> |
| <b>PARTY WISE AVERAGE ELECTION EXPENSE OF MLAs ON ELECTRONIC MEDIA .....</b>                              | <b>19</b> |
| <b>PARTY WISE AVERAGE ELECTION EXPENSE OF MLAs ON CAMPAIGN VEHICLES .....</b>                             | <b>19</b> |
| <b>PARTY WISE AVERAGE ELECTION EXPENSE OF MLAs ON CAMPAIGN WORKERS .....</b>                              | <b>20</b> |
| <b>ELECTION EXPENSES DECLARED BY MLAs IN TRIPURA ASSEMBLY ELECTIONS, 2018: FULL DETAILS .....</b>         | <b>21</b> |
| <b>DISCLAIMER .....</b>   | <b>27</b> |

Data in this Kit is presented in good faith, with an intention to inform voters. MLAs' Election Expenditure Affidavits from the CEO Website (<http://ceotripura.nic.in/>) is the source of this analysis.

Website:- [www.adrindia.org](http://www.adrindia.org), [www.myneta.info](http://www.myneta.info)

## Summary and Highlights of Election Expenses of MLAs from the Tripura Assembly 2018 Elections

1. **Less than 50% of the Limit:** Out of 60 MLAs analyzed, **25(42%)** MLAs have declared election expenses of less than 50% of the expense limit in their constituency.
2. **Average Election Expenses:** Based on the election expense declarations of 60 MLAs from Tripura Assembly, the average amount of money spent by them in the elections is **Rs 11.25 lakhs, which is 56% of the expense limit.**
3. **Party-wise Average Election Expenses:** The party wise average election expenses shows that the average spending for **36 MLAs from BJP is Rs 12.96 lakhs** (64.8% of the expense limit). For **16 MLAs from CPI(M)**, the average election expenditure is **Rs 7.68 lakhs** (38.4% of the expense limit) and for **8 IPFT MLAs**, the average election expenditure is **Rs 10.69 Lakhs** (53.5% of the expense limit).

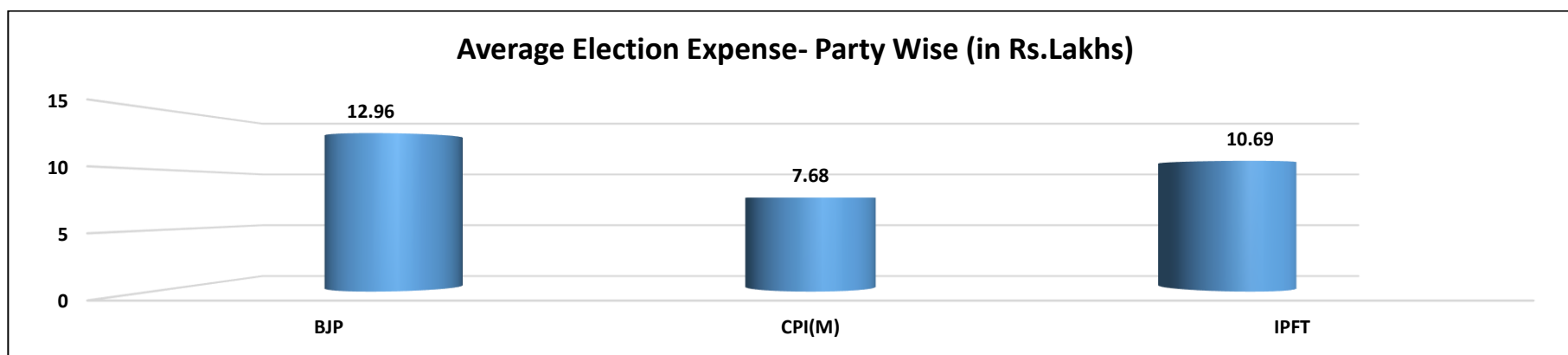


Figure 1: Party-wise Average Election Expenses (Rs. in lakhs)

Data in this Kit is presented in good faith, with an intention to inform voters. MLAs' Election Expenditure Affidavits from the CEO Website (<http://ceotripura.nic.in/>) is the source of this analysis.

Website:- [www.adrindia.org](http://www.adrindia.org), [www.myneta.info](http://www.myneta.info)

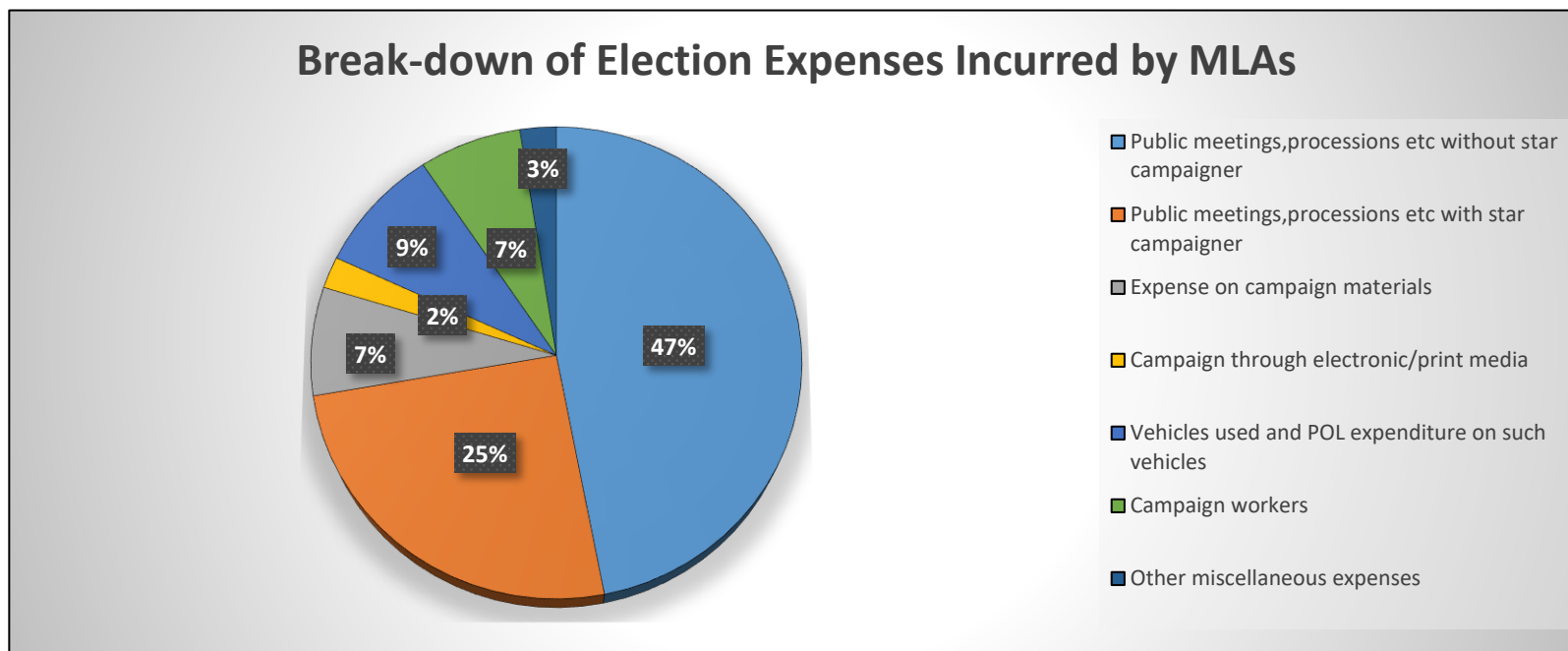


Figure 2: Break Down of Elections Expenses Incurred by MLAs

1. **Top 3 MLAs with highest Election Expenses:** The details of top 3 MLAs who have declared highest election expenses are given below:

| S.No. | Name                | District      | Constituency | Party | Expense Limit (Rs.)   | Total expenses incurred/ authorized (Rs.) | % of limit reached |
|-------|---------------------|---------------|--------------|-------|-----------------------|---|--------------------|
| 1     | Sambhu Lal Chakma   | Dhalai        | Chawmanu     | BJP   | 20,00,000<br>20 Lacs+ | 19,70,074<br>19 Lacs+                     | 99%                |
| 2     | Prem Kumar Reang    | North Tripura | Kanchanpur   | IPFT  | 20,00,000<br>20 Lacs+ | 19,64,986<br>19 Lacs+                     | 98%                |
| 3     | Sri Biswabandhu Sen | North Tripura | Dharmanagar  | BJP   | 20,00,000<br>20 Lacs+ | 19,09,873<br>19 Lacs+                     | 95%                |

Table 1: Top 3 MLAs with highest election expenditure

Data in this Kit is presented in good faith, with an intention to inform voters. MLAs' Election Expenditure Affidavits from the CEO Website (<http://ceotripura.nic.in/>) is the source of this analysis.  
Website:- [www.adrindia.org](http://www.adrindia.org), [www.myneta.info](http://www.myneta.info)

**2. MLAs with lowest Election Expenses:** The details of top 3 MLAs who have declared lowest election expenses are given below:

| S.No. | Name              | District      | Constituency | Party  | Expense Limit (Rs.)   | Total expenses incurred/ authorized (Rs.) | % of limit reached |
|-------|-------------------|---------------|--------------|--------|-----------------------|---|--------------------|
| 1     | Sudhangshu Das    | Unakoti       | Fatikroy     | BJP    | 20,00,000<br>20 Lacs+ | 3,64,622<br>3 Lacs+                       | 18%                |
| 2     | Tapan Chakrabarti | Unakoti       | Chandipur    | CPI(M) | 20,00,000<br>20 Lacs+ | 4,05,787<br>4 Lacs+                       | 20%                |
| 3     | Sudhan Das        | South Tripura | Rajnagar     | CPI(M) | 20,00,000<br>20 Lacs+ | 4,81,111<br>4 Lacs+                       | 24%                |

**Table 2: MLAs with lowest election expenditure**

- 3. Expense on Public Meeting, Rally, and Processions with Star Campaigners:** Out of the 60 MLAs analyzed, **10 (17%) MLAs** have declared that **they have not spent any amount on** public meetings, processions etc. with star campaigners.
- 4. Expense on Public Meeting, Rally, and Processions without Star Campaigners:** Out of the 60 MLAs analyzed, none of the **MLAs** have declared that **they have not spent any amount on** public meetings, processions etc. without star campaigners.
- 5. Expense on Campaigning through electronic/print media:** **53(88%) MLAs** have declared that they have **not spent any amount on** campaigning through electronic/print media.
- 6. Expense on Campaign Workers:** **30 (50%) MLAs** have declared that they **have not spent any amount on** campaign workers.
- 7. Expense on Campaign Materials.:** **35 (58%) MLAs** have declared that they **have not spent any amount on** campaign materials.
- 8. Expense on Campaign Vehicles.:** **7 (12%) MLAs** have declared that they **have not spent any amount on** campaign vehicles.

Data in this Kit is presented in good faith, with an intention to inform voters. MLAs' Election Expenditure Affidavits from the CEO Website (<http://ceotripura.nic.in/>) is the source of this analysis.

Website:- [www.adrindia.org](http://www.adrindia.org), [www.myneta.info](http://www.myneta.info)

9. Party-wise average expenses on Public Meetings, Processions with Star Campaigner:

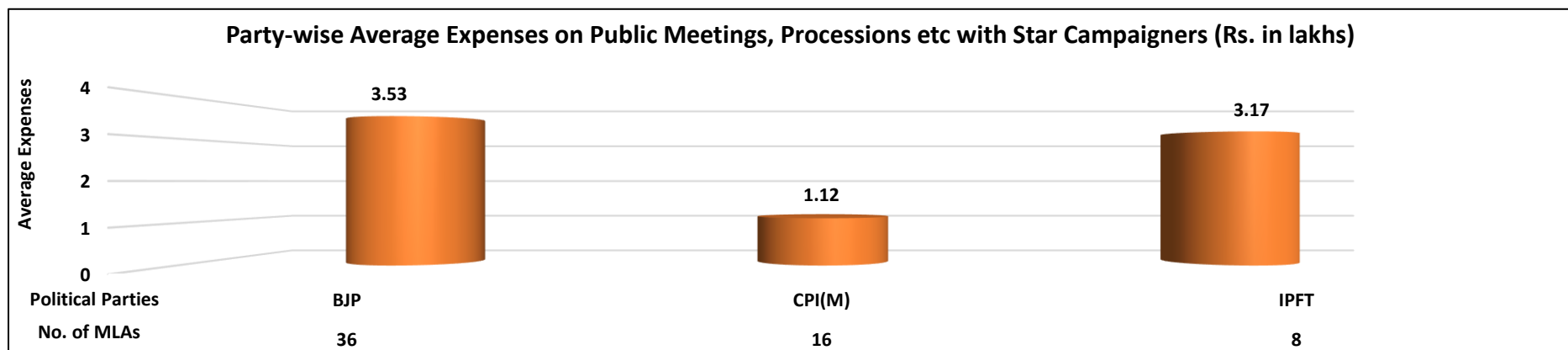


Figure 3: Party-wise Average Expenses on Public Meetings, Processions etc. with Star Campaigners (Rs. in lakhs)

10. Party-wise average expenses on Public Meetings, Processions without Star Campaigner:

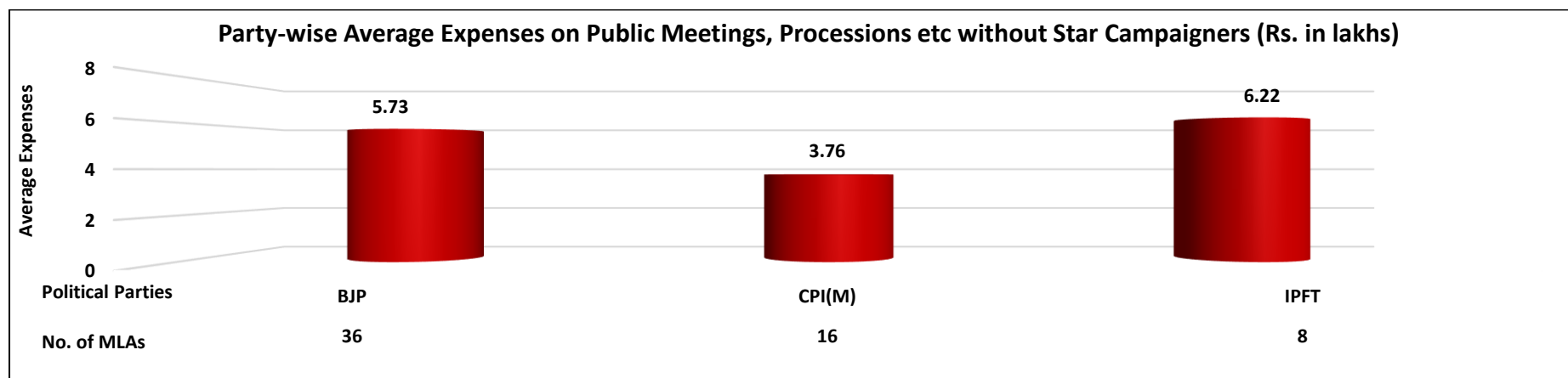


Figure 4: Party-wise Average Expenses on Public Meetings, Processions etc. without Star Campaigners (Rs. in lakhs)

Data in this Kit is presented in good faith, with an intention to inform voters. MLAs' Election Expenditure Affidavits from the CEO Website (<http://ceotripura.nic.in/>) is the source of this analysis.

Website:- [www.adrindia.org](http://www.adrindia.org), [www.myneta.info](http://www.myneta.info)

### 11. Party-wise average expenses on Campaign Materials:

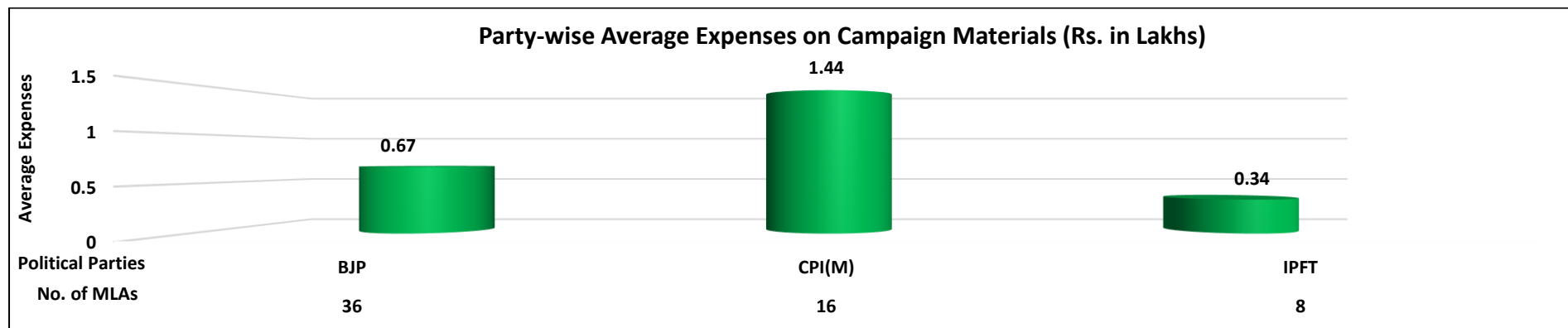


Figure 5: Party-wise Average Expenses on Campaign Materials (Rs. in lakhs)

### 12. Party-wise average expenses on Electronic Media:

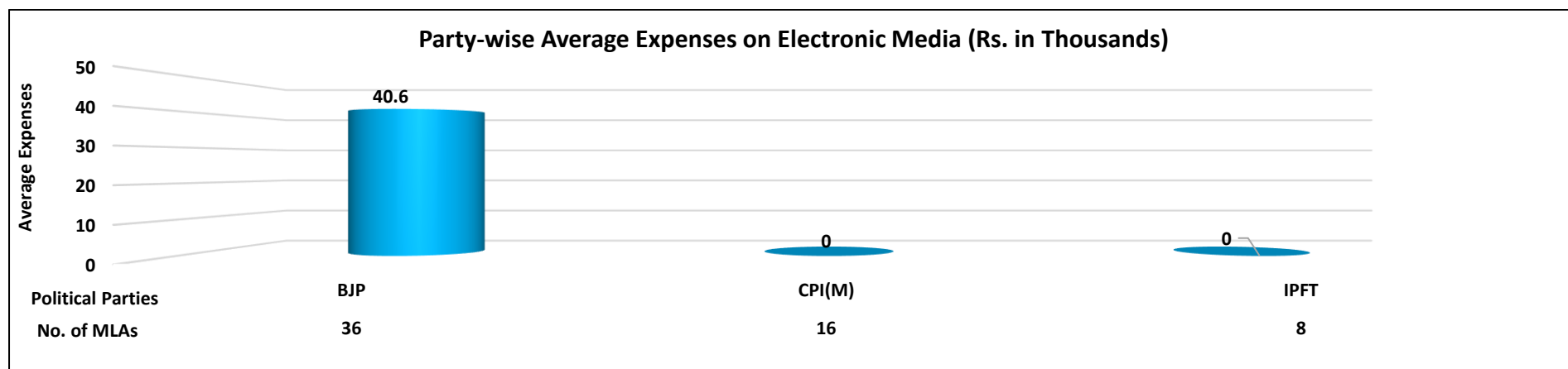


Figure 6: Party-wise Average Expenses on Electronic Media (Rs. in Thousands)

Data in this Kit is presented in good faith, with an intention to inform voters. MLAs' Election Expenditure Affidavits from the CEO Website (<http://ceotripura.nic.in/>) is the source of this analysis.  
Website:- [www.adrindia.org](http://www.adrindia.org), [www.myneta.info](http://www.myneta.info)

### 13. Party-wise average expenses on Campaign Vehicles:

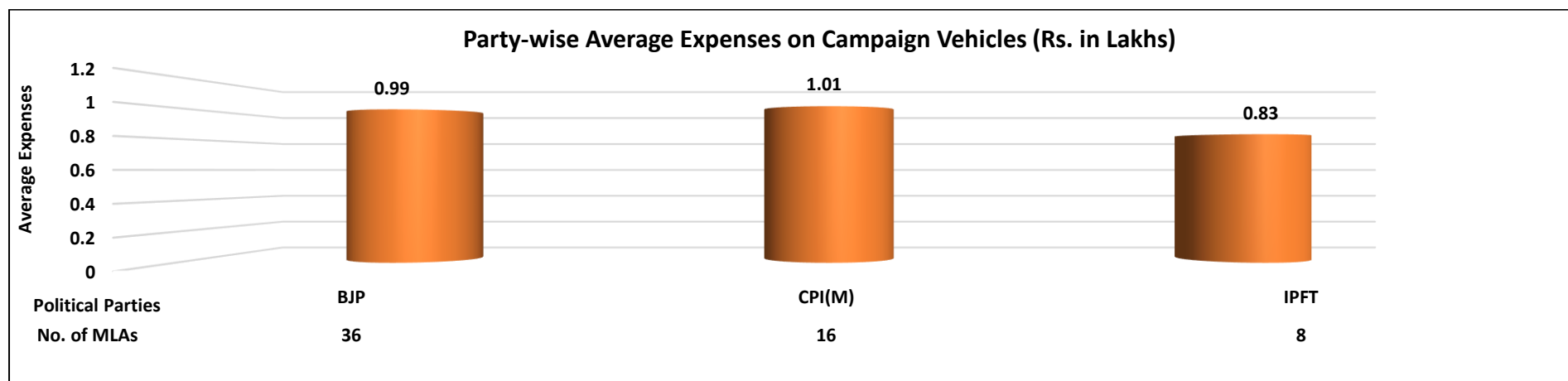


Figure 7: Party-wise Average Expenses on Campaign Vehicles (Rs. in lakhs)

### 14. Party-wise average expenses on Campaign Workers:

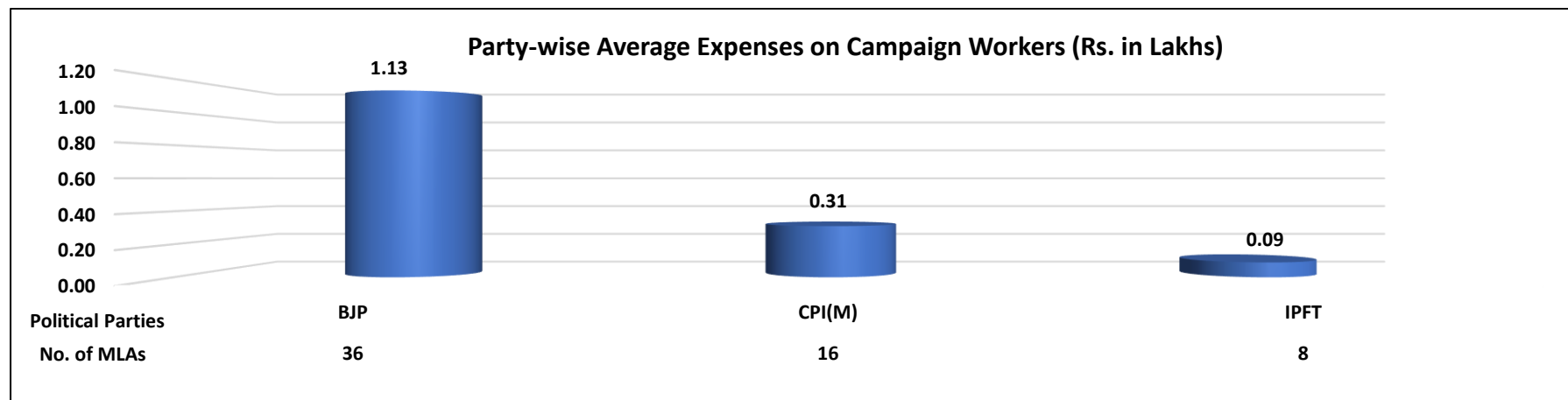


Figure 8: Party-wise Average Expenses on Campaign Workers (Rs. in lakhs)

Data in this Kit is presented in good faith, with an intention to inform voters. MLAs' Election Expenditure Affidavits from the CEO Website (<http://ceotripura.nic.in/>) is the source of this analysis.

Website:- [www.adrindia.org](http://www.adrindia.org), [www.myneta.info](http://www.myneta.info)



## Summary and Highlights of Funds Raised by MLAs in the Tripura Assembly 2018 Elections

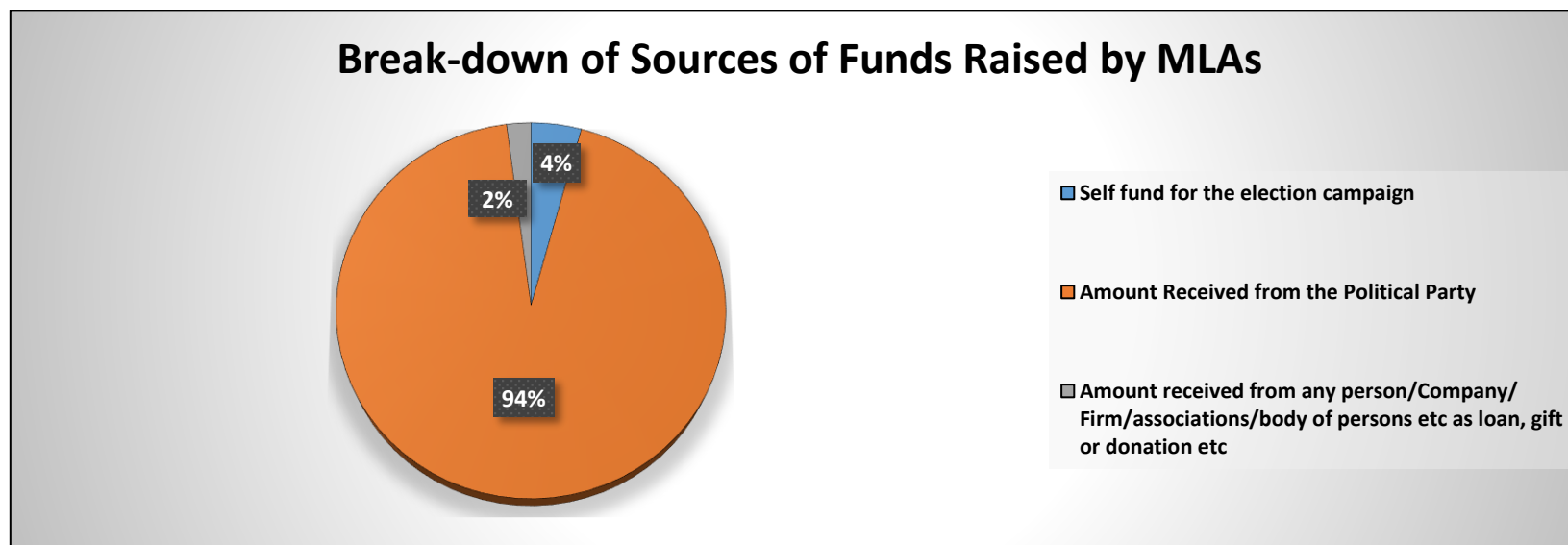


Figure 9: Percentage Break-down of Funds Raised by MLAs

1. **Percentage break-down of funds received by MLAs:** Out of the total funds received by MLAs, **94% funds were raised from political parties, 4% were raised by MLAs themselves and 2% funds were raised from other sources.**
2. **MLAs Who Raised Funds from Political Parties:** Out of the 60 MLAs analyzed, none of the **MLAs** have declared that **they have not received any funds from political parties.**
3. **MLAs Who Raised Funds through any person/ company/ firm/ associations/ body of persons etc as loan, gift or donation etc:** Out of the 60 MLAs analyzed, **50(83%) MLAs** have declared that **they have not received any funds from any person/ company/ firm/ associations/ body of persons etc as loan, gift or donation etc.**
4. **Self-funds used for election campaign:** Out of the 60 MLAs analyzed, **27 (45%) MLAs** have declared that **they have not used any of their own funds for their election campaign.**

Data in this Kit is presented in good faith, with an intention to inform voters. MLAs' Election Expenditure Affidavits from the CEO Website (<http://ceotripura.nic.in/>) is the source of this analysis.

Website:- [www.adrindia.org](http://www.adrindia.org), [www.myneta.info](http://www.myneta.info)

5. **Average funds raised from Political Parties (Party-wise):** On an average a MLA from **BJP** raised **94%**, a MLA from **CPI(M)** raised **99.83%** and on an average a MLA from **IPFT** raised **81%** of his/her election expense funds from the political party.
6. **Average funds raised through any person/company/firm/associations/body of persons etc as loan, gift or donation etc (Party-wise):** On an average a MLA from **BJP** raised **2%** of his/her election expense funds from any person/company/firm/associations/body of persons etc. as loan, gift or donation and **8 IPFT** MLAs raised on an average **7%** of their expense funds from any person/ company/ firm/ associations/ body of persons etc. as loan, gift or donation.

## Summary and Highlights of Election Expenses of Ministers from the Tripura Assembly Elections, 2018

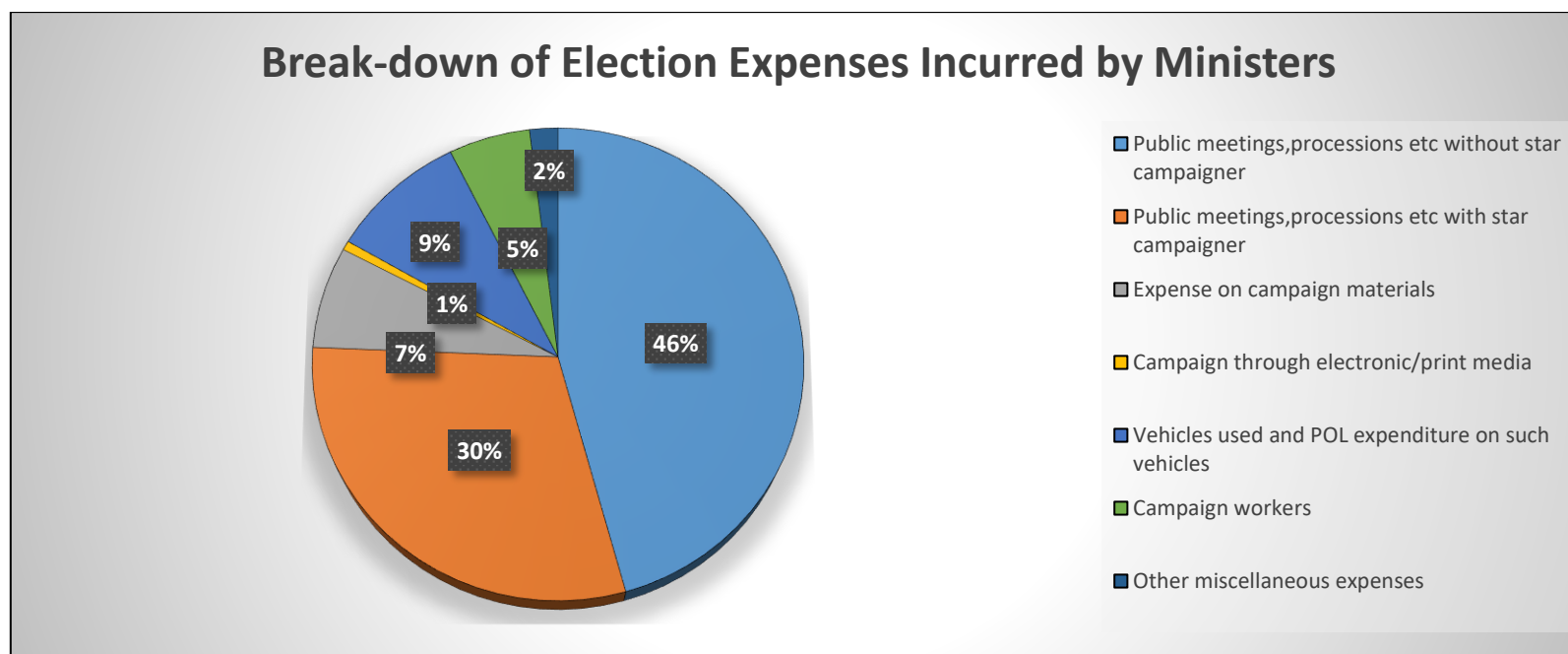


Figure 10: Break-down of Election Expenses Incurred by Ministers

1. **Less than 50% of the Limit:** Based on the election expense declarations of all 9 Ministers analysed from Tripura Assembly 2018, **3(33%) have declared election expenses of less than 50% of the expense limit** in their constituency.
2. **Average Election Expenditure:** Based on the election expense declarations of all 9 Ministers from Tripura Assembly 2018, the **average amount of money spent** by them in the elections is about **Rs 12.13 lakhs, which is 61% of the expense limit**.
3. **Top 3 Ministers with highest Election Expenditure:** The details of top 3 ministers with highest election expenditure are given below:

| S.No. | Name                | District      | Constituency   | Party | Expense Limit (Rs.)   | Total expenses incurred/ authorized (Rs.) | % of limit reached |
|-------|---------------------|---------------|----------------|-------|-----------------------|---|--------------------|
| 1     | Santana Chakma      | North Tripura | Pencharthal    | BJP   | 20,00,000<br>20 Lacs+ | 16,23,062<br>16 Lacs+                     | 81%                |
| 2     | Manoj Kanti Deb     | Dhalai        | Kamalpur       | BJP   | 20,00,000<br>20 Lacs+ | 15,13,094<br>15 Lacs+                     | 76%                |
| 3     | Pranajit Singha Roy | Gomati        | Radhakishorpur | BJP   | 20,00,000<br>20 Lacs+ | 15,11,125<br>15 Lacs+                     | 76%                |

Table 1: Top 3 Ministers with Highest Election Expenditure

4. **Top 3 Ministers with lowest Election Expenditure:** The details of top 3 ministers with lowest election expenditure are given below:

| S.No. | Name                      | District     | Constituency | Party | Expense Limit (Rs.)   | Total expenses incurred/ authorized (Rs.) | % of limit reached |
|-------|---------------------------|--------------|--------------|-------|-----------------------|---|--------------------|
| 1     | Narendra Chandra Debbarma | Sepahijala   | Takarjala    | IPFT  | 20,00,000<br>20 Lacs+ | 7,60,019<br>7 Lacs+                       | 38%                |
| 2     | Mevar Kumar Jamatia       | Khowai       | Asharambari  | IPFT  | 20,00,000<br>20 Lacs+ | 9,31,479<br>9 Lacs+                       | 47%                |
| 3     | Shri Sudip Roy Barman     | West Tripura | Agartala     | BJP   | 20,00,000<br>20 Lacs+ | 9,46,900<br>9 Lacs+                       | 47%                |

Table 2: Top 3 Ministers with Lowest Election Expenditure

Data in this Kit is presented in good faith, with an intention to inform voters. MLAs' Election Expenditure Affidavits from the CEO Website (<http://ceotripura.nic.in/>) is the source of this analysis.

Website:- [www.adrindia.org](http://www.adrindia.org), [www.myneta.info](http://www.myneta.info)

## Summary and Highlights of Funds Raised by Ministers in the Tripura Assembly 2018 Elections

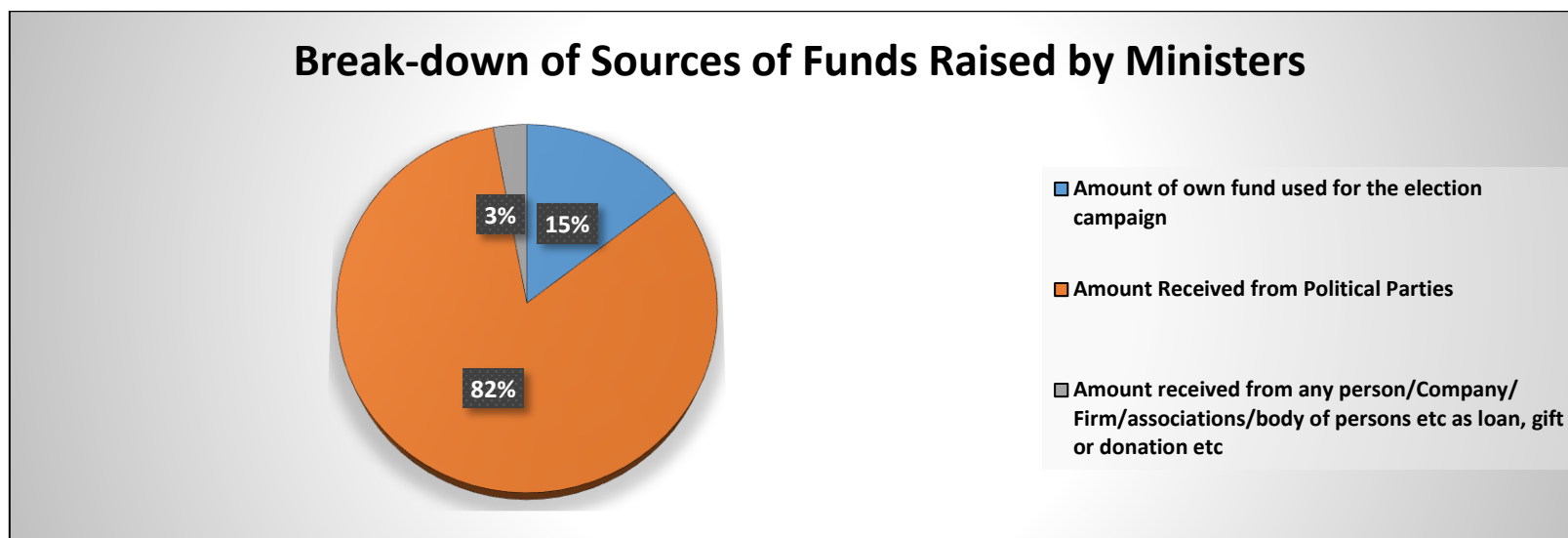


Figure 11: Percentage Break-down of Funds Raised by Ministers

1. **Percentage break-down of funds received by Ministers:** Out of the total funds received by Ministers, **82% funds were raised from political parties**, **15% were raised by Ministers themselves** and **3% funds were raised from other sources**.
2. **Ministers Who Raised Funds from Political Party:** Out of the 9 Ministers analyzed, none of the **Ministers** have declared that **they have not received any funds from political parties**.
3. **Ministers Who Raised Funds through any person/ company/ firm/ associations/ body of persons etc as loan, gift or donation etc:** Out of the 9 Ministers analyzed, **5 Ministers** have declared that **they have not received any funds from any person/ company/ firm/ associations/ body of persons etc as loan, gift or donation etc**.

Data in this Kit is presented in good faith, with an intention to inform voters. MLAs' Election Expenditure Affidavits from the CEO Website (<http://ceotripura.nic.in/>) is the source of this analysis.

Website:- [www.adrindia.org](http://www.adrindia.org), [www.myneta.info](http://www.myneta.info)

### Top 10 MLAs with highest declared election expenses in 2018 Tripura Assembly Elections

| S.No. | Name                    | District      | Constituency | Party | Expenditure incurred/authorized by MLA |                          |  | Expense Limit (Rs.)   | Total expenses incurred/ authorized (Rs.) | % of limit reached |
|-------|-------------------------|---------------|--------------|-------|--|--------------------------|--|-----------------------|---|--------------------|
|       |                         |               |              |       | MLA /his election agent (Rs.)          | By Political Party (Rs.) | Any other association/ body of persons/ individual (Rs.) |                       |   |                    |
| 1     | SAMBHU LAL CHAKMA       | DHALAI        | CHAWMANU     | BJP   | 9,34,180                               | 10,35,894                | 0  | 20,00,000<br>20 Lacs+ | 19,70,074<br>19 Lacs+                     | 99%                |
| 2     | PREM KUMAR REANG        | NORTH TRIPURA | KANCHANPUR   | IPFT  | 14,19,926                              | 5,45,060                 | 0  | 20,00,000<br>20 Lacs+ | 19,64,986<br>19 Lacs+                     | 98%                |
| 3     | SRI BISWABANDHU SEN     | NORTH TRIPURA | DHARMANAGAR  | BJP   | 19,09,873                              | 0                        | 0  | 20,00,000<br>20 Lacs+ | 19,09,873<br>19 Lacs+                     | 95%                |
| 4     | BINAY BHUSHAN DAS       | NORTH TRIPURA | PANISAGAR    | BJP   | 11,32,594                              | 7,40,180                 | 0  | 20,00,000<br>20 Lacs+ | 18,72,774<br>18 Lacs+                     | 94%                |
| 5     | DIBA CHANDRA HRANGKHAWL | DHALAI        | KARAMCHARA   | BJP   | 50,000                                 | 17,25,746                | 0  | 20,00,000<br>20 Lacs+ | 17,75,746<br>17 Lacs+                     | 89%                |
| 6     | BIPLAB KUMAR GHOSH      | GOMATI        | MATARBARI    | BJP   | 11,58,009                              | 6,03,114                 | 0  | 20,00,000<br>20 Lacs+ | 17,61,123<br>17 Lacs+                     | 88%                |
| 7     | PARIMAL DEBBARMA        | DHALAI        | AMBASSA      | BJP   | 8,42,180                               | 8,81,405                 | 0  | 20,00,000<br>20 Lacs+ | 17,23,594<br>17 Lacs+                     | 86%                |
| 8     | SANTANA CHAKMA          | NORTH TRIPURA | PENCHARTHAL  | BJP   | 16,23,062                              | 0                        | 0  | 20,00,000<br>20 Lacs+ | 16,23,062<br>16 Lacs+                     | 81%                |
| 9     | RATAN CHAKRABORTY       | WEST TRIPURA  | KHAYERPUR    | BJP   | 13,17,820                              | 2,25,500                 | 0  | 20,00,000<br>20 Lacs+ | 15,43,320<br>15 Lacs+                     | 77%                |
| 10    | MANOJ KANTI DEB         | DHALAI        | KAMALPUR     | BJP   | 7,87,239                               | 7,25,855                 | 0  | 20,00,000<br>20 Lacs+ | 15,13,094<br>15 Lacs+                     | 76%                |

Table 1: Top 10 highest expenses declared by MLAs

Data in this Kit is presented in good faith, with an intention to inform voters. MLAs' Election Expenditure Affidavits from the CEO Website (<http://ceotripura.nic.in/>) is the source of this analysis.

Website:- [www.adrindia.org](http://www.adrindia.org), [www.myneta.info](http://www.myneta.info)

### 10 lowest election expenses declared by MLAs

| S.No. | Name                   | District      | Constituency    | Party  | Expenditure incurred/authorized by MLA |                          |  | Expense Limit (Rs.)   | Total expenses incurred/ authorized (Rs.) | % of limit reached |
|-------|------------------------|---------------|-----------------|--------|--|--------------------------|--|-----------------------|---|--------------------|
|       |                        |               |                 |        | MLA/his election agent (Rs.)           | By Political Party (Rs.) | Any other association/ body of persons/ individual (Rs.) |                       |   |                    |
| 1     | SUDHANGSHU DAS         | UNAKOTI       | FATIKROY        | BJP    | 2,69,099                               | 95,523                   | 0  | 20,00,000<br>20 Lacs+ | 3,64,622<br>3 Lacs+                       | 18%                |
| 2     | TAPAN CHAKRABARTI      | UNAKOTI       | CHANDIPUR       | CPI(M) | 3,89,342                               | 16,445                   | 0  | 20,00,000<br>20 Lacs+ | 4,05,787<br>4 Lacs+                       | 20%                |
| 3     | SUDHAN DAS             | SOUTH TRIPURA | RAJNAGAR        | CPI(M) | 4,81,111                               | 0                        | 0  | 20,00,000<br>20 Lacs+ | 4,81,111<br>4 Lacs+                       | 24%                |
| 4     | SINDHU CHANDRA JAMATIA | GOMATI        | AMPINAGAR       | IPFT   | 5,06,000                               | 0                        | 0  | 20,00,000<br>20 Lacs+ | 5,06,000<br>5 Lacs+                       | 25%                |
| 5     | NIRMAL BISWAS          | KHOWAI        | KHOWAI          | CPI(M) | 91,119                                 | 2,41,615                 | 2,42,851   | 20,00,000<br>20 Lacs+ | 5,75,585<br>5 Lacs+                       | 29%                |
| 6     | BADAL CHOUDHURY        | SOUTH TRIPURA | HRISHYAMUKH     | CPI(M) | 5,78,807                               | 0                        | 0  | 20,00,000<br>20 Lacs+ | 5,78,807<br>5 Lacs+                       | 29%                |
| 7     | SURAJIT DATTA          | WEST TRIPURA  | RAMNAGAR        | BJP    | 3,44,075                               | 3,06,286                 | 0  | 20,00,000<br>20 Lacs+ | 6,50,361<br>6 Lacs+                       | 33%                |
| 8     | ISLAM UDDIN            | NORTH TRIPURA | KADAMTALA-KURTI | CPI(M) | 6,67,100                               | 0                        | 0  | 20,00,000<br>20 Lacs+ | 6,67,100<br>6 Lacs+                       | 33%                |
| 9     | SHYAMAL CHAKRABORTY    | SEPAHIJALA    | SONAMURA        | CPI(M) | 6,88,521                               | 0                        | 0  | 20,00,000<br>20 Lacs+ | 6,88,521<br>6 Lacs+                       | 34%                |
| 10    | MOBOSAR ALI            | UNAKOTI       | KAILASHAHAR     | CPI(M) | 7,14,208                               | 16,760                   | 0  | 20,00,000<br>20 Lacs+ | 7,30,968<br>7 Lacs+                       | 37%                |

Table 2: 10 lowest election expenses declared by MLAs

Data in this Kit is presented in good faith, with an intention to inform voters. MLAs' Election Expenditure Affidavits from the CEO Website (<http://ceotripura.nic.in/>) is the source of this analysis.

Website:- [www.adrindia.org](http://www.adrindia.org), [www.myneta.info](http://www.myneta.info)

### Party-wise Average Expenses declared by MLAs

| S.No.        | Party  | No. of MLA Analyzed | Average Limit (Rs.)           | Average Election Expense (Rs.) | % of Average Limit |
|--------------|--------|---------------------|-------------------------------|--------------------------------|--------------------|
| 1            | BJP    | 36                  | 20,00,000<br>20 Lacs+         | 12,96,377<br>12 Lacs+          | 64.8 %             |
| 2            | CPI(M) | 16                  | 20,00,000<br>20 Lacs+         | 7,68,589<br>7 Lacs+            | 38.4 %             |
| 3            | IPFT   | 8                   | 20,00,000<br>20 Lacs+         | 10,69,776<br>10 Lacs+          | 53.5 %             |
| <b>Total</b> |        | <b>60</b>           | <b>20,00,000<br/>20 Lacs+</b> | <b>11,25,420<br/>11 Lacs+</b>  | <b>56 %</b>        |

Table 3: Party-wise Average Expenses declared by MLAs

### Average self-funds used for Election Campaign (Party-wise)

| S.No. | Party  | No. of Analyzed | Average Total (Rs.)      | Average Self Funds(Rs.) | % of Average Total |
|-------|--------|-----------------|--------------------------|-------------------------|--------------------|
| 1     | BJP    | 36              | 11,13,384.25<br>11 Lacs+ | 45,528.38<br>45 Thou+   | 4.08 %             |
| 2     | CPI(M) | 16              | 6,66,045.37<br>6 Lacs+   | 1,132.18<br>1 Thou+     | 0.16 %             |
| 3     | IPFT   | 8               | 8,67,488.37<br>8 Lacs+   | 1,02,765.75<br>1 Lacs+  | 11.84 %            |

Table 4: Average self-funds used for Election Campaign (Party-wise)

Data in this Kit is presented in good faith, with an intention to inform voters. MLAs' Election Expenditure Affidavits from the CEO Website (<http://ceotripura.nic.in/>) is the source of this analysis.

Website:- [www.adrindia.org](http://www.adrindia.org), [www.myneta.info](http://www.myneta.info)



### Average funds raised from Political Parties (Party-wise)

| S.No. | Party  | No. of Analyzed | Average Total (Rs.)      | Average Party Funds (Rs.) | % of Average Total |
|-------|--------|-----------------|--------------------------|---------------------------|--------------------|
| 1     | BJP    | 36              | 11,13,384.25<br>11 Lacs+ | 10,48,434.02<br>10 Lacs+  | 94.16 %            |
| 2     | CPI(M) | 16              | 6,66,045.37<br>6 Lacs+   | 6,64,913.18<br>6 Lacs+    | 99.83 %            |
| 3     | IPFT   | 8               | 8,67,488.37<br>8 Lacs+   | 7,02,538.87<br>7 Lacs+    | 80.98 %            |

Table 5: Average funds raised from Political Parties (Party-wise)

### Average funds raised from Other Sources (Party-wise)

| S.No. | Party  | No. of Analyzed | Average Total (Rs.)      | Average Funds from other organizations and bodies (Rs.) | % of Average Total |
|-------|--------|-----------------|--------------------------|---|--------------------|
| 1     | BJP    | 36              | 11,13,384.25<br>11 Lacs+ | 19,421.83<br>19 Thou+                                   | 1.74 %             |
| 2     | CPI(M) | 16              | 6,66,045.37<br>6 Lacs+   | 0   | 0 %                |
| 3     | IPFT   | 8               | 8,67,488.37<br>8 Lacs+   | 62,183.75<br>62 Thou+                                   | 7.16 %             |

Table 6: Average funds raised from Other Sources (Party-wise)

Data in this Kit is presented in good faith, with an intention to inform voters. MLAs' Election Expenditure Affidavits from the CEO Website (<http://ceotripura.nic.in/>) is the source of this analysis.

Website:- [www.adrindia.org](http://www.adrindia.org), [www.myneta.info](http://www.myneta.info)

### Party-wise Average Expenses on Public Meetings, Processions etc. with and without Star Campaigners

| S.No. | Party  | No. of MLAs Analyzed | Average Limit (Rs.)   | Average Election Expense (Rs.) | Average Expense on Meetings, Processions etc with star campaigners (Rs.) | % of Average Expense on Meetings, Processions etc with star campaigners | Average Expense on Meetings, Processions etc. without star campaigners (Rs.) | % of Average Expense on Meetings, Processions etc. without star campaigners |
|-------|--------|----------------------|-----------------------|--------------------------------|--|---|--|---|
| 1     | BJP    | 36                   | 20,00,000<br>20 Lacs+ | 12,96,377<br>12 Lacs+          | 3,53,346<br>3 Lacs+  | 27.3 %  | 5,73,810<br>5 Lacs+  | 44.3 %  |
| 2     | CPI(M) | 16                   | 20,00,000<br>20 Lacs+ | 7,68,589<br>7 Lacs+            | 1,12,905<br>1 Lacs+  | 14.7 %  | 3,76,375<br>3 Lacs+  | 49 %  |
| 3     | IPFT   | 8                    | 20,00,000<br>20 Lacs+ | 10,69,776<br>10 Lacs+          | 3,17,369<br>3 Lacs+  | 29.7 %  | 6,22,620<br>6 Lacs+  | 58.2 %  |
| Total |        | 60                   | 20,00,000<br>20 Lacs+ | 11,25,420<br>11 Lacs+          | 2,84,431<br>2 Lacs+  | 25 %  | 5,27,669<br>5 Lacs+  | 47 %  |

Table 7: Party-wise Average Expenses on Public Meetings, Processions etc. With and without Star Campaigners

### Party Wise Average Election Expense of MLAs on Campaign Materials

| S.No. | Party  | No. of MLAs Analyzed | Average Limit (Rs.)   | Average Election Expense (Rs.) | Average Expense on Campaign Materials (Rs.) | % of Average Expense on Campaign Materials |
|-------|--------|----------------------|-----------------------|--------------------------------|---|--|
| 1     | BJP    | 36                   | 20,00,000<br>20 Lacs+ | 12,96,377<br>12 Lacs+          | 67,230<br>67 Thou+                          | 5.2 %                                      |
| 2     | CPI(M) | 16                   | 20,00,000<br>20 Lacs+ | 7,68,589<br>7 Lacs+            | 1,44,338<br>1 Lacs+                         | 18.8 %                                     |
| 3     | IPFT   | 8                    | 20,00,000<br>20 Lacs+ | 10,69,776<br>10 Lacs+          | 34,966<br>34 Thou+                          | 3.3 %                                      |
| Total |        | 60                   | 20,00,000<br>20 Lacs+ | 11,25,420<br>11 Lacs+          | 83,490<br>83 Thou+                          | 7 %  |

Table 8: Party-wise Average Election Expense of MLAs on Campaign Materials

Data in this Kit is presented in good faith, with an intention to inform voters. MLAs' Election Expenditure Affidavits from the CEO Website (<http://ceotripura.nic.in/>) is the source of this analysis.

Website:- [www.adrindia.org](http://www.adrindia.org), [www.myneta.info](http://www.myneta.info)

### Party Wise Average Election Expense of MLAs on Electronic Media

| S.No.        | Party  | No. of MLAs Analyzed | Average Limit (Rs.)           | Average Election Expense (Rs.) | Average Expense on Electronic Media (Rs.) | % of Average Expense on Electronic Media |
|--------------|--------|----------------------|-------------------------------|--------------------------------|---|--|
| 1            | BJP    | 36                   | 20,00,000<br>20 Lacs+         | 12,96,377<br>12 Lacs+          | 40,692<br>40 Thou+                        | 3.1 %                                    |
| 2            | CPI(M) | 16                   | 20,00,000<br>20 Lacs+         | 7,68,589<br>7 Lacs+            | 0   | 0 %                                      |
| 3            | IPFT   | 8                    | 20,00,000<br>20 Lacs+         | 10,69,776<br>10 Lacs+          | 0   | 0 %                                      |
| <b>Total</b> |        | <b>60</b>            | <b>20,00,000<br/>20 Lacs+</b> | <b>11,25,420<br/>11 Lacs+</b>  | <b>24,415<br/>24 Thou+</b>                | <b>2 %</b>                               |

Table 9: Party-wise Average Election Expense of MLAs on Electronic Media

### Party Wise Average Election Expense of MLAs on Campaign Vehicles

| S.No.        | Party  | No. of MLAs Analyzed | Average Limit (Rs.)           | Average Election Expense (Rs.) | Average Expense on Campaign Vehicles (Rs.) | % of Average Expense on Campaign Vehicles |
|--------------|--------|----------------------|-------------------------------|--------------------------------|--|---|
| 1            | BJP    | 36                   | 20,00,000<br>20 Lacs+         | 12,96,377<br>12 Lacs+          | 99,556<br>99 Thou+                         | 7.7 %                                     |
| 2            | CPI(M) | 16                   | 20,00,000<br>20 Lacs+         | 7,68,589<br>7 Lacs+            | 1,01,303<br>1 Lacs+                        | 13.2 %                                    |
| 3            | IPFT   | 8                    | 20,00,000<br>20 Lacs+         | 10,69,776<br>10 Lacs+          | 83,248<br>83 Thou+                         | 7.8 %                                     |
| <b>Total</b> |        | <b>60</b>            | <b>20,00,000<br/>20 Lacs+</b> | <b>11,25,420<br/>11 Lacs+</b>  | <b>97,847<br/>97 Thou+</b>                 | <b>9 %</b>                                |

Table 10: Party-wise Average Election Expense of MLAs on Campaign Vehicles

Data in this Kit is presented in good faith, with an intention to inform voters. MLAs' Election Expenditure Affidavits from the CEO Website (<http://ceotripura.nic.in/>) is the source of this analysis.

Website:- [www.adrindia.org](http://www.adrindia.org), [www.myneta.info](http://www.myneta.info)

### Party Wise Average Election Expense of MLAs on Campaign Workers

| S.No. | Party  | No. of MLAs Analyzed | Average Limit (Rs.)   | Average Election Expense (Rs.) | Average Expense on Campaign Workers (Rs.) | % of Average Expense on Campaign Workers |
|-------|--------|----------------------|-----------------------|--------------------------------|---|--|
| 1     | BJP    | 36                   | 20,00,000<br>20 Lacs+ | 12,96,377<br>12 Lacs+          | 1,13,974<br>1 Lacs+                       | 8.8 %                                    |
| 2     | CPI(M) | 16                   | 20,00,000<br>20 Lacs+ | 7,68,589<br>7 Lacs+            | 31,831<br>31 Thou+                        | 4.1 %                                    |
| 3     | IPFT   | 8                    | 20,00,000<br>20 Lacs+ | 10,69,776<br>10 Lacs+          | 9,997<br>9 Thou+                          | 0.9 %                                    |
| Total |        | 60                   | 20,00,000<br>20 Lacs+ | 11,25,420<br>11 Lacs+          | 78,205<br>78 Thou+                        | 7 %                                      |

Table 11: Party-wise Average Election Expense of MLAs on Campaign Workers

Data in this Kit is presented in good faith, with an intention to inform voters. MLAs' Election Expenditure Affidavits from the CEO Website (<http://ceotripura.nic.in/>) is the source of this analysis.

Website:- [www.adrindia.org](http://www.adrindia.org), [www.myneta.info](http://www.myneta.info)

### **Election expenses declared by MLAs in Tripura Assembly Elections, 2018: Full Details**

| S.No. | Name                    | District      | Constituency   | Party | Expenditure incurred/authorized by MLAs |                          |  | Expense Limit (Rs.)   | Total expenses incurred/ authorized (Rs.) | % of limit reached |
|-------|-------------------------|---------------|----------------|-------|---|--------------------------|--|-----------------------|---|--------------------|
|       |                         |               |                |       | MLA/his election agent (Rs.)            | By Political Party (Rs.) | Any other association/ body of persons/ individual (Rs.) |                       |   |                    |
| 1     | Sambhu Lal Chakma       | Dhalai        | Chawmanu       | BJP   | 9,34,180                                | 10,35,894                | 0  | 20,00,000<br>20 Lacs+ | 19,70,074<br>19 Lacs+                     | 99%                |
| 2     | Prem Kumar Reang        | North Tripura | Kanchanpur     | IPFT  | 14,19,926                               | 5,45,060                 | 0  | 20,00,000<br>20 Lacs+ | 19,64,986<br>19 Lacs+                     | 98%                |
| 3     | Sri Biswabandhu Sen     | North Tripura | Dharmanagar    | BJP   | 19,09,873                               | 0                        | 0  | 20,00,000<br>20 Lacs+ | 19,09,873<br>19 Lacs+                     | 95%                |
| 4     | Binay Bhushan Das       | North Tripura | Panisagar      | BJP   | 11,32,594                               | 7,40,180                 | 0  | 20,00,000<br>20 Lacs+ | 18,72,774<br>18 Lacs+                     | 94%                |
| 5     | Diba Chandra Hrangkhawl | Dhalai        | Karamchara     | BJP   | 50,000                                  | 17,25,746                | 0  | 20,00,000<br>20 Lacs+ | 17,75,746<br>17 Lacs+                     | 89%                |
| 6     | Biplab Kumar Ghosh      | Gomati        | Matarbari      | BJP   | 11,58,009                               | 6,03,114                 | 0  | 20,00,000<br>20 Lacs+ | 17,61,123<br>17 Lacs+                     | 88%                |
| 7     | Parimal Debbarma        | Dhalai        | Ambassa        | BJP   | 8,42,180                                | 8,81,405                 | 0  | 20,00,000<br>20 Lacs+ | 17,23,594<br>17 Lacs+                     | 86%                |
| 8     | Santana Chakma          | North Tripura | Pencharthal    | BJP   | 16,23,062                               | 0                        | 0  | 20,00,000<br>20 Lacs+ | 16,23,062<br>16 Lacs+                     | 81%                |
| 9     | Ratan Chakraborty       | West Tripura  | Khayerpur      | BJP   | 13,17,820                               | 2,25,500                 | 0  | 20,00,000<br>20 Lacs+ | 15,43,320<br>15 Lacs+                     | 77%                |
| 10    | Manoj Kanti Deb         | Dhalai        | Kamalpur       | BJP   | 7,87,239                                | 7,25,855                 | 0  | 20,00,000<br>20 Lacs+ | 15,13,094<br>15 Lacs+                     | 76%                |
| 11    | Pranajit Singha Roy     | Gomati        | Radhakishorpur | BJP   | 10,14,651                               | 4,43,974                 | 52,500   | 20,00,000<br>20 Lacs+ | 15,11,125<br>15 Lacs+                     | 76%                |
| 12    | Asish Kumar Saha        | West Tripura  | Town Bardowali | BJP   | 9,71,892                                | 5,30,650                 | 0  | 20,00,000<br>20 Lacs+ | 15,02,542<br>15 Lacs+                     | 75%                |
| 13    | Krishnadhan Das         | West Tripura  | Bamutia        | BJP   | 13,07,763                               | 1,88,681                 | 0  | 20,00,000<br>20 Lacs+ | 14,96,444<br>14 Lacs+                     | 75%                |
| 14    | Ashis Das               | Dhalai        | Surma          | BJP   | 7,53,277                                | 7,25,855                 | 0  | 20,00,000<br>20 Lacs+ | 14,79,132<br>14 Lacs+                     | 74%                |

Data in this Kit is presented in good faith, with an intention to inform voters. MLAs' Election Expenditure Affidavits from the CEO Website (<http://ceotripura.nic.in/>) is the source of this analysis.

Website:- [www.adrindia.org](http://www.adrindia.org), [www.myneta.info](http://www.myneta.info)

| S.No. | Name                      | District      | Constituency          | Party  | Expenditure incurred/authorized by MLAs |                          |  | Expense Limit (Rs.)   | Total expenses incurred/ authorized (Rs.) | % of limit reached |
|-------|---------------------------|---------------|-----------------------|--------|---|--------------------------|--|-----------------------|---|--------------------|
|       |                           |               |                       |        | MLA/his election agent (Rs.)            | By Political Party (Rs.) | Any other association/ body of persons/ individual (Rs.) |                       |   |                    |
| 15    | Dilip Sarkar              | West Tripura  | Badharghat            | BJP    | 9,35,945                                | 5,04,929                 | 0  | 20,00,000<br>20 Lacs+ | 14,40,874<br>14 Lacs+                     | 72%                |
| 16    | Narayan Chandra Chowdhuri | Sepahijala    | Kamalasagar           | CPI(M) | 3,36,753                                | 10,79,681                | 0  | 20,00,000<br>20 Lacs+ | 14,16,434<br>14 Lacs+                     | 71%                |
| 17    | Sankar Roy                | South Tripura | Sabroom               | BJP    | 12,45,000                               | 1,54,239                 | 0  | 20,00,000<br>20 Lacs+ | 13,99,239<br>13 Lacs+                     | 70%                |
| 18    | Dhananoy Tripura          | Dhalai        | Raima Valley          | IPFT   | 4,99,817                                | 8,70,165                 | 0  | 20,00,000<br>20 Lacs+ | 13,69,982<br>13 Lacs+                     | 68%                |
| 19    | Rebati Mohan Das          | West Tripura  | Pratapgarh            | BJP    | 10,09,065                               | 3,56,855                 | 0  | 20,00,000<br>20 Lacs+ | 13,65,920<br>13 Lacs+                     | 68%                |
| 20    | Ranjit Das                | Gomati        | Amarpur               | BJP    | 9,92,347                                | 3,35,700                 | 0  | 20,00,000<br>20 Lacs+ | 13,28,047<br>13 Lacs+                     | 66%                |
| 21    | Biplab Kumar Deb          | West Tripura  | Banamalipur           | BJP    | 11,28,521                               | 1,72,047                 | 0  | 20,00,000<br>20 Lacs+ | 13,00,568<br>13 Lacs+                     | 65%                |
| 22    | Sushanta Chowdhury        | West Tripura  | Majlishpur            | BJP    | 11,15,628                               | 1,52,046                 | 0  | 20,00,000<br>20 Lacs+ | 12,67,674<br>12 Lacs+                     | 63%                |
| 23    | Autul Debbarma            | Khowai        | Krishnapur            | BJP    | 10,07,367                               | 2,15,000                 | 0  | 20,00,000<br>20 Lacs+ | 12,22,367<br>12 Lacs+                     | 61%                |
| 24    | Ram Pada Jamatia          | Gomati        | Bagma                 | BJP    | 12,15,072                               | 0                        | 0  | 20,00,000<br>20 Lacs+ | 12,15,072<br>12 Lacs+                     | 61%                |
| 25    | Brishaketu Debbarma       | West Tripura  | Simna                 | IPFT   | 6,51,449                                | 5,57,908                 | 0  | 20,00,000<br>20 Lacs+ | 12,09,357<br>12 Lacs+                     | 60%                |
| 26    | Jishnu Devvarma           | Sepahijala    | Charilam              | BJP    | 9,95,488                                | 1,80,880                 | 0  | 20,00,000<br>20 Lacs+ | 11,76,368<br>11 Lacs+                     | 59%                |
| 27    | Ratan Lal Nath            | West Tripura  | Mohanpur              | BJP    | 10,04,378                               | 1,52,047                 | 0  | 20,00,000<br>20 Lacs+ | 11,57,325<br>11 Lacs+                     | 58%                |
| 28    | Arun Chandra Bhaumik      | South Tripura | Belonia               | BJP    | 11,48,137                               | 0                        | 0  | 20,00,000<br>20 Lacs+ | 11,48,137<br>11 Lacs+                     | 57%                |
| 29    | Pinaki Das Chowdhury      | Khowai        | Kalyanpur-Pramodnagar | BJP    | 9,72,548                                | 1,54,239                 | 0  | 20,00,000<br>20 Lacs+ | **11,26,787<br>11 Lacs+                   | 56%                |

Data in this Kit is presented in good faith, with an intention to inform voters. MLAs' Election Expenditure Affidavits from the CEO Website (<http://ceotripura.nic.in/>) is the source of this analysis.

Website:- [www.adrindia.org](http://www.adrindia.org), [www.myneta.info](http://www.myneta.info)

| S.No. | Name                         | District      | Constituency      | Party  | Expenditure incurred/authorized by MLAs |                          |  | Expense Limit (Rs.)   | Total expenses incurred/ authorized (Rs.) | % of limit reached |
|-------|------------------------------|---------------|-------------------|--------|---|--------------------------|--|-----------------------|---|--------------------|
|       |                              |               |                   |        | MLA/his election agent (Rs.)            | By Political Party (Rs.) | Any other association/ body of persons/ individual (Rs.) |                       |   |                    |
| 30    | Kalyani Roy                  | Khowai        | Teliamura         | BJP    | 9,38,449                                | 1,67,020                 | 0  | 20,00,000<br>20 Lacs+ | 11,05,469<br>11 Lacs+                     | 55%                |
| 31    | Sri Subhash Chandra Das      | Sepahijala    | Nalchar           | BJP    | 9,54,108                                | 1,23,550                 | 0  | 20,00,000<br>20 Lacs+ | 10,77,658<br>10 Lacs+                     | 54%                |
| 32    | Birendra Kishore Debbarma    | Sepahijala    | Golaghati         | BJP    | 9,08,237                                | 1,23,550                 | 0  | 20,00,000<br>20 Lacs+ | 10,31,787<br>10 Lacs+                     | 52%                |
| 33    | Bhagaban Das                 | Unakoti       | Pabiachara        | BJP    | 10,22,864                               | 0                        | 0  | 20,00,000<br>20 Lacs+ | 10,22,864<br>10 Lacs+                     | 51%                |
| 34    | Pramod Reang                 | South Tripura | Santirbazar       | BJP    | 9,99,789                                | 0                        | 0  | 20,00,000<br>20 Lacs+ | **9,99,789<br>9 Lacs+                     | 50%                |
| 35    | Ratan Kumar Bhowmik          | Gomati        | Kakraban-Shalgara | CPI(M) | 9,73,188                                | 18,020                   | 0  | 20,00,000<br>20 Lacs+ | 9,91,208<br>9 Lacs+                       | 50%                |
| 36    | Prasanta Debbarma            | Khowai        | Ramchandraghat    | IPFT   | 9,58,900                                | 0                        | 0  | 20,00,000<br>20 Lacs+ | 9,58,900<br>9 Lacs+                       | 48%                |
| 37    | Dilip Kumar Das              | West Tripura  | Barjala           | BJP    | 9,53,239                                | 0                        | 0  | 20,00,000<br>20 Lacs+ | 9,53,239<br>9 Lacs+                       | 48%                |
| 38    | Shri Sudip Roy Barman        | West Tripura  | Agartala          | BJP    | 5,38,185                                | 3,77,705                 | 31,010   | 20,00,000<br>20 Lacs+ | 9,46,900<br>9 Lacs+                       | 47%                |
| 39    | Mear Kumar Jamatia           | Khowai        | Asharambari       | IPFT   | 1,00,658                                | 8,30,821                 | 0  | 20,00,000<br>20 Lacs+ | 9,31,479<br>9 Lacs+                       | 47%                |
| 40    | Burba Mohan Tripura          | Gomati        | Karbook           | BJP    | 7,51,063                                | 1,79,140                 | 0  | 20,00,000<br>20 Lacs+ | 9,30,203<br>9 Lacs+                       | 47%                |
| 41    | Sri Ramendra Chandra Debnath | North Tripura | Jubarajnagar      | CPI(M) | 9,25,850                                | 0                        | 0  | 20,00,000<br>20 Lacs+ | 9,25,850<br>9 Lacs+                       | 46%                |
| 42    | Manik Sarkar                 | Sepahijala    | Dhanpur           | CPI(M) | 8,81,903                                | 25,000                   | 0  | 20,00,000<br>20 Lacs+ | 9,06,903<br>9 Lacs+                       | 45%                |
| 43    | Pravat Chowdhury             | South Tripura | Manu              | CPI(M) | 3,99,820                                | 4,74,486                 | 0  | 20,00,000<br>20 Lacs+ | 8,74,306<br>8 Lacs+                       | 44%                |
| 44    | Dhirendra Debbarma           | West Tripura  | Mandai Bazar      | IPFT   | 8,57,482                                | 0                        | 0  | 20,00,000<br>20 Lacs+ | **8,57,482<br>8 Lacs+                     | 43%                |

Data in this Kit is presented in good faith, with an intention to inform voters. MLAs' Election Expenditure Affidavits from the CEO Website (<http://ceotripura.nic.in/>) is the source of this analysis.

Website:- [www.adrindia.org](http://www.adrindia.org), [www.myneta.info](http://www.myneta.info)

| S.No. | Name                      | District      | Constituency    | Party  | Expenditure incurred/authorized by MLAs |                          |  | Expense Limit (Rs.)   | Total expenses incurred/ authorized (Rs.) | % of limit reached |
|-------|---------------------------|---------------|-----------------|--------|---|--------------------------|--|-----------------------|---|--------------------|
|       |                           |               |                 |        | MLA/his election agent (Rs.)            | By Political Party (Rs.) | Any other association/ body of persons/ individual (Rs.) |                       |   |                    |
| 45    | Sahid Choudhuri           | Sepahijala    | Boxanagar       | CPI(M) | 7,84,002                                | 0                        | 0  | 20,00,000<br>20 Lacs+ | 7,84,002<br>7 Lacs+                       | 39%                |
| 46    | Jashabir Tripura          | South Tripura | Jolaibari       | CPI(M) | 7,74,500                                | 0                        | 0  | 20,00,000<br>20 Lacs+ | 7,74,500<br>7 Lacs+                       | 39%                |
| 47    | Narendra Chandra Debbarma | Sepahijala    | Takarjala       | IPFT   | 7,60,019                                | 0                        | 0  | 20,00,000<br>20 Lacs+ | 7,60,019<br>7 Lacs+                       | 38%                |
| 48    | Ramprasad Paul            | West Tripura  | Suryamaninagar  | BJP    | 4,00,116                                | 3,56,286                 | 0  | 20,00,000<br>20 Lacs+ | 7,56,402<br>7 Lacs+                       | 38%                |
| 49    | Smt Bijita Nath           | North Tripura | Bagbassa        | CPI(M) | 7,08,690                                | 47,100                   | 0  | 20,00,000<br>20 Lacs+ | 7,55,790<br>7 Lacs+                       | 38%                |
| 50    | Bhanulal Saha             | Sepahijala    | Bishalgarh      | CPI(M) | 2,90,960                                | 4,49,597                 | 0  | 20,00,000<br>20 Lacs+ | 7,40,557<br>7 Lacs+                       | 37%                |
| 51    | Moboshar Ali              | Unakoti       | Kailashahar     | CPI(M) | 7,14,208                                | 16,760                   | 0  | 20,00,000<br>20 Lacs+ | 7,30,968<br>7 Lacs+                       | 37%                |
| 52    | Shyamal Chakraborty       | Sepahijala    | Sonamura        | CPI(M) | 6,88,521                                | 0                        | 0  | 20,00,000<br>20 Lacs+ | 6,88,521<br>6 Lacs+                       | 34%                |
| 53    | Islam Uddin               | North Tripura | Kadamtala-Kurti | CPI(M) | 6,67,100                                | 0                        | 0  | 20,00,000<br>20 Lacs+ | 6,67,100<br>6 Lacs+                       | 33%                |
| 54    | Surajit Datta             | West Tripura  | Ramnagar        | BJP    | 3,44,075                                | 3,06,286                 | 0  | 20,00,000<br>20 Lacs+ | 6,50,361<br>6 Lacs+                       | 33%                |
| 55    | Badal Choudhury           | South Tripura | Hrishyamukh     | CPI(M) | 5,78,807                                | 0                        | 0  | 20,00,000<br>20 Lacs+ | 5,78,807<br>5 Lacs+                       | 29%                |
| 56    | Nirmal Biswas             | Khowai        | Khowai          | CPI(M) | 91,119                                  | 2,41,615                 | 2,42,851   | 20,00,000<br>20 Lacs+ | 5,75,585<br>5 Lacs+                       | 29%                |
| 57    | Sindhu Chandra Jamatia    | Gomati        | Ampinagar       | IPFT   | 5,06,000                                | 0                        | 0  | 20,00,000<br>20 Lacs+ | 5,06,000<br>5 Lacs+                       | 25%                |
| 58    | Sudhan Das                | South Tripura | Rajnagar        | CPI(M) | 4,81,111                                | 0                        | 0  | 20,00,000<br>20 Lacs+ | 4,81,111<br>4 Lacs+                       | 24%                |
| 59    | Tapan Chakrabarti         | Unakoti       | Chandipur       | CPI(M) | 3,89,342                                | 16,445                   | 0  | 20,00,000<br>20 Lacs+ | 4,05,787<br>4 Lacs+                       | 20%                |

Data in this Kit is presented in good faith, with an intention to inform voters. MLAs' Election Expenditure Affidavits from the CEO Website (<http://ceotripura.nic.in/>) is the source of this analysis.

Website:- [www.adrindia.org](http://www.adrindia.org), [www.myneta.info](http://www.myneta.info)



| S.No. | Name           | District | Constituency | Party | Expenditure incurred/authorized by MLAs |                          |  | Expense Limit (Rs.)   | Total expenses incurred/ authorized (Rs.) | % of limit reached |
|-------|----------------|----------|--------------|-------|---|--------------------------|--|-----------------------|---|--------------------|
|       |                |          |              |       | MLA/his election agent (Rs.)            | By Political Party (Rs.) | Any other association/ body of persons/ individual (Rs.) |                       |   |                    |
| 60    | Sudhangshu Das | Unakoti  | Fatikroy     | BJP   | 2,69,099                                | 95,523                   | 0  | 20,00,000<br>20 Lacs+ | 3,64,622<br>3 Lacs+                       | 18%                |

**Table 12: Election expenses declared by MLAs in Tripura Assembly Elections, 2018: Full Details**

## How information is disseminated?



### **www.myneta.info**

Provides full information of criminal cases, asset, liability and education details declared by candidates in the self sworn affidavits filed by them prior to contesting Lok Sabha and State Assembly elections.

### **www.adrindia.org**

Provides detailed analytical reports of Lok Sabha, state assembly, local body elections and financial reports of political parties.



Get information by SMS the users have to send  
**MYNETA <PINCODE> or <CONSTITUENCY>**  
to 56070 or 9246556070



**1800-110-440**

Mon to Fri : 10 am to 6 pm



**Twitter:** [www.twitter.com/adrspeaks](http://www.twitter.com/adrspeaks)

**Facebook page:** [www.facebook.com/adr.new](http://www.facebook.com/adr.new)  
[www.facebook.com/myneta.info](http://www.facebook.com/myneta.info)

**You Tube:** [www.youtube.com/adrspeaks](http://www.youtube.com/adrspeaks)



#### **Myneta:**

The Criminal, Financial, Educational and other background information self declared by candidates in their affidavits during elections is now available on your mobile phones.

#### **Election Watch Reporter :**

This app enables citizens with a tool to capture violation of election related laws and the code of conduct.

Both the applications are available on Google Play Store.



## Contact Details

### Tripura Election Watch

**Mr. Biswendu Bhattacharjee**  
State Coordinator  
+91-94361-25214  
[biswendu.tripura@gmail.com](mailto:biswendu.tripura@gmail.com)

### **National Election Watch/Association for Democratic Reforms**

|  |   |   |   |
|--|---|---|---|
| <b>Media and Journalist Helpline</b><br><br>+91 80103 94248<br>Email: <a href="mailto:adr@adrindia.org">adr@adrindia.org</a> | <b>Maj.Gen. Anil Verma (Retd)</b><br><b>Head</b><br>National Election Watch,<br>Association for Democratic Reforms<br>011 4165 4200,<br>+91 88264 79910<br><a href="mailto:adr@adrindia.org">adr@adrindia.org</a> ,<br><a href="mailto:anilverma@adrindia.org">anilverma@adrindia.org</a> | <b>Prof Jagdeep Chhokar</b><br><b>IIM Ahmedabad (Retd.)</b><br><b>Founder Member,</b><br>National Election Watch, Association for<br>Democratic<br>Reforms<br>+91 99996 20944<br><a href="mailto:jchhokar@gmail.com">jchhokar@gmail.com</a> | <b>Prof Trilochan Sastry</b><br><b>IIM Bangalore</b><br><b>Founder Member,</b><br>National Election Watch,<br>Association for Democratic Reforms<br>+91 94483 53285<br><a href="mailto:trilochan@iimb.ac.in">trilochan@iimb.ac.in</a> |
|--|---|---|---|

## DISCLAIMER

All information about MLAs, in this report has been taken from the election expenditure statements filed by them and submitted to the Chief Electoral Officer, Tripura. **ADR does not add or subtract any information, unless the EC changes the data. In particular, no unverified information from any other source is used.** Copies of affidavits were obtained from the CEO's website (<http://ceotripura.nic.in/>) While all efforts have been made to ensure that the information is in keeping with what is mentioned in the election expenditure statements, in case of discrepancy between information in this report and that given in the election expenditure statements, the information reported in the election expenditure statements filed by MLAs should be treated as correct. Association for Democratic Reforms, Tripura Election Watch and their volunteers are not responsible or liable for any damage arising directly or indirectly from the publication of this report.

Data in this Kit is presented in good faith, with an intention to inform voters. MLAs' Election Expenditure Affidavits from the CEO Website (<http://ceotripura.nic.in/>) is the source of this analysis.  
Website:- [www.adrindia.org](http://www.adrindia.org), [www.myneta.info](http://www.myneta.info)