

PRESS RELEASE

1st August, 2014

Analysis of Election Expenditure Statements of MPs

2014 Lok Sabha Elections

According to the data compiled by the Association for Democratic Reforms and National Election Watch from the Election Commission website, a total of Rs. 299 crores worth of cash was seized across the country during the Lok Sabha 2014 elections and 16 states had reported to have seized more than Rs. 1 crore. Other than that, 1.61 crore litres of liquor, 1707 crore mg of drugs and 57335 illegal arms and ammunitions were seized across the country. There were a total of 8,04,433 Model Code of Conduct violations and 4,26,077 notices issued by the Election Commission of India across the country.

In light of this, it becomes clear that this year money played an important role in the Lok Sabha elections, hence it becomes important to scrutinize the election expenditure statements of candidates in the Lok Sabha 2014 elections. **According to Section 78 of the Representation of the People Act, 1951, every contesting candidate has to lodge a true copy of his election expenses within 30 days from the date of declaration of result of election, with the District Election Officer in all States and Union Territories.** National Election Watch (NEW) and Association for Democratic Reforms (ADR) have analyzed the election expense statements submitted after the Lok Sabha Elections of 2014 for 537 MPs. The remaining expenditure statements of the rest of the MPs were not analysed due to the unavailability of the statements at the time of the making of this report. These election expense documents include *details of expenses on public meeting and processions, campaigning through electronic and print media, expense on campaign workers, expense on vehicles used and expense on campaign materials.*

The expenditure limits for Lok Sabha elections were raised this year from Rs 40 lakh to Rs 70 lakh for each Lok Sabha constituency in bigger states like Maharashtra, Madhya Pradesh, Uttar Pradesh, West Bengal and Karnataka etc, and from Rs 22 lakh to Rs. 54 Lakhs in smaller states like Goa. This revision of election expenditure limits came after sustained efforts by the candidates contesting elections. However, upon analyzing the expenditure statements submitted by the MPs of the Lok Sabha 2014 elections to the ECI, it is seen that the MPs continue to declare election expenditure which is significantly lower than the expense limit.

Recommendations:

1. The candidate is required to file his election expenditure statement within 30 days of the results of the elections. The deadline for submitting the election expenditure statements for Lok Sabha 2014 was the 16th of June, 2014. The statements are then uploaded on the CEO websites within 72

hours of the receipt of the statement. It was observed that the election expenditure statements of the candidates were not uploaded on the CEO websites till significantly after the deadline. It is recommended that the Abstract Expenditure Statement (Annexure 15) of the candidates is uploaded on the CEO websites within 72 hours of the receipt of the statement.

2. The deadline for filing an election petition against any candidate is 45 days after the declaration of the results. Generally, candidates submit their election expenditure statements towards the end of the 30 days given for submission of the statements. This leaves 15 days for any common citizen to file an election petition against any candidate. The deadline for filing an election petition should be increased in order to give the citizens time to scrutinize the election expenditure statements of the candidates and gather the relevant documents/proof etc for the election petition.
3. As has been instated in the filing of affidavits during the elections, the candidates should not be allowed to keep any field blank on the Abstract Election Expenditure statement (Annexure 15) and Schedule 1 to 9. The statements must be filled in a legible format and overwriting of amounts in the statement should be discouraged.

List of MPs whose expenditure statements were not analysed

These expenditure statements were not analysed due to the non availability of the statements on the CEO websites at the time of the making of the report.

| S.No | Name | Party | State | Constituency |
|------|----------------------|-------|-----------|----------------|
| 1 | Pashupati Nath Singh | BJP | Jharkhand | Dhanbad |
| 2 | Bidyut Baran Mahato | BJP | Jharkhand | Jamshedpur |
| 3 | Laxman Giluwa | BJP | Jharkhand | Singhbhum (ST) |
| 4 | Vishnu Dayal Ram | BJP | Jharkhand | Palamu (SC) |
| 5 | Kulamani Samal | BJD | Odisha | Jagatsinghpur |

Data in this Kit is presented in good faith, with an intention to inform voters. MPs' Election Expenditure Affidavits from the ECI Website (www.eci.nic.in) is the source of this analysis. Website:-
www.adrindia.org, www.myneta.info

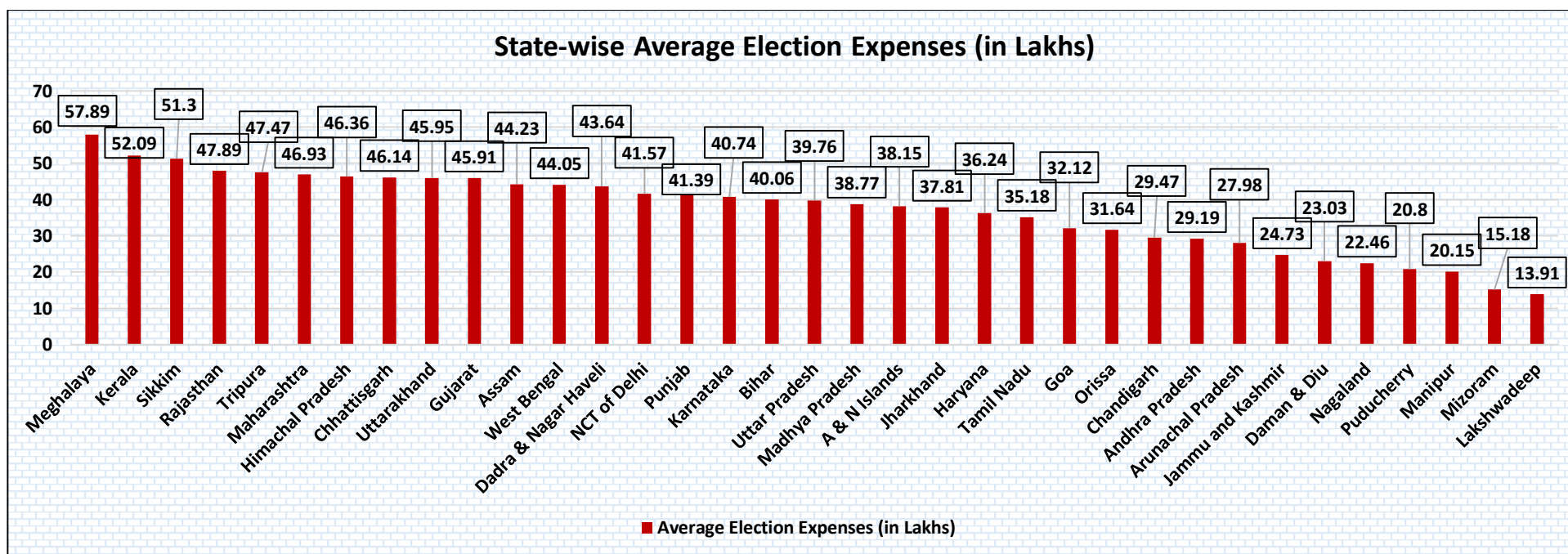
Table of Contents

| | |
|--|-----------|
| ANALYSIS OF ELECTION EXPENSES OF MPS FROM THE 2014 LOK SABHA ELECTIONS | 1 |
| TABLE OF CONTENTS..... | 3 |
| SUMMARY AND HIGHLIGHTS OF ELECTION EXPENSES OF MPS FROM THE LOK SABHA 2014 ELECTIONS..... | 4 |
| SUMMARY AND HIGHLIGHTS OF ELECTION EXPENSES OF MINISTERS FROM THE LOK SABHA 2014 ELECTIONS..... | 14 |
| TOP 10 MPS WITH HIGHEST DECLARED ELECTION EXPENSES IN 2014 LOK SABHA ELECTIONS | 17 |
| 10 LOWEST ELECTION EXPENSES DECLARED BY MPS..... | 18 |
| STATE-WISE AVERAGE EXPENSES DECLARED BY MPS | 19 |
| PARTY-WISE AVERAGE EXPENSES DECLARED BY MPS..... | 21 |
| AVERAGE SELF FUNDS USED FOR ELECTION CAMPAIGN (PARTY-WISE)..... | 23 |
| AVERAGE FUNDS RAISED FROM POLITICAL PARTIES (PARTY-WISE) | 25 |
| AVERAGE FUNDS RAISED FROM OTHER SOURCES (PARTY-WISE) | 26 |
| PARTY-WISE AVERAGE EXPENSES ON PUBLIC MEETINGS, PROCESSIONS ETC WITH STAR CAMPAIGNERS..... | 27 |
| PARTY WISE AVERAGE ELECTION EXPENSE OF MPS FOR MEETINGS, PROCESSIONS ETC WITHOUT STAR CAMPAIGNERS | 30 |
| PARTY WISE AVERAGE ELECTION EXPENSE OF MPS ON CAMPAIGN MATERIALS | 32 |
| PARTY WISE AVERAGE ELECTION EXPENSE OF MPS ON ELECTRONIC MEDIA | 35 |
| PARTY WISE AVERAGE ELECTION EXPENSE OF MPS ON CAMPAIGN VEHICLES | 37 |
| PARTY WISE AVERAGE ELECTION EXPENSE OF MPS ON CAMPAIGN WORKERS | 40 |
| ELECTION EXPENSES DECLARED BY MPS IN LOK SABHA, 2014: FULL DETAILS | 42 |
| CONTACTS | 82 |
| DISCLAIMER..... | 82 |

Data in this Kit is presented in good faith, with an intention to inform voters. MPs' Election Expenditure Affidavits from the ECI Website (www.eci.nic.in) is the source of this analysis. Website:-
www.adrindia.org, www.myneta.info

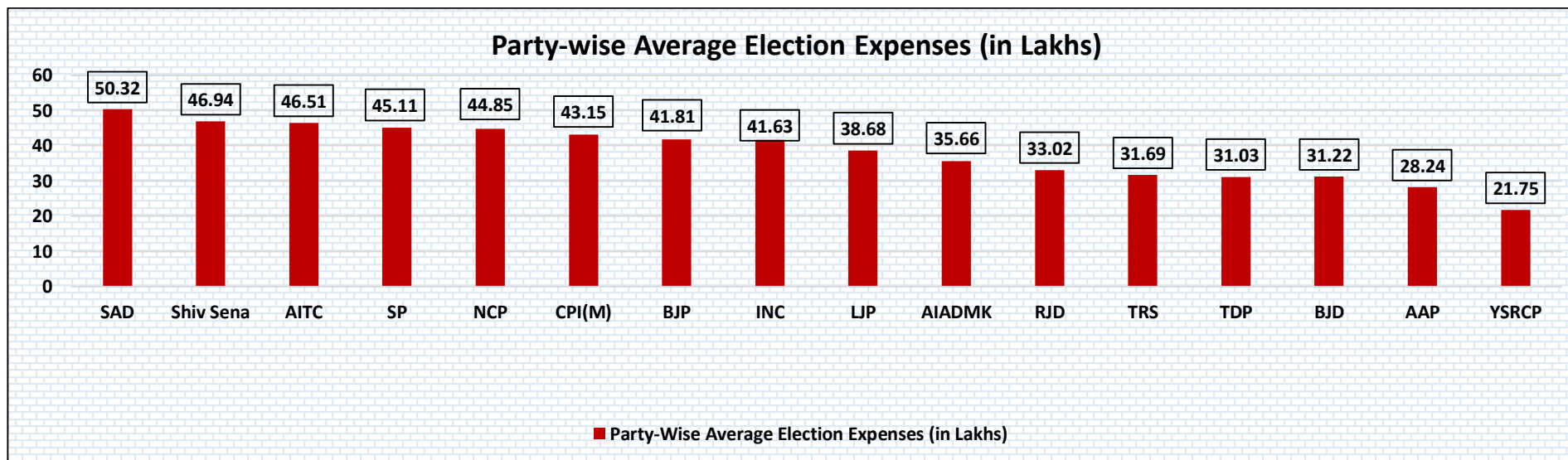
Summary and Highlights of Election Expenses of MPs from the Lok Sabha 2014 Elections

- Less than 50% of the Limit:** Candidates have constantly claimed that the election expenditure limit set is very low. However, based on the election expense declarations of 537 MPs analysed from Lok Sabha, 2014 to the ECI, **176 MPs (33%) have declared election expenses of less than 50% of the expense limit** in their constituency.
- Expenditure more than the Expense Limit:** One MP declared election expenditure more than the prescribed expense limit. **Gourav Gogoi** of **INC** from **Kaliabor** Constituency, Assam declared an election expenditure of **Rs. 82.40 Lakhs** (118% of the expense limit).
- Average Election Expenses:** Based on the election expense declarations of 537 MPs from Lok Sabha 2014 to the ECI, the **average amount of money spent** by them in the elections is only about **Rs 40.33 lakhs, which is 58% of the expense limit**.
- State-wise Average Election Expenses:**



Data in this Kit is presented in good faith, with an intention to inform voters. MPs' Election Expenditure Affidavits from the ECI Website (www.eci.nic.in) is the source of this analysis. Website:- www.adrindia.org, www.myneta.info

5. **Party-wise Average Election Expenses:** The party wise average election expenses shows that the average spending for **277 MPs from BJP** is **Rs 41.81 lakhs** (60% of the average expense limit), for **44 MPs from INC** is **Rs 41.63 lakhs** (60% of the average expense limit), for **37 MPs from AIADMK** is **Rs 35.66 Lakhs** (51% of the average expense limit) and for **34 MPs from AITC** is **Rs. 46.51 Lakhs** (67% of the average expense limit).



6. **Top 3 MPs with highest Election Expenses:** The maximum expense of about **Rs 82.40 Lakhs** (118% of the expense limit) has been declared by **Gourav Gogoi of INC** from Kaliabor constituency, Assam followed by **Mansukhbhai Dhanjibhai Vasava of BJP** from Bharuch constituency, Gujarat with an expense of **Rs 67.31 lakhs** (or 96% of the expense limit) and **Saugata Roy of AITC** from Dum Dum constituency, West Bengal with an expense of **Rs 65.53 Lakhs** (or 94% of the expense limit)
7. **MPs with lowest Election Expenses:** **Shyama Charan Gupta of BJP** from Allahabad constituency, Uttar Pradesh has declared election expenditure of Rs. 39,369, followed by **Ashok Gajapathi Raju Pusapati of TDP** from Vizianagaram Constituency, Andhra Pradesh with election expenses of **Rs. 4.10 lakhs** and **Vanaroja R of AIADMK** from Tiruvannamalai Constituency, Tamil Nadu with election expenses of **Rs. 5.48 lakhs**.

8. Comparison of Expenditure Incurred by the MP with their Self-Declared Total Assets

In Part II of the Abstract Election Expenditure statement, the candidate is required to provide a break-up of the expenditure incurred on the campaign. The break-up is in two aspects i.e. items of expenditure and sources for expenditure. In sources for expenditure, the candidate states the amount incurred or authorized;

1. By the candidate/election agent.
2. By political parties.
3. By others.

A total of the above three sections is equal to the total expenditure incurred on the election campaign by the candidate.

Association for Democratic Reforms compared the expenditure incurred by the candidate/election agent (Section I) with the self-declared total assets of the MP from the affidavit filed along with their nomination papers during elections.

16 MPs have declared election expenditure incurred by them (Section 1) which is more than their total assets declared during the elections.

Dr. Shrikant Eknath Shinde of **Shiv Sena** from Kalyan Constituency, Maharashtra declared **total assets of Rs. 9.98 lakhs** during the elections, however he has declared **election expenses of Rs. 51.34 lakhs** (Rs. 41.36 lakhs more than his total assets). Similarly, **Kamakhya Prasad Tasa** of **BJP** from Jorhat Constituency, Assam declared **total assets of Rs. 16.94 lakhs** during the elections, however he has declared **election expenses of Rs. 58.21 lakhs** (Rs. 41.26 lakhs more than his total assets)

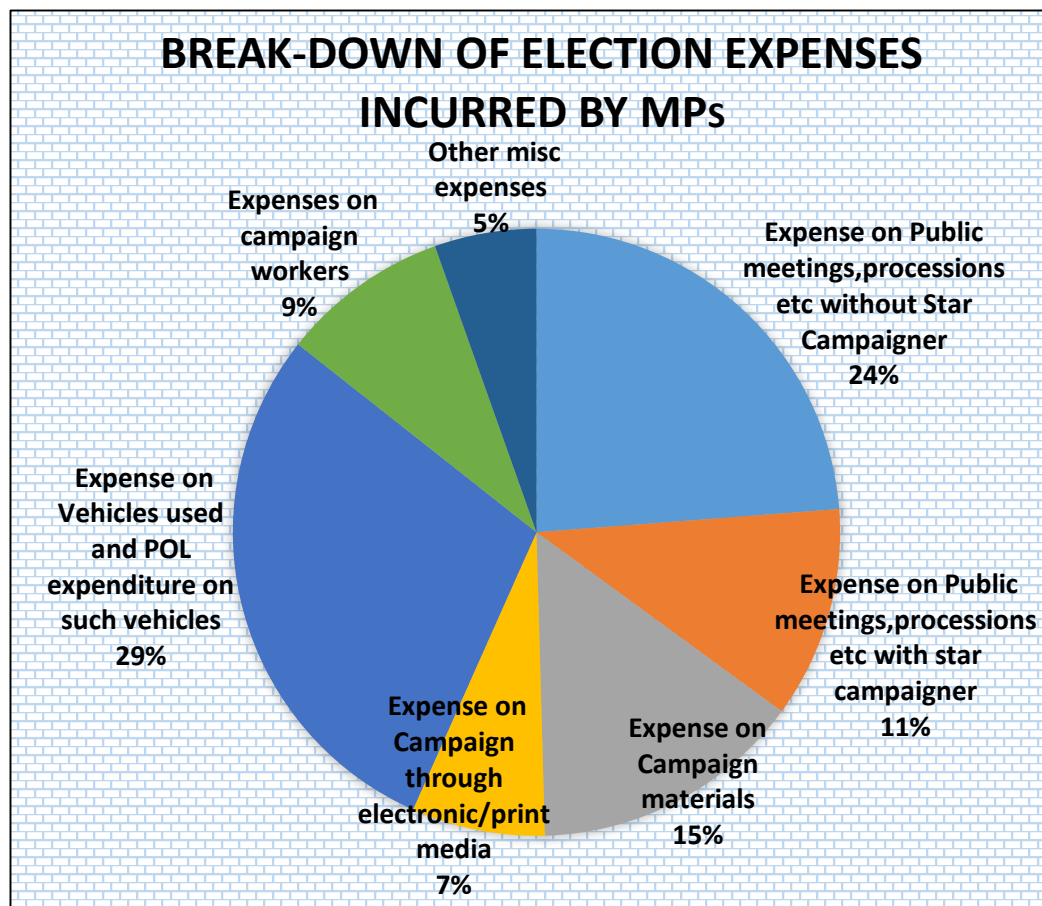
| S.No. | Name | State | Constituency | Party | Expenditure incurred/authorized by | | | Total Assets | Difference in total assets and expenditure incurred by MP/his election agent |
|-------|----------------------------|-------------|--------------|-----------|------------------------------------|------------------------------------|--|-----------------------|--|
| | | | | | MP/his election agent | Political party which setup him up | Any other association/body of persons/individual | | |
| 1 | Dr. Shrikant Eknath Shinde | Maharashtra | Kalyan | SHIV SENA | 51,34,254 | 0 | 0 | 9,98,000 9 Lacs+ | -41,36,254 |
| 2 | Kamakhya Prasad Tasa | Assam | Jorhat | BJP | 58,21,089 | 0 | 0 | 16,94,785 16 Lacs+ | -41,26,304 |
| 3 | Om Prakash Yadav | Bihar | Siwan | BJP | 61,77,287 | 0 | 0 | 22,13,023 22 Lacs+ | -39,64,264 |
| 4 | Sumedha Nand Saraswati | Rajasthan | Sikar | BJP | 39,57,463 | 0 | 6,56,725 | 34,311 34 Thou+ | -39,23,152 |
| 5 | Arpita Ghosh | West Bengal | Balurghat | AITC | 40,43,072 | 10,00,000 | 8,000 | 5,44,790 5 Lacs+ | -34,98,282 |

Data in this Kit is presented in good faith, with an intention to inform voters. MPs' Election Expenditure Affidavits from the ECI Website (www.eci.nic.in) is the source of this analysis. Website:- www.adrindia.org, www.myneta.info

| S.No. | Name | State | Constituency | Party | Expenditure incurred/authorized by | | | Total Assets | Difference in total assets and expenditure incurred by MP/his election agent |
|-------|------------------------|---------------|----------------|--------|------------------------------------|------------------------------------|--|-----------------------|--|
| | | | | | MP/his election agent | Political party which setup him up | Any other association/body of persons/individual | | |
| 6 | Saumitra Khan | West Bengal | Bishnupur | AITC | 43,13,942 | 2,42,500 | 0 | 11,97,255 11 Lacs+ | -31,16,687 |
| 7 | Mahant Chand Nath Yogi | Rajasthan | Alwar | BJP | 27,44,294 | 21,000 | 1,13,205 | 1,99,653 1 Lacs+ | -25,44,641 |
| 8 | Sankar Prasad Datta | Tripura | Tripura West | CPI(M) | 38,40,118 | 51,745 | 0 | 13,20,900 13 Lacs+ | -25,19,218 |
| 9 | Savitri Bai Foole | Uttar Pradesh | Bahraich | BJP | 35,91,541 | 0 | 2,85,587 | 11,21,491 11 Lacs+ | -24,70,050 |
| 10 | Manshankar Ninama | Rajasthan | Banswara | BJP | 60,35,542 | 0 | 0 | 40,40,285 40 Lacs+ | -19,95,257 |
| 11 | Ashok Kumar.K | Tamil Nadu | Krishnagiri | AIADMK | 28,51,259 | 10,000 | 17,94,200 | 11,76,436 11 Lacs+ | -16,74,823 |
| 12 | Rama Chandra Hansdah | Orissa | Mayurbhanj | BJD | 51,21,172 | 0 | 0 | 36,30,888 36 Lacs+ | -14,90,284 |
| 13 | Dharmendra Kumar | Uttar Pradesh | Aonla | BJP | 59,39,590 | 0 | 0 | 53,64,652 53 Lacs+ | -5,74,938 |
| 14 | Rameshwar Teli | Assam | Dibrugarh | BJP | 14,72,164 | 0 | 6,49,650 | 9,77,943 9 Lacs+ | -4,94,221 |
| 15 | Anto Antony | Kerala | Pathanamthitta | INC | 58,89,586 | 67,109 | 0 | 54,10,884 54 Lacs+ | -4,78,702 |
| 16 | Sadhavi Niranjan Jyoti | Uttar Pradesh | Fatehpur | BJP | 45,24,481 | 0 | 0 | 41,23,779 41 Lacs+ | -4,00,702 |

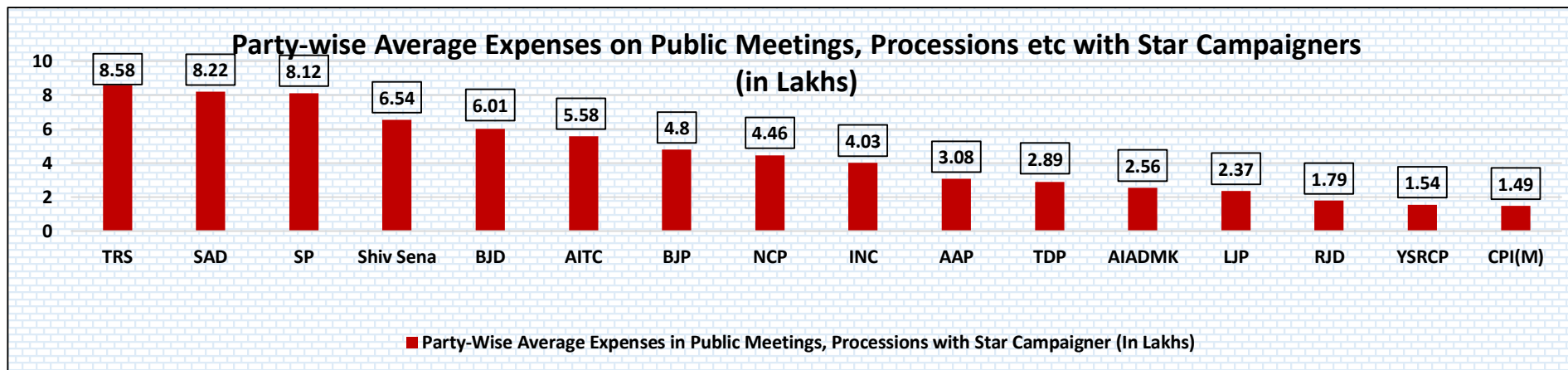
Data in this Kit is presented in good faith, with an intention to inform voters. MPs' Election Expenditure Affidavits from the ECI Website (www.eci.nic.in) is the source of this analysis. Website:-
www.adrindia.org, www.myneta.info

9. **Expense on Public Meeting, Rally, and Processions with Star Campaigners:** Out of the 537 MPs analyzed, **108 (20%)** MPs have declared that **they have not spent ANY amount** on public meetings, processions etc with Star Campaigners.
10. **Expense on Public Meetings, Rally, and Processions other than the ones with Star Campaigners:** Out of the 537 MPs analyzed, **24 (4%)** MPs have declared that **they have not spent ANY amount** on public meetings, processions etc other than the ones with star campaigners.
11. **Expense on Campaigning through electronic/print media:** **108 (20%)** MPs have declared that they have **not spent ANY amount** on campaigning through electronic/print media.
12. **Expense on Campaign Workers:** **100 (19%)** MPs have declared that they **have not spent ANY amount on campaign workers.**
13. **Expense on Vehicles used:** **5 (1%)** MPs have declared that they **have not spent ANY amount on Vehicles Used.**
14. **Expense on Campaign Materials.:** **72 (13%)** MPs have declared that they **have not spent ANY amount on Campaign Materials**

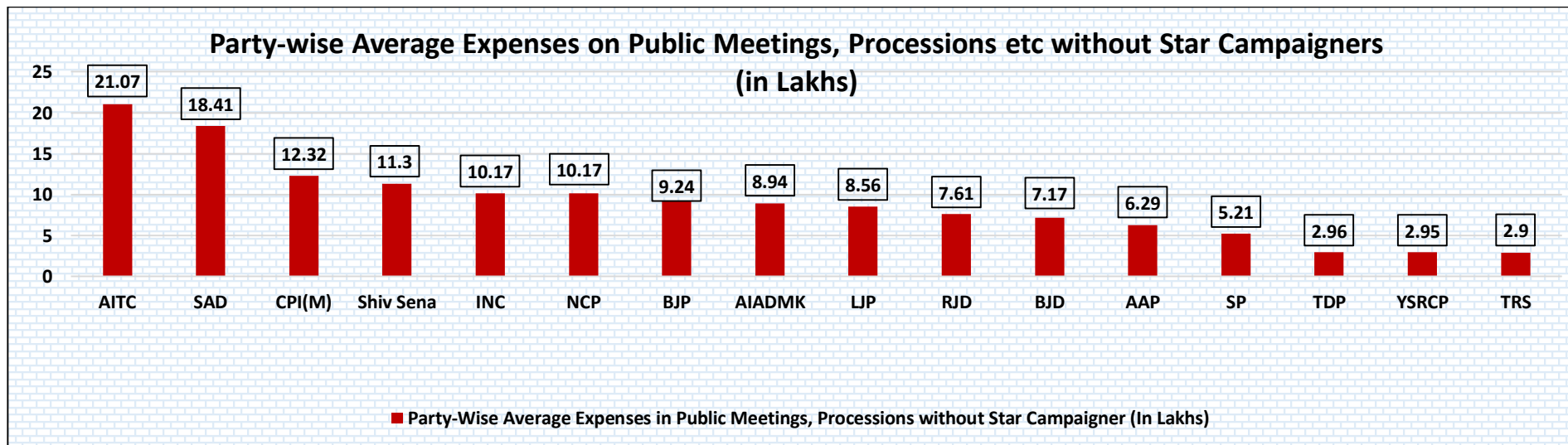


Data in this Kit is presented in good faith, with an intention to inform voters. MPs' Election Expenditure Affidavits from the ECI Website (www.eci.nic.in) is the source of this analysis. Website:- www.adrindia.org, www.myneta.info

15. Party-wise average expenses on Public Meetings, Processions with Star Campaigner:

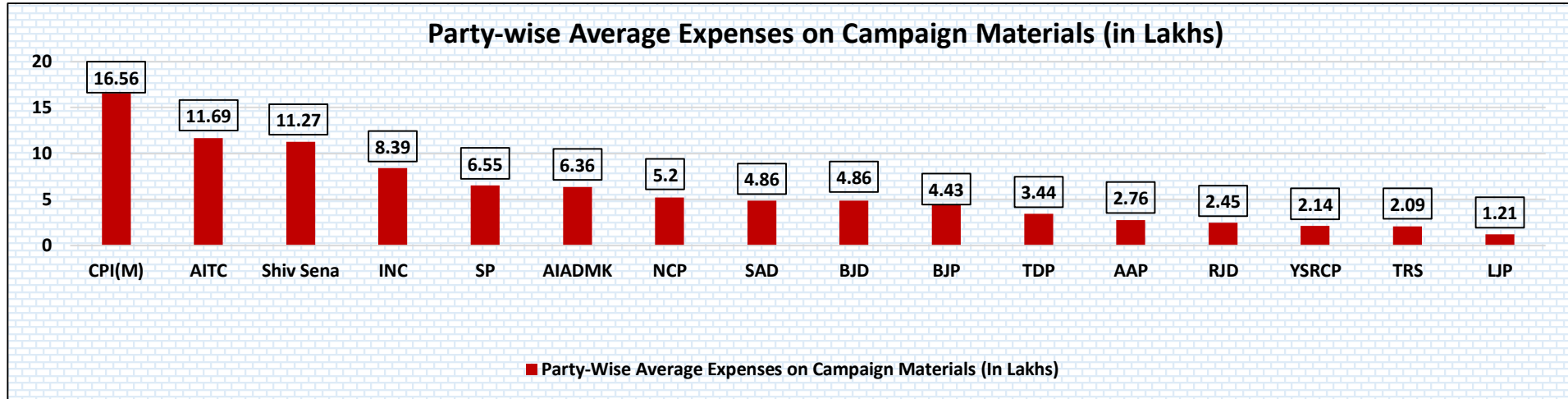


16. Party-wise average expenses on Public Meetings, Processions without Star Campaigner:

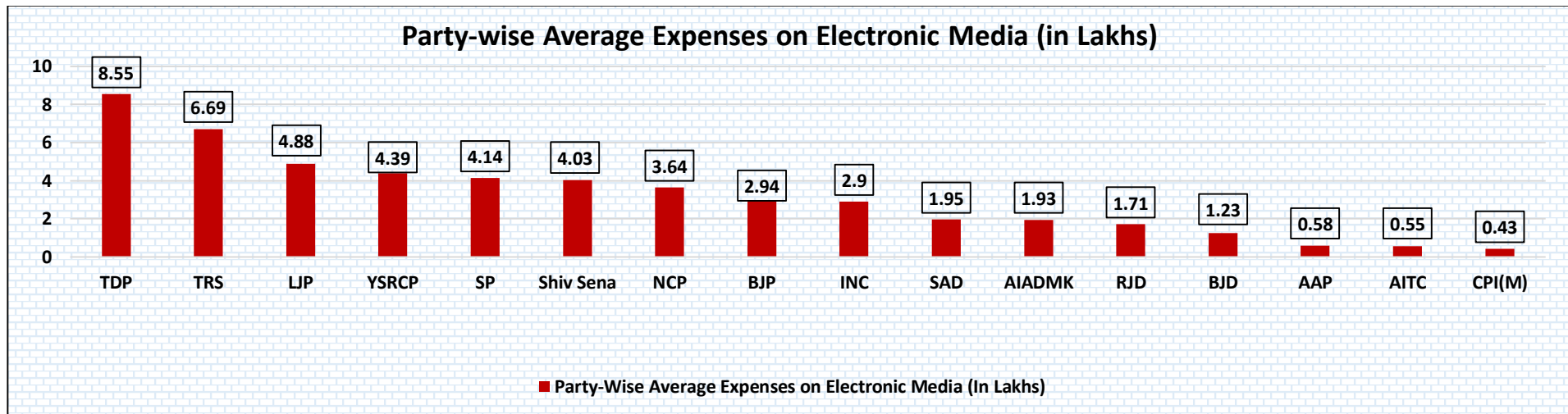


Data in this Kit is presented in good faith, with an intention to inform voters. MPs' Election Expenditure Affidavits from the ECI Website (www.eci.nic.in) is the source of this analysis. Website:- www.adrindia.org, www.myneta.info

17. Party-wise average expenses on Campaign Materials:

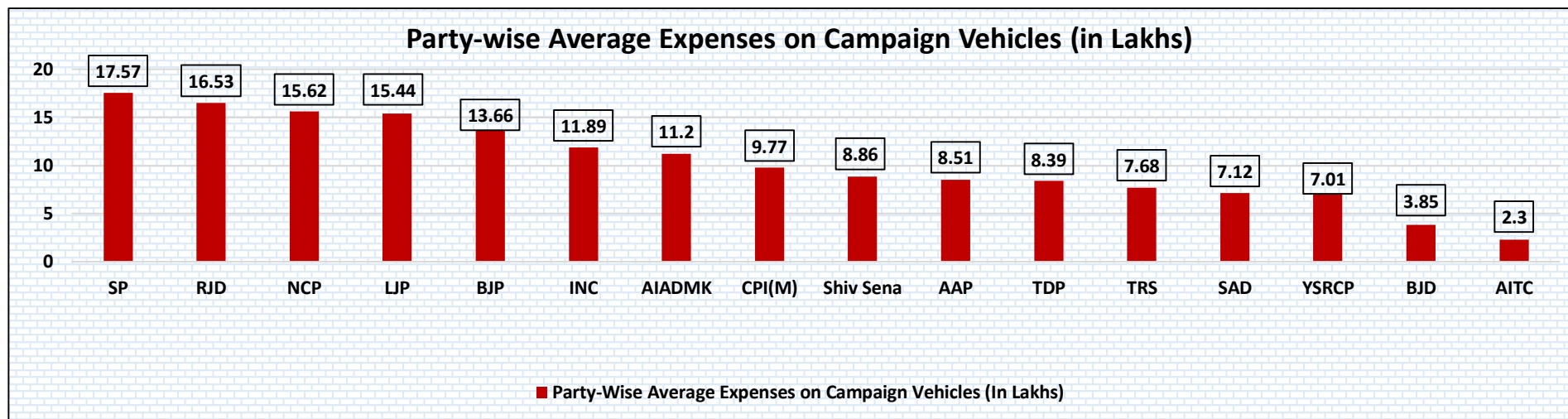


18. Party-wise average expenses on Electronic Media:

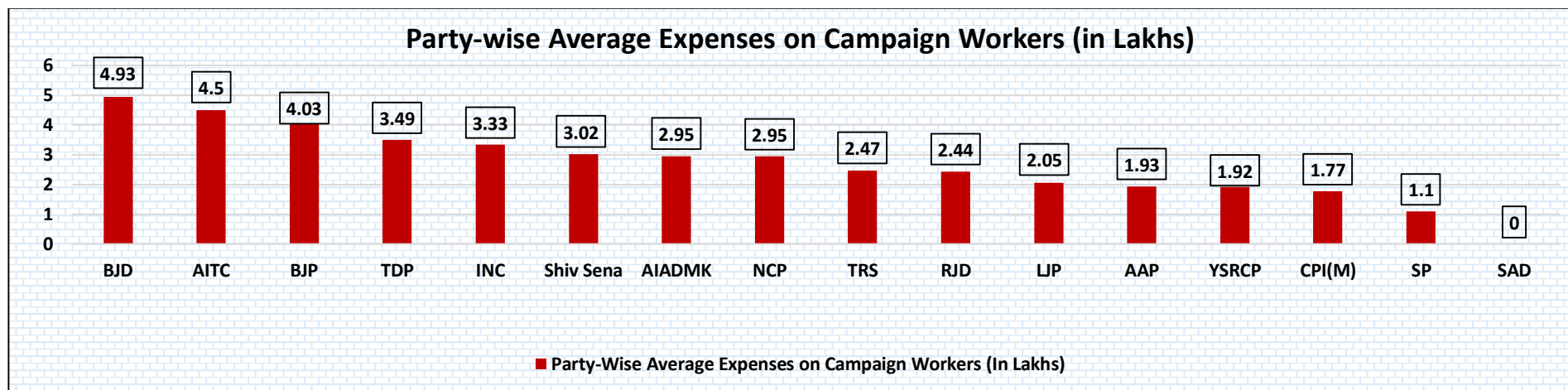


Data in this Kit is presented in good faith, with an intention to inform voters. MPs' Election Expenditure Affidavits from the ECI Website (www.eci.nic.in) is the source of this analysis. Website:- www.adrindia.org, www.myneta.info

19. Party-wise average expenses on Campaign Vehicles:



20. Party-wise average expenses on Campaign Workers:



Data in this Kit is presented in good faith, with an intention to inform voters. MPs' Election Expenditure Affidavits from the ECI Website (www.eci.nic.in) is the source of this analysis. Website:- www.adrindia.org, www.myneta.info

21. Funds Raised from Political Party: Out of the 537 MPs analyzed, 194 (36%) MPs have declared that they have not received any funds from political parties.

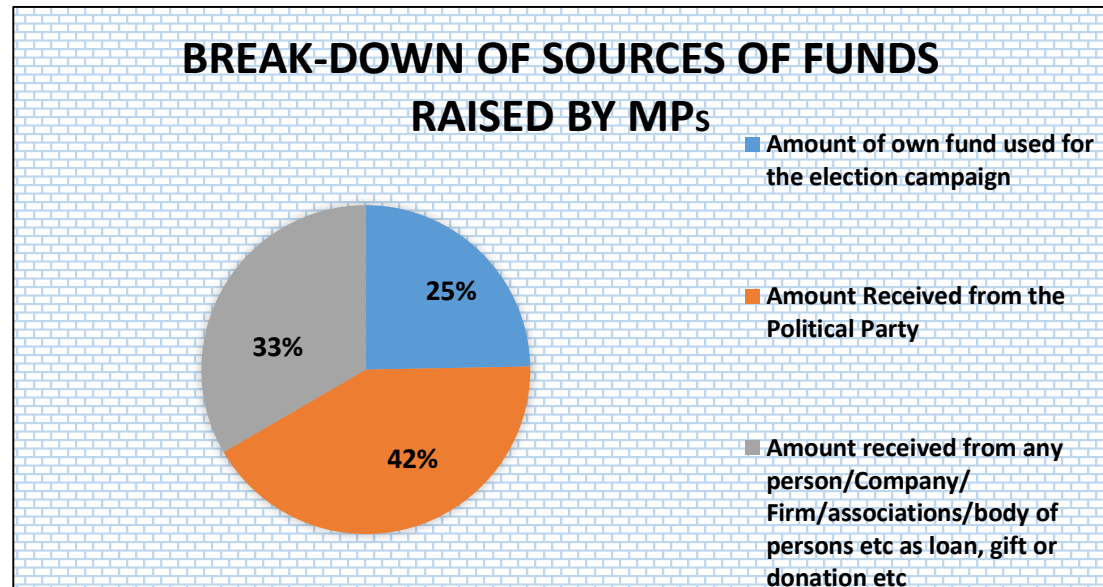
22. Funds Raised through any person/ company/ firm/ associations/ body of persons etc as loan, gift or donation etc: Out of the 537 MPs analyzed, 165(31%) MPs have declared that they have not received any funds from any person/ company/ firm/ associations/ body of persons etc as loan, gift or donation etc.

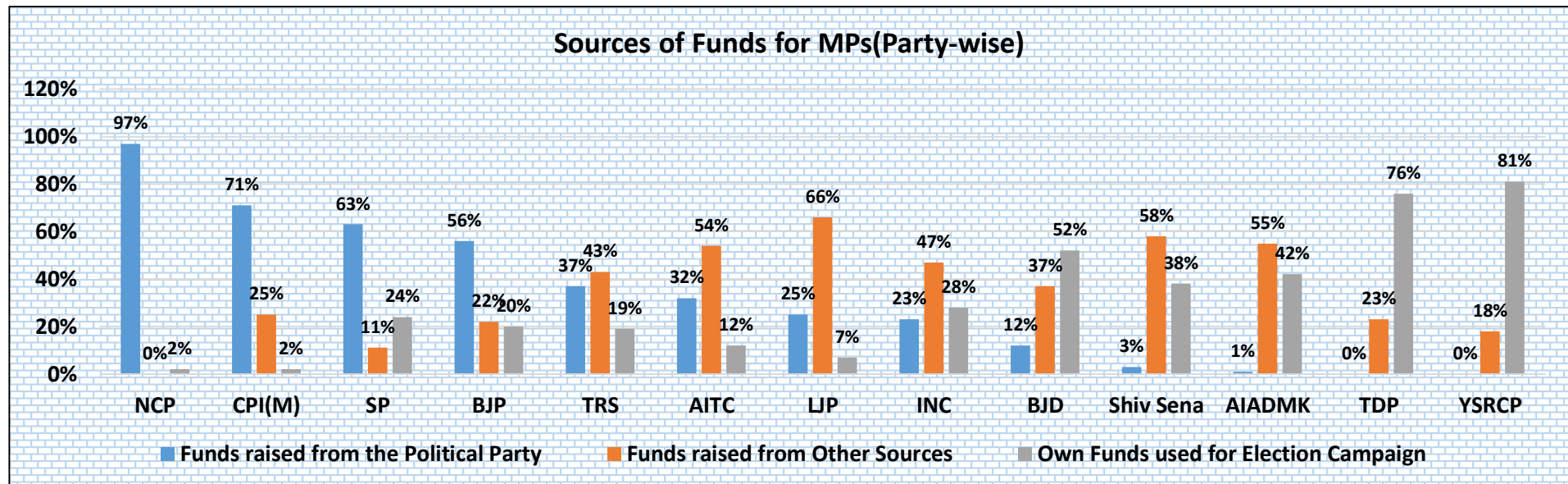
23. Self funds used for election campaign: Out of the 537 MPs analyzed, 51 (9%) MPs have declared that they have not used any of their own funds for their election campaign

24. Average funds raised from Political Parties (Party-wise): On an average a MP from BJP raised 56% of his/her election expense funds from the political party. Similarly, a MP from INC raised 23% of his/her election expense funds, an NCP MP raised 97%, a CPI(M) MP raised 71%, an SP MP raised 63%, a TRS MP raised 37% and an AITC MP raised 32% of their election expense funds from the political party.

25. Average funds raised through any person/company/firm/associations/body of persons etc as loan, gift or donation etc (Party-wise): On an average a MP from BJP raised 22% of his/her election expense funds from any person/company/firm/associations/body of persons etc as loan, gift or donation. Similarly, a MP from INC raised 47% of his/her election expense funds, an LJP MP raised 66%, an Shiv Sena MP raised 58%, an AIADMK MP raised 55%, an AITC MP raised 54%, a TRS MP raised 43% and a BJD MP raised 37% of their election expense funds from any person/ company/ firm/ associations/ body of persons etc as loan, gift or donation.

26. Average self funds used (Party-wise): On an average a MP from BJP raised 20% of his/her election expense funds from their self funds. Similarly, a MP from INC raised 28% of his/her election expense funds from their own self funds, a YSRCP MP raised 81%, an TDP MP raised 76%, a BJD MP raised 52%, an AIADMK MP raised 42%, a Shiv Sena MP raised 38% and an SP MP raised 24% of their election expense funds from their self funds.



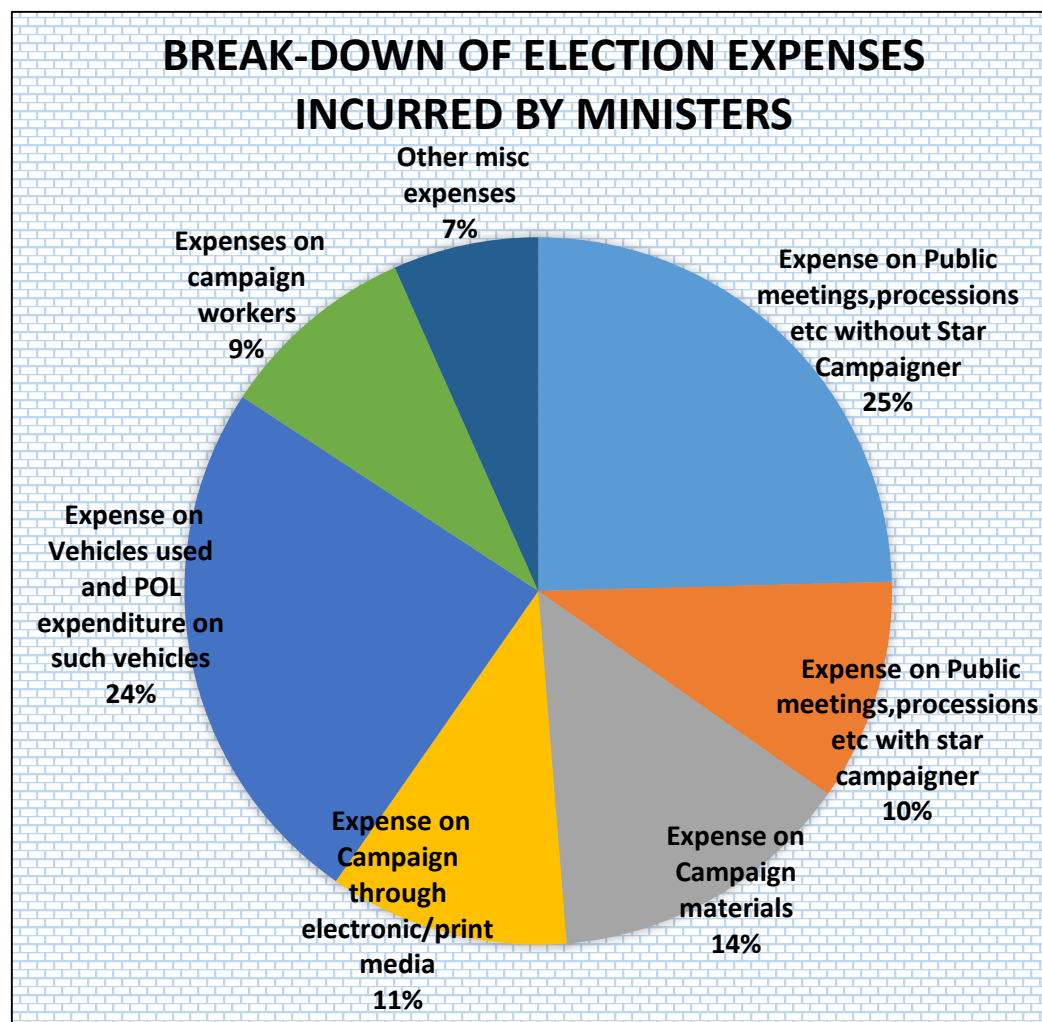


Data in this Kit is presented in good faith, with an intention to inform voters. MPs' Election Expenditure Affidavits from the ECI Website (www.eci.nic.in) is the source of this analysis. Website:- www.adrindia.org, www.myneta.info

Summary and Highlights of Election Expenses of Ministers from the Lok Sabha 2014 Elections

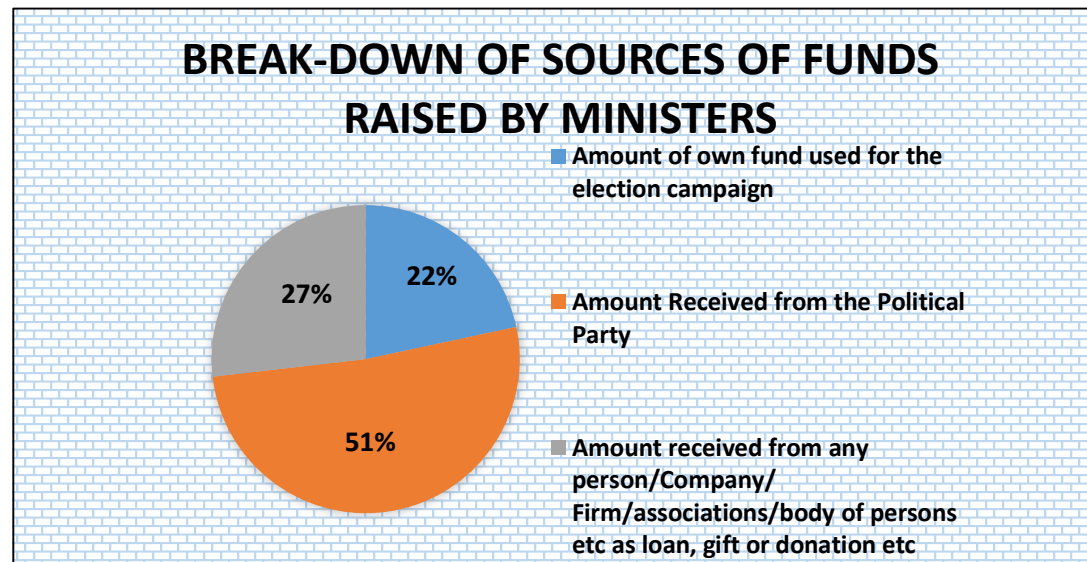
1. ***Less than 50% of the Limit:*** Based on the election expense declarations of 35 Ministers analysed from Lok Sabha, 2014 to the ECI, **11 Ministers (31%) have declared election expenses of less than 50% of the expense limit** in their constituency.
2. ***Average Election Expenses:*** Based on the election expense declarations of 35 Ministers from Lok Sabha 2014 to the ECI, the **average amount of money spent** by them in the elections is only about **Rs 38.96 lakhs, which is 56% of the expense limit**.
3. ***Top 3 Ministers with highest Election Expenses:*** The maximum expense of about **Rs 67.31 Lakhs** (96% of the expense limit) has been declared by **Mansukhbhai Dhanjibhai Vasava of BJP** from Bharuch constituency, Gujarat followed by **Uma Bharti of BJP** from Jhansi constituency, Uttar Pradesh with an expense of **Rs 59.64 lakhs** (or 85% of the expense limit) and **D.V. Sadananda Gowda of BJP** from Bangalore North constituency, Karnataka with an expense of **Rs 59.35 Lakhs** (or 85% of the expense limit)
4. ***Ministers with lowest Election Expenses:*** **Ashok Gajapathi Raju Pusapati** of TDP from Vizianagaram Constituency, Andhra Pradesh has declared an election expenditure of **Rs. 4.10 lakhs** (6% of the expense limit). He is followed by **Kiren Rijju of BJP** from Arunachal West constituency, Arunachal Pradesh who has declared election expenditure of **Rs. 13.70 lakhs** (25% of the expense limit), **Raj Nath Singh of BJP** from Lucknow Constituency, Uttar Pradesh with election expenses of **Rs. 17.76 lakhs** (25% of the expense limit) and **Dr. Jitendra Singh of BJP** from Udhampur Constituency, Jammu and Kashmir with election expenses of **Rs. 21.97 lakhs** (31% of the expense limit).

5. **Expense on Public Meeting, Rally, and Processions with Star Campaigners:** Out of the 35 Ministers analyzed, **7 (20%) Ministers** have declared that **they have not spent ANY amount** on public meetings, processions etc with Star Campaigners.
6. **Expense on Public Meetings, Rally, and Processions other than the ones with Star Campaigners:** Out of the 35 Ministers analyzed, **3 (9%) Ministers** have declared that **they have not spent ANY amount** on public meetings, processions etc other than the ones with star campaigners.
7. **Expense on Campaigning through electronic/print media:** **3 (9%) Ministers** have declared that they have **not spent ANY amount** on campaigning through electronic/print media.
8. **Expense on Campaign Workers:** **9 (26%) Ministers** have declared that they **have not spent ANY amount** on campaign workers.
9. **Expense on Vehicles used:** All ministers have declared expenses on **Vehicles Used**. Kiren Rijju of BJP from Arunachal West Constituency, Arunachal Pradesh declared the lowest amount of **70 thousand (5% of his total expense declared)** on vehicles.
10. **Expense on Campaign Materials:** **4 (11%) Ministers** have declared that they **have not spent ANY amount** on Campaign Materials.



Data in this Kit is presented in good faith, with an intention to inform voters. MPs' Election Expenditure Affidavits from the ECI Website (www.eci.nic.in) is the source of this analysis. Website:- www.adrindia.org, www.myneta.info

11. **Funds Raised from Political Party:** Out of the 35 Ministers analyzed, **7 (20%) Ministers** have declared that they have not received any funds from political parties.
12. **Funds Raised through any person/ company/ firm/ associations/ body of persons etc as loan, gift or donation etc:** Out of the 35 Ministers analyzed, **12 (34%) Ministers** have declared that they have not received any funds from any person/ company/ firm/ associations/ body of persons etc as loan, gift or donation etc.
13. **Self funds used for election campaign:** Out of the 35 Ministers analyzed, **6 (17%) MPs** have declared that they have not used any of their own funds for their election campaign



Top 10 MPs with highest declared election expenses in 2014 Lok Sabha Elections

The maximum expense of about **Rs 82.40 Lakhs** (118% of the expense limit) has been declared by **Gourav Gogoi of INC** from Kaliabor constituency, Assam followed by **Mansukhbhai Dhanjibhai Vasava of BJP** from Bharuch constituency, Gujarat with an expense of **Rs 67.31 lakhs** (or 96% of the expense limit) and **Saugata Roy of AITC** from Dum Dum constituency, West Bengal with an expense of **Rs 65.53 Lakhs** (or 94% of the expense limit)

| S.No. | Name | State | Constituency | Party | Expense Limit | Total expenses incurred/ authorized (Rs.) | % of limit reached |
|-------|-------------------------------|---------------|--------------|--------|-----------------------|---|--------------------|
| 1 | Gourav Gogoi | Assam | Kaliabor | INC | 70,00,000 70 Lacs+ | 82,40,641 82 Lacs+ | 118% |
| 2 | Mansukhbhai Dhanjibhai Vasava | Gujarat | Bharuch | BJP | 70,00,000 70 Lacs+ | 67,31,280 67 Lacs+ | 96% |
| 3 | Saugata Roy | West Bengal | Dum Dum | AITC | 70,00,000 70 Lacs+ | 65,53,399 65 Lacs+ | 94% |
| 4 | E. T. Mohammed Basheer | Kerala | Ponnani | IUML | 70,00,000 70 Lacs+ | 64,96,880 64 Lacs+ | 93% |
| 5 | Mahendran.C | Tamil Nadu | Pollachi | AIADMK | 70,00,000 70 Lacs+ | 64,39,442 64 Lacs+ | 92% |
| 6 | Supriya Sule | Maharashtra | Baramati | NCP | 70,00,000 70 Lacs+ | 64,29,409 64 Lacs+ | 92% |
| 7 | Vinod Khanna | Punjab | Gurdaspur | BJP | 70,00,000 70 Lacs+ | 63,95,916 63 Lacs+ | 91% |
| 8 | Deol Hema Malini Dharmendra | Uttar Pradesh | Mathura | BJP | 70,00,000 70 Lacs+ | 63,35,663 63 Lacs+ | 91% |
| 9 | Arjunlal Meena | Rajasthan | Udaipur | BJP | 70,00,000 70 Lacs+ | 62,44,806 62 Lacs+ | 89% |
| 10 | Aparupa Poddar (Afrin Ali) | West Bengal | Arambag | AITC | 70,00,000 70 Lacs+ | 62,31,337 62 Lacs+ | 89% |

Table: Top 10 highest expenses declared by MPs

Data in this Kit is presented in good faith, with an intention to inform voters. MPs' Election Expenditure Affidavits from the ECI Website (www.eci.nic.in) is the source of this analysis. Website:-
www.adrindia.org, www.myneta.info

10 lowest election expenses declared by MPs

Shyama Charan Gupta of BJP from Allahabad constituency, Uttar Pradesh has declared election expenditure of Rs. 39,369 , **Ashok Gajapathi Raju Pusapati** of **TDP** from Vizianagaram Constituency, Andhra Pradesh with election expenses of **Rs. 4.10 lakhs** and **Vanaroja R of AIADMK** from Tiruvannamalai Constituency, Tamil Nadu with election expenses of **Rs. 5.48 lakhs**.

| S.No. | Name | State | Constituency | Party | Expense Limit | Total expenses incurred/ authorized (Rs.) | % of limit reached |
|-------|-------------------------------|----------------|----------------|--|-----------------------|---|--------------------|
| 1 | Shyama Charan Gupta | Uttar Pradesh | Allahabad | BJP | 70,00,000 70 Lacs+ | 39,369 39 Thou+ | 1% |
| 2 | Ashok Gajapathi Raju Pusapati | Andhra Pradesh | Vizianagaram | TDP | 70,00,000 70 Lacs+ | 4,10,280 4 Lacs+ | 6% |
| 3 | Vanaroja R | Tamil Nadu | Tiruvannamalai | AIADMK | 70,00,000 70 Lacs+ | 5,48,800 5 Lacs+ | 8% |
| 4 | Balabhadra Majhi | Orissa | Nabarangpur | BJD | 70,00,000 70 Lacs+ | 8,78,570 8 Lacs+ | 13% |
| 5 | Ramachandran, K.N. Thiru | Tamil Nadu | Sriperumbudur | AIADMK | 70,00,000 70 Lacs+ | 9,96,159 9 Lacs+ | 14% |
| 6 | Anbumani Ramadoss | Tamil Nadu | Dharmapuri | PMK | 70,00,000 70 Lacs+ | 10,59,142 10 Lacs+ | 15% |
| 7 | Asaduddin Owaisi | Andhra Pradesh | Hyderabad | All India Majlis-E- Ittehadul Muslimeen | 70,00,000 70 Lacs+ | 11,04,462 11 Lacs+ | 16% |
| 8 | Nagendra Kumar Pradhan | Orissa | Sambalpur | BJD | 70,00,000 70 Lacs+ | 11,20,870 11 Lacs+ | 16% |
| 9 | Kothapalli Geetha | Andhra Pradesh | Araku | YSRCP | 70,00,000 70 Lacs+ | 11,79,536 11 Lacs+ | 17% |
| 10 | P.V.Midhun Reddy | Andhra Pradesh | Rajampet | YSRCP | 70,00,000 70 Lacs+ | 11,82,729 11 Lacs+ | 17% |

Table: 10 lowest election expenses declared by MPs

Data in this Kit is presented in good faith, with an intention to inform voters. MPs' Election Expenditure Affidavits from the ECI Website (www.eci.nic.in) is the source of this analysis. Website:-
www.adrindia.org, www.myneta.info

State-wise Average Expenses declared by MPs

| S.No. | State | No. of MPs Analyzed | Average Limit | Average Election Expense | % of Average Limit |
|-------|-------------------------------------|---------------------|-----------------------|--------------------------|--------------------|
| 1 | Meghalaya | 2 | 70,00,000 70 Lacs+ | 57,89,160 57 Lacs+ | 82.7 % |
| 2 | Kerala | 20 | 70,00,000 70 Lacs+ | 52,09,040 52 Lacs+ | 74.4 % |
| 3 | Sikkim | 1 | 54,00,000 54 Lacs+ | 51,30,387 51 Lacs+ | 95 % |
| 4 | Rajasthan | 25 | 70,00,000 70 Lacs+ | 47,89,702 47 Lacs+ | 68.4 % |
| 5 | Tripura | 2 | 70,00,000 70 Lacs+ | 47,47,869 47 Lacs+ | 67.8 % |
| 6 | Maharashtra | 47 | 70,00,000 70 Lacs+ | 46,93,421 46 Lacs+ | 67 % |
| 7 | Himachal Pradesh | 4 | 70,00,000 70 Lacs+ | 46,36,849 46 Lacs+ | 66.2 % |
| 8 | Chhattisgarh | 11 | 70,00,000 70 Lacs+ | 46,14,189 46 Lacs+ | 65.9 % |
| 9 | Uttarakhand | 5 | 70,00,000 70 Lacs+ | 45,95,234 45 Lacs+ | 65.6 % |
| 10 | Gujarat | 26 | 70,00,000 70 Lacs+ | 45,91,757 45 Lacs+ | 65.6 % |
| 11 | Assam | 14 | 70,00,000 70 Lacs+ | 44,23,286 44 Lacs+ | 63.2 % |
| 12 | West Bengal | 42 | 70,00,000 70 Lacs+ | 44,05,462 44 Lacs+ | 62.9 % |
| 13 | Dadra & Nagar Haveli | 1 | 54,00,000 54 Lacs+ | 43,64,301 43 Lacs+ | 80.8 % |
| 14 | National Capital Territory Of Delhi | 7 | 70,00,000 70 Lacs+ | 41,57,119 41 Lacs+ | 59.4 % |
| 15 | Punjab | 13 | 70,00,000 70 Lacs+ | 41,39,486 41 Lacs+ | 59.1 % |
| 16 | Karnataka | 28 | 70,00,000 70 Lacs+ | 40,74,870 40 Lacs+ | 58.2 % |

Data in this Kit is presented in good faith, with an intention to inform voters. MPs' Election Expenditure Affidavits from the ECI Website (www.eci.nic.in) is the source of this analysis. Website:-
www.adrindia.org, www.myneta.info

| S.No. | State | No. of MPs Analyzed | Average Limit | Average Election Expense | % of Average Limit |
|-------|---------------------------|---------------------|-----------------------|--------------------------|--------------------|
| 17 | Bihar | 40 | 70,00,000 70 Lacs+ | 40,06,936 40 Lacs+ | 57.2 % |
| 18 | Uttar Pradesh | 80 | 70,00,000 70 Lacs+ | 39,76,927 39 Lacs+ | 56.8 % |
| 19 | Madhya Pradesh | 29 | 70,00,000 70 Lacs+ | 38,77,128 38 Lacs+ | 55.4 % |
| 20 | Andaman & Nicobar Islands | 1 | 54,00,000 54 Lacs+ | 38,15,373 38 Lacs+ | 70.7 % |
| 21 | Jharkhand | 10 | 70,00,000 70 Lacs+ | 37,81,090 37 Lacs+ | 54 % |
| 22 | Haryana | 10 | 70,00,000 70 Lacs+ | 36,24,280 36 Lacs+ | 51.8 % |
| 23 | Tamil Nadu | 39 | 70,00,000 70 Lacs+ | 35,18,743 35 Lacs+ | 50.3 % |
| 24 | Goa | 2 | 54,00,000 54 Lacs+ | 32,12,152 32 Lacs+ | 59.5 % |
| 25 | Orissa | 20 | 70,00,000 70 Lacs+ | 31,64,911 31 Lacs+ | 45.2 % |
| 26 | Chandigarh | 1 | 54,00,000 54 Lacs+ | 29,47,779 29 Lacs+ | 54.6 % |
| 27 | Andhra Pradesh | 42 | 70,00,000 70 Lacs+ | 29,19,805 29 Lacs+ | 41.7 % |
| 28 | Arunachal Pradesh | 2 | 54,00,000 54 Lacs+ | 27,98,212 27 Lacs+ | 51.8 % |
| 29 | Jammu & Kashmir | 6 | 70,00,000 70 Lacs+ | 24,73,837 24 Lacs+ | 35.3 % |
| 30 | Daman & Diu | 1 | 54,00,000 54 Lacs+ | 23,03,850 23 Lacs+ | 42.7 % |
| 31 | Nagaland | 1 | 70,00,000 70 Lacs+ | 22,46,290 22 Lacs+ | 32.1 % |
| 32 | Puducherry | 1 | 54,00,000 54 Lacs+ | 20,80,684 20 Lacs+ | 38.5 % |
| 33 | Manipur | 2 | 70,00,000 70 Lacs+ | 20,15,589 20 Lacs+ | 28.8 % |

Data in this Kit is presented in good faith, with an intention to inform voters. MPs' Election Expenditure Affidavits from the ECI Website (www.eci.nic.in) is the source of this analysis. Website:-
www.adrindia.org, www.myneta.info

| S.No. | State | No. of MPs Analyzed | Average Limit | Average Election Expense | % of Average Limit |
|--------------|-------------|---------------------|-------------------------------------|-------------------------------------|--------------------|
| 34 | Mizoram | 1 | 70,00,000 70 Lacs+ | 15,18,144 15 Lacs+ | 21.7 % |
| 35 | Lakshadweep | 1 | 54,00,000 54 Lacs+ | 13,91,359 13 Lacs+ | 25.8 % |
| Total | | 537 | 69,67,225 69 Lacs+ | 40,33,509 40 Lacs+ | 58 % |

Table: State-wise Average Expenses declared by MPs

Party-wise Average Expenses declared by MPs

The party wise average election expenses shows that the average spending for **277 MPs from BJP is Rs 41.81 lakhs** (60% of the average expense limit), for **44 MPs from INC is Rs 41.63 lakhs** (60% of the average expense limit), for **37 MPs from AIADMK is 35.66 Lakhs** (51% of the average expense limit) and for **34 MPs from AITC is Rs. 46.51 Lakhs** (67% of the average expense limit).

| S.No. | Party | No. of MPs Analyzed | Average Limit | Average Election Expense | % of Average Limit |
|-------|-----------|---------------------|-----------------------|--------------------------|--------------------|
| 1 | BJP | 277 | 69,59,566 69 Lacs+ | 41,81,074 41 Lacs+ | 60.1 % |
| 2 | INC | 44 | 69,63,636 69 Lacs+ | 41,63,872 41 Lacs+ | 59.8 % |
| 3 | AIADMK | 37 | 70,00,000 70 Lacs+ | 35,66,761 35 Lacs+ | 51 % |
| 4 | AITC | 34 | 70,00,000 70 Lacs+ | 46,51,651 46 Lacs+ | 66.5 % |
| 5 | BJD | 19 | 70,00,000 70 Lacs+ | 31,22,903 31 Lacs+ | 44.6 % |
| 6 | SHIV SENA | 18 | 70,00,000 70 Lacs+ | 46,94,727 46 Lacs+ | 67.1 % |
| 7 | TDP | 16 | 70,00,000 70 Lacs+ | 31,03,448 31 Lacs+ | 44.3 % |
| 8 | TRS | 11 | 70,00,000 70 Lacs+ | 31,69,063 31 Lacs+ | 45.3 % |
| 9 | YSRCP | 9 | 70,00,000 70 Lacs+ | 21,75,842 21 Lacs+ | 31.1 % |
| 10 | CPI(M) | 9 | 70,00,000 70 Lacs+ | 43,15,645 43 Lacs+ | 61.7 % |

Data in this Kit is presented in good faith, with an intention to inform voters. MPs' Election Expenditure Affidavits from the ECI Website (www.eci.nic.in) is the source of this analysis. Website:-
www.adrindia.org, www.myneta.info

| S.No. | Party | No. of MPs Analyzed | Average Limit | Average Election Expense | % of Average Limit |
|-------|---------------------------|---------------------|-----------------------|--------------------------|--------------------|
| 11 | NCP | 6 | 67,33,333 67 Lacs+ | 44,85,243 44 Lacs+ | 66.6 % |
| 12 | LJP | 6 | 70,00,000 70 Lacs+ | 38,68,838 38 Lacs+ | 55.3 % |
| 13 | SP | 5 | 70,00,000 70 Lacs+ | 45,11,188 45 Lacs+ | 64.4 % |
| 14 | RJD | 4 | 70,00,000 70 Lacs+ | 33,02,075 33 Lacs+ | 47.2 % |
| 15 | SAD | 4 | 70,00,000 70 Lacs+ | 50,32,099 50 Lacs+ | 71.9 % |
| 16 | AAP | 4 | 70,00,000 70 Lacs+ | 28,24,949 28 Lacs+ | 40.4 % |
| 17 | AIUDF | 3 | 70,00,000 70 Lacs+ | 40,71,303 40 Lacs+ | 58.2 % |
| 18 | JKPDP | 3 | 70,00,000 70 Lacs+ | 24,19,418 24 Lacs+ | 34.6 % |
| 19 | IND | 3 | 70,00,000 70 Lacs+ | 33,89,804 33 Lacs+ | 48.4 % |
| 20 | Rashtriya Lok Samta Party | 3 | 70,00,000 70 Lacs+ | 36,67,297 36 Lacs+ | 52.4 % |
| 21 | IUML | 2 | 70,00,000 70 Lacs+ | 62,59,226 62 Lacs+ | 89.4 % |
| 22 | JD(S) | 2 | 70,00,000 70 Lacs+ | 45,89,530 45 Lacs+ | 65.6 % |
| 23 | JD(U) | 2 | 70,00,000 70 Lacs+ | 30,70,443 30 Lacs+ | 43.9 % |
| 24 | Apna Dal | 2 | 70,00,000 70 Lacs+ | 53,25,924 53 Lacs+ | 76.1 % |
| 25 | INLD | 2 | 70,00,000 70 Lacs+ | 33,01,870 33 Lacs+ | 47.2 % |
| 26 | JMM | 2 | 70,00,000 70 Lacs+ | 33,55,711 33 Lacs+ | 47.9 % |
| 27 | KC(M) | 1 | 70,00,000 70 Lacs+ | 50,38,680 50 Lacs+ | 72 % |

Data in this Kit is presented in good faith, with an intention to inform voters. MPs' Election Expenditure Affidavits from the ECI Website (www.eci.nic.in) is the source of this analysis. Website:-
www.adrindia.org, www.myneta.info

| S.No. | Party | No. of MPs Analyzed | Average Limit | Average Election Expense | % of Average Limit |
|--------------|--|---------------------|-----------------------|--------------------------|--------------------|
| 28 | CPI | 1 | 70,00,000 70 Lacs+ | 39,70,439 39 Lacs+ | 56.7 % |
| 29 | NPF | 1 | 70,00,000 70 Lacs+ | 22,46,290 22 Lacs+ | 32.1 % |
| 30 | NPP | 1 | 70,00,000 70 Lacs+ | 59,65,828 59 Lacs+ | 85.2 % |
| 31 | Swabhimani Paksha | 1 | 70,00,000 70 Lacs+ | 52,38,301 52 Lacs+ | 74.8 % |
| 32 | PMK | 1 | 70,00,000 70 Lacs+ | 10,59,142 10 Lacs+ | 15.1 % |
| 33 | RSP | 1 | 70,00,000 70 Lacs+ | 61,21,882 61 Lacs+ | 87.5 % |
| 34 | SDF | 1 | 54,00,000 54 Lacs+ | 51,30,387 51 Lacs+ | 95 % |
| 35 | All India Majlis-E-Ittehadul Muslimeen | 1 | 70,00,000 70 Lacs+ | 11,04,462 11 Lacs+ | 15.8 % |
| 36 | All India N.R. Congress | 1 | 54,00,000 54 Lacs+ | 20,80,684 20 Lacs+ | 38.5 % |
| Total | | 537 | 69,67,225 69 Lacs+ | 40,33,509 40 Lacs+ | 58 % |

Table: Average expense declared by MPs – party wise

Average self funds used for Election Campaign (Party-wise)

| S.No. | Party | No. of MPs Analyzed | Average Total Funds Raised | Average Self Funds | % of Self funds against Total Funds Raised |
|-------|-----------|---------------------|----------------------------|--------------------|--|
| 1 | BJP | 277 | 42,02,610 | 8,41,656 | 20 % |
| 2 | INC | 44 | 44,23,890 | 12,80,167 | 28 % |
| 3 | AIADMK | 37 | 34,78,958 | 14,75,383 | 42 % |
| 4 | AITC | 34 | 44,31,697 | 5,53,424 | 12 % |
| 5 | BJD | 19 | 29,86,091 | 15,76,353 | 52 % |
| 6 | SHIV SENA | 18 | 44,72,386 | 17,31,263 | 38 % |
| 7 | TDP | 16 | 28,61,103 | 22,00,599 | 76 % |
| 8 | TRS | 11 | 43,62,619 | 8,40,626 | 19 % |

Data in this Kit is presented in good faith, with an intention to inform voters. MPs' Election Expenditure Affidavits from the ECI Website (www.eci.nic.in) is the source of this analysis. Website:-
www.adrindia.org, www.myneta.info

| S.No. | Party | No. of MPs Analyzed | Average Total Funds Raised | Average Self Funds | % of Self funds against Total Funds Raised |
|-------|--|---------------------|----------------------------|--------------------|--|
| 9 | CPI(M) | 9 | 40,98,559 | 1,08,084 | 2 % |
| 10 | YSRCP | 9 | 17,61,189 | 14,39,681 | 81 % |
| 11 | NCP | 6 | 47,95,780 | 1,21,249 | 2 % |
| 12 | LJP | 6 | 37,85,095 | 2,95,818 | 7 % |
| 13 | SP | 5 | 43,54,631 | 10,71,009 | 24 % |
| 14 | AAP | 4 | 19,54,199 | 6,84,533 | 35 % |
| 15 | RJD | 4 | 31,21,773 | 10,39,483 | 33 % |
| 16 | SAD | 4 | 45,49,492 | 7,18,010 | 15 % |
| 17 | JKPDP | 3 | 5,12,933 | 1,12,933 | 22 % |
| 18 | AIUDF | 3 | 40,25,471 | 28,73,471 | 71 % |
| 19 | IND | 3 | 33,98,560 | 4,77,000 | 14 % |
| 20 | Rashtriya Lok Samta Party | 3 | 35,02,252 | 1,33,366 | 3 % |
| 21 | INLD | 2 | 26,80,321 | 16,19,821 | 60 % |
| 22 | JMM | 2 | 38,19,185 | 8,44,177 | 22 % |
| 23 | IUML | 2 | 62,59,633 | 10,35,000 | 16 % |
| 24 | JD(S) | 2 | 50,77,655 | 20,13,866 | 39 % |
| 25 | Apna Dal | 2 | 52,93,000 | 30,500 | 0 % |
| 26 | JD(U) | 2 | 30,70,442 | 7,75,740 | 25 % |
| 27 | CPI | 1 | 39,70,439 | 17,86,714 | 45 % |
| 28 | NPP | 1 | 65,50,000 | 40,000 | 0 % |
| 29 | PMK | 1 | 17,01,000 | 1,000 | 0 % |
| 30 | KC(M) | 1 | 61,65,000 | 2,00,000 | 3 % |
| 31 | All India N.R. Congress | 1 | 15,70,158 | 15,70,158 | 100 % |
| 32 | Swabhimani Paksha | 1 | 35,12,480 | 2,00,000 | 5 % |
| 33 | RSP | 1 | 68,68,643 | 66,000 | 0 % |
| 34 | SDF | 1 | 36,85,954 | 10,60,764 | 28 % |
| 35 | NPF | 1 | 22,46,290 | 13,59,850 | 60 % |
| 36 | All India Majlis-E-Ittehadul Muslimeen | 1 | 11,37,786 | 11,37,786 | 100 % |

Average self funds used for Election Campaign(Party-wise)

Data in this Kit is presented in good faith, with an intention to inform voters. MPs' Election Expenditure Affidavits from the ECI Website (www.eci.nic.in) is the source of this analysis. Website:-
www.adrindia.org, www.myneta.info

Average funds raised from Political Parties (Party-wise)

| S.No. | Party | No. of MPs Analyzed | Average Total Funds Raised | Average of Funds Received from Party | % Party Funds Against Total Funds Raised |
|-------|---------------------------|---------------------|----------------------------|--------------------------------------|--|
| 1 | BJP | 277 | 42,02,610 | 23,57,083 | 56 % |
| 2 | INC | 44 | 44,23,890 | 10,26,490 | 23 % |
| 3 | AIADMK | 37 | 34,78,958 | 60,943 | 1 % |
| 4 | AITC | 34 | 44,31,697 | 14,43,911 | 32 % |
| 5 | BJD | 19 | 29,86,091 | 3,74,859 | 12 % |
| 6 | SHIV SENA | 18 | 44,72,386 | 1,39,190 | 3 % |
| 7 | TDP | 16 | 28,61,103 | 139 | 0 % |
| 8 | TRS | 11 | 43,62,619 | 16,44,066 | 37 % |
| 9 | CPI(M) | 9 | 40,98,559 | 29,49,534 | 71 % |
| 10 | YSRCP | 9 | 17,61,189 | 0 | 0 % |
| 11 | NCP | 6 | 47,95,780 | 46,62,333 | 97 % |
| 12 | LJP | 6 | 37,85,095 | 9,62,608 | 25 % |
| 13 | SP | 5 | 43,54,631 | 27,75,462 | 63 % |
| 14 | AAP | 4 | 19,54,199 | 8,15,871 | 41 % |
| 15 | RJD | 4 | 31,21,773 | 1,27,120 | 4 % |
| 16 | SAD | 4 | 45,49,492 | 11,41,982 | 25 % |
| 17 | JKPDP | 3 | 5,12,933 | 3,33,333 | 64 % |
| 18 | AIUDF | 3 | 40,25,471 | 1,83,666 | 4 % |
| 19 | IND | 3 | 33,98,560 | 20,66,666 | 60 % |
| 20 | Rashtriya Lok Samta Party | 3 | 35,02,252 | 0 | 0 % |
| 21 | INLD | 2 | 26,80,321 | 0 | 0 % |
| 22 | JMM | 2 | 38,19,185 | 22,50,000 | 58 % |
| 23 | IUML | 2 | 62,59,633 | 34,25,000 | 54 % |
| 24 | JD(S) | 2 | 50,77,655 | 25,00,000 | 49 % |
| 25 | Apna Dal | 2 | 52,93,000 | 14,00,000 | 26 % |
| 26 | JD(U) | 2 | 30,70,442 | 0 | 0 % |
| 27 | CPI | 1 | 39,70,439 | 21,83,725 | 54 % |
| 28 | NPP | 1 | 65,50,000 | 4,00,000 | 6 % |
| 29 | PMK | 1 | 17,01,000 | 17,00,000 | 99 % |

Data in this Kit is presented in good faith, with an intention to inform voters. MPs' Election Expenditure Affidavits from the ECI Website (www.eci.nic.in) is the source of this analysis. Website:-
www.adrindia.org, www.myneta.info

| S.No. | Party | No. of MPs Analyzed | Average Total Funds Raised | Average of Funds Received from Party | % Party Funds Against Total Funds Raised |
|-------|--|---------------------|----------------------------|--------------------------------------|--|
| 30 | KC(M) | 1 | 61,65,000 | 21,00,000 | 34 % |
| 31 | All India N.R. Congress | 1 | 15,70,158 | 0 | 0 % |
| 32 | Swabhimani Paksha | 1 | 35,12,480 | 31,49,000 | 89 % |
| 33 | RSP | 1 | 68,68,643 | 40,93,280 | 59 % |
| 34 | SDF | 1 | 36,85,954 | 0 | 0 % |
| 35 | NPF | 1 | 22,46,290 | 8,28,000 | 36 % |
| 36 | All India Majlis-E-Ittehadul Muslimeen | 1 | 11,37,786 | 0 | 0 % |

Table: Average funds raised from Political Parties (Party-wise)

Average funds raised from Other Sources (Party-wise)

| S.No. | Party | No. of MPs Analyzed | Average Total Funds Raised | Average Funds from other organizations and bodies | % of Funds from other organizations and bodies Against Total Funds Raised |
|-------|---------------------------|---------------------|----------------------------|---|---|
| 1 | BJP | 277 | 42,02,610 | 9,66,410 | 22 % |
| 2 | INC | 44 | 44,23,890 | 21,17,232 | 47 % |
| 3 | AIADMK | 37 | 34,78,958 | 19,42,631 | 55 % |
| 4 | AITC | 34 | 44,31,697 | 24,32,992 | 54 % |
| 5 | BJD | 19 | 29,86,091 | 11,15,830 | 37 % |
| 6 | SHIV SENA | 18 | 44,72,386 | 26,01,931 | 58 % |
| 7 | TDP | 16 | 28,61,103 | 6,60,364 | 23 % |
| 8 | TRS | 11 | 43,62,619 | 18,77,927 | 43 % |
| 9 | CPI(M) | 9 | 40,98,559 | 10,40,939 | 25 % |
| 10 | YSRCP | 9 | 17,61,189 | 3,21,507 | 18 % |
| 11 | LJP | 6 | 37,85,095 | 25,26,668 | 66 % |
| 12 | NCP | 6 | 47,95,780 | 12,198 | 0 % |
| 13 | SP | 5 | 43,54,631 | 5,08,160 | 11 % |
| 14 | AAP | 4 | 19,54,199 | 4,53,794 | 23 % |
| 15 | RJD | 4 | 31,21,773 | 19,55,170 | 62 % |
| 16 | SAD | 4 | 45,49,492 | 26,89,500 | 59 % |
| 17 | Rashtriya Lok Samta Party | 3 | 35,02,252 | 33,68,886 | 96 % |

Data in this Kit is presented in good faith, with an intention to inform voters. MPs' Election Expenditure Affidavits from the ECI Website (www.eci.nic.in) is the source of this analysis. Website:-
www.adrindia.org, www.myneta.info

| S.No. | Party | No. of MPs Analyzed | Average Total Funds Raised | Average Funds from other organizations and bodies | % of Funds from other organizations and bodies Against Total Funds Raised |
|-------|---------------------------------------|---------------------|----------------------------|---|---|
| 18 | JKPDP | 3 | 5,12,933 | 66,666 | 12 % |
| 19 | AIUDF | 3 | 40,25,471 | 9,68,333 | 24 % |
| 20 | IND | 3 | 33,98,560 | 8,54,894 | 25 % |
| 21 | JD(U) | 2 | 30,70,442 | 22,94,702 | 74 % |
| 22 | INLD | 2 | 26,80,321 | 10,60,500 | 39 % |
| 23 | JMM | 2 | 38,19,185 | 7,25,007 | 18 % |
| 24 | IUML | 2 | 62,59,633 | 17,99,633 | 28 % |
| 25 | JD(S) | 2 | 50,77,655 | 5,63,789 | 11 % |
| 26 | Apna Dal | 2 | 52,93,000 | 38,62,500 | 72 % |
| 27 | All India Majlis-E-Itehadul Muslimeen | 1 | 11,37,786 | 0 | 0 % |
| 28 | CPI | 1 | 39,70,439 | 0 | 0 % |
| 29 | NPP | 1 | 65,50,000 | 61,10,000 | 93 % |
| 30 | KC(M) | 1 | 61,65,000 | 38,65,000 | 62 % |
| 31 | PMK | 1 | 17,01,000 | 0 | 0 % |
| 32 | All India N.R. Congress | 1 | 15,70,158 | 0 | 0 % |
| 33 | Swabhimani Paksha | 1 | 35,12,480 | 1,63,480 | 4 % |
| 34 | RSP | 1 | 68,68,643 | 27,09,363 | 39 % |
| 35 | SDF | 1 | 36,85,954 | 26,25,190 | 71 % |
| 36 | NPF | 1 | 22,46,290 | 58,440 | 2 % |

Table: Average funds raised from Other Sources (Party-wise)

Party-wise Average Expenses on Public Meetings, Processions etc with Star Campaigners

| S.No. | Party | No. of MPs Analyzed | Average Limit | Average Election Expense | Average Expense on Meetings, Processions etc with star campaigners | % of Average Expense on Meetings, Processions etc with star campaigners |
|-------|-------|---------------------|-----------------------|--------------------------|--|---|
| 1 | BJP | 277 | 69,59,566 69 Lacs+ | 41,81,074 41 Lacs+ | 4,80,990 4 Lacs+ | 11.5 % |
| 2 | INC | 44 | 69,63,636 69 Lacs+ | 41,63,872 41 Lacs+ | 4,03,755 4 Lacs+ | 9.7 % |

Data in this Kit is presented in good faith, with an intention to inform voters. MPs' Election Expenditure Affidavits from the ECI Website (www.eci.nic.in) is the source of this analysis. Website:-
www.adrindia.org, www.myneta.info

| S.No. | Party | No. of MPs Analyzed | Average Limit | Average Election Expense | Average Expense on Meetings, Processions etc with star campaigners | % of Average Expense on Meetings, Processions etc with star campaigners |
|-------|-----------|---------------------|-----------------------|--------------------------|--|---|
| 3 | AIADMK | 37 | 70,00,000 70 Lacs+ | 35,66,761 35 Lacs+ | 2,56,444 2 Lacs+ | 7.2 % |
| 4 | AITC | 34 | 70,00,000 70 Lacs+ | 46,51,651 46 Lacs+ | 5,58,841 5 Lacs+ | 12 % |
| 5 | BJD | 19 | 70,00,000 70 Lacs+ | 31,22,903 31 Lacs+ | 6,01,131 6 Lacs+ | 19.2 % |
| 6 | SHIV SENA | 18 | 70,00,000 70 Lacs+ | 46,94,727 46 Lacs+ | 6,54,174 6 Lacs+ | 13.9 % |
| 7 | TDP | 16 | 70,00,000 70 Lacs+ | 31,03,448 31 Lacs+ | 2,89,844 2 Lacs+ | 9.3 % |
| 8 | TRS | 11 | 70,00,000 70 Lacs+ | 31,69,063 31 Lacs+ | 8,58,049 8 Lacs+ | 27.1 % |
| 9 | YSRCP | 9 | 70,00,000 70 Lacs+ | 21,75,842 21 Lacs+ | 1,54,621 1 Lacs+ | 7.1 % |
| 10 | CPI(M) | 9 | 70,00,000 70 Lacs+ | 43,15,645 43 Lacs+ | 1,49,076 1 Lacs+ | 3.5 % |
| 11 | NCP | 6 | 67,33,333 67 Lacs+ | 44,85,243 44 Lacs+ | 4,46,263 4 Lacs+ | 9.9 % |
| 12 | LJP | 6 | 70,00,000 70 Lacs+ | 38,68,838 38 Lacs+ | 2,37,281 2 Lacs+ | 6.1 % |
| 13 | SP | 5 | 70,00,000 70 Lacs+ | 45,11,188 45 Lacs+ | 8,12,084 8 Lacs+ | 18 % |
| 14 | RJD | 4 | 70,00,000 70 Lacs+ | 33,02,075 33 Lacs+ | 1,79,571 1 Lacs+ | 5.4 % |
| 15 | AAP | 4 | 70,00,000 70 Lacs+ | 28,24,949 28 Lacs+ | 3,08,585 3 Lacs+ | 10.9 % |
| 16 | SAD | 4 | 70,00,000 70 Lacs+ | 50,32,099 50 Lacs+ | 8,22,048 8 Lacs+ | 16.3 % |
| 17 | AIUDF | 3 | 70,00,000 70 Lacs+ | 40,71,303 40 Lacs+ | 1,70,533 1 Lacs+ | 4.2 % |
| 18 | IND | 3 | 70,00,000 70 Lacs+ | 33,89,804 33 Lacs+ | 44,107 44 Thou+ | 1.3 % |

Data in this Kit is presented in good faith, with an intention to inform voters. MPs' Election Expenditure Affidavits from the ECI Website (www.eci.nic.in) is the source of this analysis. Website:-
www.adrindia.org, www.myneta.info

| S.No. | Party | No. of MPs Analyzed | Average Limit | Average Election Expense | Average Expense on Meetings, Processions etc with star campaigners | % of Average Expense on Meetings, Processions etc with star campaigners |
|-------|--|---------------------|-----------------------|--------------------------|--|---|
| 19 | JKPDP | 3 | 70,00,000 70 Lacs+ | 24,19,418 24 Lacs+ | 0 | 0 % |
| 20 | Rashtriya Lok Samta Party | 3 | 70,00,000 70 Lacs+ | 36,67,297 36 Lacs+ | 5,73,723 5 Lacs+ | 15.6 % |
| 21 | Apna Dal | 2 | 70,00,000 70 Lacs+ | 53,25,924 53 Lacs+ | 9,79,062 9 Lacs+ | 18.4 % |
| 22 | INLD | 2 | 70,00,000 70 Lacs+ | 33,01,870 33 Lacs+ | 1,99,867 1 Lacs+ | 6.1 % |
| 23 | JD(U) | 2 | 70,00,000 70 Lacs+ | 30,70,443 30 Lacs+ | 4,40,568 4 Lacs+ | 14.3 % |
| 24 | JMM | 2 | 70,00,000 70 Lacs+ | 33,55,711 33 Lacs+ | 3,03,800 3 Lacs+ | 9.1 % |
| 25 | IUML | 2 | 70,00,000 70 Lacs+ | 62,59,226 62 Lacs+ | 1,89,968 1 Lacs+ | 3 % |
| 26 | JD(S) | 2 | 70,00,000 70 Lacs+ | 45,89,530 45 Lacs+ | 0 | 0 % |
| 27 | CPI | 1 | 70,00,000 70 Lacs+ | 39,70,439 39 Lacs+ | 2,50,131 2 Lacs+ | 6.3 % |
| 28 | NPF | 1 | 70,00,000 70 Lacs+ | 22,46,290 22 Lacs+ | 0 | 0 % |
| 29 | RSP | 1 | 70,00,000 70 Lacs+ | 61,21,882 61 Lacs+ | 0 | 0 % |
| 30 | NPP | 1 | 70,00,000 70 Lacs+ | 59,65,828 59 Lacs+ | 59,100 59 Thou+ | 1 % |
| 31 | Swabhimani Paksha | 1 | 70,00,000 70 Lacs+ | 52,38,301 52 Lacs+ | 4,98,259 4 Lacs+ | 9.5 % |
| 32 | SDF | 1 | 54,00,000 54 Lacs+ | 51,30,387 51 Lacs+ | 27,10,805 27 Lacs+ | 52.8 % |
| 33 | All India Majlis-E-Ittehadul Muslimeen | 1 | 70,00,000 70 Lacs+ | 11,04,462 11 Lacs+ | 0 | 0 % |
| 34 | KC(M) | 1 | 70,00,000 70 Lacs+ | 50,38,680 50 Lacs+ | 1,11,171 1 Lacs+ | 2.2 % |

Data in this Kit is presented in good faith, with an intention to inform voters. MPs' Election Expenditure Affidavits from the ECI Website (www.eci.nic.in) is the source of this analysis. Website:-
www.adrindia.org, www.myneta.info

| S.No. | Party | No. of MPs Analyzed | Average Limit | Average Election Expense | Average Expense on Meetings, Processions etc with star campaigners | % of Average Expense on Meetings, Processions etc with star campaigners |
|--------------|-------------------------|---------------------|-------------------------------------|-------------------------------------|--|---|
| 35 | PMK | 1 | 70,00,000 70 Lacs+ | 10,59,142 10 Lacs+ | 98,635 98 Thou+ | 9.3 % |
| 36 | All India N.R. Congress | 1 | 54,00,000 54 Lacs+ | 20,80,684 20 Lacs+ | 65,008 65 Thou+ | 3.1 % |
| Total | | 537 | 69,67,225 69 Lacs+ | 40,33,509 40 Lacs+ | 4,53,039 4 Lacs+ | 11 % |

Table: Party-wise Average Expenses on Public Meetings, Processions etc with Star Campaigners

Party Wise Average Election Expense of MPs for Meetings, Processions etc without Star Campaigners

| S.No. | Party | No. of MPs Analyzed | Average Limit | Average Election Expense | Average Expense on Meetings, Processions etc without star campaigners | % of Average Expense on Meetings, Processions etc without star campaigners |
|-------|-----------|---------------------|-----------------------|--------------------------|---|--|
| 1 | BJP | 277 | 69,59,566 69 Lacs+ | 41,81,074 41 Lacs+ | 9,24,138 9 Lacs+ | 22.1 % |
| 2 | INC | 44 | 69,63,636 69 Lacs+ | 41,63,872 41 Lacs+ | 10,17,144 10 Lacs+ | 24.4 % |
| 3 | AIADMK | 37 | 70,00,000 70 Lacs+ | 35,66,761 35 Lacs+ | 8,94,255 8 Lacs+ | 25.1 % |
| 4 | AITC | 34 | 70,00,000 70 Lacs+ | 46,51,651 46 Lacs+ | 21,07,138 21 Lacs+ | 45.3 % |
| 5 | BJD | 19 | 70,00,000 70 Lacs+ | 31,22,903 31 Lacs+ | 7,17,954 7 Lacs+ | 23 % |
| 6 | SHIV SENA | 18 | 70,00,000 70 Lacs+ | 46,94,727 46 Lacs+ | 11,30,627 11 Lacs+ | 24.1 % |
| 7 | TDP | 16 | 70,00,000 70 Lacs+ | 31,03,448 31 Lacs+ | 2,96,848 2 Lacs+ | 9.6 % |
| 8 | TRS | 11 | 70,00,000 70 Lacs+ | 31,69,063 31 Lacs+ | 2,90,543 2 Lacs+ | 9.2 % |
| 9 | CPI(M) | 9 | 70,00,000 70 Lacs+ | 43,15,645 43 Lacs+ | 12,32,823 12 Lacs+ | 28.6 % |
| 10 | YSRCP | 9 | 70,00,000 70 Lacs+ | 21,75,842 21 Lacs+ | 2,95,614 2 Lacs+ | 13.6 % |

Data in this Kit is presented in good faith, with an intention to inform voters. MPs' Election Expenditure Affidavits from the ECI Website (www.eci.nic.in) is the source of this analysis. Website:-
www.adrindia.org, www.myneta.info

| S.No. | Party | No. of MPs Analyzed | Average Limit | Average Election Expense | Average Expense on Meetings, Processions etc without star campaigners | % of Average Expense on Meetings, Processions etc without star campaigners |
|-------|---------------------------|---------------------|-----------------------|--------------------------|---|--|
| 11 | LJP | 6 | 70,00,000 70 Lacs+ | 38,68,838 38 Lacs+ | 8,56,212 8 Lacs+ | 22.1 % |
| 12 | NCP | 6 | 67,33,333 67 Lacs+ | 44,85,243 44 Lacs+ | 10,17,936 10 Lacs+ | 22.7 % |
| 13 | SP | 5 | 70,00,000 70 Lacs+ | 45,11,188 45 Lacs+ | 5,21,414 5 Lacs+ | 11.6 % |
| 14 | SAD | 4 | 70,00,000 70 Lacs+ | 50,32,099 50 Lacs+ | 18,41,740 18 Lacs+ | 36.6 % |
| 15 | RJD | 4 | 70,00,000 70 Lacs+ | 33,02,075 33 Lacs+ | 7,61,954 7 Lacs+ | 23.1 % |
| 16 | AAP | 4 | 70,00,000 70 Lacs+ | 28,24,949 28 Lacs+ | 6,29,792 6 Lacs+ | 22.3 % |
| 17 | IND | 3 | 70,00,000 70 Lacs+ | 33,89,804 33 Lacs+ | 12,45,536 12 Lacs+ | 36.7 % |
| 18 | JKPDP | 3 | 70,00,000 70 Lacs+ | 24,19,418 24 Lacs+ | 4,80,326 4 Lacs+ | 19.9 % |
| 19 | Rashtriya Lok Samta Party | 3 | 70,00,000 70 Lacs+ | 36,67,297 36 Lacs+ | 6,76,292 6 Lacs+ | 18.4 % |
| 20 | AIUDF | 3 | 70,00,000 70 Lacs+ | 40,71,303 40 Lacs+ | 15,73,916 15 Lacs+ | 38.7 % |
| 21 | JMM | 2 | 70,00,000 70 Lacs+ | 33,55,711 33 Lacs+ | 13,59,506 13 Lacs+ | 40.5 % |
| 22 | IUML | 2 | 70,00,000 70 Lacs+ | 62,59,226 62 Lacs+ | 3,92,945 3 Lacs+ | 6.3 % |
| 23 | JD(S) | 2 | 70,00,000 70 Lacs+ | 45,89,530 45 Lacs+ | 9,88,765 9 Lacs+ | 21.5 % |
| 24 | Apna Dal | 2 | 70,00,000 70 Lacs+ | 53,25,924 53 Lacs+ | 4,67,257 4 Lacs+ | 8.8 % |
| 25 | INLD | 2 | 70,00,000 70 Lacs+ | 33,01,870 33 Lacs+ | 2,21,879 2 Lacs+ | 6.7 % |
| 26 | JD(U) | 2 | 70,00,000 70 Lacs+ | 30,70,443 30 Lacs+ | 5,45,399 5 Lacs+ | 17.8 % |

Data in this Kit is presented in good faith, with an intention to inform voters. MPs' Election Expenditure Affidavits from the ECI Website (www.eci.nic.in) is the source of this analysis. Website:-
www.adrindia.org, www.myneta.info

| S.No. | Party | No. of MPs Analyzed | Average Limit | Average Election Expense | Average Expense on Meetings, Processions etc without star campaigners | % of Average Expense on Meetings, Processions etc without star campaigners |
|--------------|--|---------------------|-------------------------------------|-------------------------------------|---|--|
| 27 | RSP | 1 | 70,00,000 70 Lacs+ | 61,21,882 61 Lacs+ | 6,75,435 6 Lacs+ | 11 % |
| 28 | Swabhimani Paksha | 1 | 70,00,000 70 Lacs+ | 52,38,301 52 Lacs+ | 8,74,666 8 Lacs+ | 16.7 % |
| 29 | NPP | 1 | 70,00,000 70 Lacs+ | 59,65,828 59 Lacs+ | 6,68,292 6 Lacs+ | 11.2 % |
| 30 | SDF | 1 | 54,00,000 54 Lacs+ | 51,30,387 51 Lacs+ | 27,607 27 Thou+ | 0.5 % |
| 31 | All India Majlis-E-Ittehadul Muslimeen | 1 | 70,00,000 70 Lacs+ | 11,04,462 11 Lacs+ | 60,310 60 Thou+ | 5.5 % |
| 32 | PMK | 1 | 70,00,000 70 Lacs+ | 10,59,142 10 Lacs+ | 40,725 40 Thou+ | 3.8 % |
| 33 | KC(M) | 1 | 70,00,000 70 Lacs+ | 50,38,680 50 Lacs+ | 75,149 75 Thou+ | 1.5 % |
| 34 | All India N.R. Congress | 1 | 54,00,000 54 Lacs+ | 20,80,684 20 Lacs+ | 7,56,125 7 Lacs+ | 36.3 % |
| 35 | CPI | 1 | 70,00,000 70 Lacs+ | 39,70,439 39 Lacs+ | 13,82,629 13 Lacs+ | 34.8 % |
| 36 | NPF | 1 | 70,00,000 70 Lacs+ | 22,46,290 22 Lacs+ | 12,89,849 12 Lacs+ | 57.4 % |
| Total | | 537 | 69,67,225 69 Lacs+ | 40,33,509 40 Lacs+ | 9,56,575 9 Lacs+ | 24 % |

Table: Party Wise Average Election Expense of MPs for Meetings, Processions etc without Star Campaigners

Party Wise Average Election Expense of MPs on Campaign Materials

| S.No. | Party | No. of MPs Analyzed | Average Limit | Average Election Expense | Average Expense on Campaign Materials | % of Average Expense on Campaign Materials |
|-------|-------|---------------------|-----------------------|--------------------------|---------------------------------------|--|
| 1 | BJP | 277 | 69,59,566 69 Lacs+ | 41,81,074 41 Lacs+ | 4,43,730 4 Lacs+ | 10.6 % |
| 2 | INC | 44 | 69,63,636 69 Lacs+ | 41,63,872 41 Lacs+ | 8,39,160 8 Lacs+ | 20.2 % |

Data in this Kit is presented in good faith, with an intention to inform voters. MPs' Election Expenditure Affidavits from the ECI Website (www.eci.nic.in) is the source of this analysis. Website:- www.adrindia.org, www.myneta.info

| S.No. | Party | No. of MPs Analyzed | Average Limit | Average Election Expense | Average Expense on Campaign Materials | % of Average Expense on Campaign Materials |
|-------|-----------|---------------------|-----------------------|--------------------------|---------------------------------------|--|
| 3 | AIADMK | 37 | 70,00,000 70 Lacs+ | 35,66,761 35 Lacs+ | 6,36,599 6 Lacs+ | 17.8 % |
| 4 | AITC | 34 | 70,00,000 70 Lacs+ | 46,51,651 46 Lacs+ | 11,69,275 11 Lacs+ | 25.1 % |
| 5 | BJD | 19 | 70,00,000 70 Lacs+ | 31,22,903 31 Lacs+ | 4,86,398 4 Lacs+ | 15.6 % |
| 6 | SHIV SENA | 18 | 70,00,000 70 Lacs+ | 46,94,727 46 Lacs+ | 11,27,892 11 Lacs+ | 24 % |
| 7 | TDP | 16 | 70,00,000 70 Lacs+ | 31,03,448 31 Lacs+ | 3,44,891 3 Lacs+ | 11.1 % |
| 8 | TRS | 11 | 70,00,000 70 Lacs+ | 31,69,063 31 Lacs+ | 2,09,379 2 Lacs+ | 6.6 % |
| 9 | YSRCP | 9 | 70,00,000 70 Lacs+ | 21,75,842 21 Lacs+ | 2,14,621 2 Lacs+ | 9.9 % |
| 10 | CPI(M) | 9 | 70,00,000 70 Lacs+ | 43,15,645 43 Lacs+ | 16,56,153 16 Lacs+ | 38.4 % |
| 11 | LJP | 6 | 70,00,000 70 Lacs+ | 38,68,838 38 Lacs+ | 1,21,581 1 Lacs+ | 3.1 % |
| 12 | NCP | 6 | 67,33,333 67 Lacs+ | 44,85,243 44 Lacs+ | 5,20,927 5 Lacs+ | 11.6 % |
| 13 | SP | 5 | 70,00,000 70 Lacs+ | 45,11,188 45 Lacs+ | 6,55,602 6 Lacs+ | 14.5 % |
| 14 | SAD | 4 | 70,00,000 70 Lacs+ | 50,32,099 50 Lacs+ | 4,86,454 4 Lacs+ | 9.7 % |
| 15 | RJD | 4 | 70,00,000 70 Lacs+ | 33,02,075 33 Lacs+ | 2,45,880 2 Lacs+ | 7.4 % |
| 16 | AAP | 4 | 70,00,000 70 Lacs+ | 28,24,949 28 Lacs+ | 2,76,060 2 Lacs+ | 9.8 % |
| 17 | IND | 3 | 70,00,000 70 Lacs+ | 33,89,804 33 Lacs+ | 9,61,824 9 Lacs+ | 28.4 % |
| 18 | JKPDP | 3 | 70,00,000 70 Lacs+ | 24,19,418 24 Lacs+ | 1,48,123 1 Lacs+ | 6.1 % |

Data in this Kit is presented in good faith, with an intention to inform voters. MPs' Election Expenditure Affidavits from the ECI Website (www.eci.nic.in) is the source of this analysis. Website:-
www.adrindia.org, www.myneta.info

| S.No. | Party | No. of MPs Analyzed | Average Limit | Average Election Expense | Average Expense on Campaign Materials | % of Average Expense on Campaign Materials |
|-------|--|---------------------|-----------------------|--------------------------|---------------------------------------|--|
| 19 | Rashtriya Lok Samta Party | 3 | 70,00,000 70 Lacs+ | 36,67,297 36 Lacs+ | 0 | 0 % |
| 20 | AIUDF | 3 | 70,00,000 70 Lacs+ | 40,71,303 40 Lacs+ | 5,58,637 5 Lacs+ | 13.7 % |
| 21 | JD(U) | 2 | 70,00,000 70 Lacs+ | 30,70,443 30 Lacs+ | 6,49,567 6 Lacs+ | 21.2 % |
| 22 | JMM | 2 | 70,00,000 70 Lacs+ | 33,55,711 33 Lacs+ | 2,20,573 2 Lacs+ | 6.6 % |
| 23 | IUML | 2 | 70,00,000 70 Lacs+ | 62,59,226 62 Lacs+ | 26,03,668 26 Lacs+ | 41.6 % |
| 24 | JD(S) | 2 | 70,00,000 70 Lacs+ | 45,89,530 45 Lacs+ | 1,55,713 1 Lacs+ | 3.4 % |
| 25 | Apna Dal | 2 | 70,00,000 70 Lacs+ | 53,25,924 53 Lacs+ | 5,75,337 5 Lacs+ | 10.8 % |
| 26 | INLD | 2 | 70,00,000 70 Lacs+ | 33,01,870 33 Lacs+ | 0 | 0 % |
| 27 | NPF | 1 | 70,00,000 70 Lacs+ | 22,46,290 22 Lacs+ | 8,28,000 8 Lacs+ | 36.9 % |
| 28 | RSP | 1 | 70,00,000 70 Lacs+ | 61,21,882 61 Lacs+ | 36,10,256 36 Lacs+ | 59 % |
| 29 | NPP | 1 | 70,00,000 70 Lacs+ | 59,65,828 59 Lacs+ | 4,04,250 4 Lacs+ | 6.8 % |
| 30 | Swabhimani Paksha | 1 | 70,00,000 70 Lacs+ | 52,38,301 52 Lacs+ | 4,11,866 4 Lacs+ | 7.9 % |
| 31 | SDF | 1 | 54,00,000 54 Lacs+ | 51,30,387 51 Lacs+ | 3,70,490 3 Lacs+ | 7.2 % |
| 32 | All India Majlis-E-Ittehadul Muslimeen | 1 | 70,00,000 70 Lacs+ | 11,04,462 11 Lacs+ | 1,52,150 1 Lacs+ | 13.8 % |
| 33 | PMK | 1 | 70,00,000 70 Lacs+ | 10,59,142 10 Lacs+ | 62,597 62 Thou+ | 5.9 % |
| 34 | KC(M) | 1 | 70,00,000 70 Lacs+ | 50,38,680 50 Lacs+ | 42,93,747 42 Lacs+ | 85.2 % |

Data in this Kit is presented in good faith, with an intention to inform voters. MPs' Election Expenditure Affidavits from the ECI Website (www.eci.nic.in) is the source of this analysis. Website:-
www.adrindia.org, www.myneta.info

| S.No. | Party | No. of MPs Analyzed | Average Limit | Average Election Expense | Average Expense on Campaign Materials | % of Average Expense on Campaign Materials |
|--------------|-------------------------|---------------------|-------------------------------------|-------------------------------------|---------------------------------------|--|
| 35 | All India N.R. Congress | 1 | 54,00,000 54 Lacs+ | 20,80,684 20 Lacs+ | 1,05,246 1 Lacs+ | 5.1 % |
| 36 | CPI | 1 | 70,00,000 70 Lacs+ | 39,70,439 39 Lacs+ | 14,07,579 14 Lacs+ | 35.5 % |
| Total | | 537 | 69,67,225 69 Lacs+ | 40,33,509 40 Lacs+ | 5,83,940 5 Lacs+ | 14 % |

Table: Party Wise Average Election Expense of MPs on Campaign Materials

Party Wise Average Election Expense of MPs on Electronic Media

| S.No. | Party | No. of MPs Analyzed | Average Limit | Average Election Expense | Average Expense on Electronic Media | % of Average Expense on Electronic Media |
|-------|-----------|---------------------|-----------------------|--------------------------|-------------------------------------|--|
| 1 | BJP | 277 | 69,59,566 69 Lacs+ | 41,81,074 41 Lacs+ | 2,94,817 2 Lacs+ | 7.1 % |
| 2 | INC | 44 | 69,63,636 69 Lacs+ | 41,63,872 41 Lacs+ | 2,90,201 2 Lacs+ | 7 % |
| 3 | AIADMK | 37 | 70,00,000 70 Lacs+ | 35,66,761 35 Lacs+ | 1,93,154 1 Lacs+ | 5.4 % |
| 4 | AITC | 34 | 70,00,000 70 Lacs+ | 46,51,651 46 Lacs+ | 55,925 55 Thou+ | 1.2 % |
| 5 | BJD | 19 | 70,00,000 70 Lacs+ | 31,22,903 31 Lacs+ | 1,23,823 1 Lacs+ | 4 % |
| 6 | SHIV SENA | 18 | 70,00,000 70 Lacs+ | 46,94,727 46 Lacs+ | 4,03,811 4 Lacs+ | 8.6 % |
| 7 | TDP | 16 | 70,00,000 70 Lacs+ | 31,03,448 31 Lacs+ | 8,55,765 8 Lacs+ | 27.6 % |
| 8 | TRS | 11 | 70,00,000 70 Lacs+ | 31,69,063 31 Lacs+ | 6,69,662 6 Lacs+ | 21.1 % |
| 9 | YSRCP | 9 | 70,00,000 70 Lacs+ | 21,75,842 21 Lacs+ | 4,39,964 4 Lacs+ | 20.2 % |
| 10 | CPI(M) | 9 | 70,00,000 70 Lacs+ | 43,15,645 43 Lacs+ | 43,538 43 Thou+ | 1 % |

Data in this Kit is presented in good faith, with an intention to inform voters. MPs' Election Expenditure Affidavits from the ECI Website (www.eci.nic.in) is the source of this analysis. Website:-
www.adrindia.org, www.myneta.info

| S.No. | Party | No. of MPs Analyzed | Average Limit | Average Election Expense | Average Expense on Electronic Media | % of Average Expense on Electronic Media |
|-------|---------------------------|---------------------|-----------------------|--------------------------|-------------------------------------|--|
| 11 | LJP | 6 | 70,00,000 70 Lacs+ | 38,68,838 38 Lacs+ | 4,88,497 4 Lacs+ | 12.6 % |
| 12 | NCP | 6 | 67,33,333 67 Lacs+ | 44,85,243 44 Lacs+ | 3,64,983 3 Lacs+ | 8.1 % |
| 13 | SP | 5 | 70,00,000 70 Lacs+ | 45,11,188 45 Lacs+ | 4,14,342 4 Lacs+ | 9.2 % |
| 14 | SAD | 4 | 70,00,000 70 Lacs+ | 50,32,099 50 Lacs+ | 1,95,275 1 Lacs+ | 3.9 % |
| 15 | RJD | 4 | 70,00,000 70 Lacs+ | 33,02,075 33 Lacs+ | 1,71,333 1 Lacs+ | 5.2 % |
| 16 | AAP | 4 | 70,00,000 70 Lacs+ | 28,24,949 28 Lacs+ | 58,199 58 Thou+ | 2.1 % |
| 17 | IND | 3 | 70,00,000 70 Lacs+ | 33,89,804 33 Lacs+ | 19,667 19 Thou+ | 0.6 % |
| 18 | JKPDP | 3 | 70,00,000 70 Lacs+ | 24,19,418 24 Lacs+ | 1,67,169 1 Lacs+ | 6.9 % |
| 19 | Rashtriya Lok Samta Party | 3 | 70,00,000 70 Lacs+ | 36,67,297 36 Lacs+ | 53,541 53 Thou+ | 1.5 % |
| 20 | AIUDF | 3 | 70,00,000 70 Lacs+ | 40,71,303 40 Lacs+ | 0 | 0 % |
| 21 | JD(U) | 2 | 70,00,000 70 Lacs+ | 30,70,443 30 Lacs+ | 0 | 0 % |
| 22 | JMM | 2 | 70,00,000 70 Lacs+ | 33,55,711 33 Lacs+ | 51,362 51 Thou+ | 1.5 % |
| 23 | IUML | 2 | 70,00,000 70 Lacs+ | 62,59,226 62 Lacs+ | 87,495 87 Thou+ | 1.4 % |
| 24 | JD(S) | 2 | 70,00,000 70 Lacs+ | 45,89,530 45 Lacs+ | 4,80,683 4 Lacs+ | 10.5 % |
| 25 | Apna Dal | 2 | 70,00,000 70 Lacs+ | 53,25,924 53 Lacs+ | 5,54,226 5 Lacs+ | 10.4 % |
| 26 | INLD | 2 | 70,00,000 70 Lacs+ | 33,01,870 33 Lacs+ | 1,63,772 1 Lacs+ | 5 % |

Data in this Kit is presented in good faith, with an intention to inform voters. MPs' Election Expenditure Affidavits from the ECI Website (www.eci.nic.in) is the source of this analysis. Website:-
www.adrindia.org, www.myneta.info

| S.No. | Party | No. of MPs Analyzed | Average Limit | Average Election Expense | Average Expense on Electronic Media | % of Average Expense on Electronic Media |
|--------------|--|---------------------|-------------------------------------|-------------------------------------|-------------------------------------|--|
| 27 | NPF | 1 | 70,00,000 70 Lacs+ | 22,46,290 22 Lacs+ | 78,950 78 Thou+ | 3.5 % |
| 28 | RSP | 1 | 70,00,000 70 Lacs+ | 61,21,882 61 Lacs+ | 10,55,391 10 Lacs+ | 17.2 % |
| 29 | NPP | 1 | 70,00,000 70 Lacs+ | 59,65,828 59 Lacs+ | 0 | 0 % |
| 30 | Swabhimani Paksha | 1 | 70,00,000 70 Lacs+ | 52,38,301 52 Lacs+ | 40,119 40 Thou+ | 0.8 % |
| 31 | SDF | 1 | 54,00,000 54 Lacs+ | 51,30,387 51 Lacs+ | 10,90,285 10 Lacs+ | 21.3 % |
| 32 | All India Majlis-E-Ittehadul Muslimeen | 1 | 70,00,000 70 Lacs+ | 11,04,462 11 Lacs+ | 4,18,436 4 Lacs+ | 37.9 % |
| 33 | PMK | 1 | 70,00,000 70 Lacs+ | 10,59,142 10 Lacs+ | 15,000 15 Thou+ | 1.4 % |
| 34 | KC(M) | 1 | 70,00,000 70 Lacs+ | 50,38,680 50 Lacs+ | 20,000 20 Thou+ | 0.4 % |
| 35 | All India N.R. Congress | 1 | 54,00,000 54 Lacs+ | 20,80,684 20 Lacs+ | 74,225 74 Thou+ | 3.6 % |
| 36 | CPI | 1 | 70,00,000 70 Lacs+ | 39,70,439 39 Lacs+ | 16,000 16 Thou+ | 0.4 % |
| Total | | 537 | 69,67,225 69 Lacs+ | 40,33,509 40 Lacs+ | 2,86,050 2 Lacs+ | 7 % |

Table: Party Wise Average Election Expense of MPs on Electronic Media

Party Wise Average Election Expense of MPs on Campaign Vehicles

| S.No. | Party | No. of MPs Analyzed | Average Limit | Average Election Expense | Average Expense on Campaign Vehicles | % of Average Expense on Campaign Vehicles |
|-------|--------|---------------------|-----------------------|--------------------------|--------------------------------------|---|
| 1 | BJP | 277 | 69,59,566 69 Lacs+ | 41,81,074 41 Lacs+ | 13,66,155 13 Lacs+ | 32.7 % |
| 2 | INC | 44 | 69,63,636 69 Lacs+ | 41,63,872 41 Lacs+ | 11,89,478 11 Lacs+ | 28.6 % |
| 3 | AIADMK | 37 | 70,00,000 70 Lacs+ | 35,66,761 35 Lacs+ | 11,20,460 11 Lacs+ | 31.4 % |

Data in this Kit is presented in good faith, with an intention to inform voters. MPs' Election Expenditure Affidavits from the ECI Website (www.eci.nic.in) is the source of this analysis. Website:-
www.adrindia.org, www.myneta.info

| S.No. | Party | No. of MPs Analyzed | Average Limit | Average Election Expense | Average Expense on Campaign Vehicles | % of Average Expense on Campaign Vehicles |
|-------|---------------------------|---------------------|-----------------------|--------------------------|--------------------------------------|---|
| 4 | AITC | 34 | 70,00,000 70 Lacs+ | 46,51,651 46 Lacs+ | 2,30,488 2 Lacs+ | 5 % |
| 5 | BJD | 19 | 70,00,000 70 Lacs+ | 31,22,903 31 Lacs+ | 3,85,702 3 Lacs+ | 12.4 % |
| 6 | SHIV SENA | 18 | 70,00,000 70 Lacs+ | 46,94,727 46 Lacs+ | 8,86,742 8 Lacs+ | 18.9 % |
| 7 | TDP | 16 | 70,00,000 70 Lacs+ | 31,03,448 31 Lacs+ | 8,39,650 8 Lacs+ | 27.1 % |
| 8 | TRS | 11 | 70,00,000 70 Lacs+ | 31,69,063 31 Lacs+ | 7,68,839 7 Lacs+ | 24.3 % |
| 9 | CPI(M) | 9 | 70,00,000 70 Lacs+ | 43,15,645 43 Lacs+ | 9,77,450 9 Lacs+ | 22.6 % |
| 10 | YSRCP | 9 | 70,00,000 70 Lacs+ | 21,75,842 21 Lacs+ | 7,01,052 7 Lacs+ | 32.2 % |
| 11 | LJP | 6 | 70,00,000 70 Lacs+ | 38,68,838 38 Lacs+ | 15,44,677 15 Lacs+ | 39.9 % |
| 12 | NCP | 6 | 67,33,333 67 Lacs+ | 44,85,243 44 Lacs+ | 15,62,710 15 Lacs+ | 34.8 % |
| 13 | SP | 5 | 70,00,000 70 Lacs+ | 45,11,188 45 Lacs+ | 17,57,417 17 Lacs+ | 39 % |
| 14 | SAD | 4 | 70,00,000 70 Lacs+ | 50,32,099 50 Lacs+ | 7,12,226 7 Lacs+ | 14.2 % |
| 15 | RJD | 4 | 70,00,000 70 Lacs+ | 33,02,075 33 Lacs+ | 16,53,899 16 Lacs+ | 50.1 % |
| 16 | AAP | 4 | 70,00,000 70 Lacs+ | 28,24,949 28 Lacs+ | 8,51,722 8 Lacs+ | 30.2 % |
| 17 | IND | 3 | 70,00,000 70 Lacs+ | 33,89,804 33 Lacs+ | 9,07,434 9 Lacs+ | 26.8 % |
| 18 | JKPDP | 3 | 70,00,000 70 Lacs+ | 24,19,418 24 Lacs+ | 14,11,173 14 Lacs+ | 58.3 % |
| 19 | Rashtriya Lok Samta Party | 3 | 70,00,000 70 Lacs+ | 36,67,297 36 Lacs+ | 21,08,937 21 Lacs+ | 57.5 % |
| 20 | AIUDF | 3 | 70,00,000 70 Lacs+ | 40,71,303 40 Lacs+ | 6,91,370 6 Lacs+ | 17 % |

Data in this Kit is presented in good faith, with an intention to inform voters. MPs' Election Expenditure Affidavits from the ECI Website (www.eci.nic.in) is the source of this analysis. Website:-
www.adrindia.org, www.myneta.info

| S.No. | Party | No. of MPs Analyzed | Average Limit | Average Election Expense | Average Expense on Campaign Vehicles | % of Average Expense on Campaign Vehicles |
|--------------|--|---------------------|-------------------------------------|-------------------------------------|--------------------------------------|---|
| 21 | JMM | 2 | 70,00,000 70 Lacs+ | 33,55,711 33 Lacs+ | 6,54,121 6 Lacs+ | 19.5 % |
| 22 | IUML | 2 | 70,00,000 70 Lacs+ | 62,59,226 62 Lacs+ | 13,86,782 13 Lacs+ | 22.2 % |
| 23 | JD(S) | 2 | 70,00,000 70 Lacs+ | 45,89,530 45 Lacs+ | 25,30,539 25 Lacs+ | 55.1 % |
| 24 | Apna Dal | 2 | 70,00,000 70 Lacs+ | 53,25,924 53 Lacs+ | 21,86,600 21 Lacs+ | 41.1 % |
| 25 | INLD | 2 | 70,00,000 70 Lacs+ | 33,01,870 33 Lacs+ | 14,82,480 14 Lacs+ | 44.9 % |
| 26 | JD(U) | 2 | 70,00,000 70 Lacs+ | 30,70,443 30 Lacs+ | 11,54,300 11 Lacs+ | 37.6 % |
| 27 | RSP | 1 | 70,00,000 70 Lacs+ | 61,21,882 61 Lacs+ | 7,80,800 7 Lacs+ | 12.8 % |
| 28 | Swabhimani Paksha | 1 | 70,00,000 70 Lacs+ | 52,38,301 52 Lacs+ | 26,37,850 26 Lacs+ | 50.4 % |
| 29 | NPP | 1 | 70,00,000 70 Lacs+ | 59,65,828 59 Lacs+ | 35,43,896 35 Lacs+ | 59.4 % |
| 30 | SDF | 1 | 54,00,000 54 Lacs+ | 51,30,387 51 Lacs+ | 2,08,704 2 Lacs+ | 4.1 % |
| 31 | All India Majlis-E-Ittehadul Muslimeen | 1 | 70,00,000 70 Lacs+ | 11,04,462 11 Lacs+ | 2,19,936 2 Lacs+ | 19.9 % |
| 32 | PMK | 1 | 70,00,000 70 Lacs+ | 10,59,142 10 Lacs+ | 7,97,712 7 Lacs+ | 75.3 % |
| 33 | KC(M) | 1 | 70,00,000 70 Lacs+ | 50,38,680 50 Lacs+ | 5,12,667 5 Lacs+ | 10.2 % |
| 34 | All India N.R. Congress | 1 | 54,00,000 54 Lacs+ | 20,80,684 20 Lacs+ | 10,51,050 10 Lacs+ | 50.5 % |
| 35 | CPI | 1 | 70,00,000 70 Lacs+ | 39,70,439 39 Lacs+ | 9,14,100 9 Lacs+ | 23 % |
| 36 | NPF | 1 | 70,00,000 70 Lacs+ | 22,46,290 22 Lacs+ | 33,063 33 Thou+ | 1.5 % |
| Total | | 537 | 69,67,225 69 Lacs+ | 40,33,509 40 Lacs+ | 11,64,791 11 Lacs+ | 29 % |

Data in this Kit is presented in good faith, with an intention to inform voters. MPs' Election Expenditure Affidavits from the ECI Website (www.eci.nic.in) is the source of this analysis. Website:-
www.adrindia.org, www.myneta.info

Table: Party Wise Average Election Expense of MPs on Campaign Vehicles

Party Wise Average Election Expense of MPs on Campaign Workers

| S.No. | Party | No. of MPs Analyzed | Average Limit | Average Election Expense | Average Expense on Campaign Workers | % of Average Expense on Campaign Workers |
|-------|-----------|---------------------|-----------------------|--------------------------|-------------------------------------|--|
| 1 | BJP | 277 | 69,59,566 69 Lacs+ | 41,81,074 41 Lacs+ | 4,03,261 4 Lacs+ | 9.6 % |
| 2 | INC | 44 | 69,63,636 69 Lacs+ | 41,63,872 41 Lacs+ | 3,33,876 3 Lacs+ | 8 % |
| 3 | AIADMK | 37 | 70,00,000 70 Lacs+ | 35,66,761 35 Lacs+ | 2,95,240 2 Lacs+ | 8.3 % |
| 4 | AITC | 34 | 70,00,000 70 Lacs+ | 46,51,651 46 Lacs+ | 4,50,118 4 Lacs+ | 9.7 % |
| 5 | BJD | 19 | 70,00,000 70 Lacs+ | 31,22,903 31 Lacs+ | 4,93,358 4 Lacs+ | 15.8 % |
| 6 | SHIV SENA | 18 | 70,00,000 70 Lacs+ | 46,94,727 46 Lacs+ | 3,02,004 3 Lacs+ | 6.4 % |
| 7 | TDP | 16 | 70,00,000 70 Lacs+ | 31,03,448 31 Lacs+ | 3,49,702 3 Lacs+ | 11.3 % |
| 8 | TRS | 11 | 70,00,000 70 Lacs+ | 31,69,063 31 Lacs+ | 2,47,729 2 Lacs+ | 7.8 % |
| 9 | YSRCP | 9 | 70,00,000 70 Lacs+ | 21,75,842 21 Lacs+ | 1,92,524 1 Lacs+ | 8.8 % |
| 10 | CPI(M) | 9 | 70,00,000 70 Lacs+ | 43,15,645 43 Lacs+ | 1,77,628 1 Lacs+ | 4.1 % |
| 11 | LJP | 6 | 70,00,000 70 Lacs+ | 38,68,838 38 Lacs+ | 2,05,842 2 Lacs+ | 5.3 % |
| 12 | NCP | 6 | 67,33,333 67 Lacs+ | 44,85,243 44 Lacs+ | 2,95,634 2 Lacs+ | 6.6 % |
| 13 | SP | 5 | 70,00,000 70 Lacs+ | 45,11,188 45 Lacs+ | 1,10,026 1 Lacs+ | 2.4 % |
| 14 | AAP | 4 | 70,00,000 70 Lacs+ | 28,24,949 28 Lacs+ | 1,93,463 1 Lacs+ | 6.8 % |
| 15 | SAD | 4 | 70,00,000 70 Lacs+ | 50,32,099 50 Lacs+ | 0 | 0 % |

Data in this Kit is presented in good faith, with an intention to inform voters. MPs' Election Expenditure Affidavits from the ECI Website (www.eci.nic.in) is the source of this analysis. Website:-
www.adrindia.org, www.myneta.info

| S.No. | Party | No. of MPs Analyzed | Average Limit | Average Election Expense | Average Expense on Campaign Workers | % of Average Expense on Campaign Workers |
|-------|--|---------------------|-----------------------|--------------------------|-------------------------------------|--|
| 16 | RJD | 4 | 70,00,000 70 Lacs+ | 33,02,075 33 Lacs+ | 2,44,993 2 Lacs+ | 7.4 % |
| 17 | IND | 3 | 70,00,000 70 Lacs+ | 33,89,804 33 Lacs+ | 2,07,133 2 Lacs+ | 6.1 % |
| 18 | JKPDP | 3 | 70,00,000 70 Lacs+ | 24,19,418 24 Lacs+ | 54,000 54 Thou+ | 2.2 % |
| 19 | Rashtriya Lok Samta Party | 3 | 70,00,000 70 Lacs+ | 36,67,297 36 Lacs+ | 72,769 72 Thou+ | 2 % |
| 20 | AIUDF | 3 | 70,00,000 70 Lacs+ | 40,71,303 40 Lacs+ | 10,58,493 10 Lacs+ | 26 % |
| 21 | INLD | 2 | 70,00,000 70 Lacs+ | 33,01,870 33 Lacs+ | 0 | 0 % |
| 22 | JD(U) | 2 | 70,00,000 70 Lacs+ | 30,70,443 30 Lacs+ | 2,68,110 2 Lacs+ | 8.7 % |
| 23 | JMM | 2 | 70,00,000 70 Lacs+ | 33,55,711 33 Lacs+ | 3,14,602 3 Lacs+ | 9.4 % |
| 24 | IUML | 2 | 70,00,000 70 Lacs+ | 62,59,226 62 Lacs+ | 2,15,890 2 Lacs+ | 3.4 % |
| 25 | JD(S) | 2 | 70,00,000 70 Lacs+ | 45,89,530 45 Lacs+ | 0 | 0 % |
| 26 | Apna Dal | 2 | 70,00,000 70 Lacs+ | 53,25,924 53 Lacs+ | 4,30,215 4 Lacs+ | 8.1 % |
| 27 | NPF | 1 | 70,00,000 70 Lacs+ | 22,46,290 22 Lacs+ | 0 | 0 % |
| 28 | RSP | 1 | 70,00,000 70 Lacs+ | 61,21,882 61 Lacs+ | 0 | 0 % |
| 29 | NPP | 1 | 70,00,000 70 Lacs+ | 59,65,828 59 Lacs+ | 5,26,722 5 Lacs+ | 8.8 % |
| 30 | Swabhimani Paksha | 1 | 70,00,000 70 Lacs+ | 52,38,301 52 Lacs+ | 7,75,541 7 Lacs+ | 14.8 % |
| 31 | SDF | 1 | 54,00,000 54 Lacs+ | 51,30,387 51 Lacs+ | 6,39,294 6 Lacs+ | 12.5 % |
| 32 | All India Majlis-E-Ittehadul Muslimeen | 1 | 70,00,000 70 Lacs+ | 11,04,462 11 Lacs+ | 2,53,630 2 Lacs+ | 23 % |

Data in this Kit is presented in good faith, with an intention to inform voters. MPs' Election Expenditure Affidavits from the ECI Website (www.eci.nic.in) is the source of this analysis. Website:-
www.adrindia.org, www.myneta.info

| S.No. | Party | No. of MPs Analyzed | Average Limit | Average Election Expense | Average Expense on Campaign Workers | % of Average Expense on Campaign Workers |
|--------------|-------------------------|---------------------|-------------------------------------|-------------------------------------|-------------------------------------|--|
| 33 | KC(M) | 1 | 70,00,000 70 Lacs+ | 50,38,680 50 Lacs+ | 0 | 0 % |
| 34 | PMK | 1 | 70,00,000 70 Lacs+ | 10,59,142 10 Lacs+ | 17,675 17 Thou+ | 1.7 % |
| 35 | All India N.R. Congress | 1 | 54,00,000 54 Lacs+ | 20,80,684 20 Lacs+ | 29,030 29 Thou+ | 1.4 % |
| 36 | CPI | 1 | 70,00,000 70 Lacs+ | 39,70,439 39 Lacs+ | 0 | 0 % |
| Total | | 537 | 69,67,225 69 Lacs+ | 40,33,509 40 Lacs+ | 3,59,912 3 Lacs+ | 9 % |

Table: Party Wise Average Election Expense of MPs on Campaign Workers

Election expenses declared by MPs in Lok Sabha, 2014: Full Details

| S.No. | Name | State | Constituency | Party | Expense incurred on Public Meetings and Processions without star | Expense incurred on Public Meetings and Processions with star | Expense incurred on Campaign Materials | Expense incurred on Campaigning through electronic/print media | Expense incurred on Vehicles Used | Expenses on campaign workers | Other misc expenses | Total expense declared |
|-------|-------------------------------|-------------|--------------|--------|--|---|--|--|-----------------------------------|------------------------------|-----------------------|------------------------|
| 1 | Gourav Gogoi | Assam | Kaliabor | INC | 36,05,245 36 Lacs+ | 14,98,016 14 Lacs+ | 0 | 0 | 31,37,380 31 Lacs+ | 0 | 0 | 82,40,641 82 Lacs+ |
| 2 | Mansukhbhai Dhanjibhai Vasava | Gujarat | Bharuch | BJP | 22,15,638 22 Lacs+ | 23,20,900 23 Lacs+ | 3,17,570 3 Lacs+ | 7,60,340 7 Lacs+ | 9,34,536 9 Lacs+ | 0 | 1,82,286 1 Lacs+ | 67,31,280 67 Lacs+ |
| 3 | Saugata Roy | West Bengal | Dum Dum | AITC | 32,90,908 32 Lacs+ | 0 | 29,00,976 29 Lacs+ | 30,000 30 Thou+ | 79,259 79 Thou+ | 1,36,750 1 Lacs+ | 1,15,506 1 Lacs+ | 65,53,399 65 Lacs+ |
| 4 | E. T. Mohammed Basheer | Kerala | Ponnani | IUML | 7,56,990 7 Lacs+ | 2,16,839 2 Lacs+ | 3,87,465 3 Lacs+ | 1,44,990 1 Lacs+ | 20,11,800 20 Lacs+ | 2,13,840 2 Lacs+ | 27,64,956 27 Lacs+ | 64,96,880 64 Lacs+ |
| 5 | Mahendran.C | Tamil Nadu | Pollachi | AIADMK | 6,38,786 6 Lacs+ | 25,53,645 25 Lacs+ | 15,83,173 15 Lacs+ | 3,46,768 3 Lacs+ | 11,93,350 11 Lacs+ | 0 | 1,23,720 1 Lacs+ | 64,39,442 64 Lacs+ |
| 6 | Supriya Sule | Maharashtra | Baramati | NCP | 19,21,863 19 Lacs+ | 10,49,779 10 Lacs+ | 9,35,000 9 Lacs+ | 2,25,920 2 Lacs+ | 19,27,200 19 Lacs+ | 2,84,450 2 Lacs+ | 85,197 85 Thou+ | 64,29,409 64 Lacs+ |
| 7 | Vinod Khanna | Punjab | Gurdaspur | BJP | 46,15,517 46 Lacs+ | 3,03,063 3 Lacs+ | 1,90,810 1 Lacs+ | 2,55,733 2 Lacs+ | 8,70,300 8 Lacs+ | 1,34,793 1 Lacs+ | 25,700 25 Thou+ | 63,95,916 63 Lacs+ |

Data in this Kit is presented in good faith, with an intention to inform voters. MPs' Election Expenditure Affidavits from the ECI Website (www.eci.nic.in) is the source of this analysis. Website:- www.adrindia.org, www.myneta.info

| S.No. | Name | State | Constituency | Party | Expense incurred on Public Meetings and Processions without star | Expense incurred on Public Meetings and Processions with star | Expense incurred on Campaign Materials | Expense incurred on Campaigning through electronic/print media | Expense incurred on Vehicles Used | Expenses on campaign workers | Other misc expenses | Total expense declared |
|-------|---|----------------|--------------------|-------|--|---|--|--|-----------------------------------|------------------------------|-----------------------|------------------------|
| 8 | Deol Hema Malini Dharmendra | Uttar Pradesh | Mathura | BJP | 25,25,114 25 Lacs+ | 14,14,677 14 Lacs+ | 4,04,940 4 Lacs+ | 8,70,729 8 Lacs+ | 8,19,264 8 Lacs+ | 3,00,700 3 Lacs+ | 239 2 Hund+ | 63,35,663 63 Lacs+ |
| 9 | Arjunlal Meena | Rajasthan | Udaipur | BJP | 3,65,531 3 Lacs+ | 13,82,691 13 Lacs+ | 3,82,279 3 Lacs+ | 0 | 2,21,486 2 Lacs+ | 32,22,200 32 Lacs+ | **6,70,589 6 Lacs+ | 62,44,806 62 Lacs+ |
| 10 | Aparupa Poddar (Afrin Ali) | West Bengal | Arambag | AITC | 36,91,945 36 Lacs+ | 10,54,625 10 Lacs+ | 0 | 1,84,200 1 Lacs+ | 3,81,230 3 Lacs+ | 7,09,606 7 Lacs+ | 2,09,731 2 Lacs+ | 62,31,337 62 Lacs+ |
| 11 | Sunil Kumar Mondal | West Bengal | Bardhaman Purba | AITC | 4,59,450 4 Lacs+ | 36,36,547 36 Lacs+ | 15,86,616 15 Lacs+ | 0 | 1,27,305 1 Lacs+ | 4,19,460 4 Lacs+ | 0 | 62,29,378 62 Lacs+ |
| 12 | Mamta Sanghamita | West Bengal | Bardhaman-Durgapur | AITC | 54,01,167 54 Lacs+ | 5,95,123 5 Lacs+ | 0 | 25,000 25 Thou+ | 1,70,733 1 Lacs+ | 0 | 0 | 61,92,023 61 Lacs+ |
| 13 | Om Prakash Yadav | Bihar | Siwan | BJP | 6,72,390 6 Lacs+ | 0 | 4,52,554 4 Lacs+ | 1,35,000 1 Lacs+ | 41,39,848 41 Lacs+ | 0 | 7,77,495 7 Lacs+ | 61,77,237 61 Lacs+ |
| 14 | K C Venugopal | Kerala | Alappuzha | INC | 3,84,319 3 Lacs+ | 63,200 63 Thou+ | 43,43,387 43 Lacs+ | 67,621 67 Thou+ | 13,15,920 13 Lacs+ | 0 | 0 | 61,74,447 61 Lacs+ |
| 15 | Kodikunnil Suresh | Kerala | Mavelikkara | INC | 3,06,025 3 Lacs+ | 67,109 67 Thou+ | 36,20,053 36 Lacs+ | 46,113 46 Thou+ | 19,07,770 19 Lacs+ | 1,96,110 1 Lacs+ | 2,708 2 Thou+ | 61,45,888 61 Lacs+ |
| 16 | Sanwar Lal Jat | Rajasthan | Ajmer | BJP | 10,57,621 10 Lacs+ | 24,88,839 24 Lacs+ | 10,55,215 10 Lacs+ | 1,68,825 1 Lacs+ | 3,97,550 3 Lacs+ | 9,34,804 9 Lacs+ | 25,000 25 Thou+ | 61,27,854 61 Lacs+ |
| 17 | N.K.Premachandran | Kerala | Kollam | RSP | 6,75,435 6 Lacs+ | 0 | 36,10,256 36 Lacs+ | 10,55,391 10 Lacs+ | 7,80,800 7 Lacs+ | 0 | 0 | 61,21,882 61 Lacs+ |
| 18 | Laxmi Narayan Yadav | Madhya Pradesh | Sagar | BJP | 5,63,780 5 Lacs+ | 2,51,830 2 Lacs+ | 11,31,655 11 Lacs+ | 13,98,221 13 Lacs+ | 24,15,260 24 Lacs+ | 71,010 71 Thou+ | 2,73,247 2 Lacs+ | 61,05,003 61 Lacs+ |
| 19 | CHANDU LAL SAHU (CHANDU BHAIYA) S/O Late Puneen Ram | Chhattisgarh | Mahasamund | BJP | 27,03,003 27 Lacs+ | 6,12,246 6 Lacs+ | 13,66,008 13 Lacs+ | 25,000 25 Thou+ | 13,71,500 13 Lacs+ | 0 | 61,710 61 Thou+ | 61,00,471 61 Lacs+ |
| 20 | Rayapati Sambasiva Rao | Andhra Pradesh | Narasaraopet | TDP | 0 | 0 | 5,54,323 5 Lacs+ | 37,83,112 37 Lacs+ | 8,31,460 8 Lacs+ | 9,19,135 9 Lacs+ | 0 | 60,88,031 60 Lacs+ |

Data in this Kit is presented in good faith, with an intention to inform voters. MPs' Election Expenditure Affidavits from the ECI Website (www.eci.nic.in) is the source of this analysis. Website:-
www.adrindia.org, www.myneta.info

| S.No. | Name | State | Constituency | Party | Expense incurred on Public Meetings and Processions without star | Expense incurred on Public Meetings and Processions with star | Expense incurred on Campaign Materials | Expense incurred on Campaigning through electronic/print media | Expense incurred on Vehicles Used | Expenses on campaign workers | Other misc expenses | Total expense declared |
|-------|---------------------------|----------------|---------------------------|-----------|--|---|--|--|-----------------------------------|------------------------------|-----------------------|------------------------|
| 21 | Bhagat Singh Koshiyari | Uttarakhand | Nainital-Udhamsingh Nagar | BJP | 2,22,361 2 Lacs+ | 10,58,313 10 Lacs+ | 4,38,690 4 Lacs+ | 6,79,220 6 Lacs+ | 26,05,900 26 Lacs+ | 2,78,728 2 Lacs+ | 8,00,020 8 Lacs+ | 60,83,232 60 Lacs+ |
| 22 | Kapil Moreshwar Patil | Maharashtra | Bhiwandi | BJP | 52,36,745 52 Lacs+ | 0 | 2,48,460 2 Lacs+ | 0 | 3,73,105 3 Lacs+ | 2,23,200 2 Lacs+ | 0 | 60,81,510 60 Lacs+ |
| 23 | Bodhsingh Bhagat | Madhya Pradesh | Balaghat | BJP | 11,25,200 11 Lacs+ | 40,000 40 Thou+ | 2,05,100 2 Lacs+ | 50,000 50 Thou+ | 10,58,700 10 Lacs+ | 1,48,300 1 Lacs+ | 34,36,462 34 Lacs+ | 60,64,362 60 Lacs+ |
| 24 | Col. Sona Ram | Rajasthan | Barmer | BJP | 22,51,281 22 Lacs+ | 24,82,468 24 Lacs+ | 4,27,491 4 Lacs+ | 6,04,344 6 Lacs+ | 2,97,500 2 Lacs+ | 0 | 0 | 60,63,084 60 Lacs+ |
| 25 | Manshankar Ninama | Rajasthan | Banswara | BJP | 8,04,340 8 Lacs+ | 0 | 13,39,840 13 Lacs+ | 1,21,966 1 Lacs+ | 12,72,000 12 Lacs+ | 3,40,550 3 Lacs+ | 21,56,846 21 Lacs+ | 60,35,545 60 Lacs+ |
| 26 | Dhananjay Bhimrao Mahadik | Maharashtra | Kolhapur | NCP | 6,65,339 6 Lacs+ | 5,98,860 5 Lacs+ | 6,74,925 6 Lacs+ | 4,82,129 4 Lacs+ | 21,17,434 21 Lacs+ | 4,80,632 4 Lacs+ | 10,40,355 10 Lacs+ | 60,34,674 60 Lacs+ |
| 27 | Sawant Arvind Ganpat | Maharashtra | Mumbai South | SHIV SENA | 9,65,658 9 Lacs+ | 17,11,204 17 Lacs+ | 23,80,946 23 Lacs+ | 5,33,493 5 Lacs+ | 1,87,850 1 Lacs+ | 2,48,425 2 Lacs+ | 0 | 60,27,577 60 Lacs+ |
| 28 | E. Ahamed | Kerala | Malappuram | IUML | 28,900 28 Thou+ | 1,63,097 1 Lacs+ | 48,19,871 48 Lacs+ | 30,000 30 Thou+ | 7,61,763 7 Lacs+ | 2,17,940 2 Lacs+ | 0 | 60,21,571 60 Lacs+ |
| 29 | P Karunakaran | Kerala | Kasaragod | CPI(M) | 12,65,845 12 Lacs+ | 2,59,795 2 Lacs+ | 26,75,035 26 Lacs+ | 1,56,000 1 Lacs+ | 15,27,950 15 Lacs+ | 43,548 43 Thou+ | 78,283 78 Thou+ | 60,06,456 60 Lacs+ |
| 30 | Purno Agitok Sangma | Meghalaya | Tura | NPP | 6,68,291 6 Lacs+ | 59,100 59 Thou+ | 4,04,250 4 Lacs+ | 0 | 35,43,895 35 Lacs+ | 5,26,722 5 Lacs+ | 7,63,569 7 Lacs+ | 59,65,828 59 Lacs+ |
| 31 | Uma Bharti | Uttar Pradesh | Jhansi | BJP | 18,45,945 18 Lacs+ | 6,73,167 6 Lacs+ | 3,79,483 3 Lacs+ | 1,53,326 1 Lacs+ | 16,82,608 16 Lacs+ | 5,06,789 5 Lacs+ | 7,23,322 7 Lacs+ | 59,64,640 59 Lacs+ |
| 32 | Anto Antony | Kerala | Pathanamthitta | INC | **5,27,853 5 Lacs+ | **67,109 67 Thou+ | **28,22,579 28 Lacs+ | **11,84,114 11 Lacs+ | **12,06,540 12 Lacs+ | **1,48,500 1 Lacs+ | 0 | 59,56,695 59 Lacs+ |
| 33 | Dharmendra Kumar | Uttar Pradesh | Aonla | BJP | **42,640 42 Thou+ | **3,57,661 3 Lacs+ | **2,23,585 2 Lacs+ | **1,83,720 1 Lacs+ | **50,65,358 50 Lacs+ | **32,020 32 Thou+ | **34,606 34 Thou+ | 59,39,591 59 Lacs+ |
| 34 | D.V. Sadananda Gowda | Karnataka | Bangalore North | BJP | 26,01,051 26 Lacs+ | 1,70,000 1 Lacs+ | 3,51,532 3 Lacs+ | 42,500 42 Thou+ | 9,16,200 9 Lacs+ | 3,54,900 3 Lacs+ | 14,98,918 14 Lacs+ | 59,35,101 59 Lacs+ |

Data in this Kit is presented in good faith, with an intention to inform voters. MPs' Election Expenditure Affidavits from the ECI Website (www.eci.nic.in) is the source of this analysis. Website:-
www.adrindia.org, www.myneta.info

| S.No. | Name | State | Constituency | Party | Expense incurred on Public Meetings and Processions without star | Expense incurred on Public Meetings and Processions with star | Expense incurred on Campaign Materials | Expense incurred on Campaigning through electronic/print media | Expense incurred on Vehicles Used | Expenses on campaign workers | Other misc expenses | Total expense declared |
|-------|------------------------------------|----------------|-----------------|--------|--|---|--|--|-----------------------------------|------------------------------|-------------------------|------------------------|
| 35 | Rahul Kaswan | Rajasthan | Churu | BJP | 4,84,525 4 Lacs+ | 13,77,920 13 Lacs+ | 13,19,975 13 Lacs+ | 5,73,901 5 Lacs+ | 21,64,400 21 Lacs+ | 14,100 14 Thou+ | 0 | 59,34,821 59 Lacs+ |
| 36 | Keshav Prasad | Uttar Pradesh | Phulpur | BJP | 1,22,637 1 Lacs+ | 14,34,880 14 Lacs+ | 4,33,373 4 Lacs+ | 5,21,996 5 Lacs+ | 27,32,506 27 Lacs+ | 2,89,381 2 Lacs+ | 3,98,925 3 Lacs+ | 59,33,698 59 Lacs+ |
| 37 | Manoj Rajoria | Rajasthan | Karauli-Dholpur | BJP | **10,44,377 10 Lacs+ | **9,25,268 9 Lacs+ | **97,156 97 Thou+ | **6,26,917 6 Lacs+ | **11,06,100 11 Lacs+ | **21,28,114 21 Lacs+ | 0 | 59,27,933 59 Lacs+ |
| 38 | Gutha Sukhender Reddy | Andhra Pradesh | Nalgonda | INC | 168 1 Hund+ | 24,71,454 24 Lacs+ | 7,20,547 7 Lacs+ | 7,77,946 7 Lacs+ | 12,36,800 12 Lacs+ | 5,88,000 5 Lacs+ | 25,000 25 Thou+ | 59,19,915 59 Lacs+ |
| 39 | Surendrajeet Singh Ahluwalia | West Bengal | Darjeeling | BJP | 28,33,269 28 Lacs+ | 14,13,750 14 Lacs+ | 5,83,302 5 Lacs+ | 2,50,000 2 Lacs+ | 1,35,615 1 Lacs+ | 6,00,000 6 Lacs+ | 86,000 86 Thou+ | 59,01,936 59 Lacs+ |
| 40 | Prem Singh Chandumajra | Punjab | Anandpur Sahib | SAD | 13,61,734 13 Lacs+ | 3,77,066 3 Lacs+ | 4,36,330 4 Lacs+ | 1,49,210 1 Lacs+ | 14,69,345 14 Lacs+ | 0 | 20,75,784 20 Lacs+ | 58,69,469 58 Lacs+ |
| 41 | Sreemati Dev Varma (Moon Moon Sen) | West Bengal | Bankura | AITC | 46,06,335 46 Lacs+ | 3,77,400 3 Lacs+ | 4,94,325 4 Lacs+ | 0 | 1,97,000 1 Lacs+ | 1,91,400 1 Lacs+ | 0 | 58,66,460 58 Lacs+ |
| 42 | Udasi Shivakumar Channabasappa | Karnataka | Haveri | BJP | 9,60,578 9 Lacs+ | 10,25,879 10 Lacs+ | 9,64,046 9 Lacs+ | 4,37,631 4 Lacs+ | 24,51,911 24 Lacs+ | 23,302 23 Thou+ | 0 | 58,63,347 58 Lacs+ |
| 43 | Kamakhya Prasad Tasa | Assam | Jorhat | BJP | **7,16,601 7 Lacs+ | **1,85,555 1 Lacs+ | **24,60,140 24 Lacs+ | 0 | **5,12,344 5 Lacs+ | **1,33,700 1 Lacs+ | **18,12,749 18 Lacs+ | 58,21,089 58 Lacs+ |
| 44 | Nagarajan, P. | Tamil Nadu | Coimbatore | AIADMK | 1,30,496 1 Lacs+ | 31,88,221 31 Lacs+ | 13,33,071 13 Lacs+ | 71,600 71 Thou+ | 8,35,463 8 Lacs+ | 2,28,300 2 Lacs+ | 25,200 25 Thou+ | 58,12,351 58 Lacs+ |
| 45 | Adv.Joice George | Kerala | Idukki | IND | 27,78,788 27 Lacs+ | 30,000 30 Thou+ | 16,09,884 16 Lacs+ | 59,000 59 Thou+ | 12,01,017 12 Lacs+ | 89,269 89 Thou+ | 0 | 57,67,958 57 Lacs+ |
| 46 | Gandhi Dilipkumar Mansukhlal | Maharashtra | Ahmednagar | BJP | **1,65,645 1 Lacs+ | **13,49,795 13 Lacs+ | **10,09,704 10 Lacs+ | **9,64,760 9 Lacs+ | **20,35,640 20 Lacs+ | **1,86,293 1 Lacs+ | **45,196 45 Thou+ | 57,57,033 57 Lacs+ |
| 47 | Hari Om Singh Rathore | Rajasthan | Rajsamand | BJP | 3,13,184 3 Lacs+ | 17,97,487 17 Lacs+ | 2,39,258 2 Lacs+ | 2,06,201 2 Lacs+ | 3,35,324 3 Lacs+ | 3,79,735 3 Lacs+ | 24,84,062 24 Lacs+ | 57,55,251 57 Lacs+ |
| 48 | Vaghela Liladharbhai Khodaji | Gujarat | Patan | BJP | 32,94,492 32 Lacs+ | 7,63,533 7 Lacs+ | 4,09,067 4 Lacs+ | 77,846 77 Thou+ | 6,66,593 6 Lacs+ | 5,11,685 5 Lacs+ | 29,123 29 Thou+ | 57,52,339 57 Lacs+ |

Data in this Kit is presented in good faith, with an intention to inform voters. MPs' Election Expenditure Affidavits from the ECI Website (www.eci.nic.in) is the source of this analysis. Website:-
www.adrindia.org, www.myneta.info

| S.No. | Name | State | Constituency | Party | Expense incurred on Public Meetings and Processions without star | Expense incurred on Public Meetings and Processions with star | Expense incurred on Campaign Materials | Expense incurred on Campaigning through electronic/print media | Expense incurred on Vehicles Used | Expenses on campaign workers | Other misc expenses | Total expense declared |
|-------|-----------------------|---------------|-------------------|----------|--|---|--|--|-----------------------------------|------------------------------|---------------------|------------------------|
| 49 | Rama Devi | Bihar | Sheohar | BJP | 11,62,960 11 Lacs+ | 0 | 6,72,462 6 Lacs+ | 43,000 43 Thou+ | 26,19,430 26 Lacs+ | 12,30,987 12 Lacs+ | 0 | 57,28,840 57 Lacs+ |
| 50 | Deepak Adhikari (Dev) | West Bengal | Ghatal | AITC | 16,47,530 16 Lacs+ | 2,67,775 2 Lacs+ | 24,80,898 24 Lacs+ | 0 | 2,13,400 2 Lacs+ | 8,59,600 8 Lacs+ | 2,58,940 2 Lacs+ | 57,28,143 57 Lacs+ |
| 51 | C.S.Puttaraju | Karnataka | Mandya | JD(S) | 13,00,992 13 Lacs+ | 0 | 1,15,889 1 Lacs+ | 2,95,509 2 Lacs+ | 40,14,860 40 Lacs+ | 0 | 0 | 57,27,250 57 Lacs+ |
| 52 | Kamalbhan Singh | Chhattisgarh | Surguja | BJP | 9,27,423 9 Lacs+ | 2,41,415 2 Lacs+ | 5,24,490 5 Lacs+ | 4,68,347 4 Lacs+ | 19,81,650 19 Lacs+ | 6,33,693 6 Lacs+ | 9,42,815 9 Lacs+ | 57,19,833 57 Lacs+ |
| 53 | Shobha Karandlaje | Karnataka | Udupi Chikmagalur | BJP | 24,23,718 24 Lacs+ | 8,68,086 8 Lacs+ | 5,73,015 5 Lacs+ | 3,62,686 3 Lacs+ | 14,59,520 14 Lacs+ | 0 | 31,520 31 Thou+ | 57,18,545 57 Lacs+ |
| 54 | Ahir Hansraj Gangaram | Maharashtra | Chandrapur | BJP | 16,53,863 16 Lacs+ | 3,60,750 3 Lacs+ | 6,76,210 6 Lacs+ | 1,02,359 1 Lacs+ | 24,92,150 24 Lacs+ | 1,90,620 1 Lacs+ | 2,42,440 2 Lacs+ | 57,18,392 57 Lacs+ |
| 55 | Veena Devi | Bihar | Munger | LJP | 8,28,060 8 Lacs+ | 1,55,000 1 Lacs+ | 5,59,091 5 Lacs+ | 5,33,269 5 Lacs+ | 28,72,795 28 Lacs+ | 7,50,200 7 Lacs+ | 0 | 56,98,415 56 Lacs+ |
| 56 | Tathagata Satpathy | Orissa | Dhenkanal | BJD | 10,95,434 10 Lacs+ | 25,07,524 25 Lacs+ | 5,32,500 5 Lacs+ | 87,483 87 Thou+ | 4,75,390 4 Lacs+ | 9,89,400 9 Lacs+ | 0 | 56,87,731 56 Lacs+ |
| 57 | Feroze Varun Gandhi | Uttar Pradesh | Sultanpur | BJP | 21,22,840 21 Lacs+ | 0 | 7,03,459 7 Lacs+ | 11,582 11 Thou+ | 26,71,802 26 Lacs+ | 1,20,540 1 Lacs+ | 25,648 25 Thou+ | 56,55,871 56 Lacs+ |
| 58 | Idris Ali | West Bengal | Basirhat | AITC | 24,56,450 24 Lacs+ | 15,70,000 15 Lacs+ | 9,70,000 9 Lacs+ | 0 | 1,12,800 1 Lacs+ | 5,25,900 5 Lacs+ | 0 | 56,35,150 56 Lacs+ |
| 59 | Sushil Kumar Singh | Bihar | Aurangabad | BJP | 1,05,612 1 Lacs+ | 7,02,324 7 Lacs+ | 10,17,205 10 Lacs+ | 3,78,382 3 Lacs+ | 31,41,104 31 Lacs+ | 1,67,800 1 Lacs+ | 1,14,980 1 Lacs+ | 56,27,408 56 Lacs+ |
| 60 | Kuwar Harivansh Singh | Uttar Pradesh | Pratapgarh | Apna Dal | 6,30,970 6 Lacs+ | 6,07,250 6 Lacs+ | 7,42,935 7 Lacs+ | 6,48,815 6 Lacs+ | 21,33,900 21 Lacs+ | 8,60,430 8 Lacs+ | 0 | 56,24,300 56 Lacs+ |
| 61 | Vincent H. Pala | Meghalaya | Shillong | INC | 42,93,455 42 Lacs+ | 0 | 37,500 37 Thou+ | 1,14,606 1 Lacs+ | 7,76,931 7 Lacs+ | 3,90,000 3 Lacs+ | 0 | 56,12,492 56 Lacs+ |
| 62 | Jitendra Choudhury | Tripura | Tripura East | CPI(M) | 40,13,315 40 Lacs+ | 0 | 13,03,659 13 Lacs+ | 0 | 1,01,050 1 Lacs+ | 1,85,850 1 Lacs+ | 0 | 56,03,874 56 Lacs+ |

Data in this Kit is presented in good faith, with an intention to inform voters. MPs' Election Expenditure Affidavits from the ECI Website (www.eci.nic.in) is the source of this analysis. Website:-
www.adrindia.org, www.myneta.info

| S.No. | Name | State | Constituency | Party | Expense incurred on Public Meetings and Processions without star | Expense incurred on Public Meetings and Processions with star | Expense incurred on Campaign Materials | Expense incurred on Campaigning through electronic/print media | Expense incurred on Vehicles Used | Expenses on campaign workers | Other misc expenses | Total expense declared |
|-------|---------------------------------|------------------|---------------|-----------|--|---|--|--|-----------------------------------|------------------------------|-------------------------|------------------------|
| 63 | Patil Ashok Tapiram | Maharashtra | Jalgaon | BJP | **8,24,325 8 Lacs+ | **16,46,954 16 Lacs+ | 0 | **1,26,000 1 Lacs+ | **23,71,953 23 Lacs+ | **2,84,145 2 Lacs+ | **3,36,939 3 Lacs+ | 55,90,316 55 Lacs+ |
| 64 | Godse Hement Tukaram | Maharashtra | Nashik | SHIV SENA | **4,28,444 4 Lacs+ | **6,86,735 6 Lacs+ | **13,79,578 13 Lacs+ | **8,27,343 8 Lacs+ | **10,27,280 10 Lacs+ | **3,96,684 3 Lacs+ | 0 | 55,81,875 55 Lacs+ |
| 65 | Sisir Kumar Adhikari | West Bengal | Kanthi | AITC | 28,41,547 28 Lacs+ | 50,855 50 Thou+ | 13,75,962 13 Lacs+ | 4,27,598 4 Lacs+ | 1,17,420 1 Lacs+ | 7,37,200 7 Lacs+ | 25,000 25 Thou+ | 55,75,582 55 Lacs+ |
| 66 | Chavda Vinod Lakhmashi | Gujarat | Kachchh | BJP | **20,64,840 20 Lacs+ | **6,82,488 6 Lacs+ | **7,94,961 7 Lacs+ | **8,62,575 8 Lacs+ | **3,87,000 3 Lacs+ | **7,79,774 7 Lacs+ | 0 | 55,71,638 55 Lacs+ |
| 67 | Shanta Kumar | Himachal Pradesh | Kangra | BJP | 22,32,985 22 Lacs+ | 4,88,389 4 Lacs+ | 9,50,034 9 Lacs+ | 7,02,020 7 Lacs+ | 8,88,506 8 Lacs+ | 2,80,670 2 Lacs+ | 25,220 25 Thou+ | 55,67,824 55 Lacs+ |
| 68 | Ram Charitra Nishad | Uttar Pradesh | Machhlishahr | BJP | 1,58,800 1 Lacs+ | 70,000 70 Thou+ | 7,47,540 7 Lacs+ | 1,70,757 1 Lacs+ | 18,25,900 18 Lacs+ | 17,97,457 17 Lacs+ | 1,66,450 1 Lacs+ | 55,66,904 55 Lacs+ |
| 69 | Vishnudev Sai | Chhattisgarh | Raigarh | BJP | 2,74,600 2 Lacs+ | 0 | 12,66,435 12 Lacs+ | 97,535 97 Thou+ | 22,83,071 22 Lacs+ | 8,94,800 8 Lacs+ | 7,38,678 7 Lacs+ | 55,59,119 55 Lacs+ |
| 70 | Lokhande Sadashiv Kisan | Maharashtra | Shirdi | SHIV SENA | 7,34,328 7 Lacs+ | 14,71,627 14 Lacs+ | 7,00,456 7 Lacs+ | 7,89,895 7 Lacs+ | 11,79,591 11 Lacs+ | 1,37,736 1 Lacs+ | 5,45,308 5 Lacs+ | 55,58,941 55 Lacs+ |
| 71 | Shri Chavan Ashokrao Shankarrao | Maharashtra | Nanded | INC | 16,75,365 16 Lacs+ | 11,57,018 11 Lacs+ | 6,41,250 6 Lacs+ | 6,00,682 6 Lacs+ | 12,05,925 12 Lacs+ | 32,567 32 Thou+ | 2,32,024 2 Lacs+ | 55,44,831 55 Lacs+ |
| 72 | Jadhav Sanjay (Bandu) Haribhau | Maharashtra | Parbhani | SHIV SENA | 4,25,342 4 Lacs+ | 10,52,014 10 Lacs+ | 13,57,070 13 Lacs+ | 3,22,729 3 Lacs+ | 15,96,025 15 Lacs+ | 7,91,260 7 Lacs+ | 0 | 55,44,440 55 Lacs+ |
| 73 | Mala Rajya Laxmi Shah | Uttarakhand | Tehri Garhwal | BJP | 13,89,089 13 Lacs+ | 0 | 17,59,158 17 Lacs+ | 1,30,156 1 Lacs+ | 14,01,719 14 Lacs+ | 0 | 8,36,012 8 Lacs+ | 55,16,134 55 Lacs+ |
| 74 | Akshay Yadav | Uttar Pradesh | Firozabad | SP | 2,83,405 2 Lacs+ | 13,21,007 13 Lacs+ | 9,12,569 9 Lacs+ | 12,30,873 12 Lacs+ | 10,27,000 10 Lacs+ | 3,850 3 Thou+ | 7,03,785 7 Lacs+ | 54,82,489 54 Lacs+ |
| 75 | Mahendra Nath | Uttar Pradesh | Chandauli | BJP | 1,56,535 1 Lacs+ | 1,88,800 1 Lacs+ | 2,04,450 2 Lacs+ | 98,100 98 Thou+ | 17,68,332 17 Lacs+ | 5,77,656 5 Lacs+ | 24,84,914 24 Lacs+ | 54,78,787 54 Lacs+ |
| 76 | Chauhan Prabhatsinh Pratapsinh | Gujarat | Panchmahal | BJP | **12,45,420 12 Lacs+ | **1,97,600 1 Lacs+ | 0 | **24,050 24 Thou+ | **3,46,302 3 Lacs+ | **21,86,750 21 Lacs+ | **14,65,269 14 Lacs+ | 54,65,342 54 Lacs+ |

Data in this Kit is presented in good faith, with an intention to inform voters. MPs' Election Expenditure Affidavits from the ECI Website (www.eci.nic.in) is the source of this analysis. Website:-
www.adrindia.org, www.myneta.info

| S.No. | Name | State | Constituency | Party | Expense incurred on Public Meetings and Processions without star | Expense incurred on Public Meetings and Processions with star | Expense incurred on Campaign Materials | Expense incurred on Campaigning through electronic/print media | Expense incurred on Vehicles Used | Expenses on campaign workers | Other misc expenses | Total expense declared |
|-------|----------------------------------|----------------|--------------|-----------|--|---|--|--|-----------------------------------|------------------------------|-----------------------|------------------------|
| 77 | Bhanu Pratap Singh | Uttar Pradesh | Jalaun | BJP | 60,988 60 Thou+ | 1,19,236 1 Lacs+ | 5,90,590 5 Lacs+ | 1,00,068 1 Lacs+ | 43,01,670 43 Lacs+ | 2,18,521 2 Lacs+ | 71,975 71 Thou+ | 54,63,048 54 Lacs+ |
| 78 | Prasun Banerjee | West Bengal | Howrah | AITC | 19,06,011 19 Lacs+ | 1,49,906 1 Lacs+ | 26,44,158 26 Lacs+ | 65,000 65 Thou+ | 73,863 73 Thou+ | 4,98,300 4 Lacs+ | 1,25,550 1 Lacs+ | 54,62,789 54 Lacs+ |
| 79 | Devji Patel | Rajasthan | Jalore | BJP | 10,24,820 10 Lacs+ | 13,40,285 13 Lacs+ | 2,68,823 2 Lacs+ | 1,71,210 1 Lacs+ | 14,85,510 14 Lacs+ | 2,36,930 2 Lacs+ | 9,24,792 9 Lacs+ | 54,52,370 54 Lacs+ |
| 80 | Mohanbhai Kalyanjibhai Kundariya | Gujarat | Rajkot | BJP | 19,71,224 19 Lacs+ | 0 | 2,47,914 2 Lacs+ | 0 | 12,40,200 12 Lacs+ | 10,93,098 10 Lacs+ | 95,000 95 Thou+ | 54,18,258 54 Lacs+ |
| 81 | Rathod Dipsinh Shankarsinh | Gujarat | Sabarkantha | BJP | 36,15,107 36 Lacs+ | 11,44,120 11 Lacs+ | 82,155 82 Thou+ | 4,700 4 Thou+ | 4,10,932 4 Lacs+ | 1,58,074 1 Lacs+ | 0 | 54,15,088 54 Lacs+ |
| 82 | Adhalrao Shivaji Dattatrey | Maharashtra | Shirur | SHIV SENA | 12,55,403 12 Lacs+ | 0 | 12,90,260 12 Lacs+ | 3,14,576 3 Lacs+ | 9,73,900 9 Lacs+ | 3,95,271 3 Lacs+ | 11,85,061 11 Lacs+ | 54,14,471 54 Lacs+ |
| 83 | Ashwini Kumar | Haryana | Karnal | BJP | 21,62,204 21 Lacs+ | 2,32,751 2 Lacs+ | 4,17,867 4 Lacs+ | 10,72,637 10 Lacs+ | 11,48,427 11 Lacs+ | 0 | **3,80,500 3 Lacs+ | 54,14,386 54 Lacs+ |
| 84 | Abhishek Singh | Chhattisgarh | Rajnandgaon | BJP | 10,03,635 10 Lacs+ | 4,50,972 4 Lacs+ | 13,94,500 13 Lacs+ | 5,34,200 5 Lacs+ | 16,45,922 16 Lacs+ | 0 | 3,67,852 3 Lacs+ | 53,97,081 53 Lacs+ |
| 85 | Jayant Sinha | Jharkhand | Hazaribagh | BJP | 2,71,275 2 Lacs+ | 9,54,238 9 Lacs+ | 1,55,615 1 Lacs+ | 1,24,908 1 Lacs+ | 14,40,800 14 Lacs+ | 21,19,155 21 Lacs+ | 3,28,665 3 Lacs+ | 53,94,656 53 Lacs+ |
| 86 | Venugopal. P. Dr. | Tamil Nadu | Tiruvallur | AIADMK | 30,18,693 30 Lacs+ | 55,080 55 Thou+ | 1,00,750 1 Lacs+ | 9,800 9 Thou+ | 21,26,471 21 Lacs+ | 61,875 61 Thou+ | 12,500 12 Thou+ | 53,85,169 53 Lacs+ |
| 87 | Jayadev Galla | Andhra Pradesh | Guntur | TDP | 1,32,125 1 Lacs+ | 34,350 34 Thou+ | 5,33,805 5 Lacs+ | 37,50,392 37 Lacs+ | 7,42,224 7 Lacs+ | 42,070 42 Thou+ | 1,21,289 1 Lacs+ | 53,56,255 53 Lacs+ |
| 88 | Sarbananda Sonowal | Assam | Lakhimpur | BJP | 7,42,783 7 Lacs+ | 8,58,211 8 Lacs+ | 27,08,584 27 Lacs+ | 0 | 6,49,590 6 Lacs+ | 3,97,000 3 Lacs+ | 0 | 53,56,168 53 Lacs+ |
| 89 | Kapil Krishna Thakur | West Bengal | Bangaon | AITC | 14,22,500 14 Lacs+ | 12,27,309 12 Lacs+ | 16,74,428 16 Lacs+ | 0 | 3,06,000 3 Lacs+ | 4,72,540 4 Lacs+ | 2,36,673 2 Lacs+ | 53,39,451 53 Lacs+ |
| 90 | Ram Vilas Paswan | Bihar | Hajipur | LJP | 24,09,831 24 Lacs+ | 1,23,450 1 Lacs+ | 58,715 58 Thou+ | 15,73,491 15 Lacs+ | 6,00,800 6 Lacs+ | 15,650 15 Thou+ | 5,38,716 5 Lacs+ | 53,20,653 53 Lacs+ |

Data in this Kit is presented in good faith, with an intention to inform voters. MPs' Election Expenditure Affidavits from the ECI Website (www.eci.nic.in) is the source of this analysis. Website:- www.adrindia.org, www.myneta.info

| S.No. | Name | State | Constituency | Party | Expense incurred on Public Meetings and Processions without star | Expense incurred on Public Meetings and Processions with star | Expense incurred on Campaign Materials | Expense incurred on Campaigning through electronic/print media | Expense incurred on Vehicles Used | Expenses on campaign workers | Other misc expenses | Total expense declared |
|-------|--------------------------|----------------|----------------------|---------------------------|--|---|--|--|-----------------------------------|------------------------------|-------------------------|------------------------|
| 91 | Sri Baijayant Panda | Orissa | Kendrapara | BJD | 4,48,146 4 Lacs+ | 11,97,845 11 Lacs+ | 9,28,684 9 Lacs+ | 8,47,581 8 Lacs+ | 5,21,119 5 Lacs+ | 3,75,000 3 Lacs+ | 9,96,204 9 Lacs+ | 53,14,579 53 Lacs+ |
| 92 | Shewale Rahul Ramesh | Maharashtra | Mumbai South Central | SHIV SENA | 5,67,767 5 Lacs+ | 14,85,481 14 Lacs+ | 16,91,361 16 Lacs+ | 2,76,574 2 Lacs+ | 2,70,732 2 Lacs+ | 8,14,594 8 Lacs+ | 1,95,185 1 Lacs+ | 53,01,694 53 Lacs+ |
| 93 | Hemendra Chandra Singh | Orissa | Kandhamal | BJD | 5,63,515 5 Lacs+ | 13,37,511 13 Lacs+ | 15,59,282 15 Lacs+ | 35,000 35 Thou+ | 2,45,847 2 Lacs+ | 15,56,922 15 Lacs+ | 0 | 52,98,077 52 Lacs+ |
| 94 | Dr. Arun Kumar | Bihar | Jahanabad | Rashtriya Lok Samta Party | 8,50,637 8 Lacs+ | 3,62,373 3 Lacs+ | 0 | 1,09,456 1 Lacs+ | 34,51,423 34 Lacs+ | 0 | 5,21,103 5 Lacs+ | 52,94,992 52 Lacs+ |
| 95 | Wanaga Chintaman Navasha | Maharashtra | Palghar | BJP | 33,16,154 33 Lacs+ | 4,52,975 4 Lacs+ | 3,58,019 3 Lacs+ | 4,00,818 4 Lacs+ | 5,04,302 5 Lacs+ | 2,46,969 2 Lacs+ | 0 | 52,79,237 52 Lacs+ |
| 96 | Biren Singh Engti | Assam | Autonomous District | INC | 3,40,328 3 Lacs+ | 9,40,000 9 Lacs+ | 0 | 1,25,250 1 Lacs+ | 18,45,374 18 Lacs+ | 20,23,600 20 Lacs+ | 0 | 52,74,552 52 Lacs+ |
| 97 | Dushyant | Rajasthan | Jhalawar-Baran | BJP | **77,051 77 Thou+ | **10,12,867 10 Lacs+ | **5,45,088 5 Lacs+ | **2,83,327 2 Lacs+ | **20,78,400 20 Lacs+ | **5,63,535 5 Lacs+ | **7,06,696 7 Lacs+ | 52,66,964 52 Lacs+ |
| 98 | Anwhar Raajhaa.A | Tamil Nadu | Ramanathapuram | AIADMK | 8,37,249 8 Lacs+ | 2,85,105 2 Lacs+ | 18,23,784 18 Lacs+ | 2,17,128 2 Lacs+ | 18,77,129 18 Lacs+ | 94,870 94 Thou+ | 1,56,950 1 Lacs+ | 52,59,720 52 Lacs+ |
| 99 | Vichare Rajan Baburao | Maharashtra | Thane | SHIV SENA | 23,43,828 23 Lacs+ | 5,81,970 5 Lacs+ | 5,93,292 5 Lacs+ | 3,18,100 3 Lacs+ | 9,25,647 9 Lacs+ | 4,91,682 4 Lacs+ | 0 | 52,54,561 52 Lacs+ |
| 100 | Konda Vishweshwar Reddy | Andhra Pradesh | Chevella | TRS | 6,73,201 6 Lacs+ | 7,17,859 7 Lacs+ | 8,51,604 8 Lacs+ | 11,00,601 11 Lacs+ | 18,19,298 18 Lacs+ | 55,520 55 Thou+ | 25,421 25 Thou+ | 52,43,504 52 Lacs+ |
| 101 | M .K Raghavan | Kerala | Kozhikode | INC | 44,115 44 Thou+ | 1,52,300 1 Lacs+ | 18,08,204 18 Lacs+ | 8,96,103 8 Lacs+ | 15,93,050 15 Lacs+ | 6,85,204 6 Lacs+ | 60,956 60 Thou+ | 52,39,932 52 Lacs+ |
| 102 | Raju Shetty | Maharashtra | Hatkanangle | Swabhimani Paksha | 8,74,666 8 Lacs+ | 4,98,259 4 Lacs+ | 4,11,866 4 Lacs+ | 40,119 40 Thou+ | 26,37,850 26 Lacs+ | 7,75,541 7 Lacs+ | 0 | 52,38,301 52 Lacs+ |
| 103 | Brij Bhusan Sharan Singh | Uttar Pradesh | Kaiserganj | BJP | **6,53,236 6 Lacs+ | **2,00,000 2 Lacs+ | 0 | **1,19,409 1 Lacs+ | **21,14,299 21 Lacs+ | **2,76,750 2 Lacs+ | **18,67,859 18 Lacs+ | 52,31,553 52 Lacs+ |

Data in this Kit is presented in good faith, with an intention to inform voters. MPs' Election Expenditure Affidavits from the ECI Website (www.eci.nic.in) is the source of this analysis. Website:- www.adrindia.org, www.myneta.info

| S.No. | Name | State | Constituency | Party | Expense incurred on Public Meetings and Processions without star | Expense incurred on Public Meetings and Processions with star | Expense incurred on Campaign Materials | Expense incurred on Campaigning through electronic/print media | Expense incurred on Vehicles Used | Expenses on campaign workers | Other misc expenses | Total expense declared |
|-------|---------------------------------|------------------|--------------|-----------|--|---|--|--|-----------------------------------|------------------------------|-----------------------|------------------------|
| 104 | Harsimrat Kaur Badal | Punjab | Bathinda | SAD | 27,94,210 27 Lacs+ | 6,98,166 6 Lacs+ | 4,05,689 4 Lacs+ | 0 | 2,45,380 2 Lacs+ | 0 | 10,85,505 10 Lacs+ | 52,28,950 52 Lacs+ |
| 105 | Kachhadiya Naranbhai Bhikhabhai | Gujarat | Amreli | BJP | 19,14,557 19 Lacs+ | 18,91,101 18 Lacs+ | 2,45,535 2 Lacs+ | 1,02,392 1 Lacs+ | 2,54,000 2 Lacs+ | 70,210 70 Thou+ | 7,35,057 7 Lacs+ | 52,12,852 52 Lacs+ |
| 106 | Sundaram P.R | Tamil Nadu | Namakkal | AIADMK | 28,13,060 28 Lacs+ | 0 | 3,58,300 3 Lacs+ | 8,76,840 8 Lacs+ | 9,17,000 9 Lacs+ | 10,000 10 Thou+ | 2,32,200 2 Lacs+ | 52,07,400 52 Lacs+ |
| 107 | Mulayam Singh Yadav | Uttar Pradesh | Mainpuri | SP | 5,34,760 5 Lacs+ | 14,25,458 14 Lacs+ | 6,83,988 6 Lacs+ | 2,20,802 2 Lacs+ | 22,49,481 22 Lacs+ | 59,659 59 Thou+ | 28,350 28 Thou+ | 52,02,498 52 Lacs+ |
| 108 | Jyotiraditya M. Scindia | Madhya Pradesh | Guna | INC | **14,55,557 14 Lacs+ | **1,35,000 1 Lacs+ | **7,18,400 7 Lacs+ | **1,55,928 1 Lacs+ | **20,72,950 20 Lacs+ | **1,99,127 1 Lacs+ | **3,87,300 3 Lacs+ | 51,56,162 51 Lacs+ |
| 109 | Sandhya Roy | West Bengal | Medinipur | AITC | 8,04,349 8 Lacs+ | 0 | 14,45,892 14 Lacs+ | 0 | 1,94,684 1 Lacs+ | 26,74,110 26 Lacs+ | 25,000 25 Thou+ | 51,44,035 51 Lacs+ |
| 110 | K.V. Thomas | Kerala | Ernakulam | INC | **3,89,796 3 Lacs+ | 0 | **24,43,877 24 Lacs+ | **2,14,709 2 Lacs+ | **13,85,550 13 Lacs+ | **7,03,923 7 Lacs+ | 0 | 51,37,855 51 Lacs+ |
| 111 | Dr.Shrikant Eknath Shinde | Maharashtra | Kalyan | SHIV SENA | 11,55,065 11 Lacs+ | 3,79,865 3 Lacs+ | 29,93,506 29 Lacs+ | 10,000 10 Thou+ | 5,95,818 5 Lacs+ | 0 | 0 | 51,34,254 51 Lacs+ |
| 112 | Prem Das Rai | Sikkim | Sikkim | SDF | 27,607 27 Thou+ | 27,10,805 27 Lacs+ | 3,70,490 3 Lacs+ | 10,90,285 10 Lacs+ | 2,08,704 2 Lacs+ | 6,39,294 6 Lacs+ | 83,202 83 Thou+ | 51,30,387 51 Lacs+ |
| 113 | Kirti Azad | Bihar | Darbhanga | BJP | 0 | 3,89,430 3 Lacs+ | 2,08,986 2 Lacs+ | 6,33,500 6 Lacs+ | 11,20,165 11 Lacs+ | 10,70,715 10 Lacs+ | 17,03,464 17 Lacs+ | 51,26,260 51 Lacs+ |
| 114 | Ram Swaroop Sharma | Himachal Pradesh | Mandi | BJP | 3,35,250 3 Lacs+ | 21,12,947 21 Lacs+ | 6,14,682 6 Lacs+ | 1,51,306 1 Lacs+ | 6,66,419 6 Lacs+ | 12,17,000 12 Lacs+ | 27,548 27 Thou+ | 51,25,152 51 Lacs+ |
| 115 | Chaudhry Haribhai Parthibhai | Gujarat | Banaskantha | BJP | 1,423 1 Thou+ | 4,00,453 4 Lacs+ | 2,39,147 2 Lacs+ | 1,54,366 1 Lacs+ | 5,82,360 5 Lacs+ | 23,10,116 23 Lacs+ | 95,038 95 Thou+ | 51,24,798 51 Lacs+ |
| 116 | Ch.Malla Reddy | Andhra Pradesh | Malkajgiri | TDP | 6,78,377 6 Lacs+ | 1,40,745 1 Lacs+ | 7,48,035 7 Lacs+ | 16,24,596 16 Lacs+ | 16,14,349 16 Lacs+ | 0 | 3,16,897 3 Lacs+ | 51,22,999 51 Lacs+ |
| 117 | Rama Chandra Hansdah | Orissa | Mayurbhanj | BJD | 19,94,906 19 Lacs+ | 5,78,654 5 Lacs+ | 21,300 21 Thou+ | 12,000 12 Thou+ | 2,69,796 2 Lacs+ | 0 | 22,44,516 22 Lacs+ | 51,21,171 51 Lacs+ |

Data in this Kit is presented in good faith, with an intention to inform voters. MPs' Election Expenditure Affidavits from the ECI Website (www.eci.nic.in) is the source of this analysis. Website:-
www.adrindia.org, www.myneta.info

| S.No. | Name | State | Constituency | Party | Expense incurred on Public Meetings and Processions without star | Expense incurred on Public Meetings and Processions with star | Expense incurred on Campaign Materials | Expense incurred on Campaigning through electronic/print media | Expense incurred on Vehicles Used | Expenses on campaign workers | Other misc expenses | Total expense declared |
|-------|-----------------------------------|---------------|--------------------|-----------|--|---|--|--|-----------------------------------|------------------------------|---------------------|------------------------|
| 118 | Krishna Pratap | Uttar Pradesh | Jaunpur | BJP | 2,98,290 2 Lacs+ | 12,45,560 12 Lacs+ | 4,41,090 4 Lacs+ | 1,21,209 1 Lacs+ | 18,15,272 18 Lacs+ | 11,70,300 11 Lacs+ | 25,000 25 Thou+ | 51,16,721 51 Lacs+ |
| 119 | M I Shanavas | Kerala | Wayanad | INC | 13,77,400 13 Lacs+ | 25,000 25 Thou+ | 13,17,380 13 Lacs+ | 71,710 71 Thou+ | 16,90,950 16 Lacs+ | 4,30,000 4 Lacs+ | 2,02,770 2 Lacs+ | 51,15,210 51 Lacs+ |
| 120 | Shatrughan Sinha | Bihar | Patna Sahib | BJP | 12,16,752 12 Lacs+ | 1,35,000 1 Lacs+ | 2,01,132 2 Lacs+ | 4,90,488 4 Lacs+ | 29,38,310 29 Lacs+ | 1,20,613 1 Lacs+ | 0 | 51,02,295 51 Lacs+ |
| 121 | Shyal Bhartiben Dhirubhai | Gujarat | Bhavnagar | BJP | 21,46,310 21 Lacs+ | 4,34,000 4 Lacs+ | 5,13,950 5 Lacs+ | 2,18,085 2 Lacs+ | 9,22,275 9 Lacs+ | 6,30,000 6 Lacs+ | 2,32,058 2 Lacs+ | 50,96,678 50 Lacs+ |
| 122 | Mohite Patil Vijaysinh Shankarrao | Maharashtra | Madha | NCP | 17,93,466 17 Lacs+ | 7,29,579 7 Lacs+ | 12,840 12 Thou+ | 1,64,425 1 Lacs+ | 17,39,289 17 Lacs+ | 3,29,724 3 Lacs+ | 3,27,854 3 Lacs+ | 50,87,177 50 Lacs+ |
| 123 | Ravneet Singh Bittu | Punjab | Ludhiana | INC | 33,68,691 33 Lacs+ | 32,396 32 Thou+ | 5,30,824 5 Lacs+ | 10,39,854 10 Lacs+ | 94,895 94 Thou+ | 15,300 15 Thou+ | 0 | 50,81,960 50 Lacs+ |
| 124 | M B Rajesh | Kerala | Palakkad | CPI(M) | 6,44,430 6 Lacs+ | 1,75,500 1 Lacs+ | 30,20,083 30 Lacs+ | 60,000 60 Thou+ | 10,40,045 10 Lacs+ | 14,820 14 Thou+ | 1,18,000 1 Lacs+ | 50,72,878 50 Lacs+ |
| 125 | Ram Kripal Yadav | Bihar | Pataliputra | BJP | 10,01,014 10 Lacs+ | 0 | 0 | 0 | 40,67,600 40 Lacs+ | 0 | 0 | 50,68,614 50 Lacs+ |
| 126 | Chandrakant Bhaurao Khaire | Maharashtra | Aurangabad | SHIV SENA | 13,17,354 13 Lacs+ | 9,44,841 9 Lacs+ | 7,91,414 7 Lacs+ | 3,09,837 3 Lacs+ | 6,19,332 6 Lacs+ | 4,73,630 4 Lacs+ | 6,10,205 6 Lacs+ | 50,66,673 50 Lacs+ |
| 127 | S. Rajendran | Tamil Nadu | Viluppuram | AIADMK | 24,11,232 24 Lacs+ | 0 | 1,58,070 1 Lacs+ | 69,000 69 Thou+ | 16,90,228 16 Lacs+ | 6,52,650 6 Lacs+ | 81,737 81 Thou+ | 50,62,917 50 Lacs+ |
| 128 | Ram Prasad Sarmah | Assam | Tezpur | BJP | 9,56,973 9 Lacs+ | 0 | 9,64,681 9 Lacs+ | 1,16,258 1 Lacs+ | 0 | 30,20,600 30 Lacs+ | 0 | 50,58,512 50 Lacs+ |
| 129 | Arjun Ram Meghwal | Rajasthan | Bikaner | BJP | 23,65,709 23 Lacs+ | 5,16,416 5 Lacs+ | 2,61,381 2 Lacs+ | 4,69,287 4 Lacs+ | 6,97,348 6 Lacs+ | 7,44,000 7 Lacs+ | 0 | 50,54,141 50 Lacs+ |
| 130 | Arpita Ghosh | West Bengal | Balurghat | AITC | 3,31,156 3 Lacs+ | 5,23,762 5 Lacs+ | 18,22,400 18 Lacs+ | 8,000 8 Thou+ | 14,68,114 14 Lacs+ | 8,97,640 8 Lacs+ | 0 | 50,51,072 50 Lacs+ |
| 131 | Dr. Shashi Tharoor | Kerala | Thiruvananthapuram | INC | 11,40,100 11 Lacs+ | 7,98,000 7 Lacs+ | 16,49,644 16 Lacs+ | 3,67,338 3 Lacs+ | 9,25,000 9 Lacs+ | 1,05,000 1 Lacs+ | 57,568 57 Thou+ | 50,42,650 50 Lacs+ |

Data in this Kit is presented in good faith, with an intention to inform voters. MPs' Election Expenditure Affidavits from the ECI Website (www.eci.nic.in) is the source of this analysis. Website:-
www.adrindia.org, www.myneta.info

| S.No. | Name | State | Constituency | Party | Expense incurred on Public Meetings and Processions without star | Expense incurred on Public Meetings and Processions with star | Expense incurred on Campaign Materials | Expense incurred on Campaigning through electronic/print media | Expense incurred on Vehicles Used | Expenses on campaign workers | Other misc expenses | Total expense declared |
|-------|-------------------------|---------------|----------------|----------|--|---|--|--|-----------------------------------|------------------------------|-------------------------|------------------------|
| 132 | Jose K Mani | Kerala | Kottayam | KC(M) | 75,149 75 Thou+ | 1,11,171 1 Lacs+ | 42,93,747 42 Lacs+ | 20,000 20 Thou+ | 5,12,667 5 Lacs+ | 0 | 25,946 25 Thou+ | 50,38,680 50 Lacs+ |
| 133 | Anupriya Singh Patel | Uttar Pradesh | Mirzapur | Apna Dal | 3,03,543 3 Lacs+ | 13,50,874 13 Lacs+ | 4,07,739 4 Lacs+ | 4,59,636 4 Lacs+ | 22,39,300 22 Lacs+ | 0 | 2,66,455 2 Lacs+ | 50,27,547 50 Lacs+ |
| 134 | Rajen Gohain | Assam | Nowgong | BJP | 12,82,452 12 Lacs+ | 17,30,110 17 Lacs+ | 3,31,310 3 Lacs+ | 0 | 7,29,312 7 Lacs+ | 9,37,900 9 Lacs+ | 0 | 50,11,084 50 Lacs+ |
| 135 | Giriraj Singh | Bihar | Nawada | BJP | **2,39,087 2 Lacs+ | 0 | **74,980 74 Thou+ | **45,044 45 Thou+ | **25,02,794 25 Lacs+ | **8,50,000 8 Lacs+ | **12,96,843 12 Lacs+ | 50,08,751 50 Lacs+ |
| 136 | Narendra Modi | Gujarat | Vadodara | BJP | 25,80,198 25 Lacs+ | 0 | 3,30,954 3 Lacs+ | 43,250 43 Thou+ | 5,18,600 5 Lacs+ | 6,74,692 6 Lacs+ | 8,55,904 8 Lacs+ | 50,03,598 50 Lacs+ |
| 137 | Dr. Satyapal Singh | Uttar Pradesh | Baghpat | BJP | 1,66,499 1 Lacs+ | 21,32,692 21 Lacs+ | 68,504 68 Thou+ | 5,85,232 5 Lacs+ | 9,06,189 9 Lacs+ | 11,37,215 11 Lacs+ | 0 | 49,96,331 49 Lacs+ |
| 138 | B Sreeramulu | Karnataka | Bellary | BJP | 10,56,989 10 Lacs+ | 0 | 3,04,115 3 Lacs+ | 76,820 76 Thou+ | 32,58,145 32 Lacs+ | 3,00,000 3 Lacs+ | 0 | 49,96,069 49 Lacs+ |
| 139 | Santosh Ahlawat | Rajasthan | Jhunjhunu | BJP | 5,64,184 5 Lacs+ | 7,75,045 7 Lacs+ | 20,93,092 20 Lacs+ | 2,24,720 2 Lacs+ | 3,66,900 3 Lacs+ | 7,68,236 7 Lacs+ | 1,90,666 1 Lacs+ | 49,82,843 49 Lacs+ |
| 140 | Gopal. Dr. K | Tamil Nadu | Nagapattinam | AIADMK | 7,40,170 7 Lacs+ | 0 | 27,37,358 27 Lacs+ | 0 | 13,40,973 13 Lacs+ | 1,51,300 1 Lacs+ | 12,500 12 Thou+ | 49,82,301 49 Lacs+ |
| 141 | Karia Munda | Jharkhand | Khunti | BJP | 49,70,229 49 Lacs+ | 0 | 0 | 0 | 0 | 0 | 0 | 49,70,229 49 Lacs+ |
| 142 | R. Dhruvanarayana | Karnataka | Chamarajanagar | INC | 17,79,418 17 Lacs+ | 5,28,100 5 Lacs+ | 5,70,766 5 Lacs+ | 3,70,350 3 Lacs+ | 16,14,460 16 Lacs+ | 65,540 65 Thou+ | 12,500 12 Thou+ | 49,41,134 49 Lacs+ |
| 143 | Satabdi Roy(Banerjee) | West Bengal | Birbhum | AITC | 8,04,185 8 Lacs+ | 6,87,112 6 Lacs+ | 20,14,365 20 Lacs+ | 6,100 6 Thou+ | 2,46,901 2 Lacs+ | 11,79,730 11 Lacs+ | 0 | 49,38,393 49 Lacs+ |
| 144 | Sanjaykaka Patil | Maharashtra | Sangli | BJP | 13,37,884 13 Lacs+ | 6,59,688 6 Lacs+ | 4,72,109 4 Lacs+ | 56,881 56 Thou+ | 24,47,650 24 Lacs+ | 1,48,460 1 Lacs+ | 0 | 49,30,922 49 Lacs+ |
| 145 | Gajendrasingh Shekhawat | Rajasthan | Jodhpur | BJP | 18,38,507 18 Lacs+ | 9,27,782 9 Lacs+ | 5,64,668 5 Lacs+ | 4,96,464 4 Lacs+ | 1,41,800 1 Lacs+ | 9,57,842 9 Lacs+ | 0 | 49,27,063 49 Lacs+ |

Data in this Kit is presented in good faith, with an intention to inform voters. MPs' Election Expenditure Affidavits from the ECI Website (www.eci.nic.in) is the source of this analysis. Website:-
www.adrindia.org, www.myneta.info

| S.No. | Name | State | Constituency | Party | Expense incurred on Public Meetings and Processions without star | Expense incurred on Public Meetings and Processions with star | Expense incurred on Campaign Materials | Expense incurred on Campaigning through electronic/print media | Expense incurred on Vehicles Used | Expenses on campaign workers | Other misc expenses | Total expense declared |
|-------|----------------------------|-------------------------------------|--------------|--------|--|---|--|--|-----------------------------------|------------------------------|---------------------|------------------------|
| 146 | Gokaraju Ganga Raju | Andhra Pradesh | Narsapuram | BJP | 8,69,806 8 Lacs+ | 9,21,742 9 Lacs+ | 6,30,870 6 Lacs+ | 8,46,811 8 Lacs+ | 6,12,302 6 Lacs+ | 9,86,105 9 Lacs+ | 56,460 56 Thou+ | 49,24,096 49 Lacs+ |
| 147 | Janak Ram | Bihar | Gopalganj | BJP | 1,600 1 Thou+ | 4,82,948 4 Lacs+ | 73,740 73 Thou+ | 57,150 57 Thou+ | 39,87,168 39 Lacs+ | 47,395 47 Thou+ | 2,71,182 2 Lacs+ | 49,21,183 49 Lacs+ |
| 148 | Ramesh Bidhuri | National Capital Territory Of Delhi | South Delhi | BJP | 11,58,191 11 Lacs+ | 2,76,700 2 Lacs+ | 14,57,445 14 Lacs+ | 9,35,407 9 Lacs+ | 4,23,400 4 Lacs+ | 3,99,970 3 Lacs+ | 2,68,581 2 Lacs+ | 49,19,694 49 Lacs+ |
| 149 | Rajeev Shankarrao Satav | Maharashtra | Hingoli | INC | 12,16,131 12 Lacs+ | 13,50,924 13 Lacs+ | 0 | 67,668 67 Thou+ | 22,83,000 22 Lacs+ | 0 | 0 | 49,17,723 49 Lacs+ |
| 150 | Ramcharan Bohara | Rajasthan | Jaipur | BJP | 21,67,904 21 Lacs+ | 0 | 4,00,351 4 Lacs+ | 12,44,673 12 Lacs+ | 5,40,075 5 Lacs+ | 5,64,146 5 Lacs+ | 0 | 49,17,149 49 Lacs+ |
| 151 | Ramdas Chandrabhanji Tadas | Maharashtra | Wardha | BJP | 10,69,220 10 Lacs+ | 5,70,000 5 Lacs+ | 89,000 89 Thou+ | 2,01,700 2 Lacs+ | 29,72,000 29 Lacs+ | 5,000 5 Thou+ | 0 | 49,06,920 49 Lacs+ |
| 152 | Smt. Bijoya Chakraborty | Assam | Gauhati | BJP | 15,29,142 15 Lacs+ | 0 | 0 | 22,25,450 22 Lacs+ | 6,54,545 6 Lacs+ | 4,97,600 4 Lacs+ | 0 | 49,06,737 49 Lacs+ |
| 153 | R.P.Marutharajaa | Tamil Nadu | Perambalur | AIADMK | 65,120 65 Thou+ | 15,000 15 Thou+ | 10,11,304 10 Lacs+ | 43,100 43 Thou+ | 35,01,338 35 Lacs+ | 2,67,145 2 Lacs+ | 0 | 49,03,007 49 Lacs+ |
| 154 | Anurag Singh Thakur | Himachal Pradesh | Hamirpur | BJP | 15,15,629 15 Lacs+ | 2,47,000 2 Lacs+ | 9,62,553 9 Lacs+ | 7,69,242 7 Lacs+ | 13,55,600 13 Lacs+ | 47,609 47 Thou+ | 0 | 48,97,633 48 Lacs+ |
| 155 | Dr.Gavit Heena Vijaykumar | Maharashtra | Nandurbar | BJP | 5,57,556 5 Lacs+ | 0 | 13,35,754 13 Lacs+ | 3,99,975 3 Lacs+ | 23,51,644 23 Lacs+ | 2,45,500 2 Lacs+ | 0 | 48,90,429 48 Lacs+ |
| 156 | Mulayam Singh Yadav | Uttar Pradesh | Azamgarh | SP | 5,82,231 5 Lacs+ | 10,58,027 10 Lacs+ | 10,06,147 10 Lacs+ | 2,00,349 2 Lacs+ | 15,75,396 15 Lacs+ | 1,55,700 1 Lacs+ | 3,00,375 3 Lacs+ | 48,78,225 48 Lacs+ |
| 157 | Dasrath Tirkey | West Bengal | Alipurduars | AITC | 30,68,965 30 Lacs+ | 9,77,000 9 Lacs+ | 18,000 18 Thou+ | 0 | 6,80,944 6 Lacs+ | 42,900 42 Thou+ | 88,356 88 Thou+ | 48,76,165 48 Lacs+ |
| 158 | Khadase Raksha Nikhil | Maharashtra | Raver | BJP | 17,53,528 17 Lacs+ | 8,22,538 8 Lacs+ | 41,050 41 Thou+ | 51,613 51 Thou+ | 19,92,624 19 Lacs+ | 1,98,140 1 Lacs+ | 0 | 48,59,493 48 Lacs+ |

Data in this Kit is presented in good faith, with an intention to inform voters. MPs' Election Expenditure Affidavits from the ECI Website (www.eci.nic.in) is the source of this analysis. Website:-
www.adrindia.org, www.myneta.info

| S.No. | Name | State | Constituency | Party | Expense incurred on Public Meetings and Processions without star | Expense incurred on Public Meetings and Processions with star | Expense incurred on Campaign Materials | Expense incurred on Campaigning through electronic/print media | Expense incurred on Vehicles Used | Expenses on campaign workers | Other misc expenses | Total expense declared |
|-------|-----------------------------------|---------------|-------------------|-----------|--|---|--|--|-----------------------------------|------------------------------|-----------------------|------------------------|
| 159 | Anju Bala | Uttar Pradesh | Misrikh | BJP | **83,567 83 Thou+ | **44,380 44 Thou+ | **6,08,875 6 Lacs+ | **45,680 45 Thou+ | **38,27,846 38 Lacs+ | **2,42,400 2 Lacs+ | 0 | 48,52,748 48 Lacs+ |
| 160 | Maragatham K | Tamil Nadu | Kancheepuram | AIADMK | 17,04,935 17 Lacs+ | 0 | 1,00,000 1 Lacs+ | 0 | 14,54,700 14 Lacs+ | 2,44,250 2 Lacs+ | 13,47,780 13 Lacs+ | 48,51,665 48 Lacs+ |
| 161 | Radadiya Vithalbhair Hansrajbhair | Gujarat | Porbandar | BJP | 35,62,472 35 Lacs+ | 0 | 0 | 1,13,137 1 Lacs+ | 11,22,800 11 Lacs+ | 0 | 25,000 25 Thou+ | 48,43,400 48 Lacs+ |
| 162 | Sudip Bandyopadhyay | West Bengal | Kolkata Uttar | AITC | 47,57,952 47 Lacs+ | 0 | 0 | 0 | 75,785 75 Thou+ | 0 | 0 | 48,33,737 48 Lacs+ |
| 163 | Patil Chandrakant Raghunath | Gujarat | Navsari | BJP | 38,84,856 38 Lacs+ | 6,85,770 6 Lacs+ | 0 | 10,000 10 Thou+ | 2,48,157 2 Lacs+ | 0 | 0 | 48,28,383 48 Lacs+ |
| 164 | Nalin Kumar Katil | Karnataka | Dakshina Kannada | BJP | 10,14,482 10 Lacs+ | 7,74,071 7 Lacs+ | 84,095 84 Thou+ | 10,89,592 10 Lacs+ | 7,62,250 7 Lacs+ | 0 | 10,96,982 10 Lacs+ | 48,21,472 48 Lacs+ |
| 165 | Rekha | Uttar Pradesh | Dhaurahra | BJP | 4,36,568 4 Lacs+ | 3,35,650 3 Lacs+ | 4,16,580 4 Lacs+ | 4,13,476 4 Lacs+ | 22,85,025 22 Lacs+ | 8,51,652 8 Lacs+ | 80,976 80 Thou+ | 48,19,927 48 Lacs+ |
| 166 | Gajanan Chandrakant Kirtikar | Maharashtra | Mumbai North West | SHIV SENA | 13,10,317 13 Lacs+ | 14,85,481 14 Lacs+ | 7,83,843 7 Lacs+ | 51,000 51 Thou+ | 5,98,184 5 Lacs+ | 2,52,900 2 Lacs+ | 3,23,942 3 Lacs+ | 48,05,667 48 Lacs+ |
| 167 | Jeyasingh Thiyagaraj Natterjee.J | Tamil Nadu | Thoothukkudi | AIADMK | 2,24,900 2 Lacs+ | 5,48,862 5 Lacs+ | 1,54,200 1 Lacs+ | 1,54,000 1 Lacs+ | 19,33,249 19 Lacs+ | 15,67,589 15 Lacs+ | 2,19,100 2 Lacs+ | 48,01,900 48 Lacs+ |
| 168 | Lallu Singh | Uttar Pradesh | Faizabad | BJP | 11,90,179 11 Lacs+ | 12,44,942 12 Lacs+ | 5,10,445 5 Lacs+ | 1,77,767 1 Lacs+ | 9,75,806 9 Lacs+ | 5,94,404 5 Lacs+ | 1,04,377 1 Lacs+ | 47,97,920 47 Lacs+ |
| 169 | Ramtahal Choudhary | Jharkhand | Ranchi | BJP | 3,77,775 3 Lacs+ | 86,390 86 Thou+ | 14,32,671 14 Lacs+ | 0 | 15,15,878 15 Lacs+ | 13,75,135 13 Lacs+ | 0 | 47,88,017 47 Lacs+ |
| 170 | Ratna De | West Bengal | Hooghly | AITC | 34,52,945 34 Lacs+ | 4,03,150 4 Lacs+ | 6,33,891 6 Lacs+ | 6,000 6 Thou+ | 1,32,684 1 Lacs+ | 0 | 1,58,241 1 Lacs+ | 47,86,911 47 Lacs+ |
| 171 | Gopalakrishnan, C. | Tamil Nadu | Nilgiris | AIADMK | 16,76,021 16 Lacs+ | 30,000 30 Thou+ | 77,940 77 Thou+ | 0 | 20,48,250 20 Lacs+ | 9,50,000 9 Lacs+ | 0 | 47,82,211 47 Lacs+ |
| 172 | B.N.Chandrappa | Karnataka | Chitradurga | INC | 0 | 4,84,485 4 Lacs+ | 9,47,532 9 Lacs+ | 3,57,830 3 Lacs+ | 15,42,350 15 Lacs+ | 13,30,600 13 Lacs+ | 1,16,966 1 Lacs+ | 47,79,763 47 Lacs+ |

Data in this Kit is presented in good faith, with an intention to inform voters. MPs' Election Expenditure Affidavits from the ECI Website (www.eci.nic.in) is the source of this analysis. Website:-
www.adrindia.org, www.myneta.info

| S.No. | Name | State | Constituency | Party | Expense incurred on Public Meetings and Processions without star | Expense incurred on Public Meetings and Processions with star | Expense incurred on Campaign Materials | Expense incurred on Campaigning through electronic/print media | Expense incurred on Vehicles Used | Expenses on campaign workers | Other misc expenses | Total expense declared |
|-------|---|------------------|------------------|-----------|--|---|--|--|-----------------------------------|------------------------------|-------------------------|------------------------|
| 173 | Pralhad Joshi | Karnataka | Dharwad | BJP | 19,13,269 19 Lacs+ | 0 | 64,000 64 Thou+ | 9,64,600 9 Lacs+ | 18,34,610 18 Lacs+ | 0 | 0 | 47,76,479 47 Lacs+ |
| 174 | Satish Kumar | Uttar Pradesh | Aligarh | BJP | 10,88,455 10 Lacs+ | 12,94,693 12 Lacs+ | 1,05,450 1 Lacs+ | 1,69,454 1 Lacs+ | 16,08,152 16 Lacs+ | 1,32,470 1 Lacs+ | 3,69,442 3 Lacs+ | 47,68,116 47 Lacs+ |
| 175 | Adsul Anandrao Vithoba | Maharashtra | Amravati | SHIV SENA | 7,37,150 7 Lacs+ | **2,83,493 2 Lacs+ | **13,39,628 13 Lacs+ | **5,34,951 5 Lacs+ | **13,52,155 13 Lacs+ | **5,01,600 5 Lacs+ | **13,290 13 Thou+ | 47,62,267 47 Lacs+ |
| 176 | P.K.Biju | Kerala | Alathur | CPI(M) | 2,92,795 2 Lacs+ | 2,80,055 2 Lacs+ | 24,15,650 24 Lacs+ | 0 | 17,70,608 17 Lacs+ | 0 | 0 | 47,59,108 47 Lacs+ |
| 177 | Ponguleti Srinivasa Reddy | Andhra Pradesh | Khammam | YSRCP | 5,98,574 5 Lacs+ | 2,93,002 2 Lacs+ | 5,42,800 5 Lacs+ | 16,92,096 16 Lacs+ | 6,53,500 6 Lacs+ | 9,78,250 9 Lacs+ | 0 | 47,58,222 47 Lacs+ |
| 178 | Badruddin Ajmal | Assam | Dhubri | AIUDF | 31,09,746 31 Lacs+ | 0 | 4,24,500 4 Lacs+ | 0 | 4,88,608 4 Lacs+ | 7,27,120 7 Lacs+ | 0 | 47,49,974 47 Lacs+ |
| 179 | Lakhanlal Sau S/O Kalyan Lal Sahu | Chhattisgarh | Bilaspur | BJP | 7,09,972 7 Lacs+ | 2,69,500 2 Lacs+ | 12,33,560 12 Lacs+ | 0 | 13,59,912 13 Lacs+ | 11,28,600 11 Lacs+ | 48,000 48 Thou+ | 47,49,544 47 Lacs+ |
| 180 | Rajesh Ranjan Urf Pappu Yadav | Bihar | Madhepura | RJD | 17,64,465 17 Lacs+ | 75,509 75 Thou+ | 0 | 6,75,840 6 Lacs+ | 18,84,616 18 Lacs+ | 3,33,400 3 Lacs+ | 0 | 47,33,830 47 Lacs+ |
| 181 | Rathwa Ramsingbhai Patalbhai | Gujarat | Chhota Udaipur | BJP | **25,90,715 25 Lacs+ | **6,60,000 6 Lacs+ | **6,85,777 6 Lacs+ | 0 | **5,44,786 5 Lacs+ | **2,34,888 2 Lacs+ | 0 | 47,16,166 47 Lacs+ |
| 182 | Rajvir Singh | Uttar Pradesh | Etah | BJP | **1,74,700 1 Lacs+ | **4,10,000 4 Lacs+ | **2,09,400 2 Lacs+ | **20,000 20 Thou+ | **21,80,550 21 Lacs+ | **87,540 87 Thou+ | **16,30,960 16 Lacs+ | 47,13,150 47 Lacs+ |
| 183 | Bhairon Prasad Mishra | Uttar Pradesh | Banda | BJP | 3,71,479 3 Lacs+ | 5,17,972 5 Lacs+ | 1,79,333 1 Lacs+ | 1,53,010 1 Lacs+ | 29,85,531 29 Lacs+ | 2,75,500 2 Lacs+ | 2,21,382 2 Lacs+ | 47,04,207 47 Lacs+ |
| 184 | Shrimant Chh. Udayanraje Pratapsinha Bhonsale | Maharashtra | Satara | NCP | 7,40,161 7 Lacs+ | 1,90,360 1 Lacs+ | 7,18,785 7 Lacs+ | 10,19,871 10 Lacs+ | 20,11,424 20 Lacs+ | 0 | 0 | 46,80,601 46 Lacs+ |
| 185 | Maadam Poonamben Hematbhai | Gujarat | Jamnagar | BJP | 21,58,166 21 Lacs+ | 3,80,111 3 Lacs+ | 3,39,723 3 Lacs+ | 5,56,834 5 Lacs+ | 3,99,611 3 Lacs+ | 5,38,671 5 Lacs+ | 3,00,398 3 Lacs+ | 46,73,514 46 Lacs+ |
| 186 | Udit Raj | National Capital | North West Delhi | BJP | 9,35,384 9 Lacs+ | 1,50,461 1 Lacs+ | 11,88,150 11 Lacs+ | 8,81,166 8 Lacs+ | 8,35,600 8 Lacs+ | 6,68,438 6 Lacs+ | 13,209 13 Thou+ | 46,72,408 46 Lacs+ |

Data in this Kit is presented in good faith, with an intention to inform voters. MPs' Election Expenditure Affidavits from the ECI Website (www.eci.nic.in) is the source of this analysis. Website:- www.adrindia.org, www.myneta.info

| S.No. | Name | State | Constituency | Party | Expense incurred on Public Meetings and Processions without star | Expense incurred on Public Meetings and Processions with star | Expense incurred on Campaign Materials | Expense incurred on Campaigning through electronic/print media | Expense incurred on Vehicles Used | Expenses on campaign workers | Other misc expenses | Total expense declared |
|-------|-----------------------------|-------------------------------------|---------------|--------|--|---|--|--|-----------------------------------|------------------------------|-----------------------|-------------------------|
| | | Territory Of Delhi | | | | | | | | | | |
| 187 | Chauhan Devusinh Jesingbhai | Gujarat | Kheda | BJP | 30,41,623 30 Lacs+ | 3,70,040 3 Lacs+ | 2,96,930 2 Lacs+ | 65,055 65 Thou+ | 8,73,044 8 Lacs+ | 15,300 15 Thou+ | 0 | 46,61,992 46 Lacs+ |
| 188 | Ashok Kumar.K | Tamil Nadu | Krishnagiri | AIADMK | 94,775 94 Thou+ | 94,650 94 Thou+ | 27,15,895 27 Lacs+ | 69,700 69 Thou+ | 9,14,164 9 Lacs+ | 7,66,275 7 Lacs+ | 0 | 46,55,459 46 Lacs+ |
| 189 | Kamal Nath | Madhya Pradesh | Chhindwara | INC | 1,77,725 1 Lacs+ | 4,01,800 4 Lacs+ | 5,76,624 5 Lacs+ | 81,083 81 Thou+ | 31,26,157 31 Lacs+ | **2,92,000 2 Lacs+ | 0 | **46,55,389 46 Lacs+ |
| 190 | Dr. Harsh Vardhan | National Capital Territory Of Delhi | Chandni Chowk | BJP | 23,16,877 23 Lacs+ | 1,80,961 1 Lacs+ | 8,09,627 8 Lacs+ | 4,77,720 4 Lacs+ | 1,70,875 1 Lacs+ | 0 | 6,96,405 6 Lacs+ | 46,52,465 46 Lacs+ |
| 191 | Sushmita Dev | Assam | Silchar | INC | 7,55,018 7 Lacs+ | 0 | 19,69,520 19 Lacs+ | 49,320 49 Thou+ | 15,69,957 15 Lacs+ | 2,70,100 2 Lacs+ | 35,004 35 Thou+ | 46,48,919 46 Lacs+ |
| 192 | B.B.Patil | Andhra Pradesh | Zahirabad | TRS | 3,16,566 3 Lacs+ | 14,06,739 14 Lacs+ | 2,49,990 2 Lacs+ | 4,91,873 4 Lacs+ | 15,31,575 15 Lacs+ | 3,21,898 3 Lacs+ | 3,17,698 3 Lacs+ | 46,36,339 46 Lacs+ |
| 193 | Ajay Nishad | Bihar | Muzaffarpur | BJP | 11,60,845 11 Lacs+ | 0 | 9,87,224 9 Lacs+ | 2,24,562 2 Lacs+ | 18,99,335 18 Lacs+ | 3,01,979 3 Lacs+ | 45,753 45 Thou+ | 46,19,698 46 Lacs+ |
| 194 | Bahadur Singh | Rajasthan | Bharatpur | BJP | 3,14,875 3 Lacs+ | 2,75,362 2 Lacs+ | 45,870 45 Thou+ | 4,40,228 4 Lacs+ | 10,94,900 10 Lacs+ | 23,08,750 23 Lacs+ | 1,35,415 1 Lacs+ | 46,15,400 46 Lacs+ |
| 195 | Sumedha Nand Saraswati | Rajasthan | Sikar | BJP | 9,92,032 9 Lacs+ | 13,45,675 13 Lacs+ | 3,12,322 3 Lacs+ | 10,23,044 10 Lacs+ | 8,51,400 8 Lacs+ | 64,715 64 Thou+ | 25,000 25 Thou+ | 46,14,188 46 Lacs+ |
| 196 | Birendra Kumar Chaudhary | Bihar | Jhanjharpur | BJP | **15,54,135 15 Lacs+ | **3,80,000 3 Lacs+ | **1,49,855 1 Lacs+ | 0 | **6,95,189 6 Lacs+ | **15,72,500 15 Lacs+ | **2,59,929 2 Lacs+ | 46,11,608 46 Lacs+ |
| 197 | Kirti Vardhan Singh | Uttar Pradesh | Gonda | BJP | 2,25,807 2 Lacs+ | 5,91,158 5 Lacs+ | 0 | 3,50,157 3 Lacs+ | 21,14,625 21 Lacs+ | 3,05,100 3 Lacs+ | 10,16,445 10 Lacs+ | 46,03,442 46 Lacs+ |
| 198 | Sher Singh Ghubaya | Punjab | Ferozpur | SAD | 12,44,928 12 Lacs+ | 11,31,898 11 Lacs+ | 2,89,135 2 Lacs+ | 3,11,721 3 Lacs+ | 8,86,180 8 Lacs+ | 0 | 7,36,133 7 Lacs+ | 45,99,995 45 Lacs+ |

Data in this Kit is presented in good faith, with an intention to inform voters. MPs' Election Expenditure Affidavits from the ECI Website (www.eci.nic.in) is the source of this analysis. Website:- www.adrindia.org, www.myneta.info

| S.No. | Name | State | Constituency | Party | Expense incurred on Public Meetings and Processions without star | Expense incurred on Public Meetings and Processions with star | Expense incurred on Campaign Materials | Expense incurred on Campaigning through electronic/print media | Expense incurred on Vehicles Used | Expenses on campaign workers | Other misc expenses | Total expense declared |
|-------|--------------------------------|----------------|---------------|--------|--|---|--|--|-----------------------------------|------------------------------|-----------------------|------------------------|
| 199 | Tapas Paul | West Bengal | Krishnanagar | AITC | 27,94,989 27 Lacs+ | 4,24,931 4 Lacs+ | 84,500 84 Thou+ | 0 | 2,99,755 2 Lacs+ | 9,94,000 9 Lacs+ | 0 | 45,98,175 45 Lacs+ |
| 200 | B.V.Nayak | Karnataka | Raichur | INC | 10,69,956 10 Lacs+ | 12,12,243 12 Lacs+ | 0 | 13,65,613 13 Lacs+ | 9,30,900 9 Lacs+ | 0 | 12,500 12 Thou+ | 45,91,212 45 Lacs+ |
| 201 | Fatepara Devajibhai Govindbhai | Gujarat | Surendranagar | BJP | 31,80,032 31 Lacs+ | 5,49,500 5 Lacs+ | 2,250 2 Thou+ | 72,740 72 Thou+ | 1,98,900 1 Lacs+ | 5,85,000 5 Lacs+ | 0 | 45,88,392 45 Lacs+ |
| 202 | Gopal Chinayya Shetty | Maharashtra | Mumbai North | BJP | 31,15,443 31 Lacs+ | 10,16,113 10 Lacs+ | 0 | 38,998 38 Thou+ | 4,10,280 4 Lacs+ | 0 | 0 | 45,80,834 45 Lacs+ |
| 203 | Rajyavardhan Singh Rathore | Rajasthan | Jaipur Rural | BJP | 17,30,491 17 Lacs+ | 5,01,277 5 Lacs+ | 1,56,483 1 Lacs+ | 9,03,568 9 Lacs+ | 9,17,360 9 Lacs+ | 2,97,317 2 Lacs+ | 66,821 66 Thou+ | 45,73,317 45 Lacs+ |
| 204 | Anupam Hazra | West Bengal | Bolpur | AITC | 13,21,001 13 Lacs+ | 4,83,050 4 Lacs+ | 25,74,435 25 Lacs+ | 28,700 28 Thou+ | 1,60,102 1 Lacs+ | 0 | 0 | 45,67,288 45 Lacs+ |
| 205 | Anshul Verma | Uttar Pradesh | Hardoi | BJP | 1,04,245 1 Lacs+ | 11,55,550 11 Lacs+ | 5,30,015 5 Lacs+ | 3,06,813 3 Lacs+ | 16,66,309 16 Lacs+ | 6,90,175 6 Lacs+ | 1,09,226 1 Lacs+ | 45,62,333 45 Lacs+ |
| 206 | Mullappally Ramachandran | Kerala | Vadakara | INC | **12,86,000 12 Lacs+ | **5,95,000 5 Lacs+ | **15,68,541 15 Lacs+ | **3,87,819 3 Lacs+ | **5,51,400 5 Lacs+ | **1,71,888 1 Lacs+ | 0 | 45,60,648 45 Lacs+ |
| 207 | Alok Sanjar | Madhya Pradesh | Bhopal | BJP | 0 | 3,43,649 3 Lacs+ | 5,53,848 5 Lacs+ | 38,632 38 Thou+ | 17,03,800 17 Lacs+ | 82,300 82 Thou+ | 18,38,067 18 Lacs+ | 45,60,296 45 Lacs+ |
| 208 | Vijay Sampla | Punjab | Hoshiarpur | BJP | 32,54,893 32 Lacs+ | 0 | 2,44,902 2 Lacs+ | 7,72,448 7 Lacs+ | 2,87,356 2 Lacs+ | 0 | 0 | 45,59,399 45 Lacs+ |
| 209 | Ashwini Kumar Choubey | Bihar | Buxar | BJP | **5,28,600 5 Lacs+ | 0 | **5,17,816 5 Lacs+ | **1,43,189 1 Lacs+ | **25,74,334 25 Lacs+ | 0 | **7,94,009 7 Lacs+ | 45,57,948 45 Lacs+ |
| 210 | Saumitra Khan | West Bengal | Bishnupur | AITC | 26,47,717 26 Lacs+ | 8,31,400 8 Lacs+ | 5,05,900 5 Lacs+ | 0 | 34,000 34 Thou+ | 5,37,425 5 Lacs+ | 0 | 45,56,442 45 Lacs+ |
| 211 | A Sampath | Kerala | Attingal | CPI(M) | 3,20,900 3 Lacs+ | 0 | 20,51,625 20 Lacs+ | 88,208 88 Thou+ | 16,77,600 16 Lacs+ | 4,06,537 4 Lacs+ | 0 | 45,44,870 45 Lacs+ |
| 212 | Gaikwad Sunil Baliram | Maharashtra | Latur | BJP | 15,35,819 15 Lacs+ | 1,60,189 1 Lacs+ | 1,70,750 1 Lacs+ | 2,38,976 2 Lacs+ | 8,58,431 8 Lacs+ | 1,22,880 1 Lacs+ | 0 | 45,36,045 45 Lacs+ |

Data in this Kit is presented in good faith, with an intention to inform voters. MPs' Election Expenditure Affidavits from the ECI Website (www.eci.nic.in) is the source of this analysis. Website:-
www.adrindia.org, www.myneta.info

| S.No. | Name | State | Constituency | Party | Expense incurred on Public Meetings and Processions without star | Expense incurred on Public Meetings and Processions with star | Expense incurred on Campaign Materials | Expense incurred on Campaigning through electronic/print media | Expense incurred on Vehicles Used | Expenses on campaign workers | Other misc expenses | Total expense declared |
|-------|--------------------------|----------------|---------------------|--------|--|---|--|--|-----------------------------------|------------------------------|-----------------------|------------------------|
| 213 | Sharad Bansode | Maharashtra | Solapur | BJP | 10,85,484 10 Lacs+ | 8,89,300 8 Lacs+ | 0 | 15,13,440 15 Lacs+ | 6,75,500 6 Lacs+ | 1,69,100 1 Lacs+ | 2,02,341 2 Lacs+ | 45,35,165 45 Lacs+ |
| 214 | Patel Dilipbhai Manibhai | Gujarat | Anand | BJP | **25,64,071 25 Lacs+ | **4,63,775 4 Lacs+ | 0 | **1,54,880 1 Lacs+ | **12,26,520 12 Lacs+ | **6,380 6 Thou+ | **1,17,698 1 Lacs+ | 45,33,324 45 Lacs+ |
| 215 | Sadhavi Niranjana Jyoti | Uttar Pradesh | Fatehpur | BJP | **99,651 99 Thou+ | **7,26,173 7 Lacs+ | **3,09,504 3 Lacs+ | 0 | **31,66,543 31 Lacs+ | **2,22,610 2 Lacs+ | 0 | 45,24,481 45 Lacs+ |
| 216 | Dr. J. Jayavardhan | Tamil Nadu | Chennai South | AIADMK | 13,39,255 13 Lacs+ | 7,88,593 7 Lacs+ | 0 | 6,07,792 6 Lacs+ | 7,65,000 7 Lacs+ | 10,20,000 10 Lacs+ | 0 | 45,20,640 45 Lacs+ |
| 217 | Dinesh Kashyap | Chhattisgarh | Bastar | BJP | 9,53,655 9 Lacs+ | 5,14,399 5 Lacs+ | 12,42,161 12 Lacs+ | 0 | 12,49,518 12 Lacs+ | 5,59,155 5 Lacs+ | 0 | 45,18,888 45 Lacs+ |
| 218 | Rajesh Pandey Urf Guddu | Uttar Pradesh | Kushi Nagar | BJP | 1,35,415 1 Lacs+ | 4,34,500 4 Lacs+ | 0 | 1,69,809 1 Lacs+ | 25,11,598 25 Lacs+ | 12,20,641 12 Lacs+ | 43,037 43 Thou+ | 45,15,000 45 Lacs+ |
| 219 | Sukhbir Singh Jaunapuria | Rajasthan | Tonk-Sawai Madhopur | BJP | 3,19,061 3 Lacs+ | 17,11,297 17 Lacs+ | 4,52,844 4 Lacs+ | 11,66,742 11 Lacs+ | 5,09,063 5 Lacs+ | 1,26,500 1 Lacs+ | 2,14,417 2 Lacs+ | 44,99,924 44 Lacs+ |
| 220 | Renuka Sinha | West Bengal | Coochbehar | AITC | 5,15,605 5 Lacs+ | 9,76,897 9 Lacs+ | 28,44,029 28 Lacs+ | 0 | 1,12,543 1 Lacs+ | 27,341 27 Thou+ | 12,500 12 Thou+ | 44,88,915 44 Lacs+ |
| 221 | Danve Raosaheb Dadarao | Maharashtra | Jalna | BJP | 13,92,237 13 Lacs+ | 6,28,411 6 Lacs+ | 6,19,642 6 Lacs+ | 4,31,062 4 Lacs+ | 8,90,615 8 Lacs+ | 4,84,945 4 Lacs+ | 25,665 25 Thou+ | 44,62,477 44 Lacs+ |
| 222 | Ganesh Singh | Madhya Pradesh | Satna | BJP | 13,98,400 13 Lacs+ | 5,99,880 5 Lacs+ | 4,000 4 Thou+ | 2,06,227 2 Lacs+ | 19,26,764 19 Lacs+ | 2,93,170 2 Lacs+ | 33,874 33 Thou+ | 44,62,315 44 Lacs+ |
| 223 | Arka Keshari Deo | Orissa | Kalahandi | BJD | 1,37,500 1 Lacs+ | 4,00,819 4 Lacs+ | 2,66,240 2 Lacs+ | 0 | 8,55,000 8 Lacs+ | 6,84,000 6 Lacs+ | 21,14,748 21 Lacs+ | 44,58,307 44 Lacs+ |
| 224 | Vijay Kumar Singh | Uttar Pradesh | Ghaziabad | BJP | 17,73,570 17 Lacs+ | 4,91,555 4 Lacs+ | 9,55,322 9 Lacs+ | 7,97,042 7 Lacs+ | 4,13,600 4 Lacs+ | 24,299 24 Thou+ | 0 | 44,55,388 44 Lacs+ |
| 225 | Dr. Sanjay Jayaswal | Bihar | Paschim Champaran | BJP | **20,113 20 Thou+ | **2,42,300 2 Lacs+ | **3,66,980 3 Lacs+ | **1,41,905 1 Lacs+ | **26,41,663 26 Lacs+ | **4,42,400 4 Lacs+ | **5,90,425 5 Lacs+ | 44,45,787 44 Lacs+ |
| 226 | Ranjit Singh Brahmura | Punjab | Khadoor Sahib | SAD | 19,66,089 19 Lacs+ | 10,81,062 10 Lacs+ | 8,14,662 8 Lacs+ | 3,20,167 3 Lacs+ | 2,48,000 2 Lacs+ | 0 | 0 | 44,29,980 44 Lacs+ |

Data in this Kit is presented in good faith, with an intention to inform voters. MPs' Election Expenditure Affidavits from the ECI Website (www.eci.nic.in) is the source of this analysis. Website:- www.adrindia.org, www.myneta.info

| S.No. | Name | State | Constituency | Party | Expense incurred on Public Meetings and Processions without star | Expense incurred on Public Meetings and Processions with star | Expense incurred on Campaign Materials | Expense incurred on Campaigning through electronic/print media | Expense incurred on Vehicles Used | Expenses on campaign workers | Other misc expenses | Total expense declared |
|-------|------------------------------|----------------------|----------------------|---------------------------|--|---|--|--|-----------------------------------|------------------------------|-----------------------|------------------------|
| 227 | Choudhary Mahboob Ali Kaiser | Bihar | Khagaria | LJP | 1,48,230 1 Lacs+ | 1,51,000 1 Lacs+ | 0 | 99,790 99 Thou+ | 18,26,554 18 Lacs+ | 4,69,200 4 Lacs+ | 17,32,754 17 Lacs+ | 44,27,528 44 Lacs+ |
| 228 | Geete Anant Gangaram | Maharashtra | Raigad | SHIV SENA | 21,22,075 21 Lacs+ | 2,69,153 2 Lacs+ | 15,36,166 15 Lacs+ | 1,11,516 1 Lacs+ | 2,36,943 2 Lacs+ | 1,49,163 1 Lacs+ | 0 | 44,25,016 44 Lacs+ |
| 229 | Dileep Singh Bhuriya | Madhya Pradesh | Ratlam | BJP | **2,23,436 2 Lacs+ | **8,36,490 8 Lacs+ | **4,17,005 4 Lacs+ | **1,62,980 1 Lacs+ | **23,57,000 23 Lacs+ | **2,90,624 2 Lacs+ | **1,10,600 1 Lacs+ | 43,98,135 43 Lacs+ |
| 230 | Ramesh Pokhariyal Nishank | Uttarakhand | Hardwar | BJP | 3,39,860 3 Lacs+ | 1,27,750 1 Lacs+ | 13,61,795 13 Lacs+ | 4,57,538 4 Lacs+ | 7,43,050 7 Lacs+ | 3,51,450 3 Lacs+ | 10,06,256 10 Lacs+ | 43,87,699 43 Lacs+ |
| 231 | Ramesh Bais | Chhattisgarh | Raipur | BJP | 20,38,080 20 Lacs+ | 0 | 17,07,409 17 Lacs+ | 82,978 82 Thou+ | 4,52,100 4 Lacs+ | 99,200 99 Thou+ | 0 | 43,79,767 43 Lacs+ |
| 232 | Parbhubhai Nagarbhai Vasava | Gujarat | Bardoli | BJP | 19,15,458 19 Lacs+ | 9,70,650 9 Lacs+ | 74,867 74 Thou+ | 0 | 2,90,200 2 Lacs+ | 0 | 11,19,450 11 Lacs+ | 43,70,625 43 Lacs+ |
| 233 | Pratima Mondal | West Bengal | Jaynagar | AITC | 14,24,456 14 Lacs+ | 3,55,500 3 Lacs+ | 10,20,090 10 Lacs+ | 0 | 95,657 95 Thou+ | 9,00,000 9 Lacs+ | 5,70,182 5 Lacs+ | 43,65,885 43 Lacs+ |
| 234 | Natubhai G. Patel | Dadra & Nagar Haveli | Dadra & Nagar Haveli | BJP | 28,17,346 28 Lacs+ | 0 | 5,95,950 5 Lacs+ | 2,715 2 Thou+ | 8,75,090 8 Lacs+ | 0 | 60,700 60 Thou+ | 43,64,301 43 Lacs+ |
| 235 | Upendra Kushwaha | Bihar | Karakat | Rashtriya Lok Samta Party | 11,78,240 11 Lacs+ | 11,10,707 11 Lacs+ | 0 | 41,168 41 Thou+ | 17,74,720 17 Lacs+ | 2,18,307 2 Lacs+ | 25,000 25 Thou+ | 43,48,142 43 Lacs+ |
| 236 | Bharat Singh | Uttar Pradesh | Ballia | BJP | 8,28,330 8 Lacs+ | 6,69,174 6 Lacs+ | 92,600 92 Thou+ | 6,67,427 6 Lacs+ | 18,79,012 18 Lacs+ | 1,96,350 1 Lacs+ | 0 | 43,32,893 43 Lacs+ |
| 237 | Mukesh Rajput | Uttar Pradesh | Farrukhabad | BJP | 1,54,789 1 Lacs+ | 1,60,150 1 Lacs+ | 3,82,462 3 Lacs+ | 5,14,323 5 Lacs+ | 28,14,800 28 Lacs+ | 13,540 13 Thou+ | 2,80,950 2 Lacs+ | 43,21,014 43 Lacs+ |
| 238 | A P Jithender Reddy | Andhra Pradesh | Mahbubnagar | TRS | 2,57,488 2 Lacs+ | 3,14,831 3 Lacs+ | 2,69,806 2 Lacs+ | 4,62,052 4 Lacs+ | 13,49,436 13 Lacs+ | 8,62,500 8 Lacs+ | 8,00,365 8 Lacs+ | 43,16,478 43 Lacs+ |
| 239 | Senguttuvan, B. | Tamil Nadu | Vellore | AIADMK | 34,97,894 34 Lacs+ | 0 | 0 | 0 | 1,20,000 1 Lacs+ | 5,45,900 5 Lacs+ | 1,36,950 1 Lacs+ | 43,00,744 43 Lacs+ |

Data in this Kit is presented in good faith, with an intention to inform voters. MPs' Election Expenditure Affidavits from the ECI Website (www.eci.nic.in) is the source of this analysis. Website:-
www.adrindia.org, www.myneta.info

| S.No. | Name | State | Constituency | Party | Expense incurred on Public Meetings and Processions without star | Expense incurred on Public Meetings and Processions with star | Expense incurred on Campaign Materials | Expense incurred on Campaigning through electronic/print media | Expense incurred on Vehicles Used | Expenses on campaign workers | Other misc expenses | Total expense declared |
|-------|--------------------------------|-------------------|----------------|-----------|--|---|--|--|-----------------------------------|------------------------------|---------------------|------------------------|
| 240 | Bhabhor Jsvantsinh Sumanbhai | Gujarat | Dahod | BJP | 26,23,312 26 Lacs+ | 9,59,252 9 Lacs+ | 2,13,000 2 Lacs+ | 1,37,753 1 Lacs+ | 3,61,300 3 Lacs+ | 0 | 0 | 42,94,617 42 Lacs+ |
| 241 | Nihalchand | Rajasthan | Ganganagar | BJP | 1,71,455 1 Lacs+ | 2,87,874 2 Lacs+ | 5,84,084 5 Lacs+ | 7,48,559 7 Lacs+ | 14,16,000 14 Lacs+ | 10,74,070 10 Lacs+ | 12,500 12 Thou+ | 42,94,542 42 Lacs+ |
| 242 | Barne Shirang Chandu | Maharashtra | Maval | SHIV SENA | 22,43,594 22 Lacs+ | 2,57,370 2 Lacs+ | 1,01,860 1 Lacs+ | 1,52,600 1 Lacs+ | 4,69,800 4 Lacs+ | 7,49,050 7 Lacs+ | 3,04,876 3 Lacs+ | 42,79,150 42 Lacs+ |
| 243 | Dinesh Trivedi | West Bengal | Barrackpur | AITC | 35,76,354 35 Lacs+ | 2,38,470 2 Lacs+ | 1,17,786 1 Lacs+ | 0 | 2,99,570 2 Lacs+ | 0 | 25,000 25 Thou+ | 42,57,180 42 Lacs+ |
| 244 | Chudasama Rajeshbhai Naranbhai | Gujarat | Junagadh | BJP | 22,06,468 22 Lacs+ | 1,38,451 1 Lacs+ | 12,30,633 12 Lacs+ | 1,75,888 1 Lacs+ | 2,08,200 2 Lacs+ | 2,82,750 2 Lacs+ | 0 | 42,42,390 42 Lacs+ |
| 245 | Riti Pathak | Madhya Pradesh | Sidhi | BJP | 0 | 1,16,674 1 Lacs+ | 2,69,449 2 Lacs+ | 37,000 37 Thou+ | 37,65,869 37 Lacs+ | 7,000 7 Thou+ | 33,520 33 Thou+ | 42,29,512 42 Lacs+ |
| 246 | Ninong Ering | Arunachal Pradesh | Arunachal East | INC | 57,000 57 Thou+ | 8,92,131 8 Lacs+ | 95,000 95 Thou+ | 0 | 10,57,391 10 Lacs+ | 20,55,075 20 Lacs+ | 69,777 69 Thou+ | 42,26,374 42 Lacs+ |
| 247 | Dr.Murli Manohar Joshi | Uttar Pradesh | Kanpur | BJP | 1,76,898 1 Lacs+ | 6,71,000 6 Lacs+ | 3,50,090 3 Lacs+ | 18,68,580 18 Lacs+ | 6,04,700 6 Lacs+ | 5,34,120 5 Lacs+ | 0 | 42,05,388 42 Lacs+ |
| 248 | Radhakrishnan P. | Tamil Nadu | Kanniyakumari | BJP | 2,07,350 2 Lacs+ | 4,38,600 4 Lacs+ | 15,68,800 15 Lacs+ | 3,51,909 3 Lacs+ | 14,90,300 14 Lacs+ | 94,020 94 Thou+ | 50,701 50 Thou+ | 42,01,680 42 Lacs+ |
| 249 | Janardan Singh Sigriwal | Bihar | Maharajganj | BJP | 2,17,300 2 Lacs+ | 8,53,151 8 Lacs+ | 1,51,780 1 Lacs+ | 24,446 24 Thou+ | 21,67,465 21 Lacs+ | 6,54,956 6 Lacs+ | 1,10,830 1 Lacs+ | 41,79,928 41 Lacs+ |
| 250 | Suwendu Adhikari | West Bengal | Tamluk | AITC | 1,91,890 1 Lacs+ | 2,00,609 2 Lacs+ | 28,93,760 28 Lacs+ | 5,70,000 5 Lacs+ | 1,44,984 1 Lacs+ | 1,73,500 1 Lacs+ | 0 | 41,74,743 41 Lacs+ |
| 251 | Savitri Thakur | Madhya Pradesh | Dhar | BJP | 1,55,550 1 Lacs+ | 12,81,800 12 Lacs+ | 6,33,324 6 Lacs+ | 88,509 88 Thou+ | 13,26,800 13 Lacs+ | 5,34,150 5 Lacs+ | 1,54,423 1 Lacs+ | 41,74,556 41 Lacs+ |
| 252 | Bhagwanth | Karnataka | Bidar | BJP | 2,56,231 2 Lacs+ | 5,15,500 5 Lacs+ | 1,24,430 1 Lacs+ | 1,28,584 1 Lacs+ | 29,53,400 29 Lacs+ | 1,47,600 1 Lacs+ | 0 | 41,25,745 41 Lacs+ |
| 253 | Ajay Kumar | Uttar Pradesh | Kheri | BJP | 90,401 90 Thou+ | 2,42,390 2 Lacs+ | 4,72,577 4 Lacs+ | 35,000 35 Thou+ | 26,89,349 26 Lacs+ | 5,94,646 5 Lacs+ | 0 | 41,24,363 41 Lacs+ |

Data in this Kit is presented in good faith, with an intention to inform voters. MPs' Election Expenditure Affidavits from the ECI Website (www.eci.nic.in) is the source of this analysis. Website:- www.adrindia.org, www.myneta.info

| S.No. | Name | State | Constituency | Party | Expense incurred on Public Meetings and Processions without star | Expense incurred on Public Meetings and Processions with star | Expense incurred on Campaign Materials | Expense incurred on Campaigning through electronic/print media | Expense incurred on Vehicles Used | Expenses on campaign workers | Other misc expenses | Total expense declared |
|-------|--|-------------------------------------|----------------------|-----------|--|---|--|--|-----------------------------------|------------------------------|-----------------------|------------------------|
| 254 | Nandkumar Singh Chouhan | Madhya Pradesh | Khandwa | BJP | 3,74,115 3 Lacs+ | 4,87,816 4 Lacs+ | 2,44,085 2 Lacs+ | 2,50,000 2 Lacs+ | 26,55,215 26 Lacs+ | 0 | 1,11,190 1 Lacs+ | 41,22,421 41 Lacs+ |
| 255 | Manoj Tiwari | National Capital Territory Of Delhi | North East Delhi | BJP | 17,54,253 17 Lacs+ | 1,10,000 1 Lacs+ | 11,62,228 11 Lacs+ | 29,070 29 Thou+ | 5,48,900 5 Lacs+ | 5,10,400 5 Lacs+ | 0 | 41,14,851 41 Lacs+ |
| 256 | Anantkumar Hegde | Karnataka | Uttara Kannada | BJP | 12,91,843 12 Lacs+ | 36,000 36 Thou+ | 7,66,811 7 Lacs+ | 2,02,720 2 Lacs+ | 14,95,350 14 Lacs+ | 2,42,068 2 Lacs+ | 70,204 70 Thou+ | 41,04,996 41 Lacs+ |
| 257 | P K Sreemathi | Kerala | Kannur | CPI(M) | 6,58,340 6 Lacs+ | 2,08,295 2 Lacs+ | 12,38,494 12 Lacs+ | 87,635 87 Thou+ | 16,96,250 16 Lacs+ | 1,47,259 1 Lacs+ | 60,684 60 Thou+ | 40,96,957 40 Lacs+ |
| 258 | Raj Kumar Singh | Bihar | Arrah | BJP | **2,44,705 2 Lacs+ | **6,50,398 6 Lacs+ | **5,05,850 5 Lacs+ | **3,68,615 3 Lacs+ | **14,02,000 14 Lacs+ | 0 | **9,14,764 9 Lacs+ | 40,86,332 40 Lacs+ |
| 259 | Yashwant Singh | Uttar Pradesh | Nagina | BJP | 5,59,791 5 Lacs+ | 30,700 30 Thou+ | 6,03,589 6 Lacs+ | 22,470 22 Thou+ | 28,50,150 28 Lacs+ | 3,000 3 Thou+ | 0 | 40,69,700 40 Lacs+ |
| 260 | Hukum Singh | Uttar Pradesh | Kairana | BJP | 12,72,880 12 Lacs+ | 1,26,100 1 Lacs+ | 81,868 81 Thou+ | 1,21,750 1 Lacs+ | 24,65,785 24 Lacs+ | 0 | 0 | 40,68,383 40 Lacs+ |
| 261 | Gawali Bhavana Pundlikrao | Maharashtra | Yavatmal-Washim | SHIV SENA | 6,07,849 6 Lacs+ | 1,81,017 1 Lacs+ | 9,77,061 9 Lacs+ | 6,48,898 6 Lacs+ | 16,00,701 16 Lacs+ | 14,720 14 Thou+ | 35,307 35 Thou+ | 40,65,553 40 Lacs+ |
| 262 | Ramesh Jigajinagi | Karnataka | Bijapur | BJP | 4,72,240 4 Lacs+ | 11,75,656 11 Lacs+ | 44,454 44 Thou+ | 98,108 98 Thou+ | 17,55,100 17 Lacs+ | 3,54,800 3 Lacs+ | 1,65,100 1 Lacs+ | 40,65,458 40 Lacs+ |
| 263 | Poonam Mahajan Alias Poonam Vajendla Rao | Maharashtra | Mumbai North Central | BJP | 15,37,228 15 Lacs+ | 8,77,045 8 Lacs+ | 8,56,897 8 Lacs+ | 0 | 2,35,126 2 Lacs+ | 5,57,896 5 Lacs+ | 0 | 40,64,192 40 Lacs+ |
| 264 | P P Choudhary | Rajasthan | Pali | BJP | 5,79,519 5 Lacs+ | 8,36,038 8 Lacs+ | 1,48,976 1 Lacs+ | 3,11,220 3 Lacs+ | 19,53,550 19 Lacs+ | 1,67,000 1 Lacs+ | 66,079 66 Thou+ | 40,62,383 40 Lacs+ |
| 265 | Vinod Kumar | Uttar Pradesh | Kaushambi | BJP | **6,16,432 6 Lacs+ | 0 | **4,90,188 4 Lacs+ | **91,066 91 Thou+ | **24,37,881 24 Lacs+ | 0 | **4,25,260 4 Lacs+ | 40,60,827 40 Lacs+ |
| 266 | Udhaya Kumar .M | Tamil Nadu | Dindigul | AIADMK | 4,15,500 4 Lacs+ | 10,250 10 Thou+ | 13,01,160 13 Lacs+ | 0 | 11,99,750 11 Lacs+ | 1,77,790 1 Lacs+ | 9,52,810 9 Lacs+ | 40,57,260 40 Lacs+ |

Data in this Kit is presented in good faith, with an intention to inform voters. MPs' Election Expenditure Affidavits from the ECI Website (www.eci.nic.in) is the source of this analysis. Website:- www.adrindia.org, www.myneta.info

| S.No. | Name | State | Constituency | Party | Expense incurred on Public Meetings and Processions without star | Expense incurred on Public Meetings and Processions with star | Expense incurred on Campaign Materials | Expense incurred on Campaigning through electronic/print media | Expense incurred on Vehicles Used | Expenses on campaign workers | Other misc expenses | Total expense declared |
|-------|----------------------|-------------------------------------|-----------------|--------|--|---|--|--|-----------------------------------|------------------------------|-----------------------|-------------------------|
| 267 | Smt. Kamla Patle | Chhattisgarh | Janjgir-Champa | BJP | **8,18,413 8 Lacs+ | **3,23,508 3 Lacs+ | **1,55,952 1 Lacs+ | **2,80,634 2 Lacs+ | **15,44,897 15 Lacs+ | **7,95,765 7 Lacs+ | **1,08,740 1 Lacs+ | 40,27,909 40 Lacs+ |
| 268 | Gadkari Nitin Jairam | Maharashtra | Nagpur | BJP | **12,93,227 12 Lacs+ | **3,66,496 3 Lacs+ | **4,97,192 4 Lacs+ | **7,92,283 7 Lacs+ | **8,13,938 8 Lacs+ | 0 | **2,62,943 2 Lacs+ | 40,26,079 40 Lacs+ |
| 269 | Kalyan Banerjee | West Bengal | Sreerampur | AITC | 29,03,373 29 Lacs+ | 2,46,000 2 Lacs+ | 1,29,000 1 Lacs+ | 4,04,147 4 Lacs+ | 1,42,238 1 Lacs+ | 2,00,000 2 Lacs+ | 0 | 40,24,758 40 Lacs+ |
| 270 | Pannerselvam.V | Tamil Nadu | Salem | AIADMK | 0 | 0 | 28,32,041 28 Lacs+ | 73,326 73 Thou+ | 7,90,700 7 Lacs+ | 13,950 13 Thou+ | 3,13,863 3 Lacs+ | 40,23,880 40 Lacs+ |
| 271 | Neelam | Uttar Pradesh | Lalganj | BJP | 10,23,088 10 Lacs+ | 4,95,768 4 Lacs+ | 0 | 1,23,175 1 Lacs+ | 23,75,282 23 Lacs+ | 0 | 0 | 40,23,572 40 Lacs+ |
| 272 | Abhishek Banerjee | West Bengal | Diamond Harbour | AITC | 7,54,056 7 Lacs+ | 0 | 22,57,981 22 Lacs+ | 0 | 2,98,879 2 Lacs+ | 7,03,836 7 Lacs+ | 0 | 40,14,752 40 Lacs+ |
| 273 | Jagdambika Pal | Uttar Pradesh | Domariyaganj | BJP | **2,90,233 2 Lacs+ | **2,17,850 2 Lacs+ | 0 | **90,264 90 Thou+ | **29,85,800 29 Lacs+ | **4,30,295 4 Lacs+ | 0 | **40,14,442 40 Lacs+ |
| 274 | Dr. K.C.Patel | Gujarat | Valsad | BJP | **28,66,144 28 Lacs+ | **6,36,186 6 Lacs+ | 0 | 0 | **5,02,130 5 Lacs+ | **8,000 8 Thou+ | 0 | 40,12,460 40 Lacs+ |
| 275 | Radha Mohan Singh | Bihar | Purvi Champaran | BJP | 0 | **4,79,952 4 Lacs+ | **3,31,500 3 Lacs+ | **2,51,678 2 Lacs+ | **19,14,350 19 Lacs+ | **9,55,556 9 Lacs+ | **75,180 75 Thou+ | 40,08,216 40 Lacs+ |
| 276 | Mahesh Giri | National Capital Territory Of Delhi | East Delhi | BJP | 15,35,907 15 Lacs+ | 3,22,161 3 Lacs+ | 14,31,485 14 Lacs+ | 3,57,568 3 Lacs+ | 3,36,910 3 Lacs+ | 0 | 22,795 22 Thou+ | 40,06,826 40 Lacs+ |
| 277 | Daddan Mishra | Uttar Pradesh | Shrawasti | BJP | 2,97,345 2 Lacs+ | 0 | 54,253 54 Thou+ | 2,28,282 2 Lacs+ | 24,09,381 24 Lacs+ | 2,92,000 2 Lacs+ | 4,19,274 4 Lacs+ | 40,00,535 40 Lacs+ |
| 278 | Dr. Banshilal Mahato | Chhattisgarh | Korba | BJP | 7,67,557 7 Lacs+ | 20,04,102 20 Lacs+ | 3,53,249 3 Lacs+ | 35,606 35 Thou+ | 8,17,950 8 Lacs+ | 2,000 2 Thou+ | 11,880 11 Thou+ | 39,92,344 39 Lacs+ |
| 279 | Parthipan, R. | Tamil Nadu | Theni | AIADMK | 10,63,721 10 Lacs+ | 1,14,500 1 Lacs+ | 8,90,887 8 Lacs+ | 2,50,000 2 Lacs+ | 14,03,875 14 Lacs+ | 2,61,130 2 Lacs+ | 0 | 39,84,113 39 Lacs+ |

Data in this Kit is presented in good faith, with an intention to inform voters. MPs' Election Expenditure Affidavits from the ECI Website (www.eci.nic.in) is the source of this analysis. Website:-
www.adrindia.org, www.myneta.info

| S.No. | Name | State | Constituency | Party | Expense incurred on Public Meetings and Processions without star | Expense incurred on Public Meetings and Processions with star | Expense incurred on Campaign Materials | Expense incurred on Campaigning through electronic/print media | Expense incurred on Vehicles Used | Expenses on campaign workers | Other misc expenses | Total expense declared |
|-------|----------------------------------|----------------|-----------------|-------|--|---|--|--|-----------------------------------|------------------------------|-------------------------|------------------------|
| 280 | Satish Dubey | Bihar | Valmiki Nagar | BJP | 0 | **71,481 71 Thou+ | **25,300 25 Thou+ | **62,568 62 Thou+ | **28,92,643 28 Lacs+ | **8,98,441 8 Lacs+ | **27,436 27 Thou+ | 39,77,869 39 Lacs+ |
| 281 | C N Jayadevan | Kerala | Thrissur | CPI | 13,82,629 13 Lacs+ | 2,50,131 2 Lacs+ | 14,07,579 14 Lacs+ | 16,000 16 Thou+ | 9,14,100 9 Lacs+ | 0 | 0 | 39,70,439 39 Lacs+ |
| 282 | Jual Oram | Orissa | Sundargarh | BJP | 5,26,446 5 Lacs+ | 6,11,340 6 Lacs+ | 1,06,880 1 Lacs+ | 9,796 9 Thou+ | 3,91,200 3 Lacs+ | 22,19,000 22 Lacs+ | 98,402 98 Thou+ | 39,63,064 39 Lacs+ |
| 283 | Abu Hasem Kahn Chowdhury | West Bengal | Maldaha Dakshin | INC | 22,04,953 22 Lacs+ | 0 | 10,19,911 10 Lacs+ | 2,05,000 2 Lacs+ | 4,26,969 4 Lacs+ | 1,02,675 1 Lacs+ | 0 | 39,59,508 39 Lacs+ |
| 284 | Prakash Hukkeri | Karnataka | Chikkodi | INC | 6,48,777 6 Lacs+ | 11,32,662 11 Lacs+ | 6,63,400 6 Lacs+ | 0 | 12,47,700 12 Lacs+ | 1,84,100 1 Lacs+ | 78,658 78 Thou+ | 39,55,297 39 Lacs+ |
| 285 | Nagendra Singh | Madhya Pradesh | Khajuraho | BJP | 2,49,165 2 Lacs+ | 6,24,500 6 Lacs+ | 3,33,317 3 Lacs+ | 20,000 20 Thou+ | 25,89,200 25 Lacs+ | 1,36,900 1 Lacs+ | 0 | 39,53,082 39 Lacs+ |
| 286 | Shibu Soren | Jharkhand | Dumka | JMM | 24,92,502 24 Lacs+ | 2,61,035 2 Lacs+ | 3,28,110 3 Lacs+ | 1,02,724 1 Lacs+ | 2,56,794 2 Lacs+ | 5,10,500 5 Lacs+ | 0 | 39,51,666 39 Lacs+ |
| 287 | Deepender Singh | Haryana | Rohtak | INC | **1,77,810 1 Lacs+ | 0 | **5,17,900 5 Lacs+ | **9,24,859 9 Lacs+ | **10,17,400 10 Lacs+ | **1,40,724 1 Lacs+ | **11,72,913 11 Lacs+ | 39,51,306 39 Lacs+ |
| 288 | Dhotre Sanjay Shyamrao | Maharashtra | Akola | BJP | 3,13,716 3 Lacs+ | 2,47,701 2 Lacs+ | 3,28,213 3 Lacs+ | 5,99,768 5 Lacs+ | 15,15,700 15 Lacs+ | 1,09,587 1 Lacs+ | 8,29,805 8 Lacs+ | 39,44,490 39 Lacs+ |
| 289 | Rahul Gandhi | Uttar Pradesh | Amethi | INC | 11,30,755 11 Lacs+ | 7,94,303 7 Lacs+ | 7,90,230 7 Lacs+ | 68,237 68 Thou+ | 9,64,832 9 Lacs+ | 1,62,765 1 Lacs+ | 0 | 39,11,123 39 Lacs+ |
| 290 | Rodmal Nagar | Madhya Pradesh | Rajgarh | BJP | 22,705 22 Thou+ | 2,44,962 2 Lacs+ | 4,05,340 4 Lacs+ | 4,28,706 4 Lacs+ | 16,81,740 16 Lacs+ | 86,930 86 Thou+ | 10,36,318 10 Lacs+ | 39,06,701 39 Lacs+ |
| 291 | Santosh Gangwar | Uttar Pradesh | Bareilly | BJP | 75,857 75 Thou+ | 4,59,046 4 Lacs+ | 5,50,821 5 Lacs+ | 9,22,283 9 Lacs+ | 12,87,446 12 Lacs+ | 50,000 50 Thou+ | 5,75,936 5 Lacs+ | 38,96,390 38 Lacs+ |
| 292 | Devendra Singh Urf Bhole Singh | Uttar Pradesh | Akbarpur | BJP | 4,35,017 4 Lacs+ | 6,24,000 6 Lacs+ | 46,556 46 Thou+ | 2,16,744 2 Lacs+ | 24,27,879 24 Lacs+ | 26,164 26 Thou+ | 1,17,352 1 Lacs+ | 38,93,712 38 Lacs+ |
| 293 | Rakesh Singh Urf Ghanshyam Singh | Madhya Pradesh | Jabalpur | BJP | 3,80,099 3 Lacs+ | 5,57,500 5 Lacs+ | 8,35,235 8 Lacs+ | 8,15,327 8 Lacs+ | 10,02,879 10 Lacs+ | 2,04,750 2 Lacs+ | 97,254 97 Thou+ | 38,93,044 38 Lacs+ |

Data in this Kit is presented in good faith, with an intention to inform voters. MPs' Election Expenditure Affidavits from the ECI Website (www.eci.nic.in) is the source of this analysis. Website:-
www.adrindia.org, www.myneta.info

| S.No. | Name | State | Constituency | Party | Expense incurred on Public Meetings and Processions without star | Expense incurred on Public Meetings and Processions with star | Expense incurred on Campaign Materials | Expense incurred on Campaigning through electronic/print media | Expense incurred on Vehicles Used | Expenses on campaign workers | Other misc expenses | Total expense declared |
|-------|---|----------------|-----------------|-----------|--|---|--|--|-----------------------------------|------------------------------|---------------------|------------------------|
| 294 | Sankar Prasad Datta | Tripura | Tripura West | CPI(M) | 28,75,869 28 Lacs+ | 0 | 5,80,345 5 Lacs+ | 0 | 57,640 57 Thou+ | 1,64,630 1 Lacs+ | 2,13,379 2 Lacs+ | 38,91,863 38 Lacs+ |
| 295 | Jadhav Prataprao Ganpatrao | Maharashtra | Buldhana | SHIV SENA | 6,12,622 6 Lacs+ | 3,20,042 3 Lacs+ | 7,64,828 7 Lacs+ | 11,41,258 11 Lacs+ | 10,53,100 10 Lacs+ | 0 | 0 | 38,91,850 38 Lacs+ |
| 296 | Priyanka Singh Rawat | Uttar Pradesh | Barabanki | BJP | 2,81,234 2 Lacs+ | 9,78,938 9 Lacs+ | 8,98,218 8 Lacs+ | 0 | 7,36,800 7 Lacs+ | 9,72,452 9 Lacs+ | 13,207 13 Thou+ | 38,80,849 38 Lacs+ |
| 297 | Savitri Bai Foole | Uttar Pradesh | Bahraich | BJP | 19,24,643 19 Lacs+ | 1,79,206 1 Lacs+ | 0 | 0 | 11,14,660 11 Lacs+ | 1,84,558 1 Lacs+ | 4,74,061 4 Lacs+ | 38,77,128 38 Lacs+ |
| 298 | Nishikant Dubey | Jharkhand | Godda | BJP | 4,84,721 4 Lacs+ | 0 | 1,65,330 1 Lacs+ | 1,93,409 1 Lacs+ | 15,80,745 15 Lacs+ | 14,57,825 14 Lacs+ | 0 | 38,76,032 38 Lacs+ |
| 299 | (Maj Gen (Retd.)) Bhuwan Chandra Khanduri (Avsm) | Uttarakhand | Garhwal | BJP | **18,88,583 18 Lacs+ | **1,19,000 1 Lacs+ | 0 | **7,75,952 7 Lacs+ | **8,95,501 8 Lacs+ | **1,88,667 1 Lacs+ | 0 | 38,67,703 38 Lacs+ |
| 300 | Harish Chandra | Rajasthan | Dausa | BJP | 6,00,191 6 Lacs+ | 7,87,708 7 Lacs+ | 3,81,875 3 Lacs+ | 10,10,981 10 Lacs+ | 9,74,850 9 Lacs+ | 1,11,050 1 Lacs+ | 0 | 38,66,655 38 Lacs+ |
| 301 | Anoop Mishra | Madhya Pradesh | Morena | BJP | 1,69,583 1 Lacs+ | 4,39,746 4 Lacs+ | 5,54,716 5 Lacs+ | 3,22,417 3 Lacs+ | 21,52,500 21 Lacs+ | 1,64,723 1 Lacs+ | 62,254 62 Thou+ | 38,65,939 38 Lacs+ |
| 302 | Sugata Bose | West Bengal | Jadavpur | AITC | 10,80,325 10 Lacs+ | 79,684 79 Thou+ | 16,31,150 16 Lacs+ | 16,000 16 Thou+ | 74,880 74 Thou+ | 4,14,200 4 Lacs+ | 5,69,369 5 Lacs+ | 38,65,608 38 Lacs+ |
| 303 | D.K.Suresh | Karnataka | Bangalore Rural | INC | 10,17,540 10 Lacs+ | 0 | 4,31,509 4 Lacs+ | 77,440 77 Thou+ | 23,28,861 23 Lacs+ | 0 | 2,370 2 Thou+ | 38,57,720 38 Lacs+ |
| 304 | Faggan Singh Kulaste | Madhya Pradesh | Mandla | BJP | 3,63,193 3 Lacs+ | 5,95,364 5 Lacs+ | 0 | 0 | 22,15,154 22 Lacs+ | 6,81,710 6 Lacs+ | 0 | 38,55,421 38 Lacs+ |
| 305 | Dalpat Singh Paraste | Madhya Pradesh | Shahdol | BJP | 11,05,727 11 Lacs+ | 1,33,284 1 Lacs+ | 2,61,358 2 Lacs+ | 1,22,166 1 Lacs+ | 19,09,887 19 Lacs+ | 3,18,830 3 Lacs+ | 2,800 2 Thou+ | 38,54,052 38 Lacs+ |
| 306 | Adityanath | Uttar Pradesh | Gorakhpur | BJP | 13,39,110 13 Lacs+ | 2,74,175 2 Lacs+ | 3,39,672 3 Lacs+ | 0 | 7,50,934 7 Lacs+ | 6,92,225 6 Lacs+ | 4,32,256 4 Lacs+ | 38,28,373 38 Lacs+ |
| 307 | Rajkumar Saini | Haryana | Kurukshetra | BJP | 6,35,330 6 Lacs+ | 5,61,931 5 Lacs+ | 1,64,534 1 Lacs+ | 3,13,349 3 Lacs+ | 19,58,801 19 Lacs+ | 91,865 91 Thou+ | 97,973 97 Thou+ | 38,23,283 38 Lacs+ |

Data in this Kit is presented in good faith, with an intention to inform voters. MPs' Election Expenditure Affidavits from the ECI Website (www.eci.nic.in) is the source of this analysis. Website:-
www.adrindia.org, www.myneta.info

| S.No. | Name | State | Constituency | Party | Expense incurred on Public Meetings and Processions without star | Expense incurred on Public Meetings and Processions with star | Expense incurred on Campaign Materials | Expense incurred on Campaigning through electronic/print media | Expense incurred on Vehicles Used | Expenses on campaign workers | Other misc expenses | Total expense declared |
|-------|-----------------------|---------------------------|---------------------------|--------|--|---|--|--|-----------------------------------|------------------------------|---------------------|------------------------|
| 308 | Kamlesh Paswan | Uttar Pradesh | Bansgaon | BJP | 54,884 54 Thou+ | 1,98,550 1 Lacs+ | 0 | 75,144 75 Thou+ | 26,45,976 26 Lacs+ | 5,71,960 5 Lacs+ | 2,75,592 2 Lacs+ | 38,22,106 38 Lacs+ |
| 309 | Choudhury Mohan Jatua | West Bengal | Mathurapur | AITC | 30,55,100 30 Lacs+ | 3,00,000 3 Lacs+ | 4,00,000 4 Lacs+ | 0 | 66,018 66 Thou+ | 0 | 0 | 38,21,118 38 Lacs+ |
| 310 | Kanwar Singh Tanwar | Uttar Pradesh | Amroha | BJP | 4,46,082 4 Lacs+ | 6,97,650 6 Lacs+ | 1,83,936 1 Lacs+ | 10,02,703 10 Lacs+ | 10,46,250 10 Lacs+ | 1,79,372 1 Lacs+ | 2,64,749 2 Lacs+ | 38,20,742 38 Lacs+ |
| 311 | Maneka Sanjay Gandhi | Uttar Pradesh | Pilibhit | BJP | 13,19,589 13 Lacs+ | 2,78,461 2 Lacs+ | 1,44,036 1 Lacs+ | 55,860 55 Thou+ | 17,62,715 17 Lacs+ | 1,93,107 1 Lacs+ | 62,350 62 Thou+ | 38,16,118 38 Lacs+ |
| 312 | Bishnu Pada Ray | Andaman & Nicobar Islands | Andaman & Nicobar Islands | BJP | 12,62,513 12 Lacs+ | 58,900 58 Thou+ | 2,08,530 2 Lacs+ | 1,28,490 1 Lacs+ | 16,99,144 16 Lacs+ | 4,57,796 4 Lacs+ | 0 | 38,15,373 38 Lacs+ |
| 313 | Suresh Angadi | Karnataka | Belgaum | BJP | 5,42,841 5 Lacs+ | 11,22,992 11 Lacs+ | 4,63,832 4 Lacs+ | 3,62,400 3 Lacs+ | 13,10,800 13 Lacs+ | 0 | 0 | 38,02,865 38 Lacs+ |
| 314 | Sakuntala Laguri | Orissa | Keonjhar | BJD | 18,62,720 18 Lacs+ | 0 | 1,44,050 1 Lacs+ | 4,86,999 4 Lacs+ | 7,39,600 7 Lacs+ | 3,36,700 3 Lacs+ | 2,32,168 2 Lacs+ | 38,02,237 38 Lacs+ |
| 315 | Sultan Ahmed | West Bengal | Uluberia | AITC | 4,18,805 4 Lacs+ | 4,06,205 4 Lacs+ | 17,79,751 17 Lacs+ | 53,456 53 Thou+ | 4,62,066 4 Lacs+ | 5,67,821 5 Lacs+ | 1,09,559 1 Lacs+ | 37,97,663 37 Lacs+ |
| 316 | Ananth Kumar | Karnataka | Bangalore South | BJP | 8,30,019 8 Lacs+ | 1,70,000 1 Lacs+ | 2,00,355 2 Lacs+ | 3,59,785 3 Lacs+ | 12,48,900 12 Lacs+ | 9,55,050 9 Lacs+ | 30,000 30 Thou+ | 37,94,109 37 Lacs+ |
| 317 | G.M. Siddeshwara | Karnataka | Davanagere | BJP | 10,54,687 10 Lacs+ | 2,00,424 2 Lacs+ | 1,39,033 1 Lacs+ | 5,95,048 5 Lacs+ | 15,57,600 15 Lacs+ | 2,40,050 2 Lacs+ | 134 1 Hund+ | 37,86,976 37 Lacs+ |
| 318 | Bharathi Mohan R.K | Tamil Nadu | Mayiladuthurai | AIADMK | 6,81,550 6 Lacs+ | 0 | 17,26,175 17 Lacs+ | 1,28,626 1 Lacs+ | 10,67,380 10 Lacs+ | 1,46,160 1 Lacs+ | 25,944 25 Thou+ | 37,75,835 37 Lacs+ |
| 319 | Virendra Singh | Uttar Pradesh | Bhadohi | BJP | 8,16,459 8 Lacs+ | 4,63,970 4 Lacs+ | 1,65,540 1 Lacs+ | 1,90,951 1 Lacs+ | 16,40,600 16 Lacs+ | 4,72,109 4 Lacs+ | 25,600 25 Thou+ | 37,75,229 37 Lacs+ |
| 320 | Hariom | Uttar Pradesh | Ambedkar Nagar | BJP | 4,40,629 4 Lacs+ | 12,61,936 12 Lacs+ | 0 | 0 | 10,83,500 10 Lacs+ | 1,54,472 1 Lacs+ | 8,28,301 8 Lacs+ | 37,68,838 37 Lacs+ |

Data in this Kit is presented in good faith, with an intention to inform voters. MPs' Election Expenditure Affidavits from the ECI Website (www.eci.nic.in) is the source of this analysis. Website:-
www.adrindia.org, www.myneta.info

| S.No. | Name | State | Constituency | Party | Expense incurred on Public Meetings and Processions without star | Expense incurred on Public Meetings and Processions with star | Expense incurred on Campaign Materials | Expense incurred on Campaigning through electronic/print media | Expense incurred on Vehicles Used | Expenses on campaign workers | Other misc expenses | Total expense declared |
|-------|---------------------------------|-------------------------------------|-------------------|-------|--|---|--|--|-----------------------------------|------------------------------|----------------------|------------------------|
| 321 | Hari Manjhi | Bihar | Gaya | BJP | 2,51,905 2 Lacs+ | 98,890 98 Thou+ | 5,63,152 5 Lacs+ | 0 | 24,51,648 24 Lacs+ | 10,000 10 Thou+ | 3,89,515 3 Lacs+ | 37,65,110 37 Lacs+ |
| 322 | Narendra Modi | Uttar Pradesh | Varanasi | BJP | 9,46,587 9 Lacs+ | 35,967 35 Thou+ | 9,41,678 9 Lacs+ | 3,77,642 3 Lacs+ | 5,05,907 5 Lacs+ | 4,62,434 4 Lacs+ | 4,92,136 4 Lacs+ | 37,62,351 37 Lacs+ |
| 323 | Smt. Meenakshi Lekhi | National Capital Territory Of Delhi | New Delhi | BJP | 23,12,598 23 Lacs+ | 1,50,461 1 Lacs+ | 0 | 8,97,500 8 Lacs+ | 3,95,900 3 Lacs+ | 0 | 0 | 37,56,459 37 Lacs+ |
| 324 | Siraj Uddin Ajmal | Assam | Barpeta | AIUDF | 13,93,634 13 Lacs+ | 0 | 5,20,400 5 Lacs+ | 0 | 6,45,546 6 Lacs+ | 11,62,800 11 Lacs+ | 33,060 33 Thou+ | 37,55,440 37 Lacs+ |
| 325 | Sudhir Gupta | Madhya Pradesh | Mandsour | BJP | 6,88,275 6 Lacs+ | 4,06,881 4 Lacs+ | 6,17,663 6 Lacs+ | 3,59,455 3 Lacs+ | 12,32,578 12 Lacs+ | 4,44,882 4 Lacs+ | 0 | 37,49,734 37 Lacs+ |
| 326 | P.C. Gaddigoudar | Karnataka | Bagalkot | BJP | 7,25,323 7 Lacs+ | 6,94,403 6 Lacs+ | 1,45,836 1 Lacs+ | 0 | 12,66,240 12 Lacs+ | 9,12,632 9 Lacs+ | 0 | 37,44,434 37 Lacs+ |
| 327 | Rajiv Pratap Rudy | Bihar | Saran | BJP | 36,19,719 36 Lacs+ | 0 | 0 | 1,14,248 1 Lacs+ | 0 | 0 | 0 | 37,33,967 37 Lacs+ |
| 328 | Balka Suman | Andhra Pradesh | Peddapalle | TRS | 0 | 43,756 43 Thou+ | 2,69,000 2 Lacs+ | 24,72,022 24 Lacs+ | 1,23,955 1 Lacs+ | 8,23,560 8 Lacs+ | 0 | 37,32,293 37 Lacs+ |
| 329 | Shailesh Kumar Urph Bulu Mandal | Bihar | Bhagalpur | RJD | **6,85,983 6 Lacs+ | **5,73,990 5 Lacs+ | **5,62,874 5 Lacs+ | 0 | **17,56,168 17 Lacs+ | **1,34,458 1 Lacs+ | **17,763 17 Thou+ | 37,31,236 37 Lacs+ |
| 330 | C R Choudhary | Rajasthan | Nagaur | BJP | 1,47,140 1 Lacs+ | 10,38,264 10 Lacs+ | 7,39,941 7 Lacs+ | 8,25,421 8 Lacs+ | 8,14,400 8 Lacs+ | 1,49,071 1 Lacs+ | 0 | 37,14,237 37 Lacs+ |
| 331 | Kirit Somaiya | Maharashtra | Mumbai North East | BJP | 11,40,087 11 Lacs+ | 8,77,045 8 Lacs+ | 0 | 5,48,149 5 Lacs+ | 4,61,563 4 Lacs+ | 1,45,841 1 Lacs+ | 5,40,091 5 Lacs+ | 37,12,776 37 Lacs+ |
| 332 | Raghav Lakhanpal | Uttar Pradesh | Saharanpur | BJP | 4,54,716 4 Lacs+ | 82,870 82 Thou+ | 14,98,893 14 Lacs+ | 5,06,614 5 Lacs+ | 11,69,489 11 Lacs+ | 0 | 0 | 37,12,582 37 Lacs+ |
| 333 | Radheshyam Biswas | Assam | Karimganj | AIUDF | **2,18,367 2 Lacs+ | **5,11,600 5 Lacs+ | **7,31,012 7 Lacs+ | 0 | **9,39,957 9 Lacs+ | **12,85,560 12 Lacs+ | **22,000 22 Thou+ | 37,08,496 37 Lacs+ |

Data in this Kit is presented in good faith, with an intention to inform voters. MPs' Election Expenditure Affidavits from the ECI Website (www.eci.nic.in) is the source of this analysis. Website:-
www.adrindia.org, www.myneta.info

| S.No. | Name | State | Constituency | Party | Expense incurred on Public Meetings and Processions without star | Expense incurred on Public Meetings and Processions with star | Expense incurred on Campaign Materials | Expense incurred on Campaigning through electronic/print media | Expense incurred on Vehicles Used | Expenses on campaign workers | Other misc expenses | Total expense declared |
|-------|-------------------------------------|----------------|----------------------|-----------|--|---|--|--|-----------------------------------|------------------------------|----------------------|------------------------|
| 334 | Inderjit Singh | Haryana | Gurgaon | BJP | 2,23,391 2 Lacs+ | 8,25,386 8 Lacs+ | 3,07,210 3 Lacs+ | 5,42,664 5 Lacs+ | 17,05,100 17 Lacs+ | 0 | 1,02,073 1 Lacs+ | 37,05,824 37 Lacs+ |
| 335 | Vinayak Bhaurao Raut | Maharashtra | Ratnagiri Sindhudurg | SHIV SENA | 18,32,615 18 Lacs+ | 2,72,809 2 Lacs+ | 2,91,611 2 Lacs+ | 1,69,406 1 Lacs+ | 11,22,600 11 Lacs+ | 15,130 15 Thou+ | 0 | 37,04,171 37 Lacs+ |
| 336 | Ravindra Kumar Pandey | Jharkhand | Giridih | BJP | 31,436 31 Thou+ | 4,58,389 4 Lacs+ | 4,84,744 4 Lacs+ | 1,20,567 1 Lacs+ | 15,39,736 15 Lacs+ | 4,91,599 4 Lacs+ | 5,63,022 5 Lacs+ | 36,89,493 36 Lacs+ |
| 337 | Rattan Lal Kataria | Haryana | Ambala | BJP | **8,99,982 8 Lacs+ | **4,06,469 4 Lacs+ | **6,55,451 6 Lacs+ | **3,12,975 3 Lacs+ | **7,24,959 7 Lacs+ | **6,89,008 6 Lacs+ | 0 | 36,88,844 36 Lacs+ |
| 338 | Dr. Kakali Ghoshdostidar | West Bengal | Barasat | AITC | 32,37,118 32 Lacs+ | 3,14,208 3 Lacs+ | 0 | 20,000 20 Thou+ | 78,831 78 Thou+ | 0 | 25,000 25 Thou+ | 36,75,157 36 Lacs+ |
| 339 | Pinaki Mishra | Orissa | Puri | BJD | 13,84,891 13 Lacs+ | 3,17,960 3 Lacs+ | 10,01,811 10 Lacs+ | 4,47,343 4 Lacs+ | 1,83,426 1 Lacs+ | 2,45,493 2 Lacs+ | 87,273 87 Thou+ | 36,68,197 36 Lacs+ |
| 340 | Rabindra Kumar Jena | Orissa | Balasore | BJD | 16,54,427 16 Lacs+ | 5,02,109 5 Lacs+ | 8,12,317 8 Lacs+ | 3,71,159 3 Lacs+ | 3,27,150 3 Lacs+ | 0 | 0 | 36,67,162 36 Lacs+ |
| 341 | Vikram Usendi | Chhattisgarh | Kanker | BJP | 6,62,803 6 Lacs+ | 5,79,386 5 Lacs+ | 8,00,600 8 Lacs+ | 0 | 11,85,500 11 Lacs+ | 4,18,825 4 Lacs+ | 8,000 8 Thou+ | 36,55,114 36 Lacs+ |
| 342 | Anil Shirole | Maharashtra | Pune | BJP | 6,09,202 6 Lacs+ | 7,02,125 7 Lacs+ | 7,26,605 7 Lacs+ | 2,65,939 2 Lacs+ | 6,20,300 6 Lacs+ | 7,29,840 7 Lacs+ | 0 | 36,54,011 36 Lacs+ |
| 343 | K H Muniyappa | Karnataka | Kolar | INC | 7,96,387 7 Lacs+ | 0 | 0 | 10,01,571 10 Lacs+ | 14,01,000 14 Lacs+ | 1,34,050 1 Lacs+ | 3,01,100 3 Lacs+ | 36,34,108 36 Lacs+ |
| 344 | Dr.Dharam Vira Gandhi | Punjab | Patiala | AAP | **7,41,473 7 Lacs+ | 0 | 0 | **80,630 80 Thou+ | **7,45,673 7 Lacs+ | **50,500 50 Thou+ | **40,250 40 Thou+ | 36,15,549 36 Lacs+ |
| 345 | Kalikesh Narayan Singh Deo | Orissa | Bolangir | BJD | 4,96,650 4 Lacs+ | 8,19,386 8 Lacs+ | 7,44,915 7 Lacs+ | 1,447 1 Thou+ | 7,48,400 7 Lacs+ | 8,03,300 8 Lacs+ | 1,100 1 Thou+ | 36,15,198 36 Lacs+ |
| 346 | Dr. Virendra Kumar | Madhya Pradesh | Tikamgarh | BJP | 9,000 9 Thou+ | 3,38,553 3 Lacs+ | 5,05,122 5 Lacs+ | 0 | 21,36,555 21 Lacs+ | 4,52,000 4 Lacs+ | 1,59,000 1 Lacs+ | 36,00,230 36 Lacs+ |
| 347 | Babul Supriya Boral (Babul Supriyo) | West Bengal | Asansol | BJP | 6,28,560 6 Lacs+ | 10,61,916 10 Lacs+ | 3,09,100 3 Lacs+ | 9,22,796 9 Lacs+ | 1,12,900 1 Lacs+ | 5,00,960 5 Lacs+ | 50,100 50 Thou+ | 35,86,332 35 Lacs+ |

Data in this Kit is presented in good faith, with an intention to inform voters. MPs' Election Expenditure Affidavits from the ECI Website (www.eci.nic.in) is the source of this analysis. Website:-
www.adrindia.org, www.myneta.info

| S.No. | Name | State | Constituency | Party | Expense incurred on Public Meetings and Processions without star | Expense incurred on Public Meetings and Processions with star | Expense incurred on Campaign Materials | Expense incurred on Campaigning through electronic/print media | Expense incurred on Vehicles Used | Expenses on campaign workers | Other misc expenses | Total expense declared |
|-------|--------------------------|----------------|---------------------|--------|--|---|--|--|-----------------------------------|------------------------------|-----------------------|------------------------|
| 348 | Jyoti Dhurve | Madhya Pradesh | Betul | BJP | 8,43,930 8 Lacs+ | 5,35,988 5 Lacs+ | 5,34,020 5 Lacs+ | 0 | 15,11,557 15 Lacs+ | 1,05,000 1 Lacs+ | 41,690 41 Thou+ | 35,72,185 35 Lacs+ |
| 349 | Dushyant Chautala | Haryana | Hisar | INLD | 0 | 1,45,483 1 Lacs+ | 0 | 3,27,543 3 Lacs+ | 16,62,202 16 Lacs+ | 0 | 14,30,853 14 Lacs+ | 35,66,081 35 Lacs+ |
| 350 | Rajendra Agarwal | Uttar Pradesh | Meerut | BJP | **65,759 65 Thou+ | 0 | **10,96,630 10 Lacs+ | **91,633 91 Thou+ | **6,41,525 6 Lacs+ | **9,69,825 9 Lacs+ | **6,75,770 6 Lacs+ | 35,41,142 35 Lacs+ |
| 351 | Harinarayan Rajbhar | Uttar Pradesh | Ghosi | BJP | 1,16,195 1 Lacs+ | 6,90,705 6 Lacs+ | 1,92,000 1 Lacs+ | 1,76,415 1 Lacs+ | 20,87,600 20 Lacs+ | 1,15,000 1 Lacs+ | 1,63,085 1 Lacs+ | 35,41,000 35 Lacs+ |
| 352 | Mahesh Sharma | Uttar Pradesh | Gautam Budhha Nagar | BJP | 28,561 28 Thou+ | 2,47,430 2 Lacs+ | 3,73,082 3 Lacs+ | 1,93,529 1 Lacs+ | 11,92,299 11 Lacs+ | 2,12,968 2 Lacs+ | 12,89,800 12 Lacs+ | 35,37,669 35 Lacs+ |
| 353 | Santokh Singh Chaudhary | Punjab | Jalandhar | INC | 28,57,571 28 Lacs+ | 5,650 5 Thou+ | 0 | 2,28,624 2 Lacs+ | 4,40,540 4 Lacs+ | 0 | 0 | 35,32,385 35 Lacs+ |
| 354 | Mekapati Rajamohan Reddy | Andhra Pradesh | Nellore | YSRCP | 3,51,400 3 Lacs+ | 0 | 3,39,375 3 Lacs+ | 2,64,215 2 Lacs+ | 10,10,846 10 Lacs+ | 77,500 77 Thou+ | 14,88,997 14 Lacs+ | 35,32,333 35 Lacs+ |
| 355 | Kunwar Bhartendra | Uttar Pradesh | Bijnor | BJP | 9,05,822 9 Lacs+ | 20,000 20 Thou+ | 5,56,410 5 Lacs+ | 4,80,820 4 Lacs+ | 14,82,961 14 Lacs+ | 60,000 60 Thou+ | 25,045 25 Thou+ | 35,31,059 35 Lacs+ |
| 356 | Dimple Yadav | Uttar Pradesh | Kannauj | SP | 35,450 35 Thou+ | 2,55,930 2 Lacs+ | 3,84,588 3 Lacs+ | 1,36,212 1 Lacs+ | 24,42,677 24 Lacs+ | 1,05,000 1 Lacs+ | 1,69,004 1 Lacs+ | 35,28,861 35 Lacs+ |
| 357 | Nityanand Rai | Bihar | Ujiarpur | BJP | 16,494 16 Thou+ | 2,20,153 2 Lacs+ | 5,97,843 5 Lacs+ | 1,65,406 1 Lacs+ | 16,20,200 16 Lacs+ | 6,59,500 6 Lacs+ | 2,26,427 2 Lacs+ | 35,06,023 35 Lacs+ |
| 358 | Sumitra Mahajan | Madhya Pradesh | Indore | BJP | 7,27,386 7 Lacs+ | 5,15,335 5 Lacs+ | 4,88,783 4 Lacs+ | 5,32,477 5 Lacs+ | 8,69,811 8 Lacs+ | 3,48,790 3 Lacs+ | 25,487 25 Thou+ | 35,01,385 35 Lacs+ |
| 359 | Thambidurai.M | Tamil Nadu | Karur | AIADMK | 15,99,183 15 Lacs+ | 1,82,950 1 Lacs+ | 83,923 83 Thou+ | 5,65,278 5 Lacs+ | 10,50,350 10 Lacs+ | 9,000 9 Thou+ | 0 | 34,90,684 34 Lacs+ |
| 360 | Santosh Kumar | Bihar | Purnia | JD(U) | 3,67,675 3 Lacs+ | 8,81,136 8 Lacs+ | 12,23,638 12 Lacs+ | 0 | 7,13,700 7 Lacs+ | 3,00,911 3 Lacs+ | 0 | 34,87,060 34 Lacs+ |
| 361 | Bhamare Subhash Ramrao | Maharashtra | Dhule | BJP | 7,21,667 7 Lacs+ | 7,14,260 7 Lacs+ | 0 | 7,49,360 7 Lacs+ | 10,22,929 10 Lacs+ | 2,64,895 2 Lacs+ | 0 | 34,73,111 34 Lacs+ |

Data in this Kit is presented in good faith, with an intention to inform voters. MPs' Election Expenditure Affidavits from the ECI Website (www.eci.nic.in) is the source of this analysis. Website:-
www.adrindia.org, www.myneta.info

| S.No. | Name | State | Constituency | Party | Expense incurred on Public Meetings and Processions without star | Expense incurred on Public Meetings and Processions with star | Expense incurred on Campaign Materials | Expense incurred on Campaigning through electronic/print media | Expense incurred on Vehicles Used | Expenses on campaign workers | Other misc expenses | Total expense declared |
|-------|---------------------------|-----------------|------------------|--------|--|---|--|--|-----------------------------------|------------------------------|-----------------------|------------------------|
| 362 | Dharmandra Yadav | Uttar Pradesh | Badaun | SP | **11,71,226 11 Lacs+ | 0 | **2,90,717 2 Lacs+ | **2,83,474 2 Lacs+ | **14,92,533 14 Lacs+ | **2,25,919 2 Lacs+ | 0 | 34,63,869 34 Lacs+ |
| 363 | Chintamani Malviya | Madhya Pradesh | Ujjain | BJP | 3,38,357 3 Lacs+ | 5,62,734 5 Lacs+ | 6,39,141 6 Lacs+ | 2,38,361 2 Lacs+ | 11,71,335 11 Lacs+ | 2,87,360 2 Lacs+ | 2,21,195 2 Lacs+ | 34,58,483 34 Lacs+ |
| 364 | Janardan Mishra | Madhya Pradesh | Rewa | BJP | 19,500 19 Thou+ | 4,29,600 4 Lacs+ | 4,39,092 4 Lacs+ | 58,818 58 Thou+ | 17,76,931 17 Lacs+ | 5,64,790 5 Lacs+ | 1,63,671 1 Lacs+ | 34,52,402 34 Lacs+ |
| 365 | H.D. Devegowda | Karnataka | Hassan | JD(S) | 6,76,538 6 Lacs+ | 0 | 1,95,537 1 Lacs+ | 6,65,856 6 Lacs+ | 10,46,218 10 Lacs+ | 0 | 8,67,661 8 Lacs+ | 34,51,810 34 Lacs+ |
| 366 | Nanabhau Falgunrao Patole | Maharashtra | Bhandara-Gondiya | BJP | 52,734 52 Thou+ | 3,00,925 3 Lacs+ | 6,07,835 6 Lacs+ | 27,056 27 Thou+ | 18,75,858 18 Lacs+ | 5,83,780 5 Lacs+ | 0 | 34,48,188 34 Lacs+ |
| 367 | Kunwar Pushpendra Singh | Uttar Pradesh | Hamirpur | BJP | **1,22,645 1 Lacs+ | **5,41,947 5 Lacs+ | **2,13,811 2 Lacs+ | **25,472 25 Thou+ | **24,35,899 24 Lacs+ | **72,380 72 Thou+ | **27,423 27 Thou+ | 34,39,577 34 Lacs+ |
| 368 | M.Chandrakasi | Tamil Nadu | Chidambaram | AIADMK | 13,73,080 13 Lacs+ | 0 | 8,12,350 8 Lacs+ | 1,88,100 1 Lacs+ | 7,75,500 7 Lacs+ | 0 | 2,78,895 2 Lacs+ | 34,27,925 34 Lacs+ |
| 369 | Sushma Swaraj | Madhya Pradesh | Vidisha | BJP | 4,39,568 4 Lacs+ | 3,49,429 3 Lacs+ | 9,44,934 9 Lacs+ | 8,648 8 Thou+ | 12,59,825 12 Lacs+ | 0 | 4,20,449 4 Lacs+ | 34,22,853 34 Lacs+ |
| 370 | Lal Krishna Advani | Gujarat | Gandhinagar | BJP | **11,10,745 11 Lacs+ | **3,73,535 3 Lacs+ | **3,13,742 3 Lacs+ | 0 | **5,12,319 5 Lacs+ | **7,14,635 7 Lacs+ | **3,88,109 3 Lacs+ | 34,13,079 34 Lacs+ |
| 371 | Subhash Chandra Baheria | Rajasthan | Bhilwara | BJP | 3,20,745 3 Lacs+ | 12,43,657 12 Lacs+ | 6,77,135 6 Lacs+ | 0 | 2,94,000 2 Lacs+ | 2,22,550 2 Lacs+ | 6,19,853 6 Lacs+ | 33,77,931 33 Lacs+ |
| 372 | Om Birla | Rajasthan | Kota | BJP | 10,82,240 10 Lacs+ | 1,02,217 1 Lacs+ | 3,78,874 3 Lacs+ | 2,62,903 2 Lacs+ | 12,25,550 12 Lacs+ | 76,155 76 Thou+ | 2,37,043 2 Lacs+ | 33,64,982 33 Lacs+ |
| 373 | Pandula Ravindra Babu | Andhra Pradesh | Amalapuram | TDP | 7,01,299 7 Lacs+ | 3,880 3 Thou+ | 4,17,120 4 Lacs+ | 3,32,100 3 Lacs+ | 15,00,800 15 Lacs+ | 4,08,300 4 Lacs+ | 0 | 33,63,499 33 Lacs+ |
| 374 | Thupstan Chhewang | Jammu & Kashmir | Ladakh | BJP | 12,98,820 12 Lacs+ | 0 | 26,566 26 Thou+ | 0 | 19,90,782 19 Lacs+ | 45,600 45 Thou+ | 0 | 33,61,768 33 Lacs+ |
| 375 | Dr. Bhola Singh | Uttar Pradesh | Bulandshahr | BJP | 1,94,285 1 Lacs+ | 0 | 1,16,854 1 Lacs+ | 1,49,634 1 Lacs+ | 25,03,700 25 Lacs+ | 3,48,895 3 Lacs+ | 34,999 34 Thou+ | 33,48,367 33 Lacs+ |

Data in this Kit is presented in good faith, with an intention to inform voters. MPs' Election Expenditure Affidavits from the ECI Website (www.eci.nic.in) is the source of this analysis. Website:-
www.adrindia.org, www.myneta.info

| S.No. | Name | State | Constituency | Party | Expense incurred on Public Meetings and Processions without star | Expense incurred on Public Meetings and Processions with star | Expense incurred on Campaign Materials | Expense incurred on Campaigning through electronic/print media | Expense incurred on Vehicles Used | Expenses on campaign workers | Other misc expenses | Total expense declared |
|-------|-------------------------------|----------------|---------------|-------|--|---|--|--|-----------------------------------|------------------------------|-----------------------|------------------------|
| 376 | Mausam Noor | West Bengal | Maldaha Uttar | INC | 9,76,809 9 Lacs+ | 1,67,160 1 Lacs+ | 17,86,438 17 Lacs+ | 0 | 3,17,566 3 Lacs+ | 80,890 80 Thou+ | 0 | 33,28,863 33 Lacs+ |
| 377 | Ashok Kumar Doharey | Uttar Pradesh | Etawah | BJP | 0 | 4,99,436 4 Lacs+ | 0 | 1,16,345 1 Lacs+ | 13,08,425 13 Lacs+ | 0 | 13,99,370 13 Lacs+ | 33,23,576 33 Lacs+ |
| 378 | Krishan Pal | Haryana | Faridabad | BJP | 0 | 0 | 8,77,753 8 Lacs+ | 9,96,736 9 Lacs+ | 11,55,713 11 Lacs+ | 2,24,598 2 Lacs+ | 67,857 67 Thou+ | 33,22,657 33 Lacs+ |
| 379 | Uma Saren | West Bengal | Jhargram | AITC | 14,56,575 14 Lacs+ | 3,76,050 3 Lacs+ | 10,90,250 10 Lacs+ | 0 | 97,600 97 Thou+ | 2,86,175 2 Lacs+ | 12,600 12 Thou+ | 33,19,250 33 Lacs+ |
| 380 | Narendra Singh Tomar | Madhya Pradesh | Gwalior | BJP | 4,00,296 4 Lacs+ | 22,980 22 Thou+ | 10,67,143 10 Lacs+ | 8,81,981 8 Lacs+ | 7,59,600 7 Lacs+ | 1,57,590 1 Lacs+ | 25,000 25 Thou+ | 33,14,590 33 Lacs+ |
| 381 | Bijoy Chandra Barman | West Bengal | Jalpaiguri | AITC | 16,83,714 16 Lacs+ | 14,25,838 14 Lacs+ | 0 | 0 | 64,450 64 Thou+ | 1,40,000 1 Lacs+ | 0 | 33,14,002 33 Lacs+ |
| 382 | Chhote Lal | Uttar Pradesh | Robertsganj | BJP | 1,73,299 1 Lacs+ | 5,73,789 5 Lacs+ | 1,20,801 1 Lacs+ | 56,412 56 Thou+ | 22,71,911 22 Lacs+ | 1,13,140 1 Lacs+ | 0 | 33,09,352 33 Lacs+ |
| 383 | Prahalad Singh Patel | Madhya Pradesh | Damoh | BJP | 3,08,226 3 Lacs+ | 2,99,384 2 Lacs+ | 5,68,357 5 Lacs+ | 20,770 20 Thou+ | 15,81,959 15 Lacs+ | 2,51,142 2 Lacs+ | 2,70,900 2 Lacs+ | 33,00,734 33 Lacs+ |
| 384 | Shah Tariq Anwar | Bihar | Katihar | NCP | 67,862 67 Thou+ | 1,09,000 1 Lacs+ | 3,11,576 3 Lacs+ | 2,97,550 2 Lacs+ | 15,80,914 15 Lacs+ | 6,79,000 6 Lacs+ | 2,42,336 2 Lacs+ | 32,88,238 32 Lacs+ |
| 385 | Konakalla Narayana Rao | Andhra Pradesh | Machilipatnam | TDP | 0 | 4,73,658 4 Lacs+ | 1,74,400 1 Lacs+ | 2,04,846 2 Lacs+ | 13,12,316 13 Lacs+ | 5,24,585 5 Lacs+ | 5,93,085 5 Lacs+ | 32,82,890 32 Lacs+ |
| 386 | Malyadri Sriram | Andhra Pradesh | Bapatla | TDP | 0 | 0 | **2,82,555 2 Lacs+ | **2,12,000 2 Lacs+ | **5,69,003 5 Lacs+ | **14,08,640 14 Lacs+ | **8,01,825 8 Lacs+ | 32,74,023 32 Lacs+ |
| 387 | M Veerappa Moily | Karnataka | Chikkballapur | INC | 7,57,249 7 Lacs+ | 0 | 11,934 11 Thou+ | 0 | 24,79,279 24 Lacs+ | 0 | 0 | 32,48,462 32 Lacs+ |
| 388 | Kalvakuntla Chandrashekar Rao | Andhra Pradesh | Medak | TRS | 38,537 38 Thou+ | 28,21,152 28 Lacs+ | 30,000 30 Thou+ | 93,686 93 Thou+ | 1,95,465 1 Lacs+ | 50,000 50 Thou+ | 0 | 32,28,840 32 Lacs+ |
| 389 | Adv. Narendra Keshav Sawaikar | Goa | South Goa | BJP | 6,81,544 6 Lacs+ | 0 | 97,727 97 Thou+ | 18,07,570 18 Lacs+ | 3,86,100 3 Lacs+ | 1,91,375 1 Lacs+ | 58,945 58 Thou+ | 32,23,261 32 Lacs+ |

Data in this Kit is presented in good faith, with an intention to inform voters. MPs' Election Expenditure Affidavits from the ECI Website (www.eci.nic.in) is the source of this analysis. Website:-
www.adrindia.org, www.myneta.info

| S.No. | Name | State | Constituency | Party | Expense incurred on Public Meetings and Processions without star | Expense incurred on Public Meetings and Processions with star | Expense incurred on Campaign Materials | Expense incurred on Campaigning through electronic/print media | Expense incurred on Vehicles Used | Expenses on campaign workers | Other misc expenses | Total expense declared |
|-------|-----------------------------|----------------|--------------|-------|--|---|--|--|-----------------------------------|------------------------------|-----------------------|-------------------------|
| 390 | Chhedi Paswan | Bihar | Sasaram | BJP | 2,100 2 Thou+ | 2,02,945 2 Lacs+ | 0 | 1,21,313 1 Lacs+ | 20,38,937 20 Lacs+ | 5,14,600 5 Lacs+ | 3,38,546 3 Lacs+ | 32,18,439 32 Lacs+ |
| 391 | Kunwar Sarvesh Kumar | Uttar Pradesh | Moradabad | BJP | 1,56,620 1 Lacs+ | 33,300 33 Thou+ | 3,80,381 3 Lacs+ | 0 | 24,06,932 24 Lacs+ | 3,03,733 3 Lacs+ | 25,390 25 Thou+ | 32,16,656 32 Lacs+ |
| 392 | Ravindra Kushawaha | Uttar Pradesh | Salempur | BJP | 4,73,145 4 Lacs+ | 2,63,775 2 Lacs+ | 1,56,400 1 Lacs+ | 41,443 41 Thou+ | 14,93,468 14 Lacs+ | 7,75,000 7 Lacs+ | 0 | 32,03,231 32 Lacs+ |
| 393 | Shripad Yesso Naik | Goa | North Goa | BJP | 8,73,159 8 Lacs+ | 0 | 3,89,344 3 Lacs+ | 14,42,317 14 Lacs+ | 2,67,956 2 Lacs+ | 1,96,075 1 Lacs+ | 32,190 32 Thou+ | 32,01,042 32 Lacs+ |
| 394 | Tapas Mandal | West Bengal | Ranaghat | AITC | 20,73,019 20 Lacs+ | 5,66,700 5 Lacs+ | 5,15,800 5 Lacs+ | 0 | 27,800 27 Thou+ | 0 | 12,500 12 Thou+ | 31,95,819 31 Lacs+ |
| 395 | Bhagirath Prasad | Madhya Pradesh | Bhind | BJP | 4,196 4 Thou+ | 1,90,500 1 Lacs+ | 1,32,954 1 Lacs+ | 1,000 1 Thou+ | 25,79,761 25 Lacs+ | 1,28,260 1 Lacs+ | 1,58,382 1 Lacs+ | 31,95,053 31 Lacs+ |
| 396 | Ramesh Kaushik | Haryana | Sonipat | BJP | 1,41,140 1 Lacs+ | 5,76,532 5 Lacs+ | 7,83,215 7 Lacs+ | 32,584 32 Thou+ | 12,06,763 12 Lacs+ | 67,200 67 Thou+ | 3,84,564 3 Lacs+ | 31,91,998 31 Lacs+ |
| 397 | Chandra Prakash | Rajasthan | Chittorgarh | BJP | 3,11,511 3 Lacs+ | 3,32,525 3 Lacs+ | 5,57,456 5 Lacs+ | 1,59,602 1 Lacs+ | 2,77,793 2 Lacs+ | 12,12,500 12 Lacs+ | 3,39,277 3 Lacs+ | 31,90,664 31 Lacs+ |
| 398 | Sanganna A. Karadi | Karnataka | Koppal | BJP | **87,500 87 Thou+ | **5,42,958 5 Lacs+ | **2,59,160 2 Lacs+ | 0 | **19,14,346 19 Lacs+ | **20,800 20 Thou+ | **3,58,314 3 Lacs+ | 31,83,078 31 Lacs+ |
| 399 | Chavan Harishchandra Deoram | Maharashtra | Dindori | BJP | 1,79,984 1 Lacs+ | 8,74,404 8 Lacs+ | 7,30,173 7 Lacs+ | 2,40,344 2 Lacs+ | 7,61,256 7 Lacs+ | 2,82,540 2 Lacs+ | 1,07,335 1 Lacs+ | 31,76,036 31 Lacs+ |
| 400 | Dr. Narsaiah Boora | Andhra Pradesh | Bhongir | TRS | 13,850 13 Thou+ | 15,23,620 15 Lacs+ | 2,57,330 2 Lacs+ | 6,61,187 6 Lacs+ | 6,00,100 6 Lacs+ | 93,850 93 Thou+ | 0 | 31,49,937 31 Lacs+ |
| 401 | Rajesh Kumar Singh | Uttar Pradesh | Sitapur | BJP | 1,78,963 1 Lacs+ | 3,85,331 3 Lacs+ | 3,48,025 3 Lacs+ | 72,631 72 Thou+ | 18,59,595 18 Lacs+ | 2,15,735 2 Lacs+ | 86,359 86 Thou+ | 31,46,640 31 Lacs+ |
| 402 | Kaushal Kishore | Uttar Pradesh | Mohanlalganj | BJP | 1,96,120 1 Lacs+ | 3,93,050 3 Lacs+ | 1,83,500 1 Lacs+ | 0 | 19,08,463 19 Lacs+ | 3,09,900 3 Lacs+ | 1,44,862 1 Lacs+ | **31,35,895 31 Lacs+ |
| 403 | Adhir Ranjan Chowdhury | West Bengal | Baharampur | INC | 8,46,900 8 Lacs+ | 0 | 6,42,360 6 Lacs+ | 40,000 40 Thou+ | 6,14,100 6 Lacs+ | 7,90,750 7 Lacs+ | 1,96,475 1 Lacs+ | 31,30,585 31 Lacs+ |

Data in this Kit is presented in good faith, with an intention to inform voters. MPs' Election Expenditure Affidavits from the ECI Website (www.eci.nic.in) is the source of this analysis. Website:- www.adrindia.org, www.myneta.info

| S.No. | Name | State | Constituency | Party | Expense incurred on Public Meetings and Processions without star | Expense incurred on Public Meetings and Processions with star | Expense incurred on Campaign Materials | Expense incurred on Campaigning through electronic/print media | Expense incurred on Vehicles Used | Expenses on campaign workers | Other misc expenses | Total expense declared |
|-------|-----------------------|---------------|-----------------|-----------|--|---|--|--|-----------------------------------|------------------------------|---------------------|------------------------|
| 404 | Ajay Tamta | Uttarakhand | Almora | BJP | 4,50,470 4 Lacs+ | 5,20,219 5 Lacs+ | 6,08,673 6 Lacs+ | 1,13,504 1 Lacs+ | 10,65,700 10 Lacs+ | 0 | 3,62,838 3 Lacs+ | 31,21,404 31 Lacs+ |
| 405 | Radhakrishnan | Tamil Nadu | Virudhunagar | AIADMK | 8,17,510 8 Lacs+ | 66,000 66 Thou+ | 60,000 60 Thou+ | 3,75,300 3 Lacs+ | 15,27,850 15 Lacs+ | 2,47,300 2 Lacs+ | 25,000 25 Thou+ | 31,18,960 31 Lacs+ |
| 406 | Paresh Dahyalal Rawal | Gujarat | Ahmedabad East | BJP | 15,16,677 15 Lacs+ | 1,59,700 1 Lacs+ | 4,26,961 4 Lacs+ | 0 | 3,15,956 3 Lacs+ | 3,37,120 3 Lacs+ | 3,57,917 3 Lacs+ | 31,14,331 31 Lacs+ |
| 407 | Krupal Balaji Tumane | Maharashtra | Ramtek | SHIV SENA | 8,54,031 8 Lacs+ | 1,71,975 1 Lacs+ | 6,22,306 6 Lacs+ | 5,35,696 5 Lacs+ | 9,26,922 9 Lacs+ | 0 | 0 | 31,10,930 31 Lacs+ |
| 408 | Bhola Singh | Bihar | Begusarai | BJP | 15,24,689 15 Lacs+ | 0 | 0 | 6,34,145 6 Lacs+ | 9,35,350 9 Lacs+ | 0 | 0 | 30,94,184 30 Lacs+ |
| 409 | Pr Senthilnathan | Tamil Nadu | Sivaganga | AIADMK | 4,00,320 4 Lacs+ | 0 | 0 | 5,81,938 5 Lacs+ | 18,48,400 18 Lacs+ | 2,34,250 2 Lacs+ | 27,031 27 Thou+ | 30,91,939 30 Lacs+ |
| 410 | Prathap Simha | Karnataka | Mysore | BJP | 6,78,438 6 Lacs+ | 10,45,044 10 Lacs+ | 3,58,165 3 Lacs+ | 17,400 17 Thou+ | 6,91,400 6 Lacs+ | 2,93,000 2 Lacs+ | 0 | 30,83,447 30 Lacs+ |
| 411 | Prof. Sadhu Singh | Punjab | Faridkot | AAP | 9,44,350 9 Lacs+ | 74,750 74 Thou+ | 11,04,240 11 Lacs+ | 1,44,664 1 Lacs+ | 7,76,796 7 Lacs+ | 0 | 31,239 31 Thou+ | 30,76,041 30 Lacs+ |
| 412 | Ranjeet Ranjan | Bihar | Supaul | INC | 0 | 2,71,766 2 Lacs+ | 0 | 6,85,896 6 Lacs+ | 13,72,994 13 Lacs+ | 4,28,100 4 Lacs+ | 3,15,882 3 Lacs+ | 30,74,639 30 Lacs+ |
| 413 | Kalraj Mishra | Uttar Pradesh | Deoria | BJP | 2,02,394 2 Lacs+ | 6,76,301 6 Lacs+ | 3,02,856 3 Lacs+ | 41,307 41 Thou+ | 11,36,390 11 Lacs+ | 4,99,240 4 Lacs+ | 2,16,173 2 Lacs+ | 30,74,161 30 Lacs+ |
| 414 | R.Gopalakrishnan | Tamil Nadu | Madurai | AIADMK | 9,80,074 9 Lacs+ | 2,66,000 2 Lacs+ | 2,45,499 2 Lacs+ | 4,28,630 4 Lacs+ | 4,62,000 4 Lacs+ | 6,65,640 6 Lacs+ | 25,000 25 Thou+ | 30,72,843 30 Lacs+ |
| 415 | Sonia Gandhi | Uttar Pradesh | Rae Bareli | INC | 7,45,334 7 Lacs+ | 6,26,549 6 Lacs+ | 10,32,177 10 Lacs+ | 0 | 4,33,270 4 Lacs+ | 1,60,916 1 Lacs+ | 0 | 30,60,120 30 Lacs+ |
| 416 | Krishna Raj | Uttar Pradesh | Shahjahanpur | BJP | 21,700 21 Thou+ | 1,15,874 1 Lacs+ | 3,97,095 3 Lacs+ | 1,76,497 1 Lacs+ | 21,58,260 21 Lacs+ | 1,47,800 1 Lacs+ | 40,005 40 Thou+ | 30,57,231 30 Lacs+ |
| 417 | P.KUMAR S/O Palanivel | Tamil Nadu | Tiruchirappalli | AIADMK | 0 | 1,84,900 1 Lacs+ | 11,45,450 11 Lacs+ | 4,11,394 4 Lacs+ | 10,85,650 10 Lacs+ | 1,36,315 1 Lacs+ | 89,555 89 Thou+ | 30,53,264 30 Lacs+ |

Data in this Kit is presented in good faith, with an intention to inform voters. MPs' Election Expenditure Affidavits from the ECI Website (www.eci.nic.in) is the source of this analysis. Website:-
www.adrindia.org, www.myneta.info

| S.No. | Name | State | Constituency | Party | Expense incurred on Public Meetings and Processions without star | Expense incurred on Public Meetings and Processions with star | Expense incurred on Campaign Materials | Expense incurred on Campaigning through electronic/print media | Expense incurred on Vehicles Used | Expenses on campaign workers | Other misc expenses | Total expense declared |
|-------|--------------------------|-------------------------------------|---------------|--------|--|---|--|--|-----------------------------------|------------------------------|-----------------------|------------------------|
| 418 | Charanjeet Singh | Haryana | Sirsa | INLD | 4,43,758 4 Lacs+ | 2,54,250 2 Lacs+ | 0 | 0 | 13,02,758 13 Lacs+ | 0 | 10,36,893 10 Lacs+ | 30,37,659 30 Lacs+ |
| 419 | S.P.Muddahanumegowda | Karnataka | Tumkur | INC | 23,62,922 23 Lacs+ | 3,46,000 3 Lacs+ | 3,25,000 3 Lacs+ | 0 | 0 | 0 | 0 | 30,33,922 30 Lacs+ |
| 420 | Harish Chandra | Uttar Pradesh | Basti | BJP | 1,18,062 1 Lacs+ | 9,89,828 9 Lacs+ | 2,21,800 2 Lacs+ | 72,250 72 Thou+ | 12,42,650 12 Lacs+ | 2,76,400 2 Lacs+ | 1,11,763 1 Lacs+ | 30,32,753 30 Lacs+ |
| 421 | Mohammad Asrarul Haque | Bihar | Kishanganj | INC | **8,23,543 8 Lacs+ | **9,83,300 9 Lacs+ | **12,685 12 Thou+ | **69,308 69 Thou+ | **9,45,440 9 Lacs+ | **63,073 63 Thou+ | **1,15,279 1 Lacs+ | 30,12,628 30 Lacs+ |
| 422 | Badaruddoza Khan | West Bengal | Murshidabad | CPI(M) | 3,79,923 3 Lacs+ | 3,16,668 3 Lacs+ | 13,06,572 13 Lacs+ | 0 | 3,31,000 3 Lacs+ | 6,36,010 6 Lacs+ | 31,415 31 Thou+ | 30,01,588 30 Lacs+ |
| 423 | Manoj Sinha | Uttar Pradesh | Ghazipur | BJP | **5,76,518 5 Lacs+ | **4,65,281 4 Lacs+ | 0 | **3,80,952 3 Lacs+ | **13,42,010 13 Lacs+ | **60,000 60 Thou+ | **1,66,551 1 Lacs+ | 29,91,312 29 Lacs+ |
| 424 | Parvesh Sahib Singh | National Capital Territory Of Delhi | West Delhi | BJP | 7,73,725 7 Lacs+ | 1,08,000 1 Lacs+ | 2,13,771 2 Lacs+ | 44,000 44 Thou+ | 10,74,500 10 Lacs+ | 7,63,131 7 Lacs+ | 0 | 29,77,127 29 Lacs+ |
| 425 | Virender Kashyap | Himachal Pradesh | Shimla | BJP | 3,15,092 3 Lacs+ | 4,74,191 4 Lacs+ | 5,87,283 5 Lacs+ | 45,342 45 Thou+ | 7,17,859 7 Lacs+ | 8,17,019 8 Lacs+ | 0 | 29,56,786 29 Lacs+ |
| 426 | Smt. Kirron Kher | Chandigarh | Chandigarh | BJP | 15,04,641 15 Lacs+ | 4,07,922 4 Lacs+ | 1,24,537 1 Lacs+ | 8,85,379 8 Lacs+ | 25,300 25 Thou+ | 0 | 0 | 29,47,779 29 Lacs+ |
| 427 | Pankaj | Uttar Pradesh | Maharajganj | BJP | **33,506 33 Thou+ | **9,11,044 9 Lacs+ | **3,73,000 3 Lacs+ | **1,52,698 1 Lacs+ | **10,68,336 10 Lacs+ | **3,98,795 3 Lacs+ | 0 | 29,37,379 29 Lacs+ |
| 428 | Mehbooba Mufti | Jammu & Kashmir | Anantnag | JKPDP | 5,24,000 5 Lacs+ | 0 | 0 | 0 | 19,15,200 19 Lacs+ | 1,62,000 1 Lacs+ | 3,25,000 3 Lacs+ | 29,26,200 29 Lacs+ |
| 429 | Dr. Sanjeev Kumar Balyan | Uttar Pradesh | Muzaffarnagar | BJP | 61,775 61 Thou+ | 5,45,925 5 Lacs+ | 2,36,351 2 Lacs+ | 6,05,380 6 Lacs+ | 7,44,900 7 Lacs+ | 4,51,265 4 Lacs+ | 2,79,532 2 Lacs+ | 29,25,128 29 Lacs+ |
| 430 | Ravindra Kumar Ray | Jharkhand | Kodarma | BJP | 4,83,647 4 Lacs+ | 1,49,780 1 Lacs+ | 0 | 69,795 69 Thou+ | 6,61,382 6 Lacs+ | 15,37,600 15 Lacs+ | 17,498 17 Thou+ | 29,19,702 29 Lacs+ |

Data in this Kit is presented in good faith, with an intention to inform voters. MPs' Election Expenditure Affidavits from the ECI Website (www.eci.nic.in) is the source of this analysis. Website:-
www.adrindia.org, www.myneta.info

| S.No. | Name | State | Constituency | Party | Expense incurred on Public Meetings and Processions without star | Expense incurred on Public Meetings and Processions with star | Expense incurred on Campaign Materials | Expense incurred on Campaigning through electronic/print media | Expense incurred on Vehicles Used | Expenses on campaign workers | Other misc expenses | Total expense declared |
|-------|----------------------------------|----------------|-----------------|--------|--|---|--|--|-----------------------------------|------------------------------|---------------------|------------------------|
| 431 | Murali Mohan Maganti | Andhra Pradesh | Rajahmundry | TDP | 1,36,175 1 Lacs+ | 1,39,050 1 Lacs+ | 12,01,355 12 Lacs+ | 8,50,175 8 Lacs+ | 4,43,761 4 Lacs+ | 1,47,002 1 Lacs+ | 0 | 29,17,518 29 Lacs+ |
| 432 | Dr. Solanki Kiritbhai Premjibhai | Gujarat | Ahmedabad West | BJP | 11,62,311 11 Lacs+ | 28,844 28 Thou+ | 11,01,920 11 Lacs+ | 0 | 2,59,000 2 Lacs+ | 41,450 41 Thou+ | 3,18,584 3 Lacs+ | 29,12,109 29 Lacs+ |
| 433 | Innocent | Kerala | Chalakyad | IND | 2,17,600 2 Lacs+ | 1,02,320 1 Lacs+ | 10,38,642 10 Lacs+ | 0 | 12,82,600 12 Lacs+ | 2,68,629 2 Lacs+ | 0 | 29,09,791 29 Lacs+ |
| 434 | Mahant Chand Nath Yogi | Rajasthan | Alwar | BJP | 4,04,491 4 Lacs+ | 2,96,187 2 Lacs+ | 3,89,238 3 Lacs+ | 7,76,802 7 Lacs+ | 8,12,454 8 Lacs+ | 1,99,327 1 Lacs+ | 0 | 28,78,499 28 Lacs+ |
| 435 | Venkateswara Rao Maganti | Andhra Pradesh | Eluru | TDP | 11,10,320 11 Lacs+ | 6,67,898 6 Lacs+ | 2,84,050 2 Lacs+ | 3,26,537 3 Lacs+ | 2,15,000 2 Lacs+ | 2,68,800 2 Lacs+ | 0 | 28,72,605 28 Lacs+ |
| 436 | S.P.Y Reddy | Andhra Pradesh | Nandyal | YSRCP | 2,07,400 2 Lacs+ | 4,47,900 4 Lacs+ | 1,72,500 1 Lacs+ | 8,47,475 8 Lacs+ | 11,32,500 11 Lacs+ | 62,010 62 Thou+ | 0 | 28,69,785 28 Lacs+ |
| 437 | Harinder Singh Khalsa | Punjab | Fatehgarh Sahib | AAP | 8,33,346 8 Lacs+ | 91,350 91 Thou+ | 0 | 0 | 13,00,620 13 Lacs+ | 6,39,350 6 Lacs+ | 0 | 28,64,666 28 Lacs+ |
| 438 | Ram Chandra Paswan | Bihar | Samastipur | LJP | **11,35,422 11 Lacs+ | **3,00,434 3 Lacs+ | 0 | **1,70,340 1 Lacs+ | **12,53,098 12 Lacs+ | 0 | 0 | 28,59,294 28 Lacs+ |
| 439 | Patel Jayshreeben Kanubhai | Gujarat | Mahesana | BJP | 18,57,068 18 Lacs+ | 0 | 0 | 41,224 41 Thou+ | 7,05,453 7 Lacs+ | 2,46,397 2 Lacs+ | 0 | 28,50,142 28 Lacs+ |
| 440 | Subrata Bakshi | West Bengal | Kolkata Dakshin | AITC | 3,91,163 3 Lacs+ | 0 | 18,49,003 18 Lacs+ | 57,250 57 Thou+ | 2,05,160 2 Lacs+ | 2,01,575 2 Lacs+ | 1,35,692 1 Lacs+ | 28,39,843 28 Lacs+ |
| 441 | Mriganka Mahato | West Bengal | Purulia | AITC | 11,74,050 11 Lacs+ | 2,54,500 2 Lacs+ | 0 | 0 | 5,93,950 5 Lacs+ | 8,13,000 8 Lacs+ | 0 | 28,35,500 28 Lacs+ |
| 442 | Captain Amarinder Singh | Punjab | Amritsar | INC | 12,06,532 12 Lacs+ | 0 | 7,30,324 7 Lacs+ | 5,59,254 5 Lacs+ | 3,19,364 3 Lacs+ | 0 | 0 | 28,15,474 28 Lacs+ |
| 443 | Dr. Nepal Singh | Uttar Pradesh | Rampur | BJP | 1,91,670 1 Lacs+ | 0 | 3,48,500 3 Lacs+ | 2,06,777 2 Lacs+ | 20,11,953 20 Lacs+ | 45,240 45 Thou+ | 2,500 2 Thou+ | 28,06,640 28 Lacs+ |
| 444 | Venkatesh Babu .T.G | Tamil Nadu | Chennai North | AIADMK | 12,34,515 12 Lacs+ | 3,56,560 3 Lacs+ | 0 | 6,80,154 6 Lacs+ | 2,49,200 2 Lacs+ | 0 | 2,82,550 2 Lacs+ | 28,02,979 28 Lacs+ |

Data in this Kit is presented in good faith, with an intention to inform voters. MPs' Election Expenditure Affidavits from the ECI Website (www.eci.nic.in) is the source of this analysis. Website:-
www.adrindia.org, www.myneta.info

| S.No. | Name | State | Constituency | Party | Expense incurred on Public Meetings and Processions without star | Expense incurred on Public Meetings and Processions with star | Expense incurred on Campaign Materials | Expense incurred on Campaigning through electronic/print media | Expense incurred on Vehicles Used | Expenses on campaign workers | Other misc expenses | Total expense declared |
|-------|---------------------------------|----------------|---------------|--------|--|---|--|--|-----------------------------------|------------------------------|-----------------------|------------------------|
| 445 | Rajesh Kumar | Uttar Pradesh | Hathras | BJP | 2,42,396 2 Lacs+ | 0 | 45,724 45 Thou+ | 2,09,242 2 Lacs+ | 22,08,700 22 Lacs+ | 77,715 77 Thou+ | 0 | 27,83,777 27 Lacs+ |
| 446 | Swami Sachchidanand Hari Sakshi | Uttar Pradesh | Unnao | BJP | **5,58,126 5 Lacs+ | **41,000 41 Thou+ | **2,64,420 2 Lacs+ | 0 | **18,91,674 18 Lacs+ | **27,030 27 Thou+ | **406 4 Hund+ | 27,82,656 27 Lacs+ |
| 447 | Sunil Kumar Singh | Jharkhand | Chatra | BJP | 2,37,843 2 Lacs+ | 3,53,261 3 Lacs+ | 1,91,795 1 Lacs+ | 2,42,687 2 Lacs+ | 7,92,295 7 Lacs+ | 9,61,095 9 Lacs+ | 0 | 27,78,976 27 Lacs+ |
| 448 | Thangso Baite | Manipur | Outer Manipur | INC | 2,70,091 2 Lacs+ | 0 | 4,92,074 4 Lacs+ | 0 | 11,38,214 11 Lacs+ | 8,69,500 8 Lacs+ | 6,358 6 Thou+ | 27,76,238 27 Lacs+ |
| 449 | Hukum Deo Narayan Yadav | Bihar | Madhubani | BJP | 1,61,714 1 Lacs+ | 40,330 40 Thou+ | 2,55,428 2 Lacs+ | 0 | 10,83,851 10 Lacs+ | 7,99,050 7 Lacs+ | 4,31,770 4 Lacs+ | 27,72,143 27 Lacs+ |
| 450 | Vijay Kumar Hansdak | Jharkhand | Rajmahal | JMM | **2,26,510 2 Lacs+ | **3,46,565 3 Lacs+ | **1,13,035 1 Lacs+ | 0 | **10,51,448 10 Lacs+ | **1,18,704 1 Lacs+ | **9,03,494 9 Lacs+ | 27,59,756 27 Lacs+ |
| 451 | Muttamsetti Srinivasa Rao | Andhra Pradesh | Anakapalle | TDP | 52,460 52 Thou+ | 15,296 15 Thou+ | 4,12,180 4 Lacs+ | 4,95,701 4 Lacs+ | 13,94,300 13 Lacs+ | 3,53,590 3 Lacs+ | 25,375 25 Thou+ | 27,48,902 27 Lacs+ |
| 452 | Rammohannaidu Kinjarapu | Andhra Pradesh | Srikakulam | TDP | 4,54,202 4 Lacs+ | 11,44,668 11 Lacs+ | 38,250 38 Thou+ | 4,08,041 4 Lacs+ | 5,99,789 5 Lacs+ | 29,250 29 Thou+ | 25,000 25 Thou+ | 26,99,200 26 Lacs+ |
| 453 | Uday Pratap Singh | Madhya Pradesh | Hoshangabad | BJP | **7,19,981 7 Lacs+ | **3,19,288 3 Lacs+ | **4,66,451 4 Lacs+ | **20,000 20 Thou+ | **9,23,736 9 Lacs+ | **5,000 5 Thou+ | **2,44,254 2 Lacs+ | 26,98,710 26 Lacs+ |
| 454 | Thota Venkata Narasimham | Andhra Pradesh | Kakinada | TDP | 10,66,074 10 Lacs+ | 5,19,804 5 Lacs+ | 54,200 54 Thou+ | 1,81,560 1 Lacs+ | 7,25,857 7 Lacs+ | 1,16,200 1 Lacs+ | 25,000 25 Thou+ | 26,88,695 26 Lacs+ |
| 455 | Sudarshan Bhagat | Jharkhand | Lohardaga | BJP | 4,65,877 4 Lacs+ | 0 | 0 | 1,05,000 1 Lacs+ | 2,60,000 2 Lacs+ | 14,48,000 14 Lacs+ | 4,03,191 4 Lacs+ | 26,82,368 26 Lacs+ |
| 456 | Tamradwaj Sahu | Chhattisgarh | Durg | INC | 1,22,815 1 Lacs+ | 0 | 13,51,382 13 Lacs+ | 18,000 18 Thou+ | 8,36,200 8 Lacs+ | 3,27,609 3 Lacs+ | 0 | 26,56,006 26 Lacs+ |
| 457 | Kaushlendra Kumar | Bihar | Nalanda | JD(U) | 7,23,122 7 Lacs+ | 0 | 75,495 75 Thou+ | 0 | 15,94,899 15 Lacs+ | 2,35,309 2 Lacs+ | 25,000 25 Thou+ | 26,53,825 26 Lacs+ |
| 458 | Hari G | Tamil Nadu | Arakkonam | AIADMK | 2,36,264 2 Lacs+ | 82,532 82 Thou+ | 1,12,648 1 Lacs+ | 82,253 82 Thou+ | 10,52,365 10 Lacs+ | 4,55,743 4 Lacs+ | 6,31,245 6 Lacs+ | 26,53,050 26 Lacs+ |

Data in this Kit is presented in good faith, with an intention to inform voters. MPs' Election Expenditure Affidavits from the ECI Website (www.eci.nic.in) is the source of this analysis. Website:-
www.adrindia.org, www.myneta.info

| S.No. | Name | State | Constituency | Party | Expense incurred on Public Meetings and Processions without star | Expense incurred on Public Meetings and Processions with star | Expense incurred on Campaign Materials | Expense incurred on Campaigning through electronic/print media | Expense incurred on Vehicles Used | Expenses on campaign workers | Other misc expenses | Total expense declared |
|-------|-------------------------------|-----------------|----------------------|-----------|--|---|--|--|-----------------------------------|------------------------------|-----------------------|------------------------|
| 459 | Mallikarjun Kharge | Karnataka | Gulbarga | INC | 5,62,706 5 Lacs+ | 41,667 41 Thou+ | 3,09,050 3 Lacs+ | 1,41,382 1 Lacs+ | 14,69,942 14 Lacs+ | 1,21,980 1 Lacs+ | 120 1 Hund+ | 26,46,847 26 Lacs+ |
| 460 | Dr. Ramshankar Katheria | Uttar Pradesh | Agra | BJP | 4,02,853 4 Lacs+ | 1,90,400 1 Lacs+ | 8,97,804 8 Lacs+ | 0 | 8,61,939 8 Lacs+ | 1,87,893 1 Lacs+ | 82,050 82 Thou+ | 26,22,939 26 Lacs+ |
| 461 | Rita Tarai | Orissa | Jajpur | BJD | 4,82,352 4 Lacs+ | 4,27,720 4 Lacs+ | 3,88,284 3 Lacs+ | 0 | 6,99,862 6 Lacs+ | 6,02,900 6 Lacs+ | 12,800 12 Thou+ | 26,13,918 26 Lacs+ |
| 462 | Chirag Kumar Paswan | Bihar | Jamui | LJP | 3,56,170 3 Lacs+ | 56,855 56 Thou+ | 1,11,680 1 Lacs+ | 4,60,186 4 Lacs+ | 16,16,200 16 Lacs+ | 0 | 0 | 26,01,091 26 Lacs+ |
| 463 | Muzaffar Hussain Baig | Jammu & Kashmir | Baramulla | JKPDP | 1,53,000 1 Lacs+ | 0 | 4,44,370 4 Lacs+ | 3,74,158 3 Lacs+ | 15,61,004 15 Lacs+ | 0 | 65,200 65 Thou+ | 25,97,732 25 Lacs+ |
| 464 | Gaikwad Ravindra Vishwanath | Maharashtra | Osmanabad | SHIV SENA | 8,37,843 8 Lacs+ | 2,20,050 2 Lacs+ | 7,06,876 7 Lacs+ | 2,20,728 2 Lacs+ | 12,24,777 12 Lacs+ | 4,220 4 Thou+ | 4,19,394 4 Lacs+ | 25,75,995 25 Lacs+ |
| 465 | Ladu Kishore Swain | Orissa | Aska | BJD | 9,19,257 9 Lacs+ | 6,00,968 6 Lacs+ | 75,666 75 Thou+ | 6,000 6 Thou+ | 5,36,814 5 Lacs+ | 4,08,500 4 Lacs+ | 25,163 25 Thou+ | 25,72,368 25 Lacs+ |
| 466 | Taslim Uddin | Bihar | Araria | RJD | **3,76,869 3 Lacs+ | 0 | **3,83,550 3 Lacs+ | 0 | **12,11,636 12 Lacs+ | **4,76,550 4 Lacs+ | **1,05,670 1 Lacs+ | 25,54,275 25 Lacs+ |
| 467 | Dr. Kambhampati Hari Babu | Andhra Pradesh | Visakhapatnam | BJP | 2,22,578 2 Lacs+ | 3,49,900 3 Lacs+ | 1,73,824 1 Lacs+ | 6,85,005 6 Lacs+ | 5,62,900 5 Lacs+ | 0 | 5,57,400 5 Lacs+ | 25,51,607 25 Lacs+ |
| 468 | Dharambir | Haryana | Bhiwani-Mahendragarh | BJP | 1,55,225 1 Lacs+ | 1,37,000 1 Lacs+ | 3,70,100 3 Lacs+ | 61,472 61 Thou+ | 12,34,500 12 Lacs+ | 5,82,465 5 Lacs+ | 0 | 25,40,762 25 Lacs+ |
| 469 | Jardosh Darshnaben Vikrambhai | Gujarat | Surat | BJP | 4,84,747 4 Lacs+ | 2,00,093 2 Lacs+ | 7,28,781 7 Lacs+ | 65,536 65 Thou+ | 4,02,404 4 Lacs+ | 2,35,975 2 Lacs+ | 4,21,351 4 Lacs+ | 25,38,887 25 Lacs+ |
| 470 | Babulal | Uttar Pradesh | Fatehpur Sikri | BJP | 3,67,329 3 Lacs+ | 1,81,500 1 Lacs+ | 3,19,930 3 Lacs+ | 4,28,860 4 Lacs+ | 11,67,699 11 Lacs+ | 62,000 62 Thou+ | 0 | 25,27,318 25 Lacs+ |
| 471 | Ashok Mahadeorao Nete | Maharashtra | Gadchiroli-Chimur | BJP | 4,45,152 4 Lacs+ | 78,657 78 Thou+ | 3,78,196 3 Lacs+ | 17,000 17 Thou+ | 16,06,315 16 Lacs+ | 0 | 0 | 25,25,320 25 Lacs+ |
| 472 | Vasanthi.M | Tamil Nadu | Tenkasi | AIADMK | 41,200 41 Thou+ | 0 | 3,13,335 3 Lacs+ | 1,29,660 1 Lacs+ | 16,99,135 16 Lacs+ | 3,31,756 3 Lacs+ | 0 | 25,15,086 25 Lacs+ |

Data in this Kit is presented in good faith, with an intention to inform voters. MPs' Election Expenditure Affidavits from the ECI Website (www.eci.nic.in) is the source of this analysis. Website:-
www.adrindia.org, www.myneta.info

| S.No. | Name | State | Constituency | Party | Expense incurred on Public Meetings and Processions without star | Expense incurred on Public Meetings and Processions with star | Expense incurred on Campaign Materials | Expense incurred on Campaigning through electronic/print media | Expense incurred on Vehicles Used | Expenses on campaign workers | Other misc expenses | Total expense declared |
|-------|-------------------------|-----------------|--------------|--------|--|---|--|--|-----------------------------------|------------------------------|-----------------------|------------------------|
| 473 | Srinivas Kesineni | Andhra Pradesh | Vijayawada | TDP | 47,700 47 Thou+ | 0 | 2,61,991 2 Lacs+ | 8,38,287 8 Lacs+ | 3,72,483 3 Lacs+ | 9,23,681 9 Lacs+ | 0 | 24,44,142 24 Lacs+ |
| 474 | B.S. Yeddyurappa | Karnataka | Shimoga | BJP | 3,92,140 3 Lacs+ | 5,967 5 Thou+ | 5,23,525 5 Lacs+ | 1,11,008 1 Lacs+ | 11,24,755 11 Lacs+ | 1,06,182 1 Lacs+ | 1,61,151 1 Lacs+ | 24,24,728 24 Lacs+ |
| 475 | Vinod Kumar Boinapally | Andhra Pradesh | Karimnagar | TRS | 0 | 1,73,756 1 Lacs+ | 2,43,570 2 Lacs+ | 6,57,313 6 Lacs+ | 12,07,856 12 Lacs+ | 1,03,195 1 Lacs+ | 25,000 25 Thou+ | 24,10,690 24 Lacs+ |
| 476 | Naramalli Sivaprasad | Andhra Pradesh | Chittoor | TDP | 6,000 6 Thou+ | 13,18,000 13 Lacs+ | 1,90,050 1 Lacs+ | 74,544 74 Thou+ | 7,13,560 7 Lacs+ | 58,820 58 Thou+ | 19,066 19 Thou+ | 23,80,040 23 Lacs+ |
| 477 | Prabakaran.K.R.P | Tamil Nadu | Tirunelveli | AIADMK | 2,92,225 2 Lacs+ | 0 | 3,73,450 3 Lacs+ | 3,38,175 3 Lacs+ | 7,46,200 7 Lacs+ | 5,80,485 5 Lacs+ | 0 | 23,30,535 23 Lacs+ |
| 478 | Rama Kishore Singh | Bihar | Vaishali | LJP | **2,59,559 2 Lacs+ | **6,36,948 6 Lacs+ | 0 | **93,905 93 Thou+ | **10,98,616 10 Lacs+ | 0 | **2,17,021 2 Lacs+ | 23,06,049 23 Lacs+ |
| 479 | Patel Lalubhai Babubhai | Daman & Diu | Daman & Diu | BJP | 7,42,075 7 Lacs+ | 0 | 6,03,275 6 Lacs+ | 1,22,550 1 Lacs+ | 7,88,340 7 Lacs+ | 22,530 22 Thou+ | 25,080 25 Thou+ | 23,03,850 23 Lacs+ |
| 480 | Jhina Hikaka | Orissa | Koraput | BJD | 63,031 63 Thou+ | 10,04,421 10 Lacs+ | 9,03,882 9 Lacs+ | 20,998 20 Thou+ | 2,26,727 2 Lacs+ | 78,100 78 Thou+ | 0 | 22,97,160 22 Lacs+ |
| 481 | V.Sathyabama | Tamil Nadu | Tiruppur | AIADMK | 12,22,900 12 Lacs+ | 0 | 18,200 18 Thou+ | 70,440 70 Thou+ | 8,69,300 8 Lacs+ | 94,200 94 Thou+ | 0 | 22,75,040 22 Lacs+ |
| 482 | Bandaru Dattatreya | Andhra Pradesh | Secunderabad | BJP | **67,790 67 Thou+ | **1,50,000 1 Lacs+ | **3,28,780 3 Lacs+ | **5,75,000 5 Lacs+ | **2,49,132 2 Lacs+ | **8,33,616 8 Lacs+ | **43,590 43 Thou+ | 22,47,908 22 Lacs+ |
| 483 | Neiphiu Rio | Nagaland | Nagaland | NPF | 12,89,849 12 Lacs+ | 0 | 8,28,000 8 Lacs+ | 78,950 78 Thou+ | 33,063 33 Thou+ | 0 | **16,427 16 Thou+ | 22,46,290 22 Lacs+ |
| 484 | Kalvakuntla Kavitha | Andhra Pradesh | Nizamabad | TRS | 1,98,240 1 Lacs+ | 8,30,801 8 Lacs+ | 0 | 10,04,654 10 Lacs+ | 2,06,150 2 Lacs+ | 0 | 0 | 22,39,845 22 Lacs+ |
| 485 | Godam Nagesh | Andhra Pradesh | Adilabad | TRS | **50,670 50 Thou+ | **13,69,879 13 Lacs+ | **37,000 37 Thou+ | **51,740 51 Thou+ | **1,59,888 1 Lacs+ | **3,44,000 3 Lacs+ | **2,02,134 2 Lacs+ | 22,15,311 22 Lacs+ |
| 486 | Dr. Jitendra Singh | Jammu & Kashmir | Udhampur | BJP | 5,00,000 5 Lacs+ | 0 | 2,25,000 2 Lacs+ | 5,08,000 5 Lacs+ | 9,50,000 9 Lacs+ | 1,25,000 1 Lacs+ | 89,000 89 Thou+ | 21,97,000 21 Lacs+ |

Data in this Kit is presented in good faith, with an intention to inform voters. MPs' Election Expenditure Affidavits from the ECI Website (www.eci.nic.in) is the source of this analysis. Website:-
www.adrindia.org, www.myneta.info

| S.No. | Name | State | Constituency | Party | Expense incurred on Public Meetings and Processions without star | Expense incurred on Public Meetings and Processions with star | Expense incurred on Campaign Materials | Expense incurred on Campaigning through electronic/print media | Expense incurred on Vehicles Used | Expenses on campaign workers | Other misc expenses | Total expense declared |
|-------|--------------------------|-----------------|------------------|-------------------------|--|---|--|--|-----------------------------------|------------------------------|---------------------|------------------------|
| 487 | Jaiprakash Narayan Yadav | Bihar | Banka | RJD | 2,20,500 2 Lacs+ | 68,785 68 Thou+ | 37,094 37 Thou+ | 9,493 9 Thou+ | 17,63,177 17 Lacs+ | 35,565 35 Thou+ | 54,343 54 Thou+ | 21,88,957 21 Lacs+ |
| 488 | Sharad Tripathi | Uttar Pradesh | Sant Kabir Nagar | BJP | 1,40,212 1 Lacs+ | 3,78,295 3 Lacs+ | 59,150 59 Thou+ | 52,880 52 Thou+ | 11,30,150 11 Lacs+ | 3,79,780 3 Lacs+ | 29,800 29 Thou+ | 21,73,267 21 Lacs+ |
| 489 | Rameshwar Teli | Assam | Dibrugarh | BJP | 6,27,375 6 Lacs+ | 1,91,619 1 Lacs+ | 2,11,200 2 Lacs+ | 0 | 8,79,860 8 Lacs+ | 2,11,760 2 Lacs+ | 0 | 21,21,814 21 Lacs+ |
| 490 | S.R. Vijayakumar | Tamil Nadu | Chennai Central | AIADMK | 15,59,334 15 Lacs+ | 3,53,806 3 Lacs+ | 0 | 81,572 81 Thou+ | 70,600 70 Thou+ | 24,000 24 Thou+ | 28,592 28 Thou+ | 21,17,904 21 Lacs+ |
| 491 | Kristappa Nimmala | Andhra Pradesh | Hindupur | TDP | 2,08,320 2 Lacs+ | 27,100 27 Thou+ | 1,96,672 1 Lacs+ | 94,936 94 Thou+ | 14,15,900 14 Lacs+ | 1,70,328 1 Lacs+ | 0 | 21,13,256 21 Lacs+ |
| 492 | Kadiyam Srihari | Andhra Pradesh | Warangal | TRS | 11,36,947 11 Lacs+ | 65,100 65 Thou+ | 0 | 0 | 9,10,233 9 Lacs+ | 0 | 0 | 21,12,280 21 Lacs+ |
| 493 | Abhijit Mukherjee | West Bengal | Jangipur | INC | 10,32,561 10 Lacs+ | 3,82,100 3 Lacs+ | 0 | 29,000 29 Thou+ | 2,83,979 2 Lacs+ | 0 | 3,73,599 3 Lacs+ | 21,01,239 21 Lacs+ |
| 494 | Satya Pal Singh | Uttar Pradesh | Sambhal | BJP | 0 | 0 | 1,08,973 1 Lacs+ | 27,592 27 Thou+ | 12,46,752 12 Lacs+ | 5,91,513 5 Lacs+ | 1,20,235 1 Lacs+ | 20,95,065 20 Lacs+ |
| 495 | R. Radhakrishnan | Puducherry | Pondicherry | All India N.R. Congress | 7,56,125 7 Lacs+ | 65,008 65 Thou+ | 1,05,246 1 Lacs+ | 74,225 74 Thou+ | 10,51,050 10 Lacs+ | 29,030 29 Thou+ | 0 | 20,80,684 20 Lacs+ |
| 496 | V.Elumalai | Tamil Nadu | Arani | AIADMK | 17,030 17 Thou+ | 1,42,018 1 Lacs+ | 1,31,573 1 Lacs+ | 0 | 7,93,500 7 Lacs+ | 13,720 13 Thou+ | 9,90,575 9 Lacs+ | 20,74,696 20 Lacs+ |
| 497 | Parasuraman.K | Tamil Nadu | Thanjavur | AIADMK | 29,200 29 Thou+ | 6,080 6 Thou+ | 2,04,410 2 Lacs+ | 99,000 99 Thou+ | 13,11,695 13 Lacs+ | 1,38,995 1 Lacs+ | 2,81,800 2 Lacs+ | 20,71,180 20 Lacs+ |
| 498 | K. Kamaraj | Tamil Nadu | Kallakurichi | AIADMK | 10,29,740 10 Lacs+ | 1,24,159 1 Lacs+ | 1,46,188 1 Lacs+ | 11,055 11 Thou+ | 4,82,008 4 Lacs+ | 2,75,050 2 Lacs+ | 0 | 20,68,200 20 Lacs+ |
| 499 | Arjun Charan Sethi | Orissa | Bhadrak | BJD | 2,20,000 2 Lacs+ | 5,14,917 5 Lacs+ | 4,57,665 4 Lacs+ | 0 | 70,000 70 Thou+ | 7,61,500 7 Lacs+ | 20,939 20 Thou+ | 20,45,021 20 Lacs+ |
| 500 | Jugal Kishore | Jammu & Kashmir | Jammu | BJP | 5,00,000 5 Lacs+ | 0 | 3,50,000 3 Lacs+ | 4,00,000 4 Lacs+ | 5,10,000 5 Lacs+ | 1,25,000 1 Lacs+ | 1,41,000 1 Lacs+ | 20,26,000 20 Lacs+ |

Data in this Kit is presented in good faith, with an intention to inform voters. MPs' Election Expenditure Affidavits from the ECI Website (www.eci.nic.in) is the source of this analysis. Website:-
www.adrindia.org, www.myneta.info

| S.No. | Name | State | Constituency | Party | Expense incurred on Public Meetings and Processions without star | Expense incurred on Public Meetings and Processions with star | Expense incurred on Campaign Materials | Expense incurred on Campaigning through electronic/print media | Expense incurred on Vehicles Used | Expenses on campaign workers | Other misc expenses | Total expense declared |
|-------|-------------------------------------|-----------------|-------------------|--------|--|---|--|--|-----------------------------------|------------------------------|---------------------|-------------------------|
| 501 | P.C. Mohan | Karnataka | Bangalore Central | BJP | 3,09,510 3 Lacs+ | 1,70,000 1 Lacs+ | 72,981 72 Thou+ | 54,000 54 Thou+ | 6,73,801 6 Lacs+ | 6,85,550 6 Lacs+ | 36,136 36 Thou+ | 20,01,978 20 Lacs+ |
| 502 | Manohar Untwal | Madhya Pradesh | Dewas | BJP | 44,395 44 Thou+ | 1,98,560 1 Lacs+ | 2,24,916 2 Lacs+ | 2,500 2 Thou+ | 10,92,029 10 Lacs+ | 2,25,736 2 Lacs+ | 1,66,843 1 Lacs+ | 19,82,979 19 Lacs+ |
| 503 | Prasanna Kumar Patasani, | Orissa | Bhubaneswar | BJD | 5,57,157 5 Lacs+ | 1,68,540 1 Lacs+ | 3,60,474 3 Lacs+ | 0 | 1,24,195 1 Lacs+ | 7,30,635 7 Lacs+ | 27,800 27 Thou+ | 19,68,801 19 Lacs+ |
| 504 | Subhash Patel | Madhya Pradesh | Khargone | BJP | 11,000 11 Thou+ | 4,09,295 4 Lacs+ | 1,83,657 1 Lacs+ | 0 | 10,84,700 10 Lacs+ | 2,07,100 2 Lacs+ | 35,235 35 Thou+ | 19,30,987 19 Lacs+ |
| 505 | Jutur Chinna Reddy Divakar Reddy | Andhra Pradesh | Anantapur | TDP | 1,56,523 1 Lacs+ | 1,53,059 1 Lacs+ | 1,38,970 1 Lacs+ | 5,15,420 5 Lacs+ | 7,04,030 7 Lacs+ | 2,24,829 2 Lacs+ | 0 | 18,92,831 18 Lacs+ |
| 506 | Md. Salim | West Bengal | Raiganj | CPI(M) | 6,43,993 6 Lacs+ | 1,01,375 1 Lacs+ | 3,13,910 3 Lacs+ | 0 | 5,94,904 5 Lacs+ | 0 | 2,09,029 2 Lacs+ | 18,63,211 18 Lacs+ |
| 507 | Yarram Venkata Subbareddy | Andhra Pradesh | Ongole | YSRCP | 7,73,585 7 Lacs+ | 0 | 0 | 6,15,078 6 Lacs+ | 4,73,260 4 Lacs+ | 0 | 0 | 18,61,923 18 Lacs+ |
| 508 | Prabhas Kumar Singh | Orissa | Bargarh | BJD | 5,73,903 5 Lacs+ | 3,58,601 3 Lacs+ | 99,772 99 Thou+ | 36,023 36 Thou+ | 3,51,460 3 Lacs+ | 3,76,640 3 Lacs+ | 0 | 17,96,400 17 Lacs+ |
| 509 | Nandi Yellaiah | Andhra Pradesh | Nagarkurnool | INC | 91,900 91 Thou+ | 1,42,765 1 Lacs+ | 1,07,872 1 Lacs+ | 2,84,894 2 Lacs+ | 7,45,877 7 Lacs+ | 4,13,098 4 Lacs+ | 0 | 17,86,406 17 Lacs+ |
| 510 | Ramen Deka | Assam | Mangaldoi | BJP | 4,42,951 4 Lacs+ | 4,79,800 4 Lacs+ | 1,83,647 1 Lacs+ | 32,000 32 Thou+ | 2,10,000 2 Lacs+ | 2,31,000 2 Lacs+ | 2,01,519 2 Lacs+ | 17,80,917 17 Lacs+ |
| 511 | Raj Nath Singh | Uttar Pradesh | Lucknow | BJP | 7,21,055 7 Lacs+ | **1,23,408 1 Lacs+ | 0 | 5,11,101 5 Lacs+ | 4,21,388 4 Lacs+ | 0 | 0 | **17,76,952 17 Lacs+ |
| 512 | A.Arunmozhithevan | Tamil Nadu | Cuddalore | AIADMK | 3,25,350 3 Lacs+ | 0 | 3,46,330 3 Lacs+ | 0 | 8,02,560 8 Lacs+ | 2,79,897 2 Lacs+ | 0 | 17,54,137 17 Lacs+ |
| 513 | Bhagwant Mann | Punjab | Sangrur | AAP | 0 | 10,68,240 10 Lacs+ | 0 | 7,500 7 Thou+ | 5,83,800 5 Lacs+ | 84,000 84 Thou+ | 0 | 17,43,540 17 Lacs+ |
| 514 | Tariq Hameed Karra | Jammu & Kashmir | Srinagar | JKPDP | 7,63,977 7 Lacs+ | 0 | 0 | 1,27,350 1 Lacs+ | 7,57,314 7 Lacs+ | 0 | 85,680 85 Thou+ | 17,34,321 17 Lacs+ |

Data in this Kit is presented in good faith, with an intention to inform voters. MPs' Election Expenditure Affidavits from the ECI Website (www.eci.nic.in) is the source of this analysis. Website:-
www.adrindia.org, www.myneta.info

| S.No. | Name | State | Constituency | Party | Expense incurred on Public Meetings and Processions without star | Expense incurred on Public Meetings and Processions with star | Expense incurred on Campaign Materials | Expense incurred on Campaigning through electronic/print media | Expense incurred on Vehicles Used | Expenses on campaign workers | Other misc expenses | Total expense declared |
|-------|---------------------------------|-------------------|----------------|---------------------------|--|---|--|--|-----------------------------------|------------------------------|---------------------|------------------------|
| 515 | Bhartruhari Mahatab | Orissa | Cuttack | BJD | 2,73,086 2 Lacs+ | 1,68,373 1 Lacs+ | 4,65,188 4 Lacs+ | 600 6 Hund+ | 1,31,547 1 Lacs+ | 6,42,400 6 Lacs+ | 27,806 27 Thou+ | 17,09,001 17 Lacs+ |
| 516 | Selvakumara Chinnayan S | Tamil Nadu | Erode | AIADMK | 95,950 95 Thou+ | 0 | 6,13,900 6 Lacs+ | 1,31,082 1 Lacs+ | 7,42,872 7 Lacs+ | 85,200 85 Thou+ | 31,744 31 Thou+ | 17,00,748 17 Lacs+ |
| 517 | Sidhant Mohapatra | Orissa | Berhampur | BJD | 4,42,454 4 Lacs+ | 3,00,078 3 Lacs+ | 2,25,900 2 Lacs+ | 0 | 3,15,700 3 Lacs+ | 4,16,250 4 Lacs+ | 0 | 17,00,382 17 Lacs+ |
| 518 | Prof. Azmeera Seetaram Naik | Andhra Pradesh | Mahabubabad | TRS | **5,10,478 5 Lacs+ | **1,71,050 1 Lacs+ | **94,864 94 Thou+ | **3,71,159 3 Lacs+ | **3,53,277 3 Lacs+ | **70,500 70 Thou+ | **2,844 2 Thou+ | 15,74,172 15 Lacs+ |
| 519 | Avinash Reddy Yeduguri Sandinti | Andhra Pradesh | Kadapa | YSRCP | 64,357 64 Thou+ | 0 | 2,76,452 2 Lacs+ | 1,16,627 1 Lacs+ | 7,50,174 7 Lacs+ | 3,44,060 3 Lacs+ | 0 | 15,51,670 15 Lacs+ |
| 520 | C. L. Ruala | Mizoram | Mizoram | INC | 0 | 0 | 3,17,178 3 Lacs+ | 93,733 93 Thou+ | 99,443 99 Thou+ | 10,07,790 10 Lacs+ | 0 | 15,18,144 15 Lacs+ |
| 521 | Naba Kumar Sarania | Assam | Kokrajhar | IND | 7,40,220 7 Lacs+ | 0 | 2,36,946 2 Lacs+ | 0 | 2,38,684 2 Lacs+ | 2,63,500 2 Lacs+ | 12,312 12 Thou+ | 14,91,662 14 Lacs+ |
| 522 | Varaprasad Rao Velagapalli | Andhra Pradesh | Tirupati | YSRCP | **5,49,153 5 Lacs+ | **1,67,531 1 Lacs+ | 0 | 0 | **7,28,589 7 Lacs+ | 0 | 0 | 14,45,273 14 Lacs+ |
| 523 | Mohammed Faizal.P.P | Lakshadweep | Lakshadweep | NCP | 9,18,922 9 Lacs+ | 0 | 4,72,437 4 Lacs+ | 0 | 0 | 0 | 0 | 13,91,359 13 Lacs+ |
| 524 | Kiren Rijiju | Arunachal Pradesh | Arunachal West | BJP | 10,33,511 10 Lacs+ | 0 | 2,51,500 2 Lacs+ | 15,000 15 Thou+ | 70,038 70 Thou+ | 0 | 0 | 13,70,049 13 Lacs+ |
| 525 | Ram Kumar Sharma | Bihar | Sitamarhi | Rashtriya Lok Samta Party | 0 | 2,48,090 2 Lacs+ | 0 | 10,000 10 Thou+ | 11,00,668 11 Lacs+ | 0 | 0 | 13,58,758 13 Lacs+ |
| 526 | Dr. Thokchom Meinya | Manipur | Inner Manipur | INC | 8,71,530 8 Lacs+ | 0 | 0 | 0 | 3,83,409 3 Lacs+ | 0 | 0 | 12,54,939 12 Lacs+ |
| 527 | Butta Renuka | Andhra Pradesh | Kurnool | YSRCP | 0 | 36,444 36 Thou+ | 4,14,740 4 Lacs+ | 3,51,226 3 Lacs+ | 3,21,200 3 Lacs+ | 77,498 77 Thou+ | 0 | 12,01,108 12 Lacs+ |

Data in this Kit is presented in good faith, with an intention to inform voters. MPs' Election Expenditure Affidavits from the ECI Website (www.eci.nic.in) is the source of this analysis. Website:-
www.adrindia.org, www.myneta.info

| S.No. | Name | State | Constituency | Party | Expense incurred on Public Meetings and Processions without star | Expense incurred on Public Meetings and Processions with star | Expense incurred on Campaign Materials | Expense incurred on Campaigning through electronic/print media | Expense incurred on Vehicles Used | Expenses on campaign workers | Other misc expenses | Total expense declared |
|-------|-------------------------------|----------------|----------------|--|--|---|--|--|-----------------------------------|------------------------------|-----------------------|------------------------|
| 528 | P.V.Midhun Reddy | Andhra Pradesh | Rajampet | YSRCP | 35,000 35 Thou+ | 0 | 7,225 7 Thou+ | 60,357 60 Thou+ | 9,08,147 9 Lacs+ | 1,72,000 1 Lacs+ | 0 | 11,82,729 11 Lacs+ |
| 529 | Kothapalli Geetha | Andhra Pradesh | Araku | YSRCP | 81,056 81 Thou+ | 4,46,715 4 Lacs+ | 1,78,500 1 Lacs+ | 12,600 12 Thou+ | 3,31,248 3 Lacs+ | 21,400 21 Thou+ | 1,08,017 1 Lacs+ | 11,79,536 11 Lacs+ |
| 530 | Nagendra Kumar Pradhan | Orissa | Sambalpur | BJD | 3,26,539 3 Lacs+ | 78,935 78 Thou+ | 87,333 87 Thou+ | 0 | 1,52,300 1 Lacs+ | **3,11,063 3 Lacs+ | 1,66,800 1 Lacs+ | 11,20,870 11 Lacs+ |
| 531 | Asaduddin Owaisi | Andhra Pradesh | Hyderabad | All India Majlis-E-Ittehadul Muslimeen | **60,310 60 Thou+ | 0 | **1,52,150 1 Lacs+ | **4,18,436 4 Lacs+ | **2,19,936 2 Lacs+ | **2,53,630 2 Lacs+ | 0 | 11,04,462 11 Lacs+ |
| 532 | Anbumani Ramadoss | Tamil Nadu | Dharmapuri | PMK | 40,725 40 Thou+ | 98,635 98 Thou+ | 62,597 62 Thou+ | 15,000 15 Thou+ | 7,97,712 7 Lacs+ | 17,675 17 Thou+ | 26,798 26 Thou+ | 10,59,142 10 Lacs+ |
| 533 | Ramachandran, K.N. Thiru | Tamil Nadu | Sriperumbudur | AIADMK | 2,24,070 2 Lacs+ | 39,500 39 Thou+ | 9,000 9 Thou+ | 55,000 55 Thou+ | 6,01,979 6 Lacs+ | 41,150 41 Thou+ | 25,460 25 Thou+ | 9,96,159 9 Lacs+ |
| 534 | Balabhadra Majhi | Orissa | Nabarangpur | BJD | 1,45,150 1 Lacs+ | 1,37,120 1 Lacs+ | 1,66,300 1 Lacs+ | 0 | 3,54,000 3 Lacs+ | 55,000 55 Thou+ | 21,000 21 Thou+ | 8,78,570 8 Lacs+ |
| 535 | Vanaroja R | Tamil Nadu | Tiruvannamalai | AIADMK | **2,56,150 2 Lacs+ | 0 | **33,800 33 Thou+ | 0 | **1,06,850 1 Lacs+ | **1,52,000 1 Lacs+ | 0 | 5,48,800 5 Lacs+ |
| 536 | Ashok Gajapathi Raju Pusapati | Andhra Pradesh | Vizianagaram | TDP | 0 | 0 | **30,300 30 Thou+ | 0 | **2,79,575 2 Lacs+ | 0 | **1,00,405 1 Lacs+ | 4,10,280 4 Lacs+ |
| 537 | Shyama Charan Gupta | Uttar Pradesh | Allahabad | BJP | 0 | 0 | 0 | 0 | **5,518 5 Thou+ | **8,851 8 Thou+ | **25,000 25 Thou+ | 39,369 39 Thou+ |

Table: Full expense details of MPs

****Abstract statements of election expenses for these candidates are not available and expense details have been filled in from the DEO summary reports. Itemized expense details for these candidates are therefore unavailable**

CONTACTS

National Election Watch/Association for Democratic Reforms:

| | | | |
|---|--|---|--|
| <p>Media and Journalist Helpline</p> <p>+91 80103 94248</p> <p>Email: adr@adrindia.org</p> | <p>Maj. Gen.(Retd.) Anil Verma</p> <p>Head</p> <p>National Election Watch, Association for Democratic Reforms</p> <p>011 4165 4200</p> <p>+91 88264 79910</p> <p>adr@adrIndia.org, anilverma@adrindia.org</p> | <p>Prof Jagdeep Chhokar</p> <p>IIM Ahmedabad (Retd.)</p> <p>Founder Member, National Election Watch, Association for Democratic Reforms</p> <p>+91 99996 20944</p> <p>jchhokar@gmail.com</p> | <p>Prof Trilochan Sastry</p> <p>IIM Bangalore</p> <p>Founder Member, National Election Watch, Association for Democratic Reforms</p> <p>+91 94483 53285</p> <p>trilochans@iimb.ernet.in</p> |
|---|--|---|--|

DISCLAIMER

All information about MPs in this report has been taken from the expense details filed by the MPs and uploaded on the CEO Websites. **ADR does not add or subtract any information, unless the EC changes the data. In particular, no unverified information from any other source is used.** While all effort has been made to ensure that the information is in keeping with what is mentioned in the abstract statements provided, in case of discrepancy between information in this report and that given in the abstracts, the information reported in the abstracts filed by candidates should be treated as correct. Association for Democratic Reforms, National Election Watch and their volunteers are not responsible or liable for any damage arising directly or indirectly from the publication of this report.

Data in this Kit is presented in good faith, with an intention to inform voters. MPs' Election Expenditure Affidavits from the ECI Website (www.eci.nic.in) is the source of this analysis. Website:-
www.adrindia.org, www.myneta.info