

Andhra Pradesh

Lok Sabha 2009 Elections

CONTENTS

Executive summary for candidates& MPs.....	234
Voting and winning trend.....	236
Analysis based on pending criminal cases.....	238
Pending criminal cases- analysis for candidates.....	238
Party wise break up for candidates with pending criminal cases	238
Party wise pending criminal cases details in LS 2004 vs LS 2009.....	240
Details for candidates based on pending criminal cases.....	241
Pending criminal cases- analysis for MPs	242
Party wise break up for MPs with pending criminal cases.....	243
Top MPs with most serious pending criminal cases.....	244
Analysis based on assets.....	245
Analysis based on assets – for candidates	245
Average assets for Candidates.....	246
Top 20 crorepati candidates.....	247
Analysis based on assets- for MPs.....	248
Chances of winning based on assets.....	249
Crorepati MPs- party wise break up	249
Average assets per MP for major parties	250
Asset comparison for candidates and MPs.....	251
Asset position in constituency among candidates and chances of winning.....	251
Crorepati MPs – PAN not given.....	252
Details of top 20 MPs based on maximum assets.....	253
Female representation in Lok Sabha 2009 elections	254
Full Asset and pending criminal cases details.....	255
Assets for all MPs from Andhra Pradesh in Lok Sabha 2009.....	255
Full details of pending criminal records on MPs from Andhra Pradesh.....	257

Andhra Pradesh Election Watch*

Lok Sabha elections 2009

Lok Sabha 2009 elections were held in two phases in Andhra Pradesh on April 16, 2009 and April 23rd, 2009. This report includes the analysis of voting trend, criminalization, money power, gender etc in these elections. Information provided by ECI and details from the affidavits filed by contesting candidates have been used for above analysis.

Growth of political parties

In Lok Sabha 2004, 24 parties contested which rose to 43 in Lok Sabha 2009 elections. This reflects a rise of 79 % in the number of parties from Lok Sabha 2004 Elections to Lok Sabha 2009 Elections.

Growth in number of candidates

569 candidates contested Lok Sabha 2009 elections from Andhra Pradesh as compared to 279 candidates in Lok Sabha 2004. There was a jump of 104% in number of candidates contesting in 2009.

Executive summary for candidates and MPs

Summary for candidates

- Affidavits of 534 candidates out of 569 contesting Lok Sabha 2009 elections were analyzed by ANDHRA PRADESH ELECTION WATCH*.
- Out of these 534 candidates, 60 candidates or 11% declared pending criminal cases against them. Of 42 candidates of INC, 10 (24%) had pending criminal cases. 3 out of 9(33%) candidates from TRS and 9 out of 31(29%) of candidates from TDP have pending criminal cases against them.
- There were 159 candidates of six main parties (INC, BJP, BSP, TRS, TDP, & AIMIM) and out of these 159 candidates 29 (18%) had pending criminal cases against them. Comparing this to Lok Sabha 2004 elections, there were 119 candidates of the same six major parties. Out of these 119 candidates 7 (6%) had pending criminal cases against them.
- There were 41 IPC charges of heinous nature on the candidates which included murder, attempt to murder, kidnapping, extortion, etc.
- Candidates from TDP and PRAP were accused of murder and attempt to murder.
- There were total 9 Red Alert constituencies where 3 or more contesting candidates had pending criminal cases. Kadapa, Nandyal and Hyderabad had 5 candidates each with pending criminal cases.

* This report would not have been possible without the efforts of several volunteers, groups and organizations from the state. ADR and NEW especially acknowledge with gratitude the efforts of Mr. Ajay Gandhi from Manthan Foundation, Mr. Rajendraprasad from MV Foundation, Mr. Umesh Varma from United Forum for RTI Campaign AP, Mr. B R K Raju from National Alliance for People's Movement AP Chapter, Mr. P S Ajay Kumar from Andhra Pradesh Vyavasaaya Vruthidarulaa Union-APVVU, Mr. Mujeeb Khan from Bhumi, Forum for Better Vishaka, Mr. Bhujanga Rao S from SPACE Vishakapatnam, Mr. Suresh Deepala from AID India Hyd Chapter, Mr. K Rajendra from Kadali Network Coastal AP, Mr. S V R V Prasad from ASDS, Action in Rural Technology & Service(ARTS) Srikakulam, ADDF, Anantha Paryavarna Parirakshana Samithi (APPS) – Ananthapur, Mr. D Roshan Kumar from Social Education and Economic Development Society (SEEDS) – Guntur, Mr. Bhaskar from SIRI - Society for Integration and Rural Inspirity Guntur, Mr. L Balaji from Chetana Society-Hyderabad, Mr. Venkat Reddy from IDO (Integrated Development Organization) – Nalgonda and Mr. J A Chowdhary from Lets Vote.

This volume is dedicated to all who were part of the Election Watch.

- A total of 122 candidates out of 534 i.e. 23% were crorepatis.
- A total of 61 candidates declared zero assets.
- A total of 114 candidates declared liabilities above 5 lakhs.
- Among major parties, the average asset per candidate for INC was Rs. 16 crores, for TDP was Rs 12 crores, for TRS was Rs. 5 crores.
- 58% of candidates (309 of 534) had not furnished PAN card details.
- Number of women candidates was just 39 (7%) as compared to 530 of men (93%).
- 49% candidates (264 of 534) were graduates & above.
- None of the parties managed to get votes anywhere near 50%. The highest votes polled were approx 39% by INC and about 28% of the total registered voters. TDP managed 25% of the votes. The third highest votes (11%) went to PRAP but they did not win any seats.

Summary for MPs

- Of the 10 candidates with the most serious criminal charges against them, only 2 won and the remaining 8 were rejected by the voters.
- Out of 42 MPs, 11 (26%) have pending criminal cases against them. In Lok Sabha 2004, 4 (10%) had pending criminal cases against them.
- Out of these 11 MPs with pending criminal cases, there are pending serious criminal cases against 3 MPs. Contrasting this with Lok Sabha 2004, 1 MP had serious pending criminal cases.
- The number of crorepati MPs has increased from 22 in Lok Sabha 2004 to 32 in Lok Sabha 2009.
- Among major parties, the average asset per MP for TDP was Rs. 29 crores, for TRS was Rs 14 crores and for INC was Rs. 13 crores.
- Average asset for a MP from Andhra Pradesh was Rs 15.85 crores.
- Out of 42 MPs, 3 had not declared their PAN details.
- Out of 39 women contestants, only 5 managed to win. Hence only 7% of MPs from Andhra Pradesh in current Lok Sabha are women.

Voting and winning trend

The % of votes polled by major parties

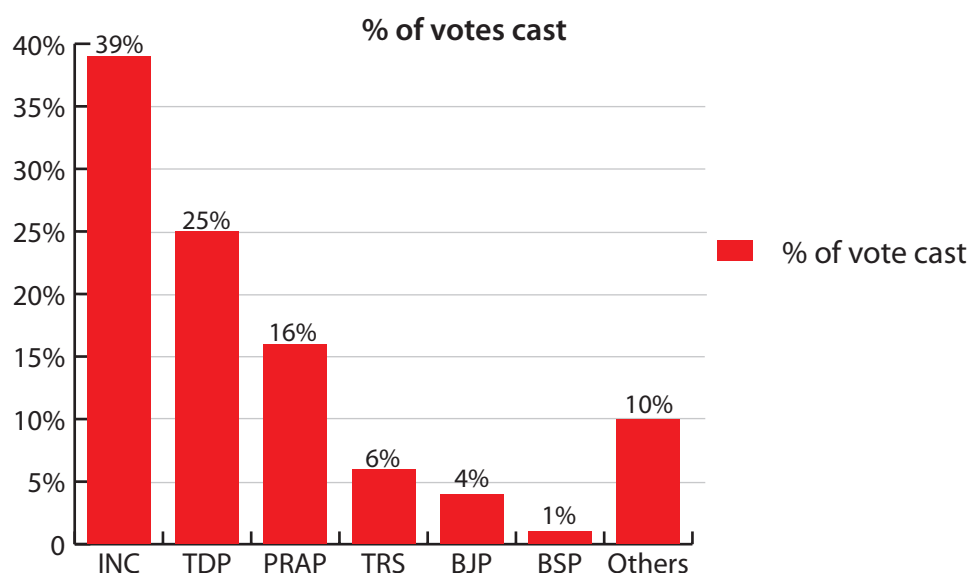
The % of votes polled by four major parties clearly shows that none of the parties got anywhere close to the 50% mark. Total voting in the state was 73%. INC managed approx 39 % of the votes cast and only 28% of the registered voters. TDP managed just 25% votes cast and 18% registered voters. The total electorate in Andhra Pradesh was 5,78,97,187 and the total votes cast were 4,20,46,920.

Further break-up is given table-

Table: Per cent of votes cast

Party	Total votes cast for the party	% of votes cast	% of total registered voters
Indian National Congress(INC)	1,63,77,782	39%	28%
Telugu Desam Party(TDP)	1,04,81,348	25%	18%
Praja Rajyam Party(PRAP)	65,90,026	16%	11%
Telangana Rash-tra Samithi(TRS)	25,82,326	6%	4%
Bhartiya Janta Party(BJP)	15,77,499	4%	3%
Bahujan Samaj Party(BSP)	3,84,614	1%	1%
Others	4,053,325	10%	7%

Figure: Per cent of votes cast in Andhra Pradesh- party wise



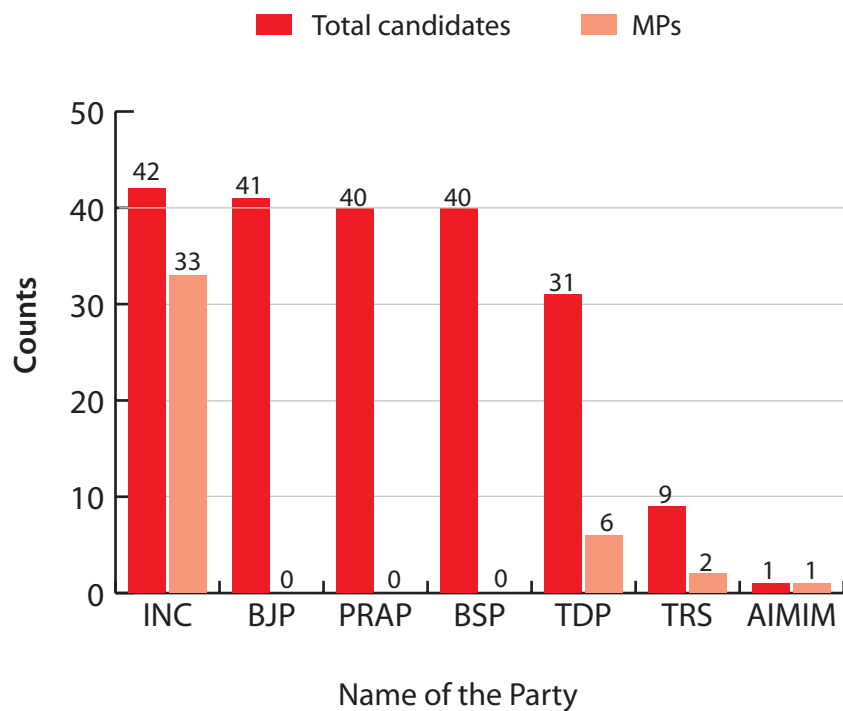
Candidates vs MPs

Andhra Pradesh has 42 parliamentary constituencies. Maximum numbers of MPs (33) are from INC followed by 6 of TDP. TRS follows with 2 MPs. The breakup of MPs as compared to total candidates from the party are-

Table: Candidates & MPs – Andhra Pradesh

Party	Total candidates	MPs
INC	42	33
BJP	41	0
PRAP	40	0
BSP	40	0
TDP	31	6
TRS	9	2
AIMIM	1	1

Fig: Candidates vs. MPs- party wise



Analysis based on pending criminal cases

Pending criminal cases- analysis for candidates

Total 534 affidavits were analyzed by Andhra Pradesh Election Watch for Lok Sabha 2009 elections. Out of these 534 candidates, 60 candidates or 11% declared pending criminal cases against them. Out of these 60 candidates with pending criminal cases, 22 had pending serious criminal cases like murder, attempt to murder, kidnapping, robbery, extortion etc.

Party wise break up for candidates with pending criminal cases

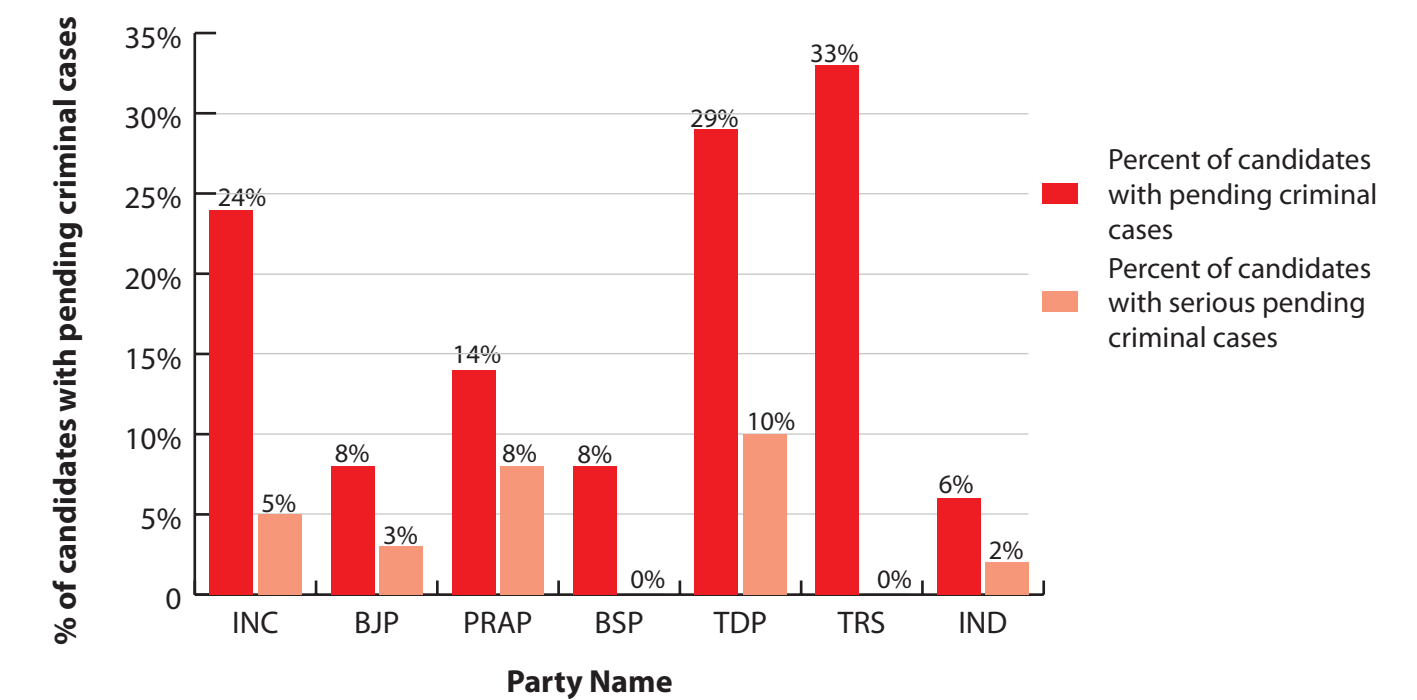
A total of 60 candidates contesting elections from Andhra Pradesh had pending criminal cases against them. Out of 42 candidates of INC, 10 (24%) had pending criminal cases. 3 out of 9(33%) candidates from TRS and 9 out of 31(29%) of candidates from TDP had pending criminal cases against them.

Table: Candidates with pending criminal cases and serious pending criminal cases- party wise break up

Party	Total candidates analysed	Candidates with pending criminal cases	Percent of candidates with pending criminal cases	Number of candidates with pending serious criminal cases	Percent of candidates with pending serious criminal cases
INC	42	10	24%	2	5%
BJP	38	3	8%	1	3%
PRAP	37	5	14%	3	8%
BSP	38	3	8%	0	0%
TDP	31	9	29%	3	10%
TRS	9	3	33%	0	0%
AIMIM*	1	1	100%	1	100%
IND	203	13	6%	5	2%
Others	135	13	10%	7	5%
Total	534	60	11%	22	4%

*AIMIM fielded only 1 candidate. This candidate had serious pending criminal cases.

Figure: Comparison of pending criminal cases and serious pending criminal cases for candidates of main parties from Andhra Pradesh



Party wise comparision of pending criminal cases on candidates in Lok Sabha 2004 & Lok Sabha 2009

A comparison between 2009 & Lok Sabha 2004 elections of candidates from six major parties and with pending criminal cases shows that for all 6 parties- INC, BJP, BSP, TDP, TRS and AIMIM the number of candidates with pending criminal cases has increased in 2009 elections as compared to 2004 elections.

Table: Comparison Lok Sabha 2004 vs. Lok Sabha 2009 (criminal candidates)

Party	Lok Sabha 2004			Lok Sabha 2009		
	Number of candidates analysed	Candidates with pending criminal cases	% of candidates with pending criminal cases	Number of candidates analysed	Candidates with pending criminal cases	% of candidates with pending criminal cases
INC	34	3	9%	42	10	24%
BJP	9	0	0%	38	3	8%
BSP	20	1	5%	38	3	8%
TDP	32	2	6%	31	9	29%
TRS	22	1	5%	9	3	33%
AIMIM	2	0	0%	1	1	100%
Total for top 6 parties	119	7	6%	159	29	18%

*PRAP was formed after the Lok Sabha 2004 elections and has thus been omitted from the above table.

Details for candidates based on pending criminal cases

The table below list of 10 candidates with most serious pending criminal records. Only 2 of these candidates won & rest lost in elections.

S No	Name	Constitu- ency	Party	Serious IPC Counts	Total Cases	Details of Serious IPC Counts	Won/ Lost
1	ASADUDDIN OWAISI	Hyderabad	AIMIM	5	4	4 charges of promoting enmity between different groups/insulting religions. 1 charge of voluntarily causing hurt by dangerous weapons or means.	Won
2	ALLU ARAVIND	Anakapalle	PRAP	4	1	1 charge related to cheating. 3 charges related to forgery	Lost
3	D. A. Srinivas	Rajampet	PRAP	4	1	2 charge related to murder, 2 charges of voluntarily causing hurt by dangerous weapons or means.	Lost
4	BUGATHA BANGARRAO	Kakinada	CPI(ML)(L)	3	7	1 charge related to murder. 2 charges related to theft	Lost
5	N KISHORE KUMAR REDDY	Kadapa	JD(S)	3	3	1 charge of voluntarily causing hurt by dangerous weapons or means, 2 charges related to cheating	Lost
6	MEDA SRINI- VAS	Rajahmundry	RPC(S)	2	7	1 charge related to cheat- ing.1 charge related to extortion	Lost
7	M. SHIVA KUMAR	Zahirabad	PRAP	2	2	1 charge related to death by negligence. 1 charge related to illegal payments with respect to elections.	Lost
8	VENUGO- PALA REDDY MODUGULA	Narasaraopet	TDP	2	2	1 charge related to murder, 1 charge of voluntarily causing hurt by dangerous weapons or means.	Won
9	K SAINATH SARMA	Kadapa	RDHP	2	2	2 charges related to cheating	Lost
10	Y RAMESH REDDY	Kadapa	IND	2	1	1 charges related to murder, 1 charge of voluntarily causing hurt by dangerous weapons or means.	Lost

Pending criminal cases- analysis for MPs

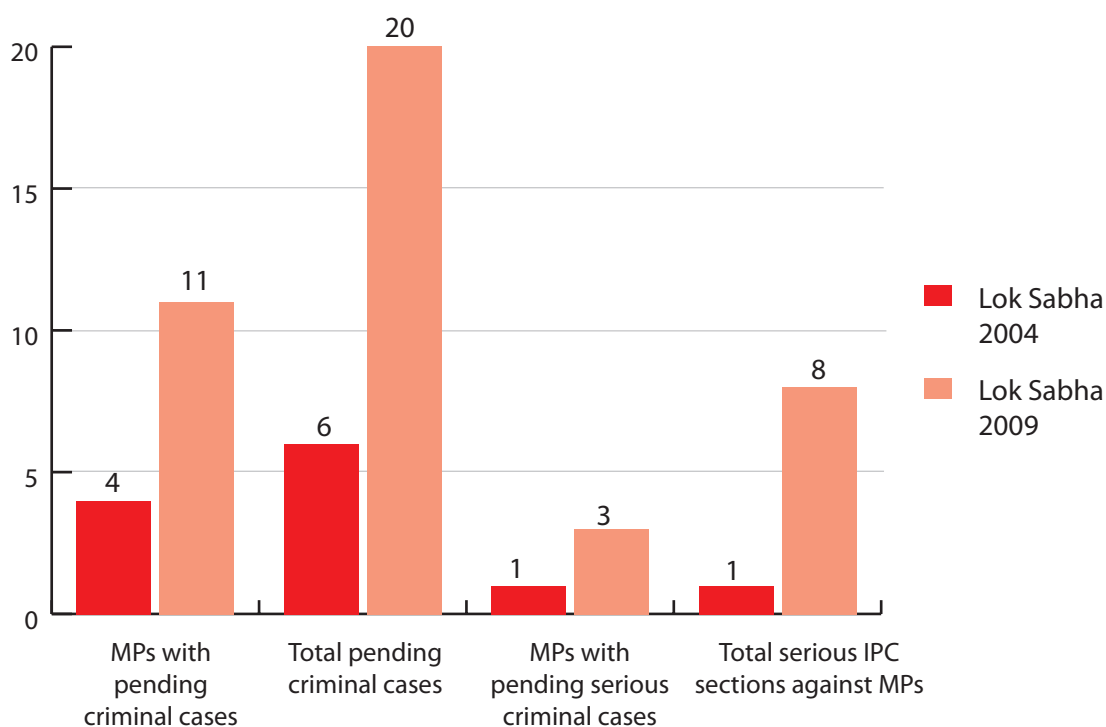
Out of 42 MPs from Andhra Pradesh in Lok Sabha 2009, 11 MPs have pending criminal cases against them. Out of these 11 MPs, there are pending serious criminal cases against 3 MPs. Contrasting this with Lok Sabha 2004, only 1 MP had serious pending criminal cases.

Given below is a current analysis for MPs with pending criminal charges elected from Andhra Pradesh. The presence of MPs with pending criminal cases from Andhra Pradesh in Lok Sabha has increased by 175%.

Table : Comparison Lok Sabha 2004 & 2009- MPs with pending criminal cases

	Lok Sabha 2004	Lok Sabha 2009	In-crease	% increase
MPs with pending criminal cases	4	11	7	175%
Total Pending criminal cases	6	20	14	233%
MPs with pending serious criminal cases	1	3	2	200%
Total serious IPC sections against MPs	1	8	7	700%

Figure: Comparison Lok Sabha 2004 & 2009- MPs with pending criminal cases



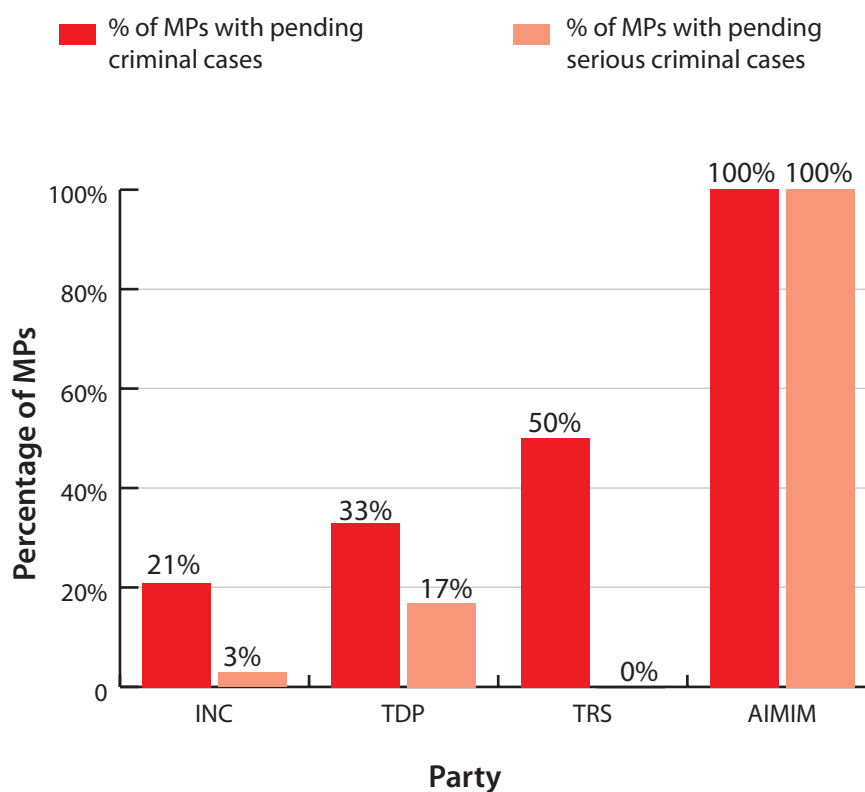
Party wise break up for MPs with pending criminal cases

Out of total 11 MPs with pending criminal cases 7 are of INC, 2 of TDP and 1 each of TRS and AIMIM. The comparison between total candidates and MPs is given below.

Table: MPs with pending criminal cases- party wise

Party	Total candidates analysed	Total MPs	MPs with pending criminal cases	% of MPs with pending criminal cases	MPs with pending serious criminal cases	% of MPs with pending serious criminal cases
INC	42	33	7	21%	1	3%
TDP	31	6	2	33%	1	17%
TRS	9	2	1	50%	0	0%
AIMIM	1	1	1	100%	1	100%

Figure: % MPs with pending criminal cases- party wise



Top MPs with most serious pending criminal cases

Given below is a list of the 3 MPs from Andhra Pradesh who have serious pending criminal cases against them.

Table: List of MPs with most serious pending criminal cases

S No	Candidate	Party	Constitu- ency	Cases Total	Serious IPC Counts	Details of Serious IPC Counts
1	Asaduddin Owaisi	AIMIM	Hyderabad	4	5	4 charges of promoting en- mity between different groups/ insulting religions. 1 charge of voluntarily causing hurt by dangerous weapons or means.
2	VENUGO- PALA REDDY MODUGULA	TDP	Narasaraopet	2	2	1 charge related to murder, 1 charge of voluntarily causing hurt by dangerous weapons or means.
3	B. JHANSI	INC	Vizianagaram	1	1	1 charge of furnishing false information.

Analysis based on assets

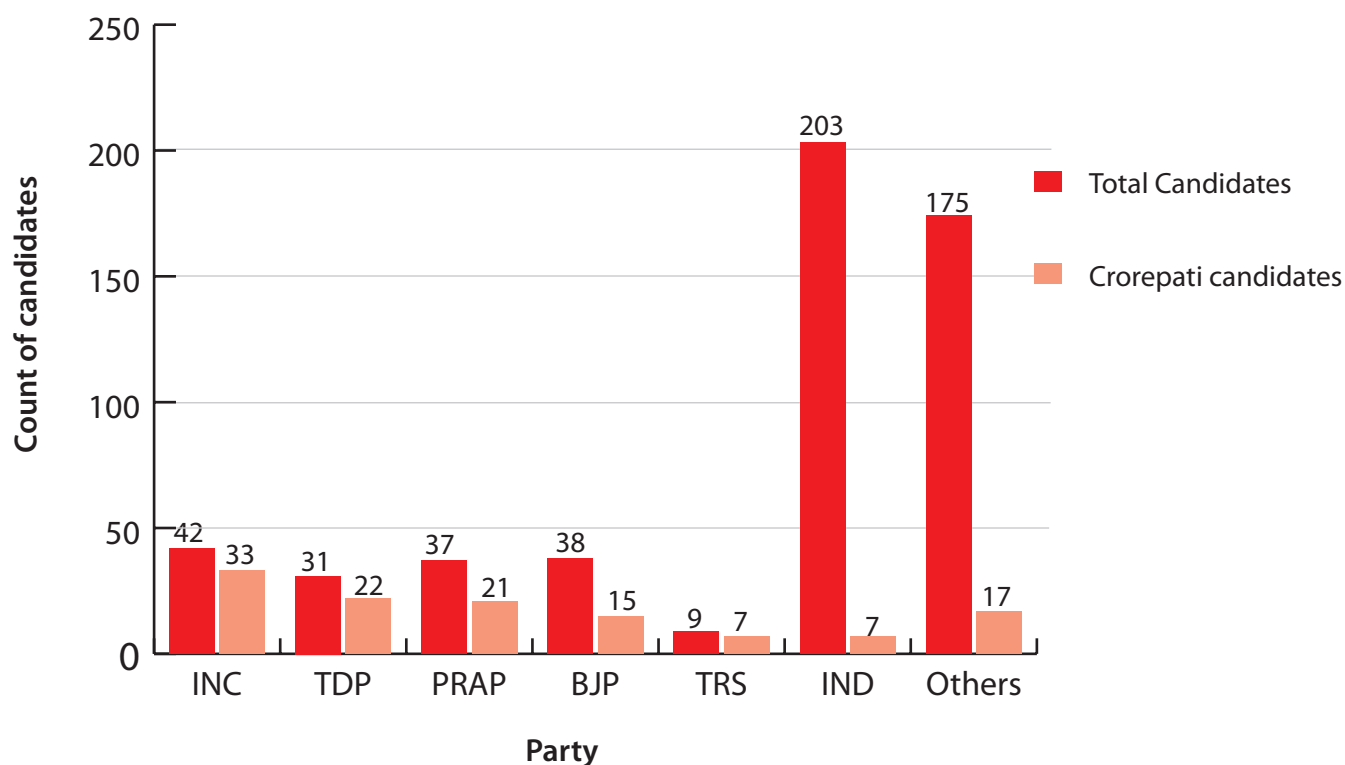
Analysis based on assets – for candidates

Out of affidavits analyzed for 534 candidates who contested in Lok Sabha 2009 elections, 122 were crorepatis. 79% of candidates of INC were crorepatis.

Table: Crorepati candidates- party wise breakup

Party	Total candidates analysed	Crorepati candidates	% of crorepati candidates
INC	42	33	79%
TDP	31	22	71%
PRAP	37	21	57%
BJP	38	15	39%
TRS	9	7	78%
IND	203	7	3%
Others	174	17	10%
Total	534	122	23%

Figure: Crorepati candidates from major parties



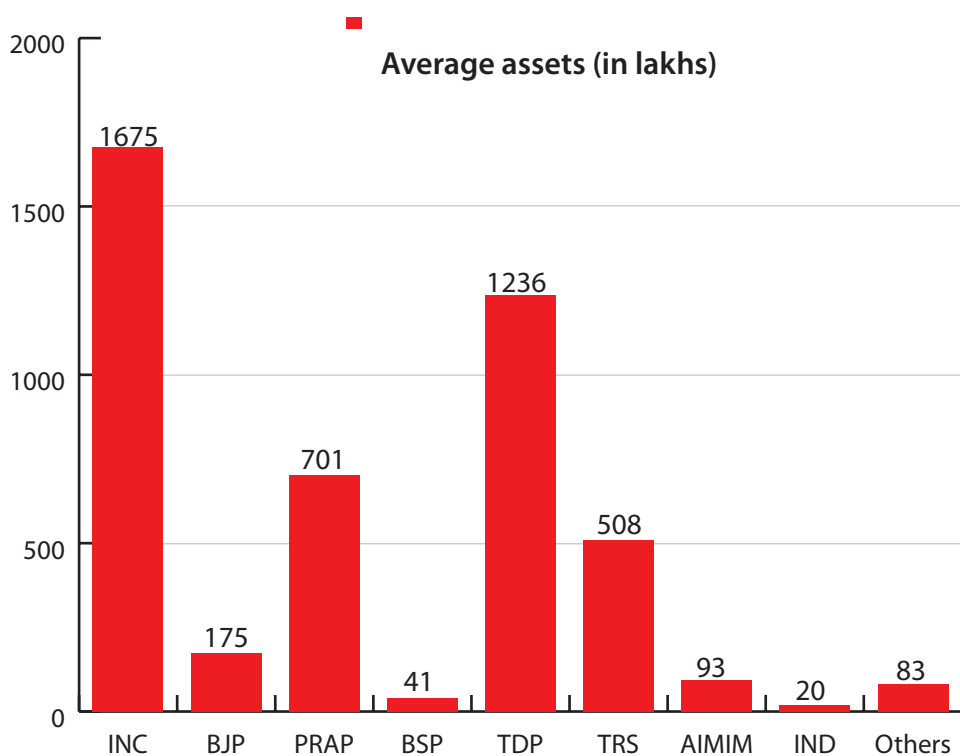
Average assets for Candidates – Party wise

Candidates of INC had average assets in excess of 16 crores and those of TDP had assets in excess of 12 crores. Detailed list is given below.

Table: Average assets for candidates party wise

Party	Average Assets	Candidates analyzed
INC	Rs 16,75,44,511 ~ 16 Cror+	42
BJP	Rs 1,75,18,096 ~ 1 Cror+	38
PRAP	Rs 7,01,53,622 ~ 7 Cror+	37
BSP	Rs 41,41,894 ~ 41 Lacs+	38
TDP	Rs 12,36,62,700 ~ 12 Cror+	31
TRS	Rs 5,08,51,817 ~ 5 Cror+	9
AIMIM	Rs 93,02,233 ~ 93 Lacs+	1
IND	Rs 20,40,895 ~ 20 Lacs+	203
Others	Rs 83,98,905 ~ 83 Lacs	136

Figure : Average assets (in lakhs) for candidates party wise



Top 20 crorepati candidates

Given below is the list of top 20 crorepati candidates who contested Lok Sabha 2009 elections from Andhra Pradesh. 8 out of these 20 candidates won.

Table: Top 20 Crorepati Candidates in Andhra Pradesh

S No	Name	Constituency	Party	Age	Movable Assets (Rs)	Immovable Assets (Rs)	Total Assets (Rs)	PAN Given	Won/Lost
1	NAMA NAG-ESWARA RAO	Khammam	TDP	50	1,41,28,66,278	32,46,41,855	1,73,75,08,133 173 Cror+	Y	Won
2	L RAJAGOPAL	Vijayawada	INC	45	96,81,52,574	25,48,12,335	1,22,29,64,909 122 Cror+	Y	Won
3	BALASHOW- RY VALLAB- HANENI	Narasaraopet	INC	42	1,00,17,28,113	21,77,00,000	1,21,94,28,113 121 Cror+	Y	Lost
4	DR. G. VIVE- KANAND	Peddapalle	INC	51	23,99,68,026	48,95,41,656	72,95,09,682 72 Cror+	Y	Won
5	Y.S. JAGAN MOHAN REDDY	Kadapa	INC	36	50,74,85,537	22,06,66,121	72,81,51,658 72 Cror+	Y	Won
6	D.A. SRINIVAS	Rajampet	PRAP	36	20,08,19,543	46,93,00,000	67,01,19,543 67 Cror+	Y	Lost
7	NAREN- DRANATH CHAGANLA	Medak	INC	45	20,56,73,196	35,66,16,816	56,22,90,012 56 Cror+	Y	Lost
8	KASANI GYANESH- WAR	Chevella	MANP	54	2,39,80,000	43,11,41,661	45,51,21,661 45 Cror+	N	Lost
9	ALLU ARAVIND	Anakapalle	PRAP	62	9,02,70,389	36,19,11,580	45,21,81,969 45 Cror+	Y	Lost
10	RENUKA CHOWDHURY	Khammam	INC	54	7,14,27,459	31,01,00,000	38,15,27,459 38 Cror+	Y	Lost
11	M RAJAMO- HAN REDDY	Nellore	INC	59	10,54,79,996	25,79,82,700	36,34,62,696 36 Cror+	Y	Won
12	THULLA DEV- ENDER GOUD	Malkajgiri	PRAP	56	25,44,05,461	9,78,52,500	35,22,57,961 35 Cror+	Y	Lost
13	V VAMSI MO- HAN	Vijayawada	TDP	38	34,69,721	34,15,09,000	34,49,78,721 34 Cror+	Y	Lost
14	PALEM SRIKANTH REDDY	Kadapa	TDP	46	14,12,09,255	14,25,00,000	28,37,09,255 28 Cror+	Y	Lost
15	VIJAYA SHAN- THI .M	Medak	TRS	43	10,66,905	27,00,00,000	27,10,66,905 27 Cror+	Y	Won
16	A.P. JITHENDER REDDY	Chevella	TDP	54	18,68,583	26,58,00,000	26,76,68,583 26 Cror+	Y	Lost
17	RAMAKRISH- NA BADIGA	Machilipat- nam	INC	66	5,46,42,000	17,04,05,000	22,50,47,000 22 Cror+	Y	Lost
18	D. PURAN- DARESHWARI	Visakhapat- nam	INC	49	10,34,31,261	9,92,08,000	20,26,39,261 20 Cror+	Y	Won

S No	Name	Constituency	Party	Age	Movable Assets (Rs)	Immovable Assets (Rs)	Total Assets (Rs)	PAN Given	Won/Lost
19	KOMATIRED-DY RAJ GOPAL REDDY	Bhongir	INC	41	4,09,60,373	15,38,03,244	19,47,63,617 19 Cror+	Y	Won
20	P. VINAY KUMAR	Nizamabad	PRAP	51	10,02,08,377	8,30,00,001	18,32,08,378 18 Cror+	Y	Lost

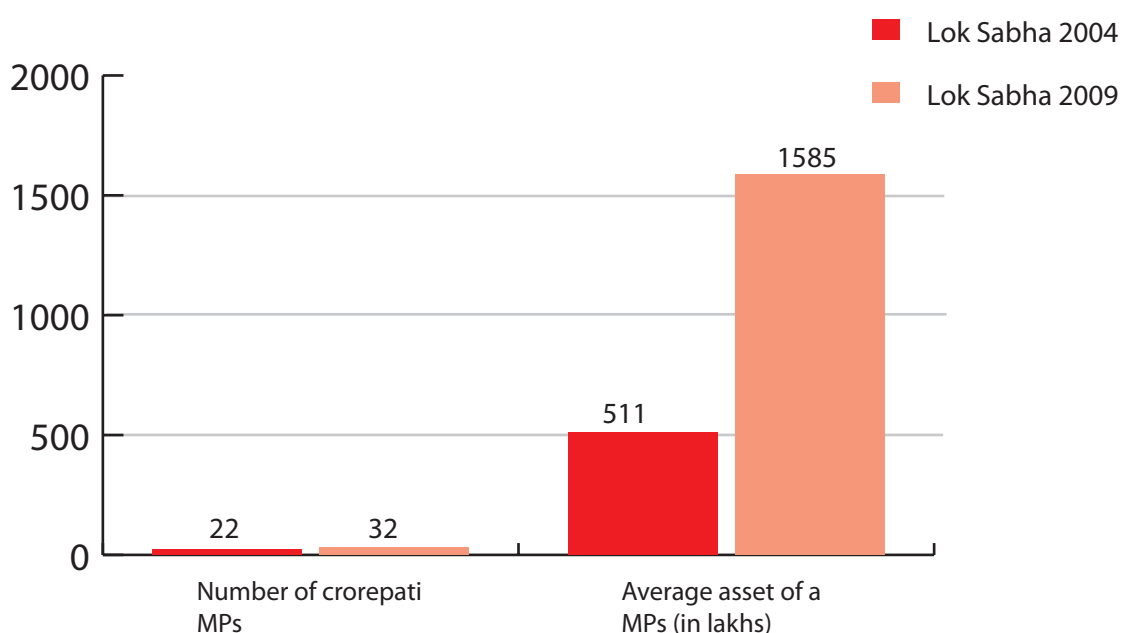
Analysis based on assets- for MPs

Out of 42 MPs from Andhra Pradesh in Lok Sabha 2009, 32 are crorepatis as compared to 22 crorepatis in 2004. There has been an increase of 45% in number of crorepati MPs from Lok Sabha 2004. The average asset of a MP in Lok Sabha 2004 was Rs 511 lakhs which rose to Rs 1585 lakhs in 2009. Between 2004 & 2009 there has been an average asset increase of 210% for MPs.

Table : Comparison Lok Sabha 2004 and Lok Sabha 2009 based on assets

	In Lok Sabha 2004	In Lok Sabha 2009	Increase	% Increase
Number of crorepatis	22	32	10	45%
Average Asset of a MP (Rs in lakhs)	511	1585	1074	210%

Figure: Comparison Lok Sabha 2004 and Lok Sabha 2009 based on assets



Chances of winning based on assets

As can be seen from the table, the higher the assets the more are the chances of winning of a candidate. In the Lok Sabha 2009 elections, 31% of the candidates who declared assets more than 5 crore and above won. On the other hand none of the candidates with assets less than 10 lakh won. The election results seemed to be highly influenced by the money power of the candidates.

Table: Chances of winning based on assets

Value of assets	No of candidates analysed	No of MPs	% of MPs
Very high (5 cr and above)	54	17	31%
High (50 lakhs to 5 cr)	112	21	19%
Medium (50 lakhs to 10 lakhs)	105	4	4%
Low (less than 10 lakhs)	263	0	0%

Crorepati MPs- Party wise (break up)

82% of INC and 100% of TRS MPs are crorepatis. 78% of all MPs from Andhra Pradesh are crorepatis.

Table: Crorepati MPs- party wise break up

Party	Total Candidates analysed	Total crorepati candidates	Total MPs	Total crorepati MPs	% of crorepati MPs
INC	42	33	33	27	82%
TDP	31	22	6	3	50%
TRS	9	7	2	2	100%
Total of Top 3 Parties	82	62	41	32	78%

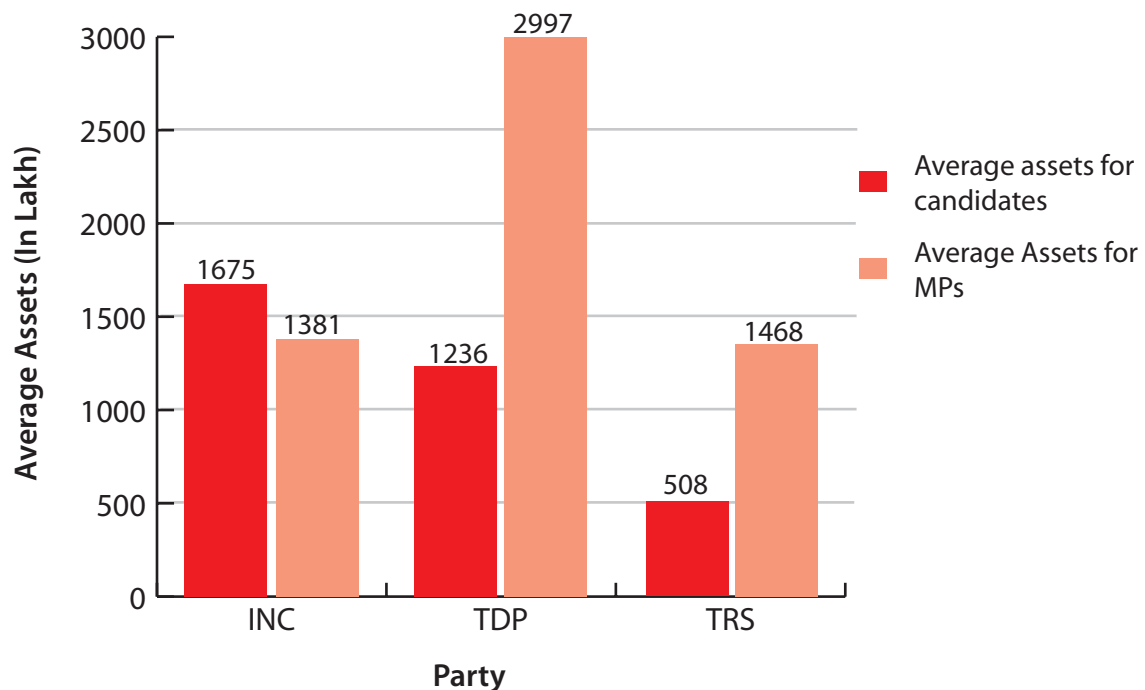
Average assets per MP for major parties

Average asset for a MP from TDP is Rs 29 crores, for TRS Rs 14 crores, for INC Rs 13 crores.

Table: Average assets for MPs

Party	No of candidates analysed	Average assets for candidates	No of MPs	Average assets for MPs
INC	42	Rs 16,75,44,511 ~ 16 Cror+	33	Rs 13,81,28,221 ~ 13 Cror+
TDP	31	Rs 12,36,62,700 ~ 12 Cror+	6	Rs 29,97,91,540 ~ 29 Cror+
TRS	9	Rs 5,08,51,817 ~ 5 Cror+	2	Rs 14,68,68,163 ~ 14 Cror+

Figure: Comparison average assets for candidates & MPs in Lok Sabha 2009



Asset comparison for candidates and MPs

Given below are average asset details for MPs, runner up's and all contestants. It is very evident from these figures that more assets directly translate into greater chances of winning.

Table: Asset comparison for MPs, runner up's and all candidates for Lok Sabha 2009

	MP (position 1)	Runner up (position 2)	position 3	all candidates
average assets (Rs in lakhs)	1585	1070	728	304

Asset position in constituency among candidates and chances of winning

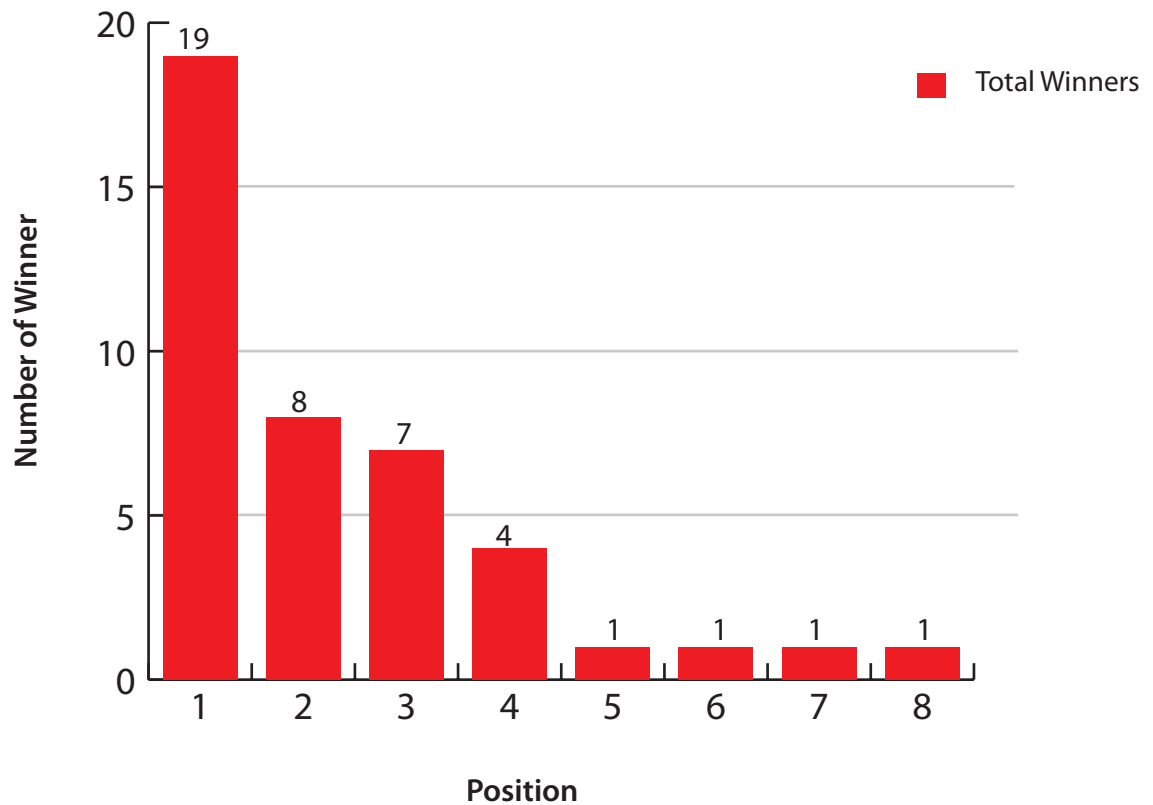
The following table gives an analysis of asset position in constituency among candidates (highest asset to lowest asset) and their chances of winning. From 19 or 45% constituencies, candidates with highest declared assets according to their own self sworn affidavits emerged as MPs. From 19% constituencies candidates with second highest declared assets won. The number of MPs kept decreasing according to their position based on assets in the constituency as per their self declared affidavits.

This trend clearly shows how greater assets directly translate into greater chances of winning.

Table: Position in constituency based on assets and MPs

Position in constituency based on assets	Total MPs	% of MPs
1	19	45%
2	8	19%
3	7	17%
4	4	10%
5	1	2%
6	1	2%
7	1	2%
8	1	2%
Grand Total	42	100%

Figure: Asset position in constituency among candidates and MPs



Crorepati MPs – PAN not given

3 crorepati MPs from Andhra Pradesh have not declared their PAN details even though their declarations are part of the affidavit. Their names are given below-

Table: Crorepati MPs PAN not given

SI	Name	Constituency	Party	Movable As-sets (Rs)	Immovable Assets (Rs)	Total Assets (Rs)	PAN Given
1	MAGUNTA SRINIVASULU REDDY	Ongole	INC	8,21,09,672	1,87,41,000	10,08,50,672 10 Cror+	N
2	DR. MANDA JAGANNATH	Nagarkurnool	INC	29,26,000	2,52,00,000	2,81,26,000 2 Cror+	N
3	PANABAKA LAKSHMI	Bapatla	INC	96,35,386	77,51,680	1,73,87,066 1 Cror+	N

Details of top 20 MPs based on maximum assets

The table given below is a list of MPs with top 20 highest assets.

SI	Name	Constituency	Party	Age	Movable Assets (Rs)	Immovable Assets (Rs)	Total Assets (Rs)	PAN Given
1	NAMA NAG-ESWARA RAO	Khammam	TDP	50	1,41,28,66,278	32,46,41,855	1,73,75,08,133 173 Cror+	Y
2	L RAJAGOPAL	Vijayawada	INC	45	96,81,52,574	25,48,12,335	1,22,29,64,909 122 Cror+	Y
3	DR. G. VIVEKANAND	Peddapalle	INC	51	23,99,68,026	48,95,41,656	72,95,09,682 72 Cror+	Y
4	Y.S. JAGAN MOHAN REDDY	Kadapa	INC	36	50,74,85,537	22,06,66,121	72,81,51,658 72 Cror+	Y
5	M RAJAMOHAN REDDY	Nellore	INC	59	10,54,79,996	25,79,82,700	36,34,62,696 36 Cror+	Y
6	VIJAYA SHANTHI .M	Medak	TRS	43	10,66,905	27,00,00,000	27,10,66,905 27 Cror+	Y
7	D. PURAN-DARESHWARI	Visakhapatnam	INC	49	10,34,31,261	9,92,08,000	20,26,39,261 20 Cror+	Y
8	KOMATIREDDY RAJ GOPAL REDDY	Bhongir	INC	41	4,09,60,373	15,38,03,244	19,47,63,617 19 Cror+	Y
9	SAMBASIVA RAO RAYAPATI	Guntur	INC	65	8,08,33,582	6,63,10,000	14,71,43,582 14 Cror+	Y
10	KAVURI SAMBASIVA RAO	Eluru	INC	66	10,40,24,111	1,87,09,000	12,27,33,111 12 Cror+	Y
11	MADHU YASKHI GOUD	Nizamabad	INC	50	5,60,61,792	6,30,46,546	11,91,08,338 11 Cror+	Y
12	MAGUNTA SRINIVASULU REDDY	Ongole	INC	55	8,21,09,672	1,87,41,000	10,08,50,672 10 Cror+	N
13	S.P.Y.REDDY	Nandyal	INC	59	6,95,21,000	2,33,50,000	9,28,71,000 9 Cror+	Y
14	SABBAM HARI	Anakapalle	INC	55	20,32,286	8,30,00,000	8,50,32,286 8 Cror+	Y
15	M M PALLAM-RAJU	Kakinada	INC	46	1,37,33,882	5,18,56,000	6,55,89,882 6 Cror+	Y
16	SUDINI JAIPAL REDDY	Chevella	INC	67	12,00,333	5,49,50,000	5,61,50,333 5 Cror+	Y
17	KOTLA JAYA SURYA PRAKASH REDDY	Kurnool	INC	57	1,44,19,195	3,93,00,000	5,37,19,195 5 Cror+	Y
18	V. KISHORE CHANDRA DEO	Araku	INC	62	2,04,00,000	1,70,10,000	3,74,10,000 3 Cror+	Y
19	BAPIRAJU KANUMURU	Narsapuram	INC	61	65,77,013	2,39,97,000	3,05,74,013 3 Cror+	Y
20	DR. MANDA JAGANNATH	Nagarkurnool	INC	57	29,26,000	2,52,00,000	2,81,26,000 2 Cror+	N

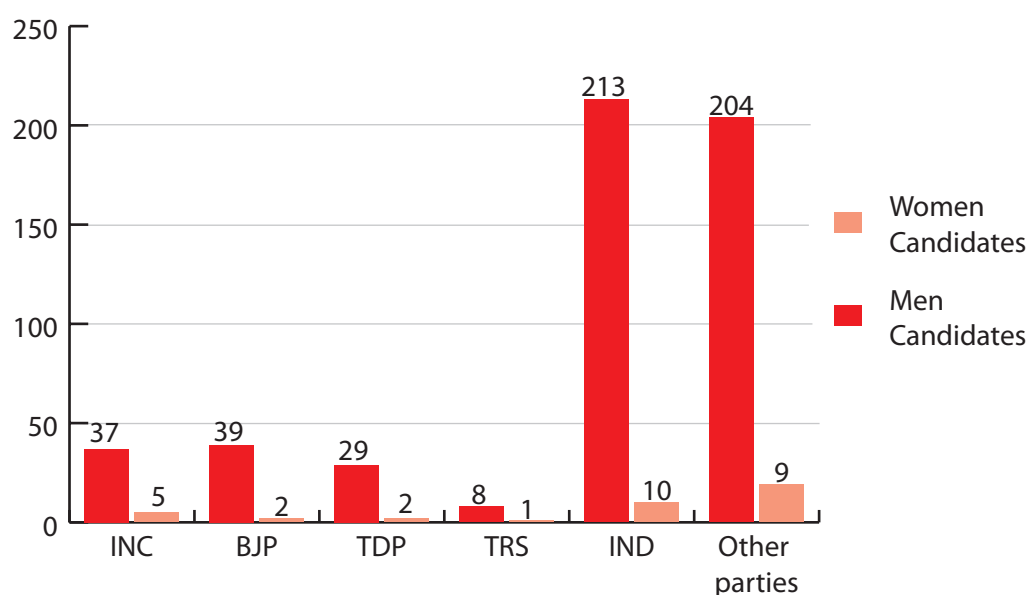
Female representation in Lok Sabha 2009 elections

Out of 569 contestants, only 39 or 7% women contested Lok Sabha elections from Andhra Pradesh. Out of these 39 only 5 emerged as MPs. The party wise break up for female candidates and MPs vis a vis male candidates and MPs is as below-

Table: Party wise female representation analysis

	INC	BJP	TDP	TRS	IND	Other parties	Total
Women							
Candidates	5	2	2	1	10	19	39
MPs	4	0	0	1	0	0	5
% Women candidates	12%	5%	6%	11%	4%	9%	7%
% Women MPs	12%	0%	0%	50%	0%	0%	12%
Men							
Candidates	37	39	29	8	213	204	530
MPs	29	0	6	1	0	1	37
% Men candidates	88%	95%	94%	89%	96%	91%	93%
% Men MPs	88%	0%	100%	50%	0%	100%	88%
Total							
Candidates	42	41	31	9	223	223	569
MPs	33	0	6	2	0	1	42

Fig: Candidate distribution based on gender analysis



Full asset details for MPs Lok Sabha 2009

Assets for all MPs from Andhra Pradesh in Lok Sabha 2009

S. No.	Name	Constituency	Party	Age	Total Assets (Rs)	Movable Assets (Rs)	Immovable Assets (Rs)	Liabilities (Rs.)	PAN Given
1	RAMESH RATHOD	Adilabad	TDP	43	34,10,000 3 4 Lacs+	14,65,000 1 4 Lacs+	19,45,000 19 Lacs+	81,52,41 8 Lacs+	Y
2	G V HARSHA KUMAR	Amalapuram	INC	50	70,89,000 70 Lacs+	4,39,000 4 Lacs+	66,50,000 66 Lacs+	10,14,298 10 Lacs+	Y
3	SABBAM HARI	Anakapalle	INC	55	8,50,32,286 8 Cror+	20,32,286 20 Lacs+	8,30,00,000 8 Cror+	4,50,000 4 Lacs+	Y
4	ANANTHA VENKATA RAMI REDDY	Anantapur	INC	52	1,30,15,000 1 Cror+	24,15,000 24 Lacs+	1,06,00,000 1 Cror+	0.00	Y
5	V. KISHORE CHANDRA DEO	Araku	INC	62	3,74,10,000 3 Cror+	2,04,00,000 2 Cror+	1,70,10,000 1 Cror+	0.00	Y
6	PANABAKA LAKSHMI	Bapatla	INC	50	1,73,87,066 1 Cror+	96,35,386 96 Lacs+	77,51,680 77 Lacs+	0.00	N
7	KOMATIREDDY RAJ GOPAL REDDY	Bhongir	INC	41	19,47,63,617 19 Cror+	4,09,60,373 4 Cror+	15,38,03,244 15 Cror+	60,57,899 60 Lacs+	Y
8	SUDINI JAIPAL REDDY	Chevella	INC	67	5,61,50,333 5 Cror+	12,00,333 12 Lacs+	5,49,50,000 5 Cror+	20,42,919 20 Lacs+	Y
9	NARAMALLI SIVAPRASAD	Chittoor	TDP	57	60,11,000 60 Lacs+	5,11,000 5 Lacs+	55,00,000 55 Lacs+	0.00	Y
10	KAVURI SAMBA-SIVA RAO	Eluru	INC	66	12,27,33,111 12 Cror+	10,40,24,111 10 Cror+	1,87,09,000 1 Cror+	9,45,674 9 Lacs+	Y
11	SAMBASIVA RAO RAYAPATI	Guntur	INC	65	14,71,43,582 14 Cror+	8,08,33,582 8 Cror+	6,63,10,000 Cror+	4,52,04,329 4 Cror+	Y
12	KRISTAPPA NIM-MALA	Hindupur	TDP	52	1,57,10,800 1 Cror+	35,80,050 35 Lacs+	1,21,30,750 1 Cror+	1216390 12 Lacs+	Y

S. No.	Name	Constituency	Party	Age	Total Assets (Rs)	Movable Assets (Rs)	Immovable Assets (Rs)	Liabilities (Rs.)	PAN Given
13	ASADUDDIN OWAISI	Hyderabad	AIMIM	41	93,02,233 93 Lacs+	30,07,233 30 Lacs+	62,95,000 62 Lacs+	0.00	Y
14	Y.S. JAGAN MOHAN REDDY	Kadapa	INC	36	72,81,51,658 72 Cror+	50,74,85,537 50 Cror+	22,06,66,121 22 Cror+	6,63,96,966 6 Cror+	Y
15	M M PALLAM-RAJU	Kakinada	INC	46	6,55,89,882 6 Cror+	1,37,33,882 1 Cror+	5,18,56,000 5 Cror+	11,12,763 11 Lacs+	Y
16	PONNAM PRABHAKAR	Karimnagar	INC	41	12,87,000 12 Lacs+	12,87,000 12 Lacs+	0	0.00	Y
17	NAMA NAG-ESWARA RAO	Khammam	TDP	50	1,73,75,08,133 173 Cror+	1,41,28,66,278 141 Cror+	32,46,41,855 32 Cror+	0.00	Y
18	KOTLA JAYA SURYA PRAKASH REDDY	Kurnool	INC	57	5,37,19,195 5 Cror+	1,44,19,195 1 Cror+	3,93,00,000 3 Cror+	30,34,000 30 Lacs+	Y
19	KONAKALLA NARAYANA RAO	Machilipatnam	TDP	59	86,16,000 86 Lacs+	19,80,000 19 Lacs+	66,36,000 6 Lacs+	37,87,000 37 Lacs+	Y
20	P. BALRAM	Mahabubabad	INC	45	1,71,95,194 1 Cror+	26,73,194 26 Lacs+	1,45,22,000 1 Cror+	1,43,89,000 1 Cror+	Y
21	K. CHAN-DRASEKHARA RAO	Mahbubnagar	TRS	55	2,26,69,420 2 Cror+	14,06,000 14 Lacs+	2,12,63,420 2 Cror+	0.00	Y
22	SARVEY SA-TYANARAYANA	Malkajgiri	INC	54	1,01,12,521 1 Cror+	56,12,521 56 Lacs+	45,00,000 45 Lacs+	1,16,848 1 Lacs+	Y
23	VIJAYA SHANTHI .M	Medak	TRS	43	27,10,66,905 27 Cror+	10,66,905 10 Lacs+	27,00,00,000 27 Cror+	0.00	Y
24	DR. MANDA JAG-ANNATH	Nagarkurnool	INC	57	2,81,26,000 2 Cror+	29,26,000 29 Lacs+	2,52,00,000 2 Cror+	31,23,000 31 Lacs+	N
25	GUTHA SUKEND-ER REDDY	Nalgonda	INC	55	1,60,40,830 1 Cror+	65,42,470 65 Lacs+	94,98,360 94 Lacs+	1,66,62,997 1 Cror+	Y

S. No.	Name	Constituency	Party	Age	Total Assets (Rs)	Movable Assets (Rs)	Immovable Assets (Rs)	Liabilities (Rs.)	PAN Given
26	S.P.Y.REDDY	Nandyal	INC	59	9,28,71,000 9 Cror+	6,95,21,000 6 Cror+	2,33,50,000 2 Cror+	0.00	Y
27	VENUGOPALA REDDY MODU-GULA	Narasaraopet	TDP	42	2,74,93,309 2 Cror+	86,85,186 86 Lacs+	1,88,08,123 1 Cror+	51,964 51 Thou+	Y
28	BAPIRAJU KANU-MURU	Narsapuram	INC	61	3,05,74,013 3 Cror+	65,77,013 65 Lacs+	2,39,97,000 2 Cror+	38,12,438 38 Lacs+	Y
29	M RAJAMOHAN REDDY	Nellore	INC	59	36,34,62,696 36 Cror+	10,54,79,996 10 Cror+	25,79,82,700 25 Cror+	0.00	Y
30	MADHU YASKHI GOUD	Nizamabad	INC	50	11,91,08,338 11 Cror+	5,60,61,792 5 Cror+	6,30,46,546 6 Cror+	1,54,22,084 1 Cror+	Y
31	MAGUNTA SRINI-VASULU REDDY	Ongole	INC	55	10,08,50,672 10 Cror+	8,21,09,672 8 Cror+	1,87,41,000 1 Cror+	0.00	N
32	DR. G. VIVEKA-NAND	Peddapalle	INC	51	72,95,09,682 72 Cror+	23,99,68,026 23 Cror+	48,95,41,656 48 Cror+	0.00	Y
33	V ARUN KUMAR	Rajahmundry	INC	54	1,30,73,077 1 Cror+	50,98,577 50 Lacs+	79,74,500 79 Lacs+	9,53,056 9 Lacs+	Y
34	ANNAYYAGARI SAI PRATHAP	Rajampet	INC	64	62,28,356 62 Lacs+	9,53,356 9 Lacs+	52,75,000 52 Lacs+	6,05,031 6 Lacs+	Y
35	ANJAN KUMAR YADAV	Secunderabad	INC	47	2,06,20,697 2 Cror+	28,02,697 28 Lacs+	1,78,18,000 1 Cror+	15,00,000 15 Lacs+	Y
36	K. KRUPA RANI	Srikakulam	INC	47	1,96,81,160 1 Cror+	91,76,160 91 Lacs+	1,05,05,000 1 Cror+	26,52,729 26 Lacs+	Y
37	CHINTA MOHAN	Tirupati	INC	54	55,12,900 55 Lacs+	12,85,000 12 Lacs+	42,27,900 42 Lacs+	5,57,719 5 Lacs+	Y
38	L RAJAGOPAL	Vijayawada	INC	45	1,22,29,64,909 122 Cror+	96,81,52,574 96 Cror+	25,48,12,335 25 Cror+	2,39,67,984 2 Cror+	Y
39	D. PURAN-DARESHWARI	Visakhapatnam	INC	49	20,26,39,261 20 Cror+	10,34,31,261 10 Cror+	9,92,08,000 9 Cror+	5,60,000 5 Lacs+	Y

S. No.	Name	Constituency	Party	Age	Total Assets (Rs)	Movable Assets (Rs)	Immovable Assets (Rs)	Liabilities (Rs.)	PAN Given
40	B. JHANSI	Vizianagaram	INC	45	2,29,51,539 2 Cror+	47,98,364 47 Lacs+	1,81,53,175 1 Cror+	0.00	Y
41	RAJIAH SIRICILLA	Warangal	INC	55	42,24,704 42 Lacs+	6,86,970 6 Lacs+	35,37,734 35 Lacs+	14,61,167 14 Lacs+	Y
42	SURESH KUMAR SHETKAR	Zahirabad	INC	46	30,11,999 30 Lacs+	14,92,000 14 Lacs+	15,19,999 15 Lacs+	0.00	Y

Full details of pending criminal cases on MPs from Andhra Pradesh

S. No.	Name	State/ Dist	Constituency	Party	Age	Serious IPC Counts	No of Cases in which Ac-cused	No. of Cases in which Con- victed	Total
1	ASADUDDIN OWAISI	ANDHRA PRADESH	Hydera- bad	AIM IM	41	5	4	0	4
Cases (Accused)			Serious IPC Frequency Table						
			Serious IPC Sections		Number of Times they appear for this candidate				
			153A		2				
			324		1				
			295		1				
			295A		1				
			Total		5				
			IPC Section		Description				
			109		Punishment of abetment if the act abetted is committed in conse- quence, and where no express provi- sion is made for its punishment				
			114		Abettor present when offence is committed				
			147		rioting				
			148		Rioting, armed with deadly weapon				
			149		Every member of unlawful assembly guilty of offence committed in pros- ecution of common object				
			153A		Promoting enmity between different groups on grounds of religion, race, place of birth, residence, language, etc., and doing acts prejudicial to maintenance of harmony				
			186		Obstructing public servant in dis- charge of public functions				
			290		public nuisance in cases not other- wise provided for				
			295		Injuring or defiling place of worship with intent to insult the religion of any class				
			295A		Deliberate and malicious acts, in- tended to outrage religious feelings or any class by insulting its religion or religious beliefs				

Cases (Convicted) -----No Cases----			324		Voluntarily causing hurt by dangerous weapons or means				
			341		wrongful restraint				
			353		Assault or criminal force to deter public servant from discharge of his duty				
			427		Mischief causing damage to the amount of fifty rupees				
			448		house-trespass				
			504		Intentional insult with intent to provoke breach of the peace				
			506		criminal intimidation				
S. No.	Name	State/ Dist	Constituency	Party	Age	Serious IPC Counts	No of Cases in which Accused	No. of Cases in which Convicted	Total
2	VENUGOPALA REDDY MODUGULA	ANDHRA PRADESH	Narasaraopet	TDP	42	2	2	0	2
Cases (Accused) 1. IPC Sections - 147,148,307,324,447,149 , Other Details - 237/86,Mangalagiri Rural PS 2. IPC Sections - 143,341,186 , Other Details - 409/95, 5th Additional Munsif Magistrate			Serious IPC Frequency Table						
			Serious IPC Sections			Number of Times they appear for this candidate			
			307			1			
			324			1			
			Total			2			
			IPC Section			Description			
			143			Being member of an unlawful assembly			
			147			rioting			
			148			Rioting, armed with deadly weapon			
			149			Every member of unlawful assembly guilty of offence committed in prosecution of common object			
			186			Obstructing public servant in discharge of public functions			
			307			Attempt to murder			
Cases (Convicted) -----No Cases----			324		Voluntarily causing hurt by dangerous weapons or means				
			341		wrongful restraint				
			447		criminal trespass				

S. No.	Name	State/ Dist	Constituency	Party	Age	Serious IPC Counts	No of Cases in which Ac-cused	No. of Cases in which Con-victed	Total
3	B. JHANSI	ANDHRA PRADESH	Vizianagaram	INC	45	1	1	0	1
Cases (Accused)			Serious IPC Frequency Table						
1. IPC Sections - 177 , Other Details - cc-263/2008 special judical 1st magistrate (excise) vizianaram 33(A),125(A) OF REPRESENTATION OF PEOPLES ACT			Serious IPC Sections		Number of Times they appear for this candidate				
			177		1				
			Total		1				
Cases (Convicted) -----No Cases-----									
			IPC Section		Description				
			177		Furnishing false information				
S. No.	Name	State/ Dist	Constituency	Party	Age	Serious IPC Counts	No of Cases in which Ac-cused	No. of Cases in which Con-victed	Total
4	SAMBASIVA RAO RAYAPATI	ANDHRA PRADESH	Guntur	INC	65	0	3	0	3
CaseCases (Accused)			IPC Section		Description				
1. IPC Sections - , Other Details - 142B of Negotiable Instruments act 2. IPC Sections - , Other Details - case no.1472/04 3. IPC Sections - , Other Details - case no. 154/04									
Cases (Convicted) -----No Cases-----									
S. No.	Name	State/ Dist	Constituency	Party	Age	Serious IPC Counts	No of Cases in which Ac-cused	No. of Cases in which Con-victed	Total
5	V ARUN KUMAR	ANDHRA PRADESH	Rajahmundry	INC	54	0	2	0	2
Cases (Accused)			IPC Section		Description				
1. IPC Sections - , Other Details - 133/9596, Excise Police station, Korukonda. Sec 8(b) of AP Prohibition act 1995 for possession of 4 liters of ID Liquor 2. IPC Sections - 309 , Other Details - CC N0 255/1998, First additional JFCM,amalapuram. Attempt to suicide			309		Attempt to commit suicide				
Cases (Convicted) -----No Cases-----									

S. No.	Name	State/ Dist	Constituency	Party	Age	Serious IPC Counts	No of Cases in which Ac-cused	No. of Cases in which Con-victed	Total
6	K. CHANDRASEKHARA RAO	ANDHRA PRADESH	Mahbub nagar	TRS	55	0	2	0	2
Cases (Accused)			IPC Section		Description				
1. IPC Sections - , Other Details - 126(B)of RP Act, FIR no 145/2008 Karimnagar I town									
2. IPC Sections - , Other Details - case no. 152/2008 126(B) of RP Act									
Cases (Convicted) -----No Cases----									
S. No.	Name	State/ Dist	Constituency	Party	Age	Serious IPC Counts	No of Cases in which Ac-cused	No. of Cases in which Con-victed	Total
7	RAMESH RATHOD	ANDHRA PRADESH	Adilabad	TDP	43	0	2	0	2
Cases (Accused)			IPC Section		Description				
1. IPC Sections - 353,506 , Other Details - FIR no 27/2006, JFCM Court, Luxettipet			353		Assault or criminal force to deter public servant from discharge of his duty				
2. IPC Sections - , Other Details - 174 (a) of Railway Act, No 222/2006			506		criminal intimidation				
Cases (Convicted) -----No Cases----									
S. No.	Name	State/ Dist	Constituency	Party	Age	Serious IPC Counts	No of Cases in which Ac-cused	No. of Cases in which Con-victed	Total
8	RAJAJIAH SIRICILLA	ANDHRA PRADESH	Waran-gal	INC	55	0	1	0	1
Cases (Accused)			IPC Section		Description				
1. IPC Sections - , Other Details - Crime No. 9/ACB-WRL/2006, under section13 (2) R/W 13 (1) (c) of P.C. Act 1988									
Cases (Convicted) -----No Cases----									

S. No.	Name	State/ Dist	Constit- uency	Party	Age	Seri- ous IPC Counts	No of Cases in which Ac- cused	No. of Cases in which Con- victed	Total
9	SARVEY SATYANARAYANA	ANDHRA PRADESH	Malkaj- giri	INC	54	0	1	0	1
Cases (Accused)			IPC Section		Description				
1. IPC Sections - 353 , Other Details - fir Registered case no 350/08			353		Assault or criminal force to deter public servant from discharge of his duty				
Cases (Convicted) -----No Cases----									
S. No.	Name	State/ Dist	Constit- uency	Party	Age	Seri- ous IPC Counts	No of Cases in which Ac- cused	No. of Cases in which Con- victed	Total
10	G V HARSHA KUMAR	ANDHRA PRADESH	Amalapu ram	INC	50	0	1	0	1
Cases (Accused)			IPC Section		Description				
1. IPC Sections - 353,224,323, r/w 341 , Other Details - Cr.No. 272/07 JFCM Rajahmundry			224		Resistance or obstruction by a per- son to his lawful apprehension				
			323		voluntarily causing hurt				
			341		wrongful restraint				
Cases (Convicted) -----No Cases----			353		Assault or criminal force to deter public servant from discharge of his duty				
S. No.	Name	State/ Dist	Constit- uency	Party	Age	Seri- ous IPC Counts	No of Cases in which Ac- cused	No. of Cases in which Con- victed	Total
11	S.P.Y.REDDY	ANDHRA PRADESH	Nandyal	INC	59	0	1	0	1
Cases (Accused)			IPC Section		Description				
1. IPC Sections - , Other Details - Sec 7(1) and Sec 16(1)(a)(1) Prevention of food adulteration act 1954									
Cases (Convicted) -----No Cases----									