

2nd April, 2013

Press Release

Lok Sabha Elections 2014

**Consolidated Analysis of Criminal Background, Financial, Education,
Gender and other details of Candidates**

Phase 1 to 3

Contents

LOK SABHA ELECTIONS 2014	1
CONSOLIDATED ANALYSIS OF CRIMINAL BACKGROUND, FINANCIAL, EDUCATION, GENDER AND OTHER DETAILS OF CANDIDATES.....	1
PHASE 1 TO 3	1
CONSOLIDATED EXECUTIVE SUMMARY PHASE 1 TO 3	2
OTHER BACKGROUND DETAILS (EDUCATION, GENDER, AGE)	5
DETAILED ANALYSIS BASED ON DECLARED CRIMINAL CASES PHASE 1 TO 3	6
DETAILED ANALYSIS BASED ON ASSETS PHASE 1 TO 3	8
PAN DETAILS OF CANDIDATES	15

To report any electoral violations and malpractices during elections download the Election Watch Reporter (Android App)

https://play.google.com/store/apps/details?id=com.webrosoft.election_watch_reporter

Consolidated Executive Summary

Phase 1 to 3

National Election Watch (NEW) and Association for Democratic Reforms (ADR) have analysed the self-sworn affidavits of **1492 candidates** out of 1520 candidates who are contesting in **Phase 1 to Phase 3** of Lok Sabha 2014 Elections. The rest of the candidates were not analysed due to unavailability of the affidavits on the ECI website at the making of this report. The following is a consolidated summary of the same.

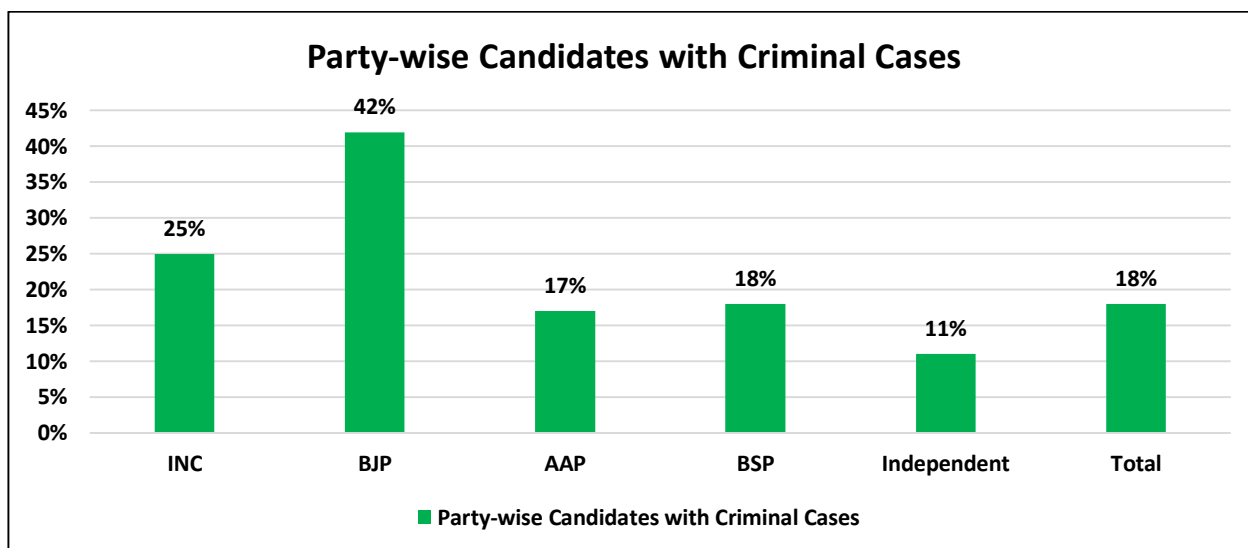
Phase	No. of Contesting Candidates	No. of Constituencies	No. of Candidates with Criminal Cases	% of Candidates with Criminal Cases	No. of Crorepati Candidates	% of Crorepati Candidates	Average Assets	Date of Poll (2014)
1	64	6	6	9%	16	25%	Rs.5.75 crores	7 th April
2	37	7	1	3%	23	62%	Rs.9.12 crores	9 th April
3	1391	91	262	19%	397	29%	Rs.3.05 crores	10 th April

Criminal Background

- **Candidates with Criminal Cases:** Out of the 1492 candidates analysed, **269 candidates (18%)** has declared criminal cases against themselves.
- **Candidates with Serious Criminal Cases:** **150** candidates have declared serious criminal cases including cases related to murder, rape, robbery etc.
- **Party wise Candidates with Criminal Cases:** **21 (25%) of 85** candidates fielded by **INC**, **38 (42%) out of 90** candidates from **BJP**, **15 (17%)** out of 86 fielded by **AAP** and **16 (18%) out of 89** **BSP** candidates have declared criminal cases against themselves in their affidavits.
- **Party wise Candidates with Serious Criminal Cases:** **13 (15%)** out of **85** candidates fielded by **INC**, **22 (24%) out of 90** candidates from **BJP**, **10 (12%)** out of 86 fielded by **AAP** and **9 (10%) out of 89** **BSP** candidates have declared serious criminal cases against themselves in their affidavits.

Criteria for serious criminal cases

1. Offence for which maximum punishment is of 5 years or more.
2. If an offence is non-bailable
3. If it is an electoral offence (IPC 171E or bribery)
4. Offence related to loss to exchequer
5. Offences that are assault, murder, kidnap, rape related
6. Offences that are mentioned in Representation of the People Act (Section 8)
7. Offences under Prevention of Corruption Act
8. Crimes against women.



• **State-wise break up of candidates with declared criminal cases:**

State	Total No. of Candidates Contesting	Total number of Candidates analyzed	Candidates with declared criminal cases	% of candidates with declared criminal cases	candidates with serious declared criminal cases	% of candidates with serious declared criminal cases
Kerala	269	256	74	29 %	31	12 %
Haryana	230	229	15	7 %	10	4 %
Maharashtra	201	200	36	18 %	19	10 %
National Capital Territory Of Delhi	150	150	23	15 %	13	9 %
Uttar Pradesh	146	146	33	23 %	26	18 %
Madhya Pradesh	118	110	17	15 %	9	8 %
Orissa	98	97	19	20 %	13	13 %
Bihar	80	80	21	26 %	12	15 %
Jharkhand	62	60	14	23 %	8	13 %
Assam	51	51	3	6 %	2	4 %
Chandigarh	17	15	2	13 %	1	7 %
Andaman & Nicobar Islands	15	15	3	20 %	2	13 %
Tripura	13	13	3	23 %	1	8 %
Arunachal Pradesh	11	11	1	9 %		0 %
Chhattisgarh	8	8	2	25 %	1	13 %
Lakshadweep	6	6	3	50 %	2	33 %
Others	45	45	0	0%	0	0%
Total	1520	1492	269	18%	150	10%

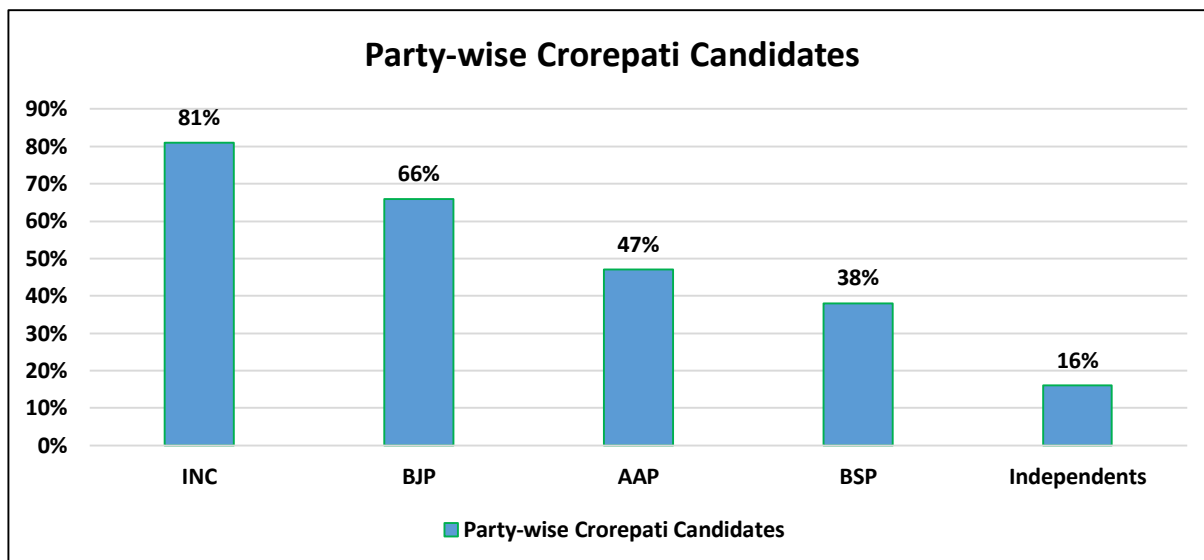
Table: State-wise break up of candidates with declared criminal cases

Red Alert Constituencies*: 36 constituencies have at least 3 candidates from political parties with declared criminal cases.

**Red Alert Constituencies are those which have 3 or more candidates with criminal cases contesting elections. This analysis excludes independent candidates with criminal cases.*

Financial Background

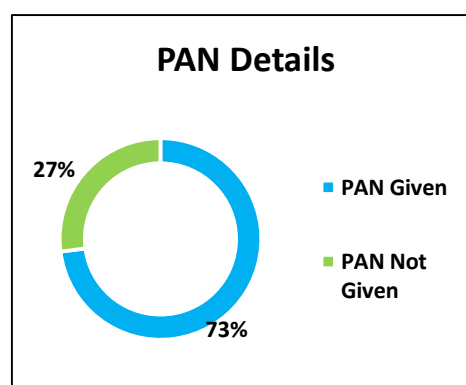
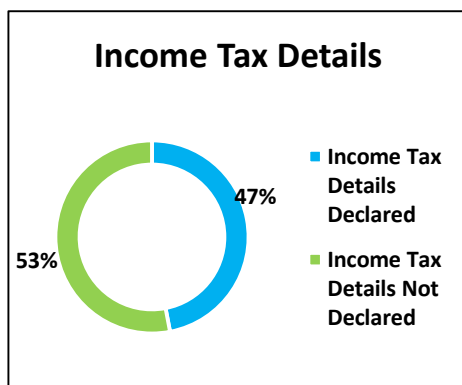
- **Crorepati Candidates:** Out of the **1492** candidates analysed, **436 (29%)** are crorepatis.
- **Party-wise Crorepati Candidates:** **69 (81%)** out of 85 candidates in **INC**, **59 (66%)** out of 90 candidates in **BJP**, **40 (47%)** out of 86 candidates in **AAP** and **34 (38%)** out of 89 candidates in **BSP** have declared assets worth more than Rs. 1 crore.



- **State-wise Crorepati Candidates:**

Party Name	Total Candidates Contesting	Total Candidates Analysed	Crorepati Candidates	Percentage of Crorepati Candidates
Haryana	230	229	92	40%
Uttar Pradesh	146	146	65	45%
National Capital Territory Of Delhi	150	150	49	33%
Kerala	269	256	46	18%
Maharashtra	201	200	46	23%
Orissa	98	97	26	27%
Bihar	80	80	25	31%
Madhya Pradesh	118	110	22	20%
Assam	51	51	13	25%
Jharkhand	62	60	10	17%
Meghalaya	10	10	8	80%
Arunachal Pradesh	11	11	6	55%
Chandigarh	17	15	5	33%
Manipur	10	10	4	40%
Jammu & Kashmir	19	19	4	21%
Chhattisgarh	8	8	3	38%
Tripura	13	13	3	23%
Mizoram	3	3	3	100%
Lakshadweep	6	6	2	33%
Nagaland	3	3	2	67%
Andaman & Nicobar Islands	15	15	2	13%
Total	1520	1492	436	29 %

- **Average Assets:** The average assets per candidate contesting in the 2nd phase of Lok Sabha 2014 elections is **Rs.3.32 Crores**.
- **Party-wise Average Assets:** Among major parties, the average assets per candidate for 85 **INC** candidates is **Rs 16.33 crores**, 90 **BJP** candidates have average assets of **Rs.5.81 crores**, 86 **AAP** candidates have average assets worth of **Rs. 2.79 crores** and 89 **BSP** candidates have average assets of **Rs. 8.27 crores**.



Other background details (Education, Gender, Age)

- **Candidates Education**

Education Group	Number of Candidates analyzed
Illiterate	18
Literate	31
5th Pass	53
8th Pass	107
10th Pass	255
12th Pass	227
Graduate	283
Graduate Professional	179
Post Graduate	246
Doctorate	39
Others	31
Not Given	23
Total	1492

- **Candidates' Age**

Age Group	Number of Candidates Analyzed
Not given	12
25-30	107
31-40	369
41-50	446
51-60	318
61-70	199
71-80	38
81-110	3
Total	1492

Data in this Kit is presented in good faith, with an intention to inform voters. Candidates' affidavits obtained from the ECI website (www.eci.nic.in) with nomination papers is the source of this analysis. Website:- www.adrindia.org, www.myneta.info

• **Women Candidates**

Men	1376
Women	116
Total	1492

Detailed Analysis based on Declared Criminal Cases

Phase 1 to 3

Party-wise break up of candidates with declared criminal cases

Party Name	Total number of candidates analyzed	candidates with declared Criminal Cases	% of candidates with declared criminal cases	candidates with serious declared criminal cases	% of candidates with serious declared criminal cases
BJP	90	38	42%	22	24%
BSP	89	16	18%	9	10%
AAP	86	15	17%	10	12%
INC	85	21	25%	13	15%
AITC	36	3	8%	3	8%
SP	34	13	38%	8	24%
JD(U)	18	5	28%	3	17%
CPI(ML)L	17	5	29%	5	29%
CPI(M)	17	8	47%	1	6%
CPI	16	6	38%	4	25%
GGP	12	1	8%	1	8%
SHS	12	8	67%	2	17%
BJD	10	2	20%	2	20%
NCP	7	2	29%	2	29%
AGP	5	1	20%	1	20%
RJD	5	3	60%	0	0%
RLD	4	1	25%	1	25%
IND	573	63	11%	33	6%
Others	376	58	15%	30	8%
Total	1492	269	18%	150	10%

Table: Party wise candidates with self-declared criminal cases

Red Alert Constituencies

S.No.	State	Constituency	Number of Candidates Analyzed	Number of Candidates with Criminal Charges	Parties with candidates with criminal cases
1	Bihar	Karakat	15	7	AAP, Bahujan Mukti Party, CPI(ML)L, JD(U), Rashtra Sewa Dal, Rashtriya Lok Samta Party, RJD
2	Jharkhand	Palamau	13	5	AITC, CPI(ML)L, JD(U), JVM, RJD
3	Orissa	Kalahandi	15	5	INC, Aama Odisha Party, AAP, Samata Kranti Dal, Samruddha Odisha

Data in this Kit is presented in good faith, with an intention to inform voters. Candidates' affidavits obtained from the ECI website (www.eci.nic.in) with nomination papers is the source of this analysis. Website:- www.adrindia.org, www.myneta.info

S.No.	State	Constituency	Number of Candidates Analyzed	Number of Candidates with Criminal Charges	Parties with candidates with criminal cases
4	Kerala	Thrissur	14	5	BJP, INC, CPI, CPI(ML) Red star, SDPI
5	Bihar	Nawada	17	5	BJP, JD(U), Moolniwasi Samaj Party, Rajnaitik Vikalp Party, RJD
6	Maharashtra	Wardha	21	4	BJP, BSP, Ambedkarwadi Republican Party, Bahujan Mukti Party
7	Bihar	Aurangabad	13	4	BJP, BSP, Bahujan Mukti Party, Shoshit Samaj Dal
8	Kerala	Kannur	10	4	BJP, INC, CPI(M), SDPI
9	Kerala	Chalakydy	13	4	BJP, SDPI, SHS, Welfare Party Of India
10	Kerala	Attingal	16	4	INC, BSP, CPI(M), SDPI
11	Jharkhand	Chatra	19	4	SP, AJSUP, CPI(ML)L, Jharkhand Party
12	Maharashtra	Yavatmal-Washim	26	4	INC, SP, MNS, SHS
13	Kerala	Thiruvananthapuram	20	4	CPI, SDPI, SHS, Socialist Republican Party
14	Jharkhand	Kodarma	19	4	SP, AAP, JD(U)
15	Lakshadweep	Lakshadweep	6	3	SP, CPI, NCP
16	Uttar Pradesh	Bijnor	12	3	BJP, SP, Bharatiya Momin Front
17	National Capital Territory Of Delhi	West Delhi	17	3	BJP, INC, SHS
18	Kerala	Kasaragod	12	3	INC, CPI(M), SDPI
19	Uttar Pradesh	Kairana	11	3	BJP, SP, RLD
20	Kerala	Palakkad	14	3	BJP, CPI(M), SDPI
21	Uttar Pradesh	Muzaffarnagar	19	3	BJP, BSP, SP
22	Kerala	Alappuzha	13	3	CPI(M), Revolutionary Socialist Party of Kerala (B), SDPI
23	Uttar Pradesh	Meerut	13	3	BJP, AAP, Bahujan Mukti Party
24	Maharashtra	Chandrapur	17	3	BJP, AAP, Bahujan Mukti Party
25	Kerala	Mavelikkara	9	3	BJP, INC, CPI
26	Orissa	Kandhamal	8	3	BJP, AAP, BJD
27	Uttar Pradesh	Ghaziabad	15	3	BJP, INC, AAP
28	Madhya Pradesh	Balaghat	15	3	BSP, SP, Bahujan Mukti Party
29	Kerala	Pathanamthitta	16	3	BSP, SDPI, Social Action Party
30	Kerala	Kollam	10	3	CPI(M), Revolutionary Socialist Party, SDPI
31	Uttar Pradesh	Saharanpur	14	3	INC, SP, AAP
32	Maharashtra	Akola	7	3	BJP, INC, Bharipa Bahujan Mahasangh
33	Andaman & Nicobar Islands	Andaman & Nicobar Islands	15	3	BJP, SP, AITC
34	Madhya Pradesh	Satna	13	3	BJP, INC, AAP
35	Maharashtra	Ramtek	23	3	INC, SP, SHS
36	National Capital Territory Of Delhi	North East Delhi	23	3	Agar Jan Party, Rashtriya Ekta Party, SHS

Table: Red Alert Constituencies

Data in this Kit is presented in good faith, with an intention to inform voters. Candidates' affidavits obtained from the ECI website (www.eci.nic.in) with nomination papers is the source of this analysis. Website:- www.adrindia.org, www.myneta.info

Detailed Analysis based on Assets

Phase 1 to 3

Party Wise Crorepatis

Party Name	Number of Candidates Analyzed	Crorepatis	Percentage of Crorepati Candidates
INC	85	69	81.20%
BJP	90	59	65.60%
AAP	86	40	46.50%
BSP	89	34	38.20%
SP	34	14	41.20%
INLD	10	9	90%
AITC	36	8	22.20%
BJD	10	7	70%
JD(U)	18	6	33.30%
SHS	12	5	41.70%
CPI(M)	17	4	23.50%
RJD	5	4	80%
RPI	6	3	50%
CPI	16	3	18.80%
RLD	4	3	75%
NCP	7	3	42.90%
AGP	5	2	40%
RPI(A)	9	1	11.10%
NPP	1	1	100%
PPA	2	1	50%
GGP	12	1	8.30%
JMM	2	1	50%
JD(S)	1	1	100%
MNS	1	1	100%
IND	573	92	16.10%
Others	361	64	18%
Total	1492	436	29.20%

Table: Crorepati candidates- Party wise break up

Average assets of candidates: Party-wise analysis

Party Name	Number of Candidates Analyzed	Average Assets
BJP	90	Rs 5,81,90,096 ~ 5 Crore+
BSP	89	Rs 8,27,81,618 ~ 8 Crore+
AAP	86	Rs 2,79,94,398 ~ 2 Crore+
INC	85	Rs 16,33,82,781 ~ 16 Crore+
AITC	36	Rs 74,55,915 ~ 74 Lacs+

Data in this Kit is presented in good faith, with an intention to inform voters. Candidates' affidavits obtained from the ECI website (www.eci.nic.in) with nomination papers is the source of this analysis. Website:- www.adrindia.org,
www.myneta.info

Party Name	Number of Candidates Analyzed	Average Assets
SP	34	Rs 4,33,25,011 ~ 4 Crore+
Bahujan Mukti Party	34	Rs 55,93,142 ~ 55 Lacs+
SDPI	20	Rs 50,92,346 ~ 50 Lacs+
JD(U)	18	Rs 1,86,04,002 ~ 1 Crore+
CPI(M)	17	Rs 62,70,832 ~ 62 Lacs+
CPI(ML)L	17	Rs 19,90,747 ~ 19 Lacs+
CPI	16	Rs 75,54,255 ~ 75 Lacs+
SHS	12	Rs 1,80,37,865 ~ 1 Crore+
SUCI(C)	12	Rs 1,17,21,804 ~ 1 Crore+
Ambedkarite Party of India	12	Rs 53,96,125 ~ 53 Lacs+
GGP	12	Rs 44,33,975 ~ 44 Lacs+
CPI(ML) Red star	12	Rs 9,33,399 ~ 9 Lacs+
INLD	10	Rs 11,65,51,882 ~ 11 Crore+
BJD	10	Rs 8,32,15,541 ~ 8 Crore+
AIFB	10	Rs 23,04,843 ~ 23 Lacs+
Bhartiya Shakti Chetna Party	9	Rs 1,20,80,852 ~ 1 Crore+
RPI(A)	9	Rs 55,12,635 ~ 55 Lacs+
NCP	7	Rs 29,44,64,618 ~ 29 Crore+
RPI	6	Rs 1,81,03,930 ~ 1 Crore+
Welfare Party of India	6	Rs 46,47,505 ~ 46 Lacs+
RJD	5	Rs 3,53,90,126 ~ 3 Crore+
PECP	5	Rs 2,62,59,307 ~ 2 Crore+
AGP	5	Rs 2,30,38,348 ~ 2 Crore+
JKNPP	5	Rs 44,99,891 ~ 44 Lacs+
National Loktantrik Party	5	Rs 16,77,996 ~ 16 Lacs+
Naya Daur Party	5	Rs 16,67,000 ~ 16 Lacs+
RLD	4	Rs 18,31,75,646 ~ 18 Crore+

Data in this Kit is presented in good faith, with an intention to inform voters. Candidates' affidavits obtained from the ECI website (www.eci.nic.in) with nomination papers is the source of this analysis. Website:- www.adrindia.org, www.myneta.info

Party Name	Number of Candidates Analyzed	Average Assets
Aama Odisha Party	4	Rs 1,47,41,085 ~ 1 Crore+
JVM	4	Rs 71,66,089 ~ 71 Lacs+
Republican Party of India (Khobragade)	4	Rs 31,39,375 ~ 31 Lacs+
Jai Maha Bharath Party	4	Rs 14,07,000 ~ 14 Lacs+
Bhartiya Pragatisheel Congress	3	Rs 1,18,48,848 ~ 1 Crore+
IUML	3	Rs 84,06,179 ~ 84 Lacs+
Socialist Party (India)	3	Rs 61,51,772 ~ 61 Lacs+
Lok Bharati	3	Rs 49,63,000 ~ 49 Lacs+
Rashtriya Bahujan Hitay Party	3	Rs 45,12,000 ~ 45 Lacs+
Minorities democratic party	3	Rs 30,37,333 ~ 30 Lacs+
Bharatiya Bahujan Party	3	Rs 29,88,933 ~ 29 Lacs+
Lok Parivartan Party(DC)	3	Rs 25,51,328 ~ 25 Lacs+
AIUDF	3	Rs 25,45,260 ~ 25 Lacs+
Samata Kranti Dal	3	Rs 19,45,695 ~ 19 Lacs+
Bhartiya Janta Dal (Integrated)	3	Rs 16,83,333 ~ 16 Lacs+
CSM	3	Rs 10,04,870 ~ 10 Lacs+
Haryana Janhit Congress (BL)	2	Rs 40,88,30,769 ~ 40 Crore+
JMM	2	Rs 21,15,61,500 ~ 21 Crore+
NPF	2	Rs 16,46,40,032 ~ 16 Crore+
National Janhit Congress (AB)	2	Rs 12,64,07,399 ~ 12 Crore+
AJSUP	2	Rs 4,36,58,186 ~ 4 Crore+
Atulya Bharat Party	2	Rs 4,27,53,469 ~ 4 Crore+
Poorvanchal Rashtriya Congress	2	Rs 3,38,96,172 ~ 3 Crore+
PPA	2	Rs 2,54,21,251 ~ 2 Crore+
Socialist Republican Party	2	Rs 2,11,35,907 ~ 2 Crore+
Bharipa Bahujan Mahasangh	2	Rs 1,80,09,667 ~ 1 Crore+
Indian Bahujan Sandesh Party (Kanshiram)	2	Rs 1,77,34,631 ~ 1 Crore+

Data in this Kit is presented in good faith, with an intention to inform voters. Candidates' affidavits obtained from the ECI website (www.eci.nic.in) with nomination papers is the source of this analysis. Website:- www.adrindia.org,
www.myneta.info

Party Name	Number of Candidates Analyzed	Average Assets
Rashtravadi Janata Party	2	Rs 1,00,48,152 ~ 1 Crore+
Ambedkarist Republican Party	2	Rs 92,51,000 ~ 92 Lacs+
Kalyankari Jantantrik Party	2	Rs 68,94,252 ~ 68 Lacs+
Akhil Bharatiya Jan Sangh	2	Rs 65,44,839 ~ 65 Lacs+
Odisha Jan Morcha	2	Rs 35,18,500 ~ 35 Lacs+
Rashtriya Kranti Party	2	Rs 34,21,168 ~ 34 Lacs+
Shoshit Samaj Dal	2	Rs 32,55,017 ~ 32 Lacs+
Apna Dal	2	Rs 22,54,300 ~ 22 Lacs+
Bharatiya Sarvodaya Kranti Party	2	Rs 21,68,635 ~ 21 Lacs+
Rashtriya Janmorcha	2	Rs 20,19,492 ~ 20 Lacs+
Prabuddha Republican Party	2	Rs 19,63,711 ~ 19 Lacs+
Lok Dal	2	Rs 17,15,347 ~ 17 Lacs+
Bharatiya Sant Mat Party	2	Rs 15,38,500 ~ 15 Lacs+
Paschimanchal Vikas Party	2	Rs 13,70,088 ~ 13 Lacs+
Ambedkar samaj Party	2	Rs 10,37,560 ~ 10 Lacs+
National Peoples Party	2	Rs 8,97,000 ~ 8 Lacs+
Samyak Parivartan Party	2	Rs 5,40,800 ~ 5 Lacs+
Rashtriya Apna Dal	2	Rs 5,36,250 ~ 5 Lacs+
Akhil Bharat Hindu Mahasabha	2	Rs 5,13,800 ~ 5 Lacs+
Rashtriya Karmyog Party	2	Rs 2,42,750 ~ 2 Lacs+
Ambedkar National Congress	2	Rs 1,70,110 ~ 1 Lacs+
NPP	1	Rs 21,51,34,618 ~ 21 Crore+
Braj Vikas Party	1	Rs 15,17,47,504 ~ 15 Crore+
Inqalab Vikas Dal	1	Rs 7,61,08,195 ~ 7 Crore+
Dharam Nirpeksh Dal	1	Rs 5,58,13,000 ~ 5 Crore+
Bharip Bahujan Mahasangh	1	Rs 3,40,13,105 ~ 3 Crore+
Rashtrawadi Samaj Party	1	Rs 2,62,41,383 ~ 2 Crore+

Data in this Kit is presented in good faith, with an intention to inform voters. Candidates' affidavits obtained from the ECI website (www.eci.nic.in) with nomination papers is the source of this analysis. Website:- www.adrindia.org, www.myneta.info

Party Name	Number of Candidates Analyzed	Average Assets
Kerala Congress (M)	1	Rs 2,62,36,371 ~ 2 Crore+
MNS	1	Rs 2,57,00,000 ~ 2 Crore+
Rashtriya Lok Samta Party	1	Rs 2,48,29,741 ~ 2 Crore+
Rashtriya Sawarn Dal	1	Rs 2,30,00,000 ~ 2 Crore+
Social Action Party	1	Rs 2,17,39,967 ~ 2 Crore+
Socialistic Democratic Party	1	Rs 1,95,40,000 ~ 1 Crore+
Bharatiya Inqalab Party	1	Rs 1,82,60,000 ~ 1 Crore+
Hindusthan Nirman Dal	1	Rs 1,82,34,000 ~ 1 Crore+
Nav Bharat Democratic Party	1	Rs 1,77,77,227 ~ 1 Crore+
UDP	1	Rs 1,73,71,929 ~ 1 Crore+
Proutist Bloc, India	1	Rs 1,64,66,020 ~ 1 Crore+
Revolutionary Socialist Party	1	Rs 1,62,28,989 ~ 1 Crore+
Agar Jan Party	1	Rs 1,40,58,166 ~ 1 Crore+
Rashtriya Jatigat Aarakshan Virodhi Party	1	Rs 1,31,53,500 ~ 1 Crore+
Vanchit Jamat Party	1	Rs 1,25,59,000 ~ 1 Crore+
Rashtriya Naujawan Dal	1	Rs 1,22,01,000 ~ 1 Crore+
Rashtra Sewa Dal	1	Rs 1,17,21,162 ~ 1 Crore+
Narayani Sena	1	Rs 1,16,19,000 ~ 1 Crore+
Bharatiya Republican Paksha	1	Rs 1,15,71,000 ~ 1 Crore+
Republican Backward Congress	1	Rs 1,14,84,000 ~ 1 Crore+
Revolutionary Socialist Party of Kerala (B)	1	Rs 1,06,41,399 ~ 1 Crore+
LJP	1	Rs 1,04,14,470 ~ 1 Crore+
JD(S)	1	Rs 1,03,79,737 ~ 1 Crore+
Jharkhand Party	1	Rs 95,14,000 ~ 95 Lacs+
Rashtriya Deshaj Party	1	Rs 88,51,813 ~ 88 Lacs+
Jharkhand Vikas Dal	1	Rs 78,71,582 ~ 78 Lacs+
JKPDP	1	Rs 77,43,691 ~ 77 Lacs+

Data in this Kit is presented in good faith, with an intention to inform voters. Candidates' affidavits obtained from the ECI website (www.eci.nic.in) with nomination papers is the source of this analysis. Website:- www.adrindia.org,
www.myneta.info

Party Name	Number of Candidates Analyzed	Average Assets
Akhand Bharat Samaj Party	1	Rs 73,86,000 ~ 73 Lacs+
Rashtriya Janta Party	1	Rs 72,71,300 ~ 72 Lacs+
Amra Bangalee	1	Rs 65,49,960 ~ 65 Lacs+
Rashtriya Ekta Party	1	Rs 64,97,000 ~ 64 Lacs+
Vishva Shakti Party	1	Rs 55,18,804 ~ 55 Lacs+
Hindustan Kranti Dal	1	Rs 52,19,608 ~ 52 Lacs+
Kosal Kranti Dal	1	Rs 50,69,000 ~ 50 Lacs+
Navbharat Nirman Party	1	Rs 48,10,000 ~ 48 Lacs+
Naitik Party	1	Rs 44,14,465 ~ 44 Lacs+
Bharat Vishal Party	1	Rs 42,00,000 ~ 42 Lacs+
Aambedkar-right Party of India	1	Rs 41,11,000 ~ 41 Lacs+
Rashtrawadi Parivartan Party (L.B.)	1	Rs 39,22,079 ~ 39 Lacs+
Akhil Bharatiya Hind Kranti Party	1	Rs 39,03,000 ~ 39 Lacs+
Sarva Samaj Kalyan Party	1	Rs 38,65,000 ~ 38 Lacs+
Akhil Bharatiya Samajwadi Congress	1	Rs 33,27,000 ~ 33 Lacs+
Maharashtra Vikas Aaghadi	1	Rs 32,80,000 ~ 32 Lacs+
Rajnaitik Vikalp Party	1	Rs 31,16,000 ~ 31 Lacs+
Dalit Vikas Party(Bharat)	1	Rs 30,27,000 ~ 30 Lacs+
Majdoor Kisan Union Party	1	Rs 26,63,000 ~ 26 Lacs+
Bhartiya Vanchitsamaj Party	1	Rs 26,59,619 ~ 26 Lacs+
Asankhya Samaj Party	1	Rs 24,37,000 ~ 24 Lacs+
Republican Party (Khoripa)	1	Rs 19,21,000 ~ 19 Lacs+
Rashtriya Ahinsa Manch	1	Rs 18,29,000 ~ 18 Lacs+
Bharipa Bhahujan Mahasangha	1	Rs 16,79,100 ~ 16 Lacs+
Hindustan Ekta Party	1	Rs 16,23,000 ~ 16 Lacs+
Bharatiya Momin Front	1	Rs 16,10,000 ~ 16 Lacs+
Rashtriya Ulama Council	1	Rs 15,92,000 ~ 15 Lacs+

Data in this Kit is presented in good faith, with an intention to inform voters. Candidates' affidavits obtained from the ECI website (www.eci.nic.in) with nomination papers is the source of this analysis. Website:- www.adrindia.org, www.myneta.info

Party Name	Number of Candidates Analyzed	Average Assets
Rashtriya Bahujan Congress Party	1	Rs 13,03,736 ~ 13 Lacs+
Bahujan Mukati Party	1	Rs 12,80,500 ~ 12 Lacs+
Aarakshan Virodhi Party	1	Rs 11,83,000 ~ 11 Lacs+
Samata Party	1	Rs 11,31,000 ~ 11 Lacs+
Bharat Bhrashtachar Mitao Party	1	Rs 10,67,800 ~ 10 Lacs+
Bharatiya Ekta Dal	1	Rs 10,30,800 ~ 10 Lacs+
Ambedkarwadi Republican Party	1	Rs 9,19,000 ~ 9 Lacs+
Rashtriya Jankranti Morcha	1	Rs 9,11,000 ~ 9 Lacs+
Samruddha Odisha	1	Rs 7,64,550 ~ 7 Lacs+
Rashtriya Janshakti Party(Eklavya)	1	Rs 7,31,148 ~ 7 Lacs+
JPS	1	Rs 7,29,000 ~ 7 Lacs+
All J & K Kisan Majdoor Party	1	Rs 6,06,100 ~ 6 Lacs+
Indigenous Peoples Front of Tripura	1	Rs 5,20,000 ~ 5 Lacs+
Jan Samanta Party	1	Rs 4,30,000 ~ 4 Lacs+
Bharatiya Gaon Taj Dal	1	Rs 3,53,200 ~ 3 Lacs+
Samata Samadhan Party	1	Rs 3,12,000 ~ 3 Lacs+
Rashtriya Jankranti Party	1	Rs 2,85,000 ~ 2 Lacs+
Bhartiya Shramik Dal Socialist	1	Rs 2,60,000 ~ 2 Lacs+
Samajwadi Janata Party (Rashtriya)	1	Rs 2,31,000 ~ 2 Lacs+
Moolniwasi Samaj Party	1	Rs 2,21,500 ~ 2 Lacs+
Democratic Secular Party	1	Rs 1,60,500 ~ 1 Lacs+
Rashtriya Janpriya Party	1	Rs 1,59,000 ~ 1 Lacs+
Bhartiya Jan Manch	1	Rs 1,55,178 ~ 1 Lacs+
Aambedakarite Party of India	1	Rs 1,19,757 ~ 1 Lacs+
VANCHITSAMAJ INSAAF PARTY	1	Rs 1,06,000 ~ 1 Lacs+
All India Minorities Front	1	Rs 1,04,992 ~ 1 Lacs+
Jan Morcha	1	Rs 77,000 ~ 77 Thou+

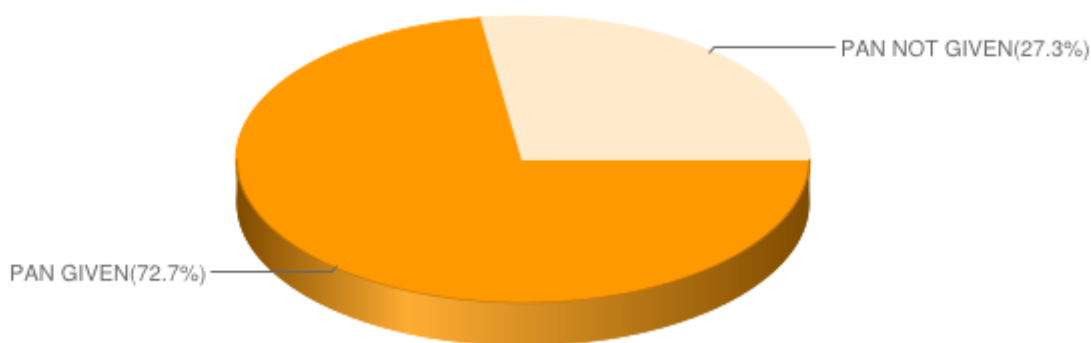
Data in this Kit is presented in good faith, with an intention to inform voters. Candidates' affidavits obtained from the ECI website (www.eci.nic.in) with nomination papers is the source of this analysis. Website:- www.adrindia.org, www.myneta.info

Party Name	Number of Candidates Analyzed	Average Assets
Akhil Bhartiya Manavta Paksh	1	Rs 76,820 ~ 76 Thou+
All India Peoples Front	1	Rs 75,167 ~ 75 Thou+
Indian Oceanic Party	1	Rs 50,000 ~ 50 Thou+
Adarsh Rashtriya Vikas Party	1	Rs 44,300 ~ 44 Thou+
RASHTRIYA MORCHA PARTY	1	Rs 30,500 ~ 30 Thou+
Rashtriya Samaj Paksha	1	Rs 30,000 ~ 30 Thou+
Hindustan Janta Party	1	Rs 30,000 ~ 30 Thou+
Hindustan Janata Party	1	Rs 23,900 ~ 23 Thou+
Rashtriya Janadhikar Party	1	Rs 21,000 ~ 21 Thou+
Kalinga Sena	1	Rs 20,000 ~ 20 Thou+
All India Ravidas Samata Party	1	Rs 12,000 ~ 12 Thou+
Bhartiya Satya Sangharsh Party	1	Rs 0 ~
Indian Gandhian Party	1	Rs 0 ~
IND	573	Rs 1,44,51,948 ~ 1 Crore+
All Parties	1492	Rs 3,32,20,342 3 Crore+

Table: Average assets for candidates - Party wise

PAN Details of Candidates

Details of candidates who have not declared their PAN



PAN Filled	1084
PAN Not Filled	408
Total	1492

Table: Overall PAN Report

Data in this Kit is presented in good faith, with an intention to inform voters. Candidates' affidavits obtained from the ECI website (www.eci.nic.in) with nomination papers is the source of this analysis. Website:- www.adrindia.org, www.myneta.info

1. Know your Neta on Mobile

SMS

To get information on candidates/MP/MLA from your constituency, send SMS

MYNETA <PINCODE>

(Example: MYNETA PINCODE)

or

MYNETA <Constituency name>

(Example: MYNETA KURUKSHETRA)

On 9246556070 (normal SMS charges applicable) or 56070 (charges Rs. 2-3)

Sample response: Candidates for KURUKSHETRA, (1) Naveen Jindal INC: Criminal Cases-2, Asset Rs 308.31 Crore, Liability: Rs 4.91 Crore, Edu: Post Graduate. (2) Rajkumar Saini BJP: Criminal Cases-2, Asset Rs 13.28 Crore, Liability: Rs 2.32 Crore, Edu: Graduate.

Dial *325*35# (free service)

Facebook users can get information on their candidates/MP/MLA on GSM mobiles

Step 1→

Dial ***325*35#**

Step 2→

Reply with **option 4 (“Know Your Neta”)**

Step 3→

Reply with **PINCODE (or Constituency name)**

Step 4→

Reply with **option 1 (for Candidate 1)**

Or

Reply with **option 2 (for Candidate 2)**

Or

Reply with **option 3 (for Candidate 3)**

Sample response:

NAVEEN JINDAL (INC)

Criminal Cases: Yes

Assets: 308.31 crores

Education: Post graduate

2. Know your Neta on Toll-free Helpline

Dial Toll-free no: **1-800-110-440**

Information given: Criminal records, Assets, Liabilities and Education Qualifications.

[Only during Day/Hours of operation: Mon-Fri (10 am – 6pm)]

3. Know your Neta on our Websites

To get information on candidates/MP/MLA from your constituency, visit

1. www.myneta.info (search for candidates/MP/MLA or constituency) or
2. www.adrindia.org (visit Election watch page of your state for reports about candidates/MP/MLA)

4. Join us on Social-Media

1. www.facebook.com/adr.new
2. www.twitter.com/adrspeaks

Contact Details

National Election Watch/Association for Democratic Reforms:

Data in this Kit is presented in good faith, with an intention to inform voters. Candidates' affidavits obtained from the ECI website (www.eci.nic.in) with nomination papers is the source of this analysis. Website:- www.adrindia.org,
www.myneta.info

Media and Journalist Helpline +91 80103 94248 Email: adr@adrindia.org	Mr Anil Verma Head National Election Watch, Association for Democratic Reforms 011 4165 4200, +91 88264 79910 adr@adrIndia.org, anilverma@adrindia.org	Prof Jagdeep Chhokar IIM Ahmedabad (Retd.) Founder Member, National Election Watch, Association for Democratic Reforms +91 99996 20944 jchhokar@gmail.com	Prof Trilochan Sastry IIM Bangalore Founder Member, National Election Watch, Association for Democratic Reforms +91 94483 53285 trilochans@iimb.ernet.in
---	--	--	---

DISCLAIMER

All information about Candidates, in this report has been taken from the affidavits filed by Candidates with their nomination papers. Copies of affidavits were obtained from the Chief Electoral Officer's website (<http://affidavitarhive.nic.in/DynamicAffidavitDisplay/FrmElectionAffidavit.aspx>). While all efforts have been made to ensure that the information is in keeping with what is mentioned in the affidavits, in case of discrepancy between information in this report and that given in the affidavits, the information reported in the affidavits filed by Candidates should be treated as correct. Association for Democratic Reforms, National Election Watch and their volunteers are not responsible or liable for any damage arising directly or indirectly from the publication of this report.