

ANALYSIS OF STATUS OF SUBMISSION OF ANNUAL REPORTS OF REGISTERED UNRECOGNISED POLITICAL PARTIES (RUPPs) DURING FY 2022-23

A Report by
Association for Democratic Reforms

Association for Democratic Reforms
Plot No. E-5, 4th Floor, Lane-1, Westend Marg, Saidulajab,
(Behind Saket Metro Gate No. 2) New Delhi - 110030
Email: adr@adrindia.org; Phone: 011-4165 4200

Table of Contents

Analysis of status of submission of annual reports of Registered Unrecognised Political Parties during FY 2022-23	3
Introduction.....	3
Status of submission of annual audit statements and contribution reports by registered unrecognised political parties all over India, FY 2022-23	4
Total Income, Expenditure and Donations declared by top 10 Registered Unrecognized Political Parties during FY 2022-23	7
Year-wise total income declared by top 10 Registered Unrecognized Political Parties from FY 2019-20 to FY 2023-24	9
Comparison of Total Income, Expenditure and Donations declared by top 10 Registered Unrecognised Political Parties with Recognised Political Parties during FY 2022-23	11
Observations of ADR	12
Recommendations of ADR	13
Disclaimer	14
Contact Details	14

Analysis of status of submission of annual reports of Registered Unrecognised Political Parties during FY 2022-23

Introduction

In India's multi-party democratic system, political parties play a pivotal role in shaping the electoral landscape. As of March 2024, the Election Commission of India (ECI) recognizes 6 National parties, 60 State parties, and approximately 2,764 Registered Unrecognised Political Parties (RUPPs). Political parties are either recognised political parties or unrecognised political parties. A recognised political party shall either be a National party or a State party if it meets certain laid down conditions. To become a recognised political party either at the state or national level, a party has to secure a certain minimum percentage of polled valid votes or certain number of seats in the state legislative assembly or the Lok Sabha during the last election. The Election Commission of India (ECI) has the power to issue instructions to unrecognised political parties for their expeditious recognition upon fulfilment of certain conditions as specified.

RUPPs are either newly registered parties, those that have not secured enough votes or seats in elections to gain recognition as a national or state party, or those that have never contested elections since registration. Despite their unrecognised status, RUPPs are significant players in India's political ecosystem, often representing niche interests or regional aspirations. However, their financial operations, including income and expenditure, have raised concerns due to limited transparency and potential misuse of funds, prompting regulatory scrutiny.

An unrecognised party doesn't enjoy all the benefits that recognised parties (Regional and National parties) do. These include:

1. No entitlement to an exclusive allotment of a reserved election symbol to the candidates fielded by the party. They have to choose from a list of 'free symbols' issued by the Commission.
2. No eligibility for free copies of electoral rolls.
3. No authorization for free broadcast/telecast facilities over All India Radio/Doordarshan during Assembly and General Elections.
4. No eligibility for subsidized land for party offices.

Political funding for RUPPs primarily comes from voluntary contributions by individuals and corporate entities, as permitted under Section 29B of the Representation of the People Act (RPA), 1951. Foreign funding is prohibited under the Foreign Contribution (Regulation) Act, 2010. These parties enjoy income tax exemptions under Section 13A of the Income Tax Act, 1961, provided they file their income tax returns and disclose details of donations exceeding ₹20,000 to the ECI annually. However, many RUPPs fail to comply with these requirements, leading to issues like tax evasion and money laundering. For instance, [in 2019–20, 219 RUPPs](#) claimed tax exemptions worth ₹608 crore, yet 66 of them did not submit mandatory contribution reports, underscoring widespread non-compliance with Election Commission of India (ECI) regulations. The lack of consistent financial reporting and minimal electoral activity by many RUPPs has led the ECI to initiate cleanup drives, delisting non-compliant parties and enforcing stricter regulations.

Between 2022 and 2024, over 3,260 RUPPs collectively received more than [₹10,000 crore](#) in electoral donations, raising alarms about potential misuse as "slush money." Investigations suggest that much of this funding is funnelled to shell companies through complex bank account networks, indicating possible money laundering. In 2022, the ECI delisted [537 RUPPs](#) for non-compliance, such as failing to submit

audited accounts, contribution reports for donations above ₹20,000, or election expenditure statements. The ECI also introduced a web portal in 2023 to streamline digital filing of financial statements, with reminders to enforce compliance.

Many RUPPs are suspected of existing solely to exploit tax exemptions under Section 13A of the Income Tax Act, 1961, without engaging in electoral activities. The [ECI's data](#) indicates that only 5% of RUPPs submitted donation reports between 2013 and 2016, highlighting persistent non-compliance. The ECI continues to monitor RUPPs, with plans for further delisting of non-compliant parties and stricter enforcement of financial reporting requirements.

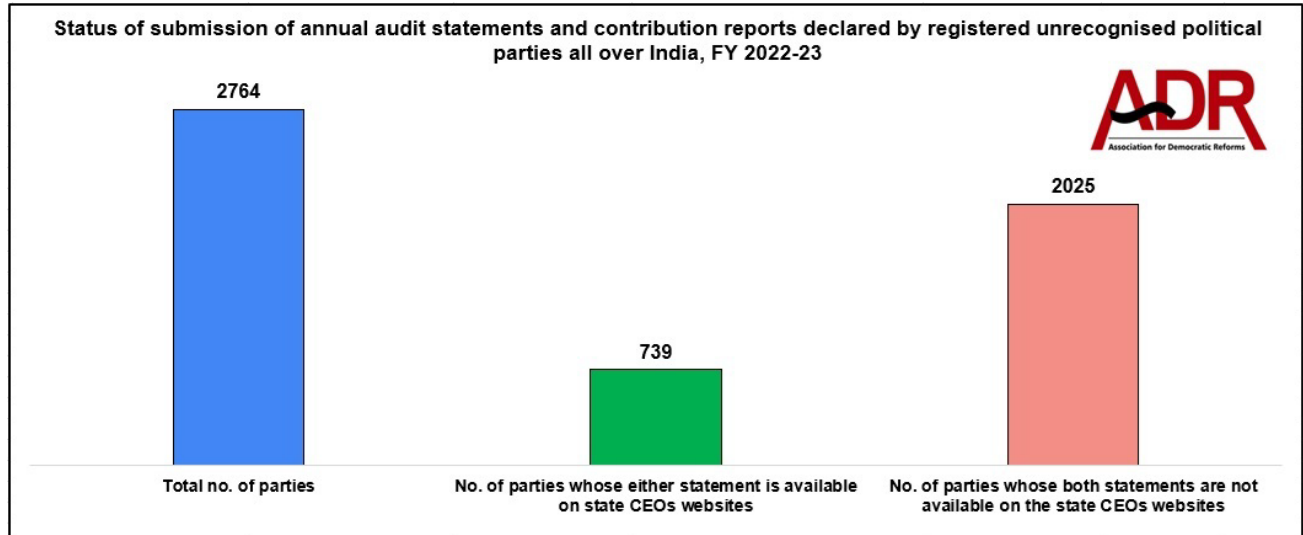
The Election Commission of India issued guidelines on “Transparency and Accountability in party funds and election expenditure – submission of reports by unrecognised political parties” which were applicable to all political parties w.e.f 1st October, 2014. As per these guidelines, all unrecognised parties are required to submit their requisite reports in the office of the respective State CEOs. On receipt of the reports from the state level unrecognised political parties, scanned copies of annual audited accounts, contribution reports and statements of election expenditure shall be uploaded on the websites of CEOs of the respective states, within 3 days of receipt of the same for viewing by public.

In view of the above, this report by Association for Democratic Reforms (ADR) analyses the status of submission of annual audit reports and contribution reports of registered unrecognised parties for FY 2022-23. The report looks at the status of submission of the annual reports of registered unrecognised parties and the income, expenditure and donations declared by these political parties during the FY 2022-23. Previously also ADR released several reports on the political finance disclosures by the RUPPs, which can be accessed [here](#).

It is to be noted that political parties are completely exempted from paying income tax as long as they file their Income Tax returns to the IT Department and submit details of donations received above ₹20,000 to the ECI, annually. Even if the parties declare that they have not received any amount above ₹20,000 from a single donor, they would still enjoy tax exemption. Thus, political parties, once registered with the ECI, irrespective of their status of recognition, can continue to collect donations and enjoy tax exemption, if they satisfy the above two conditions.

Status of submission of annual audit statements and contribution reports by registered unrecognised political parties all over India, FY 2022-23

- This report analyses the status of submission of annual reports of a total of **739 (26.74% of the total RUPPs) registered unrecognised parties across 22 states** in India, whose **either audit or contribution reports were available** on the respective state CEOs websites for the **FY 2022-23**.
- The analysis shows that **both annual audit and contribution reports of a significant 73.26% or 2025** of the total RUPPs are **not available** in the public domain for FY 2022-23.
- The **maximum number of RUPPs, whose statements were available** are in **Uttar Pradesh**, followed by **Delhi** and **Bihar**, given that these states have the highest number of registered unrecognised political parties.
- The **maximum number of RUPPs whose statements were unavailable** in the public domain are in **Uttar Pradesh, Tamil Nadu** and **Delhi**.
- **States with zero reporting: Punjab (73 RUPPs), Uttarakhand (40 RUPPs) and Goa (12)** are among the top three states where **both audit and contributions reports of none of the RUPPs are available** on the official websites. This highlights stark non-compliance or non-disclosure in these regions.



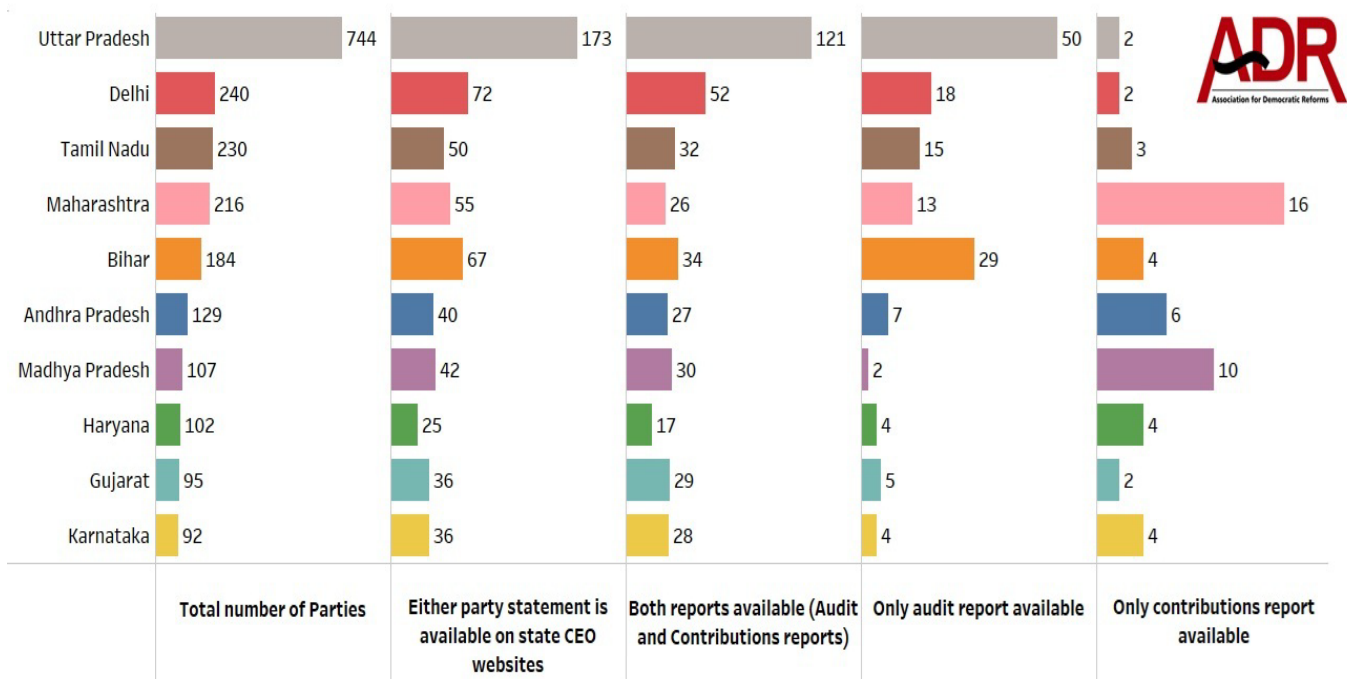
Status of submission of annual audit statements and contribution reports declared by registered unrecognised political parties all over India, FY 2022-23

States	Total no. of parties	No. of parties whose either statement is available on state CEOs websites	No. of parties whose both statements are not available on the state CEOs websites
Uttar Pradesh	744	173	571
Delhi	240	72	168
Tamil Nadu	230	50	180
Maharashtra	216	55	161
Bihar	184	67	117
Andhra Pradesh	129	40	89
Madhya Pradesh	107	42	65
Haryana	102	25	77
Gujarat	95	36	59
Karnataka	92	36	56
Rajasthan	82	30	52
Telangana	78	32	46
Punjab	73	0	73
West Bengal	66	19	47
Kerala	51	12	39
Chhattisgarh	43	10	33
Uttarakhand	40	0	40
Odisha	38	10	28
Jharkhand	37	9	28
Jammu & Kashmir	34	13	21
Assam	15	3	12
Goa	12	0	12
Himachal Pradesh	9	3	6
Manipur	9	1	8
Sikkim	6	1	5
Meghalaya	5	0	5
Pondicherry	5	0	5
Chandigarh	4	0	4

Status of submission of annual audit statements and contribution reports declared by registered unrecognised political parties all over India, FY 2022-23			
States	Total no. of parties	No. of parties whose either statement is available on state CEOs websites	No. of parties whose both statements are not available on the state CEOs websites
Mizoram	4	0	4
Tripura	4	0	4
Andaman & Nicobar Islands	3	0	3
Nagaland	3	0	3
Arunachal Pradesh	2	0	2
Dadra & Nagar Haveli	2	0	2
Grand Total	2764	739 (26.74%)	2025 (73.26%)

- Among the 739 RUPPs analysed in this report, **both audit and contribution reports are available for 501 RUPPs** across 20 states. This is a mere **18.13%** of the total number of RUPPs.
- **Only audit reports were available for 166 RUPPs** or **6.01%** across 20 states of the total RUPPs whereas **72 RUPPs** or **2.60%** across 18 states have **submitted only their contribution reports** for FY 2022-23.
- **The top compliant states are Gujarat (37.89%), Bihar (36.41%), Delhi (30%), Uttar Pradesh (23.25%) and Tamil Nadu (21.74%)** where **either statement is available** for the aforementioned percentages of total RUPPs in the state.
- **Gujarat (30.53%), Delhi (21.67%) and Bihar (18.48%)** demonstrate **relatively higher levels of compliance** compared to the national average in terms of the **availability of both reports of RUPPs** in the public domain.

Top 10 State : Status of submission of Audit and Contributions Reports, Financial Year 2022-23



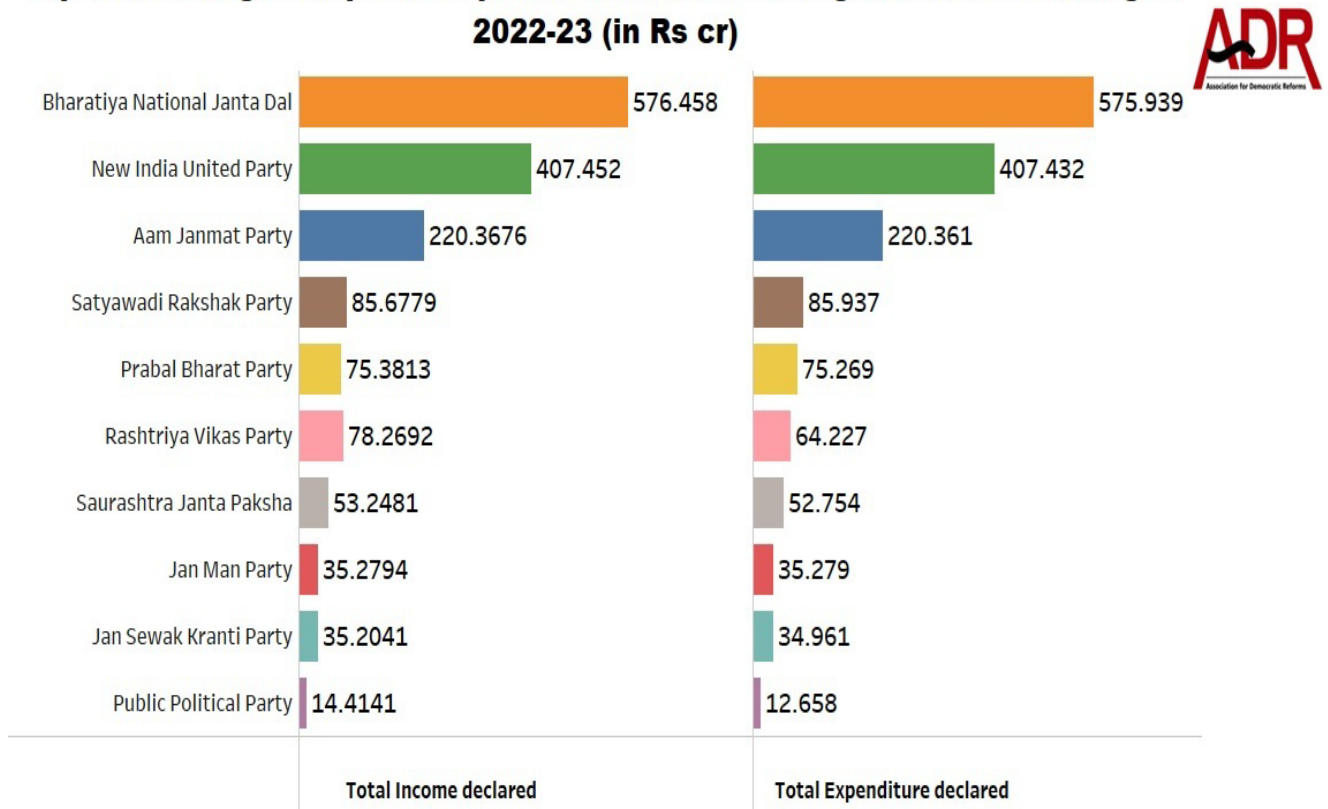
Status of submission of Audit and Contributions Reports, Financial Year 2022-23					
State	Total number of Parties	Either party statement is available on state CEO websites	Both reports available (Audit and Contributions reports)	Only audit report available	Only contributions report available
Uttar Pradesh	744	173	121	50	2
Delhi	240	72	52	18	2
Tamil Nadu	230	50	32	15	3
Maharashtra	216	55	26	13	16
Bihar	184	67	34	29	4
Andhra Pradesh	129	40	27	7	6
Madhya Pradesh	107	42	30	2	10
Haryana	102	25	17	4	4
Gujarat	95	36	29	5	2
Karnataka	92	36	28	4	4
Rajasthan	82	30	24	2	4
Telangana	78	32	27	2	3
Punjab	73	0	0	0	0
West Bengal	66	19	15	3	1
Kerala	51	12	10	2	0
Chhattisgarh	43	10	8	1	1
Uttarakhand	40	0	0	0	0
Odisha	38	10	8	1	1
Jharkhand	37	9	6	3	0
Jammu & Kashmir	34	13	4	1	8
Assam	15	3	0	3	0
Goa	12	0	0	0	0
Himachal Pradesh	9	3	2	0	1
Manipur	9	1	0	1	0
Sikkim	6	1	1	0	0
Meghalaya	5	0	0	0	0
Pondicherry	5	0	0	0	0
Chandigarh	4	0	0	0	0
Mizoram	4	0	0	0	0
Tripura	4	0	0	0	0
Andaman & Nicobar Islands	3	0	0	0	0
Nagaland	3	0	0	0	0
Arunachal Pradesh	2	0	0	0	0
Dadra & Nagar Haveli	2	0	0	0	0
Grand Total	2764	739	501	166	72

Total Income, Expenditure and Donations declared by top 10 Registered Unrecognized Political Parties during FY 2022-23

- Out of the top 10, **5 parties (50%) are from Gujarat**, indicating a concentration of unrecognized parties with high declared incomes in this state.

- Gujarat parties collectively reported **Rs 1158.115 cr** in total income—**over 70% of the top 10 parties' income**. The highest income was declared by **Bharatiya National Janta Dal, Rs 576.458 cr**.
- Most parties reported **expenditures closely matching their declared income**, e.g. Bharatiya National Janta Dal, New India United Party etc. This suggests that these **parties spent nearly all the funds they raised**—either on campaigns or possibly for other activities.
- For nearly all parties, **total donations equal or exceed declared income**, suggesting that donations are their **primary or sole income source**.
- Donations above Rs 20,000 account for a **large share** of total donations—e.g. New India United Party shows **100%** of donations as large donations (Rs 407.45 cr).
- Many of the top earners were formed **after 2015**, reflecting a trend of **newer parties rapidly mobilizing funds**. These include **Satyawadi Rakshak Party (2022)**, **Jan Man Party (2021)**, **Jan Sewak Kranti Party (2021)** and **New India United Party (2018)**.

Top 10 unrecognized political parties that declared highest income during FY 2022-23 (in Rs cr)



Top 10 unrecognized political parties that declared highest income during FY 2022-23 (in Rs cr)							
State	RUPP name	Party formation year	Last election Contested	Total income	Total expenditure	Total donations	Total donations (above Rs 20,000)
Gujarat	Bharatiya National Janta Dal	February 2009	General Election to Lok Sabha 2024	576.458	575.939	576.458	565.055
Gujarat	New India United Party	August 2018	Delhi Assembly Election 2025	407.452	407.432	407.452	407.452

Top 10 unrecognized political parties that declared highest income during FY 2022-23 (in Rs cr)

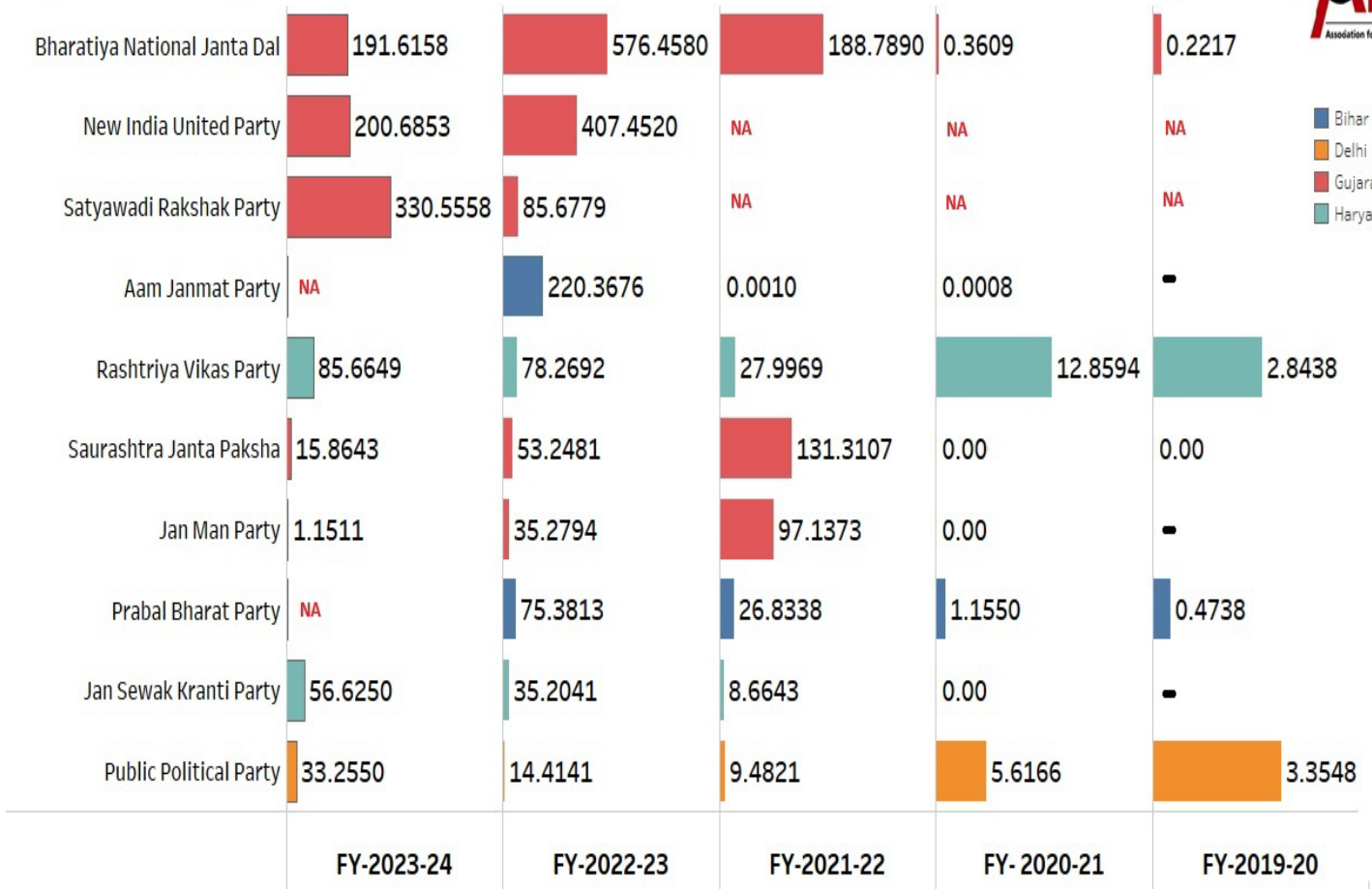
State	RUPP name	Party formation year	Last election Contested	Total income	Total expenditure	Total donations	Total donations (above Rs 20,000)
Bihar	Aam Janmat Party	May 2020	Delhi Assembly Election 2025	220.3676	220.361	220.367	216.153
Gujarat	Satyawadi Rakshak Party	October 2022	General Election to Lok Sabha 2024	85.6779	85.937	85.677	27.882
Haryana	Rashtriya Vikas Party	December 2002	General Election to Lok Sabha 2024	78.2692	64.227	78.192	60.63
Bihar	Prabal Bharat Party	October 2019	General Election to Lok Sabha 2024	75.3813	75.269	75.374	65.476
Gujarat	Saurashtra Janta Paksha	January 2019	Gujarat General Legislative Election 2022	53.2481	52.754	53.248	53.212
Gujarat	Jan Man Party	February 2021	Gujarat General Legislative Election 2022	35.2794	35.279	35.279	35.279
Haryana	Jan Sewak Kranti Party	September 2021	Haryana Legislative Assembly Election, 2024	35.2041	34.961	35.204	34.814
Delhi	Public Political Party	June 2011	General Election to Lok Sabha 2024	14.4141	12.658	14.409	13.992

Year-wise total income declared by top 10 Registered Unrecognized Political Parties from FY 2019-20 to FY 2023-24

- **Bharatiya National Janata Dal** declared the highest total income of **Rs 957.4454 cr (31.76% of total)** between the FY 2019-20 to 2023-24. The party witnessed a major jump in FY 2021-22 and FY 2022-23.
- The audit reports of **New India United Party** for the financial years 2019-20 to 2021-22 are not available on the official website. Notably, the party declared a total income of Rs 407.452 cr in FY 2022-23. However, in the subsequent financial year 2023-24, there was a significant decline in the party's declared income, which dropped to RS 200.6553 cr, as per the party's submitted statement.
- **Satyawadi Rakshak Party** declared the second highest income of **Rs 416.2337 cr**, with sharp growth in FY 2022-23 (Rs 85.6779) and a massive Rs 330.5558 cr in FY 2023-24.
- **Gujarat-based parties alone account for 73.22%** (Rs 1158.1154 cr) of the top 10 parties' declared income of Rs. 1581.7517 cr.
- Parties like the **Rashtriya Vikas Party** and **Public Political Party** have **shown relatively consistent growth in their incomes** spread over FY 2020-21 to 2023-24.

- Some parties report no or very less income in earlier years, but then suddenly report large sums in one or two fiscal years. **Aam Janmat Party jumps from Rs 8000 in FY 2020-21 to Rs 220.3676 cr in FY 2022-23.** Similarly, **Saurashtra Janta Paksha reported Rs 131.3107 cr from zero in the previous two fiscal years.**

Top 10 Unrecognized parties declared income from FY 2019-20 to FY 2023-24 (in Rs cr)

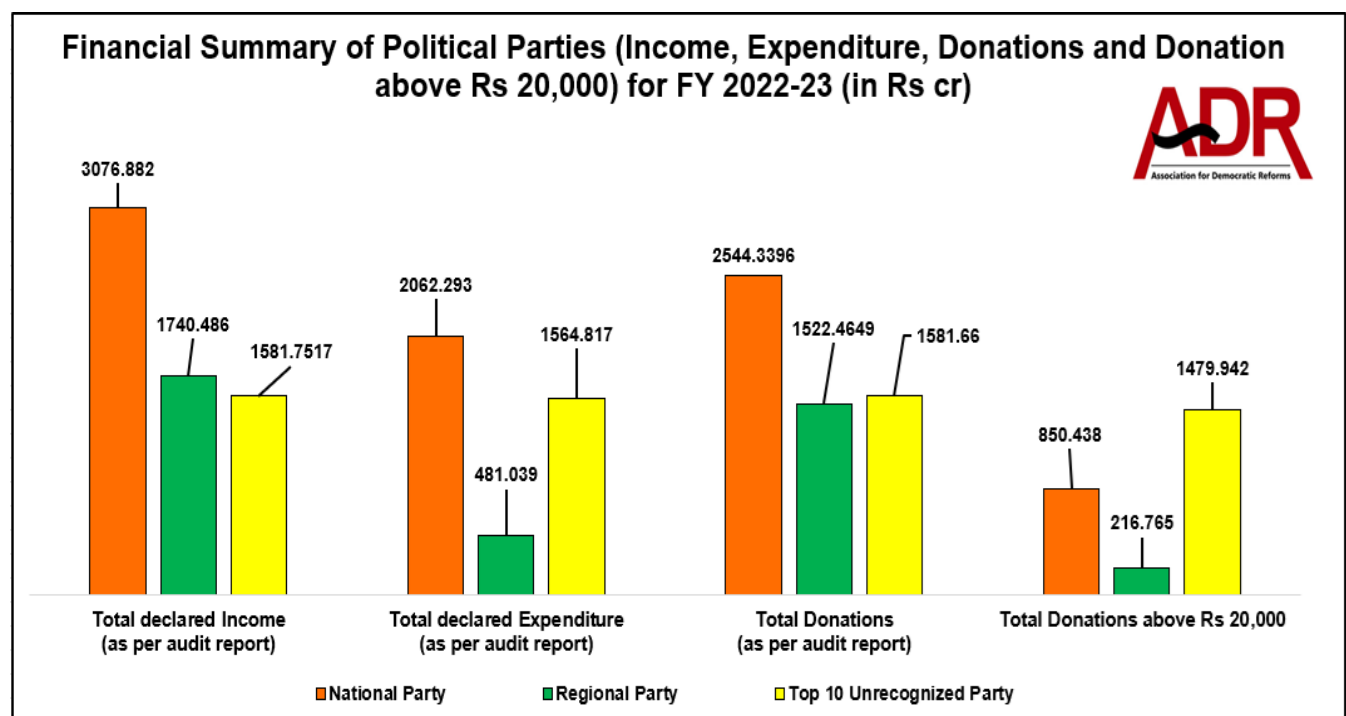


Top 10 Unrecognized parties declared income from FY 2019-20 to FY 2023-24 (in Rs cr)							
State	RUPP name	FY 2019-20	FY 2020-21	FY 2021-22	FY 2022-23	FY 2023-24	Total
Gujarat	Bharatiya National Janta Dal	0.2217	0.3609	188.789	576.458	191.6158	Rs 957.4454 cr
Gujarat	New India United Party	NA	NA	NA	407.452	200.6853	Rs 608.1373 cr
Gujarat	Satyawadi Rakshak Party	NA	NA	NA	85.6779	330.5558	Rs 416.2337 cr
Bihar	Aam Janmat Party	-	0.0008	0.00098	220.3676	NA	Rs 220.3694 cr
Haryana	Rashtriya Vikas Party	2.8438	12.8594	27.9969	78.2692	85.6649	Rs 207.6342 cr
Gujarat	Saurashtra Janta Paksha	0	0	131.3107	53.2481	15.8643	Rs 200.4231 cr
Gujarat	Jan Man Party	-	0	97.1373	35.2794	1.1511	Rs 133.5678 cr
Bihar	Prabal Bharat Party	0.4738	1.155	26.8338	75.3813	NA	Rs 103.8439 cr

Top 10 Unrecognized parties declared income from FY 2019-20 to FY 2023-24 (in Rs cr)							
State	RUPP name	FY 2019-20	FY 2020-21	FY 2021-22	FY 2022-23	FY 2023-24	Total
Haryana	Jan Sewak Kranti Party	-	0	8.6643	35.2041	56.625	Rs 100.4934 cr
Delhi	Public Political Party	3.3548	5.6166	9.4821	14.4141	33.255	Rs 66.1226 cr
Total Income declared by top 10 Unrecognized parties		Rs 6.8941 cr	Rs 19.9927 cr	Rs 490.2151 cr	Rs 1581.7517 cr	Rs 915.4172 cr	Rs 3014.2708 cr

Comparison of Total Income, Expenditure and Donations declared by top 10 Registered Unrecognised Political Parties with Recognised Political Parties during FY 2022-23

- In terms of political finance disclosures, RUPPs are not far behind the recognised political parties. In most cases, the income and donations of only the top 10 RUPPs match that of the state parties. The total donations above Rs 20,000 declared by top 10 RUPPs exceeded that of the National and state parties for FY 2022-23.
- The total income declared by the top 10 RUPPs was Rs 1581.7517 cr while the total donations declared was Rs 1581.66 cr for FY 2022-23. 99.99% of income came from donations.
- Rs 1479.942 cr (93.56%) came from donations above Rs 20,000.
- The top 10 RUPPs declared Rs 1564.817 cr as their total expenditure for FY 2022-23, which is nearly all of their income, suggesting they're spending almost everything they raise.
- National parties reported only 33% (27.64) donations from large donors (donations above Rs 20,000), while the top 10 unrecognized parties reported a massive 93% from large donors. This stark difference might suggest different reporting practices or dependence on fewer large donors by unrecognized parties. Regional parties reported the least large-donor concentration (14%).



Financial Summary of Political Parties (Income, Expenditure, Donations and Donation above Rs 20,000) for FY 2022-23 (in Rs cr)				
Party Type	Total declared Income (as per audit report)	Total declared Expenditure (as per audit report)	Total Donations (as per audit report)	Total Donations above Rs 20,000
National Party	3076.882	2062.293	2544.3396	850.438
Regional Party	1740.486	481.039	1522.4649	216.765
Top 10 Unrecognized Party	1581.7517	1564.817	1581.66	1479.942

Observations of ADR

1. A significant **73.26% of unrecognised political parties did not have either report available** online, pointing to a major transparency gap in financial reporting by registered unrecognised political parties.
2. **Low compliance overall:** Only 18.13% of parties submitted both mandatory reports.
3. **Lack of uniformity:** Reporting rates vary dramatically across states, indicating potential differences in enforcement, capacity, or willingness to comply. While reporting formats for audit and donations reports are available but several parties fail to adhere to it.
4. **Unrecognized parties' disclosures show that parties received large number of donations**, heavy reliance on large donors and a near-total expenditure.
5. **Between FY 2019-20 and FY 2023-24**, there's a dramatic increase in declared income of RUPPs starting from **FY 2021-22 (Rs 490.2151 cr)**, which then rose by **223% in FY 2022-23 (Rs 1581.7517 cr)**. Income further remained high in FY 2023-24 (**Rs 915.4172 cr**). This suggests a **surge in political fundraising activities in recent years**, possibly due to heightened political competition or upcoming elections. These abrupt surges raise questions about the sources and documentation of funds.
6. A total of **38 of the 739 RUPPs** analysed in this report **declared a total income exceeding Rs 1 crore** in the FY 2022-23.
7. On reviewing the **Chief Electoral Officer (CEO) Uttarakhand's website for FY 2022-23**, it was observed that only a PDF containing consolidated status of unrecognized political parties has been uploaded. This document lists the names of 39 unrecognized parties, out of which audit reports are available for 6 parties and donation status details for 5 parties. However, the party-wise separate statements for these parties have not been uploaded on the CEO's website. As a result, the financial data of these parties could not be incorporated into this report.
8. For FY 2022-23, it has been observed that the CEO websites of the following states and union territories — **Punjab, Chandigarh, Tripura, Andaman & Nicobar Islands, Nagaland, Arunachal Pradesh, and Dadra & Nagar Haveli** — **do not have any details of the audit reports, donation reports, and election expenditure reports of unrecognized political parties available** on their respective websites.
9. The **reports and statements of registered unrecognised parties are not available on the CEO websites of Meghalaya & Puducherry** (last the four years) and **Goa** (for the last five years) at the time of preparing this report.
10. Out of a total of 2,764 registered unrecognised parties, **approx. 32 parties won seats** in the current state assemblies and Lok Sabha. These are Kalyana Rajya Pragathi Paksha, Sarvodaya Karnataka Paksha, Voice of the People Party, Bharat Adivasi Party, Rashtriya Lok Dal, Kuki People's Alliance, Jansatta Dal (Loktantrik), Nirbal Indian Shoshit Hamara Aam Dal, Suheldev Bharatiya Samaj Party, Congress (Secular), Indian National League, Janadhipathiya Kerala Congress, Kerala Congress, Kerala Congress (b), Kerala Congress (Jacob), Loktantrik Janta Dal, National Secular

Conference, Revolutionary Marxist Party Of India, Viduthalai Chiruthaigal Katchi, Marumalarchi Dravida Munnetra Kazhagam, Rashtriya Secular Majlis Party, Vikassheel Insaan Party, Hindustani Awam Morcha (Secular), Aazad Samaj Party (Kanshi Ram), Jammu and Kashmir People's Conference, Jharkhand Loktantrik Krantikari Morcha, Peasants and Workers Party of India, Rashtriya Yuva Swabhiman Party, Rashtriya Samaj Paksha, Rajarshi Shahu Vikas Aghadi, Jan Surajya Shakti and Republican Party Of India (Athawale).

Out of these 32 parties, audited and donation statements of only 13 parties are available for FY 2022-23 on their respective CEO websites. For 16 parties, both audited and donation statements are not available for FY 2022-23. One party's audited report is not available in the public domain, and two parties were registered in 2023 and 2024.

11. Among the unrecognised parties that contested in their respective state assembly elections, candidates of **eight unrecognised parties won seats in the elections** such as Apna Dal (Soneylal) (ADAL), Communist Party of India (Marxist–Leninist) Liberation, Zoram People's Movement (ZPM), Tipra Motha Party (TMP), United People's Party, Liberal (UPPL), Janasena Party (JnP), Gondwana Gantantra Party (GGP) and Revolutionary Goans Party (RGP). As a result, these parties were granted the status of regional parties by the Election Commission of India (ECI). Therefore, the financial details of these parties have not been included in this report. It is important to note that the Election Commission grants recognition as a regional party based on a party's performance in terms of vote share percentage and the number of seats won in a state's legislative assembly or Lok Sabha elections. This recognition is determined according to the prescribed criteria laid down by the ECI.

Recommendations of ADR

1. In 1999, the ECI had issued notices to more than 200 political parties which were registered till 1995 but failed to contest in any elections. Notices to those parties which were returned undelivered or parties which failed to respond to these notices were deleted only from the list of registered parties, which added up to 150. Similarly, 255 parties were de-listed in 2016 from the list of registered unrecognised parties as they were no longer in existence or functioning. In 2022, the ECI delisted 537 RUPPs for non-compliance, such as failing to submit audited accounts, contribution reports for donations above ₹20,000, or election expenditure statements. This exercise should continue so as to weed out all political parties which do not contest in any election for more than 5 years and also as a means to strengthen the registration process.
2. The website of the state CEOs should be regularly updated to provide details of status of submission of audit reports and contribution reports by unrecognised parties. As mentioned in the transparency guidelines, the list of reports/statements filed by these parties shall be compiled and uploaded on the CEO's website within 24 hours of the due date. This list shall be periodically updated by the CEO office, within 3 days of receipt of statement/report from any political party. None of the State CEO websites other than Chhattisgarh, Delhi, Madhya Pradesh, Bihar, Tamil Nadu, Telangana, Jharkhand, Karnataka, Assam, Kerala and Gujarat provide details of status of submission of audit reports. Other state CEO websites must follow the example of these states and display the list of parties and status of submission of their audit reports as mandated by the guidelines.
3. Regulation of registration of political parties is crucial to avoid money laundering, corrupt electoral practices and abuse of money power. Thus, the ECI should impose strict norms for the registration

- of an association of persons as a political party apart from taking the stringent step of de-listing those parties which fail to adhere to the rules.
4. IT scrutiny of unrecognised parties should be taken up, especially of those which do not contest in elections but declare voluntary contributions.
 5. Strengthen oversight, especially for unrecognized parties with high donations from large donors.

Disclaimer

Source for the data used in the report are the audit and contribution reports submitted by the Registered Unrecognised political parties to the respective state CEOs and the Election Commission of India. ADR does not add or subtract any information, unless the EC changes the data. In particular, no unverified information from any other source is used. The data can be accessed from myneta.info/party and the websites of the respective state CEOs. While all effort has been made to ensure that the information is in keeping with what is mentioned in the statements submitted by the political parties, in case of discrepancy between information in this report and that given in their statements, the information reported by the political parties should be treated as correct. Association for Democratic Reforms (ADR), National Election Watch (NEW) and their volunteers are not responsible or liable for any direct, indirect special, or consequential damages, claims, demands, losses of any kind whatsoever, made, claimed, incurred or suffered by any party arising under or relating to the usage of data provided by ADR through this report.

It is to be noted that ADR undertakes great care and adopts utmost due diligence in analysing and dissemination of the audit and contribution reports of the political parties submitted with the Election Commission of India and respective state CEOs. Such information is only aimed at highlighting the increased misuse of money in our electoral and political process so as to facilitate a system of transparency, accountability and good governance and to enable voters to form an informed choice. Therefore, it is expected that anyone using this report shall undertake due care and utmost precaution while using the data provided by ADR. ADR is not responsible for any mishandling, discrepancy, inability to understand, misinterpretation or manipulation, distortion of the data in such a way so as to benefit or target a particular political party or politician or candidate.

Contact Details

<p>Media and Journalist Helpline +91 80103 94248 Email: adr@adrindia.org https://adrindia.org/about-adr/state-coordinators</p>	<p>Maj. Gen Anil Verma (Retd.) Head, NEW & ADR anilverma@adrindia.org</p>	<p>Prof Jagdeep Chhokar IIM Ahmedabad (Retd.) Founder, NEW & ADR jchhokar@gmail.com</p>	<p>Prof Trilochan Sastry IIM Bangalore (Retd.) Founder, NEW & ADR tsastry@gmail.com</p>
---	--	--	---