

Goa

Lok Sabha 2009 Elections

CONTENTS

Executive summary for candidates & MPs	379
Voting and winning trend.....	380
Analysis based on pending criminal cases.....	381
Pending criminal cases- analysis for candidates and MPs	381
Details for candidates based on pending criminal cases.....	381
Analysis based on assets.....	382
Analysis based on assets – for candidates	382
Average assets for Candidates.....	383
Crorepati candidates	384
Analysis based on assets- for MPs.....	384
Chances of winning based on assets.....	385
Crorepati MPs- Party wise break up:.....	385
Average assets per MP for major parties	386
Asset details of MPs from Goa	387
Female representation in Lok Sabha 2009 elections:	387

Goa Election Watch

Lok Sabha elections 2009

Lok Sabha 2009 elections were held in Goa on April 23, 2009. This chapter includes the analysis of voting trend, criminalization, money power, gender etc in these elections. Information provided by ECI and details from the affidavits filed by contested candidates have been used for above analysis.

Growth of political parties

In Lok Sabha 2004, 7 parties contested elections which rose to 8 in Lok Sabha 2009 elections. This reflects a rise of 14% in the number of parties from Lok Sabha 2004 elections to Lok Sabha 2009 elections.

Growth in number of candidates

A total of 18 candidates contested Lok Sabha 2009 elections from Goa as compared to 16 candidates in Lok Sabha 2004. This shows a growth of 12.5% in number of candidates contested in Lok Sabha 2009.

Executive summary for candidates and MPs

Summary for candidates

- Affidavits of all 18 candidates contested Lok Sabha 2009 elections were analyzed by Goa Election Watch (GEW).
- Out of these 18 candidates, only 1 candidate who belongs to NCP declared serious pending criminal cases against him.
- A total of 6 candidates out of 18 i.e. 33% candidates were crorepatis.
- A total of 5 candidates declared liabilities of 5 lakhs and above.
- Among major parties, the average asset per candidate for NCP was Rs. 36.73 crores, for BJP it was Rs 0.66 crores & for INC Rs 2.94 crores.
- A total of 22% of candidates (4 of 18) had not furnished PAN card details.
- Number of women candidates was just 2 (11%) as compared to 16 of men (89%).
- More than 61% candidates (11 of 18) were graduates & above.
- None of the parties managed to get votes anywhere near 50%. The highest votes polled were approx 45% for BJP and it was about 25% of the total registered voters. INC & NCP each managed to get 23% of the votes.

Summary for MPs

- None of the MPs from Goa in Lok Sabha 2009 have pending criminal case against him.
- In Lok Sabha 2004 there was no crorepati MP whereas in Lok Sabha 2009, 1 MP is crorepati.
- Among MP parties, the average asset per MP for INC is Rs. 2.94 crores & for BJP it is Rs 98.97 Lacs.
- Average asset for a MP in Goa is Rs 1.97 crores.

Voting and winning trend

The % of votes polled by major parties

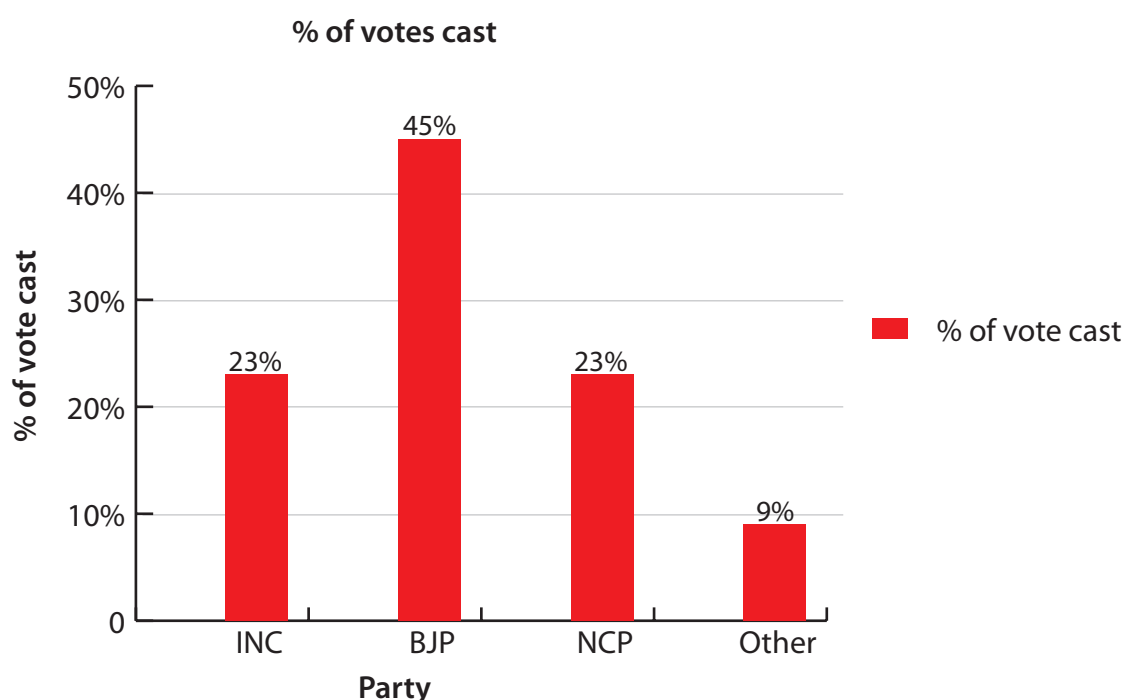
The % of votes polled for the major parties clearly show that none of them got anywhere close to the 50% mark. Total voting in Goa was 55%. INC managed approx 23 % of the votes cast and only 12% of the registered voters. BJP managed 45% votes cast and 25% registered voters. The total electorate in Goa was 10,20,794 and the total votes cast were 5,64,255.

Table: Per cent of votes cast

Party	Total votes cast for the party	% of votes cast	% of total registered voters
Indian National Congress (INC)	1,27,494	23%	12%
Bharatiya Janata Party (BJP)	2,52,694	45%	25%
Nationalist Congress Party (NCP)	1,31,363	23%	13%
Others	52,704	9%	5%

Further break-up is given in the table-

Figure: Per cent of votes cast - Party wise



Candidates vs MPs

There are 2 parliamentary constituencies in Goa for which elections were held and INC & BJP has one MP each. The breakup of MPs as compared to total candidates from the party are-

Table: Candidates & MP

Party	Total Candidates	MP
INC	1	1
BJP	2	1

Analysis based on pending criminal cases

Pending criminal cases- analysis for candidates & MPs

Out of 18 candidates who contested in Lok Sabha 2009, only 1 candidate declared serious pending criminal cases against him. This candidate lost and currently there are no MPs from Goa with pending criminal cases against them.

Details for candidates based on pending criminal cases

There was only one candidate from Goa in Lok Sabha 2009 who had serious pending criminal cases against him. His details are given below:

S No	Name	State	Constituency	Party	Age	Seri-ous IPC Counts	Total No cases	Summary of serious IPC sections	Won/ Lost
1	JITENDRA RAGHURAJ DESHPRABHU	Goa	North Goa	NCP	53	5	3	5 charges related to cheating and forgery	Lost

Analysis based on assets

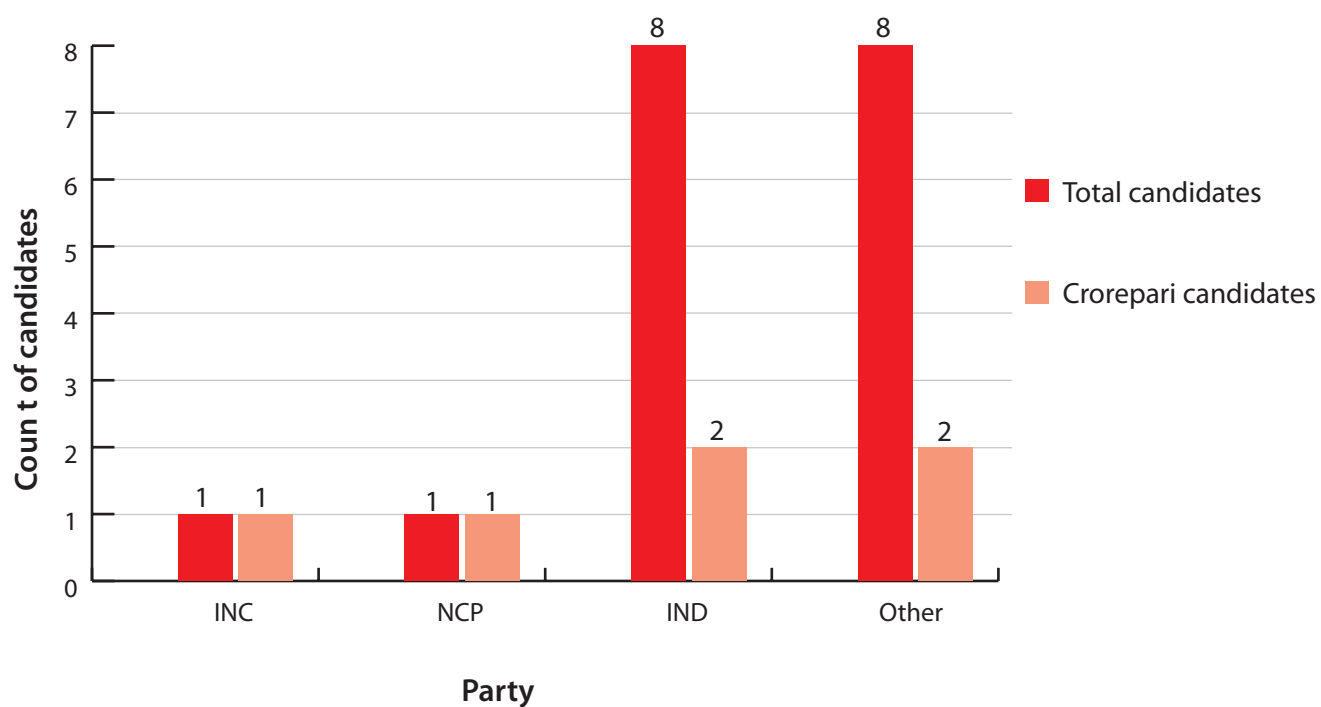
Analysis based on assets – for candidates

Out of 18 candidates contested in Lok Sabha 2009 from Goa, 6 (33%) were crorepati.

Table: Crorepati candidates- party wise break up

Party	Total candidates analysed	Crorepati candidates	Percentage of crorepati cadidates
INC	1	1	100%
NCP	1	1	100%
IND	8	2	25%
Other parties	8	2	25%
Total	18	6	33%

Figure: Crorepati candidates from major parties



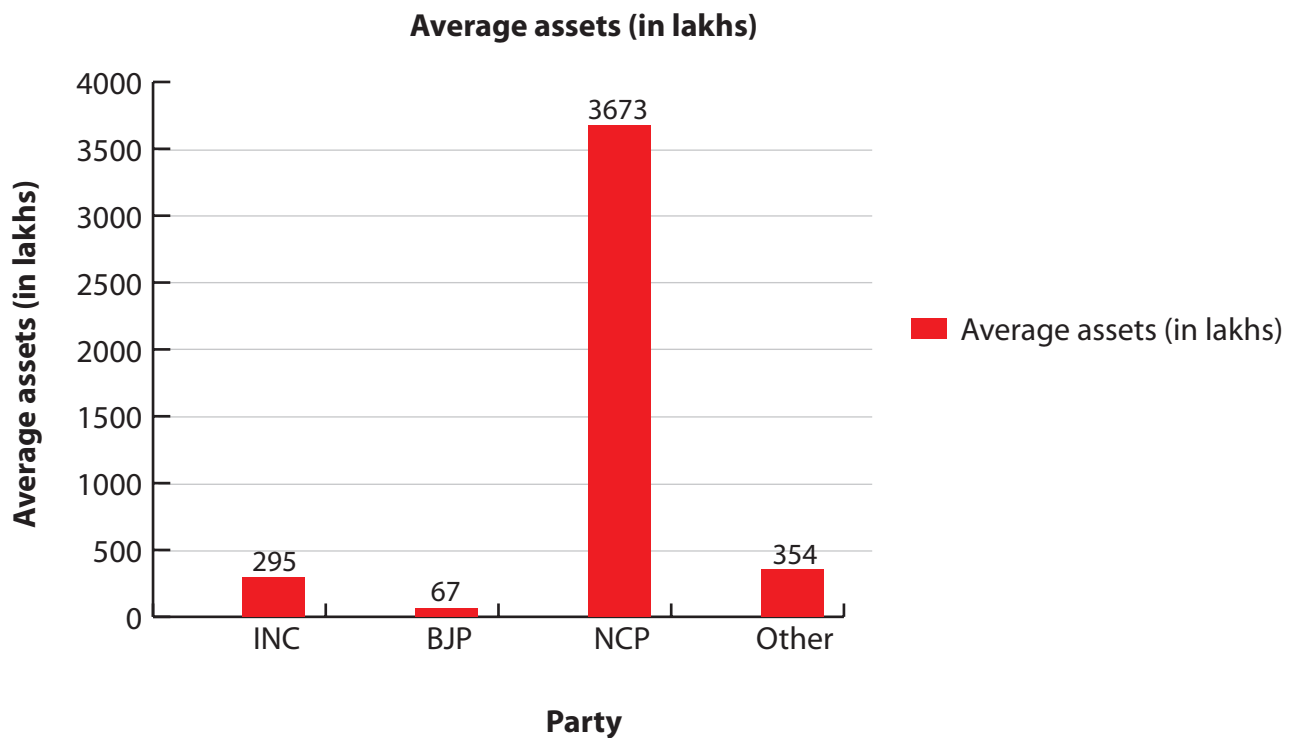
Average assets for Candidates

For candidates of INC average assets were approx Rs 2.94 crores. These were approx 66 Lakhs for BJP candidates. Detailed list is given below.

Table: Average assets for candidates Party wise

Party	Average Assets	Candidate Count
INC	Rs 2,94,73,470 ~ 2 Cror+	1
BJP	Rs 66,90,543 ~ 66 Lacs+	2
NCP	Rs 36,73,13,407 ~ 36 Cror+	1
Other parties	Rs 3,54,21,047 ~ 3 Cror+	14

Figure: Average assets (in lakhs) for candidates of major parties



Crorepati candidates

Given below is the list of crorepati candidates from Goa who contested in Lok Sabha 2009 elections

Table: Crorepati Candidates in Goa

S No	Name	State	Con-stitu-ency	Party	Movable Assets (Rs)	Immovable Assets (Rs)	Total Assets (Rs)	PAN Given	Won/ Lost
1	DIAS JAWAHAR	GOA	South Goa	IND	8,65,240	41,83,75,000	41,92,40,240 41 Cror+	Y	Lost
2	JITENDRA RA-GHURAJ DESH-PRABHU	GOA	North Goa	NCP	11,13,13,407	25,60,00,000	36,73,13,407 36 Cror+	Y	Lost
3	MATANHY SAL-DANHA	GOA	South Goa	UGDP	12,00,000	3,51,70,000	3,63,70,000 3 Cror+	Y	Lost
4	COSME FRANCISCO CAITANO SARDIN-HA	GOA	South Goa	INC	89,91,400	2,04,82,070	2,94,73,470 2 Cror+	Y	Won
5	SALUNKE SMITA PRAVEEN	GOA	South Goa	IND	37,74,006	74,50,749	1,12,24,755 1 Cror+	Y	Lost
6	RAUT PANDURANG DATTARAM	GOA	North Goa	MAG	26,14,388	85,78,367	1,11,92,755 1 Cror+	Y	Lost

Analysis based on assets- for MPs

Out of 2MPs in Lok Sabha 2009 from Goa, 1 MP is crorepati. In Lok Sabha 2004 none of the MPs were crorepati. The average asset of a MP in Lok Sabha 2004 was Rs 66 Lakhs which rose to Rs 1.97 cr in Lok Sabha 2009. Between 2004 & 2009 there has been an average asset increase of 1.31 cr for MPs in Goa.

Table: Comparison Lok Sabha 2004 and Lok Sabha 2009 based on assets

	In Lok Sabha 2004	In Lok Sabha 2009	Increase
Number of crorepatitis	0	1	1
Average Asset of a MP (Rs in lakhs)	Rs 66 Lakhs	Rs 197 Lakhs	Rs 131 Lakhs

Chances of winning based on assets

As can be seen from the table, the higher the assets the more are the chances of winning of a candidate. Both the winning candidates from Goa fall in the high (50 lakhs to 5 cr) category of value of assets.

Table: Chances of winning based on assets

Value of assets	No of candidates	No of MPs	% of MPs
High (50 lakhs to 5 cr)	6	2	33%
Medium (50 lakhs to 10 lakhs)	3	0	0%
Low (less than 10 lakhs)	7	0	0%

Crorepati MPs- Party wise break up

There is one crorepati MP in Goa in Lok Sabha 2009.

Table: Crorepati MPs- party wise break up of

Party	Total candidates analysed	Total crorepati candidates	Total MPs	Total crorepati MPs
INC	1	1	1	1

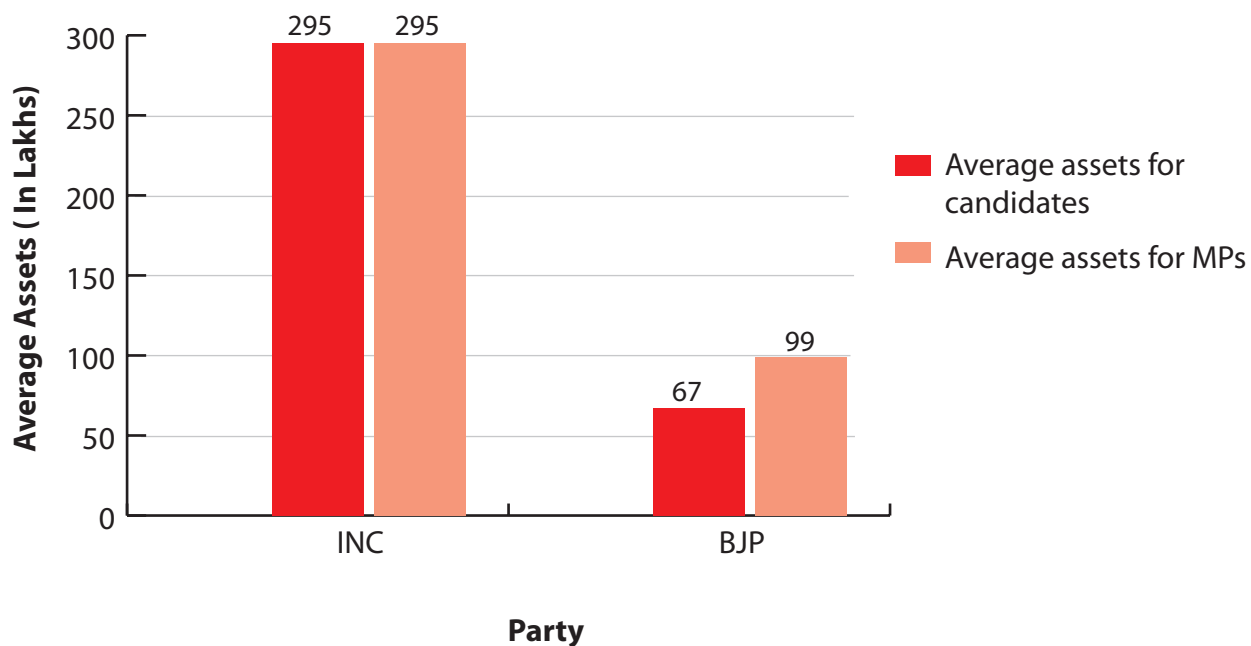
Average assets per MP for major parties

Average asset of a MP from INC is Rs 2.94 crores, for BJP it is Rs 98.97 Lakhs.

Table: Average assets for MPs

Party	No of candidates	Average assets for candidates	No of MPs	Average assets for MPs
INC	1	Rs 2,94,73,470 ~ 2 Cror+	1	Rs 2,94,73,470 ~ 2 Cror+
BJP	2	Rs 66,90,543 ~ 66 Lacs+	1	Rs 98,97,462 ~ 98 Lacs+

Figure: Comparison average assets for candidates & MPs in Lok Sabha 2009



Asset details of MPs from Goa

The table given below gives details of assets of both the MPs from Goa.

Table: Asset details of MPs in Goa

S. No.	Name	Constituency	Party	Total Assets (Rs)	Movable Assets (Rs)	Immovable Assets (Rs)	Liabilities (Rs.)	PAN Given
1	COSME FRANCISCO CAITANO SARDINHA	South Goa	INC	2,94,73,470 2 Cror+	89,91,400 89 Lacs+	2,04,82,070 2 Cror+	4,43,500 4 Lacs+	Y
2	SHRIPAD YESSO NAIK	North Goa	BJP	98,97,462 98 Lacs+	44,47,462 44 Lacs+	54,50,000 54 Lacs+	9,12,582 9 Lacs+	Y

Female representation in Lok Sabha 2009 elections

Only 2 women candidates out of 18 total candidates contested in Lok Sabha 2009 election from Goa & none of them made it to parliament.

