



National Election Watch



Lok Sabha Election Watch 2014



LOK SABHA ELECTION WATCH 2014

A report by

ASSOCIATION FOR DEMOCRATIC REFORMS

T-95 A, CL House, First Floor,
Near Gulmohar Commercial Complex, Gautam Nagar,
Landmark : Green Park Metro Station,
(GN exit), New Delhi-110 049
Tel. : 011-4165 4200 Fax : 011-4609 4248
Email:adr@adrindia.org

एच.एस. ब्रह्मा

भारत के मुख्य निर्वाचन आयुक्त

H.S. BRAHMA

Chief Election Commissioner of India



भारत निर्वाचन आयोग
Election Commission of India



Foreword

I am delighted that the Association for Democratic Reforms (ADR) and National Election Watch (NEW) are jointly coming out with the next impressive publication titled "Lok Sabha Election Watch-2014". Today ADR is known globally. They have been working continuously for more than a decade in areas of electoral and political reforms to empower the Indian voters. ADR serves a very wide clientele starting with political parties, candidates, administrators and research scholars and election management bodies (EMBs). In any general elections, the information uploaded on their website provides very reliable and dependable information to all stake holders, especially about the quality of candidates and political parties.

In our country, freedom of Association is the central right which universally governs the functioning of any political party. Political parties are critical means by which any ordinary citizen or voter can participate in their governance and representative democracy is realized. Political parties select/ nominate their candidates and govern once they win the elections. While the role and importance of parties has been established, specific legal regulations, of political parties is a relatively recent development. In this specific area, the role of Association for Democratic Reforms (ADR) and National Election Watch (NEW) is quite well known and laudable due to their very effective and proactive role before public and judiciary.

I wish Association for Democratic Reforms and National Election Watch and their team a grand success in their endeavour to improve the quality of transparency and honesty in public life.

(H.S. Brahma)

निर्वाचन सदन, अशोक रोड़, नई दिल्ली-100 001

Nirvachan Sadan, Ashoka Road, New Delhi 1100 दूरभाष / Tel: 011-23052137, 011-23052138, फैक्स / Fax: 011-23052139

ई-मेल / E-mail: hs.brahma@eci.gov.in, वेबसाइट / Website: www.eci.nic.in

ACKNOWLEDGEMENT

Association for Democratic Reforms (ADR) and National Election Watch (NEW) expresses its sincere gratitude to all the volunteers, individuals, groups and organizations who have helped directly or indirectly in the compilation of this report. This volume would not have been possible without their contribution and assistance. We would also like to thank the Election Watch chapter in all the states as without their support in the procurement of affidavits from the CEOs this report would not have attained its present form.

We would also like to thank the Election Commission of India (ECI) and the respective Chief Electoral Officers (CEO) of the states for their continuous support and guidance. The ECI has always been instrumental in improving the system of disclosures for candidates contesting elections and ensuring free and fair elections.

We would like to thank our friends in the media for helping us in disseminating our reports and analytics to the voters and aiding our goal in making an informed choice during elections.

This volume is dedicated to everyone responsible in making a contribution towards its completion irrespective of its magnitude. Last, but not the least, we convey our thanks to all those persons and organizations whose untiring help, support as well as guidance enabled us to achieve our goal.

TABLE OF CONTENTS

FOREWORD	iii
ACKNOWLEDGEMENTS	iv
SELECTED MEDIA COVERAGE OF NEW/ADR REPORTS	ix
CHAPTER 1: INTRODUCTION	1
CHAPTER 2: VOTE SHARE AND REPRESENTATIVENESS OF WINNERS	31
CHAPTER 3: CRIMINAL BACKGROUND	46
CHAPTER 4: FINANCIAL BACKGROUND	106
CHAPTER 5: ANALYSIS OF RE-CONTESTING AND RE-ELECTED MPs	173
CHAPTER 6: UNION COUNCIL OF MINISTERS	279
CHAPTER 7: ANALYSIS OF OTHER BACKGROUND DETAILS	300
CHAPTER 8: ANALYSIS OF ELECTION EXPENDITURE STATEMENTS OF MPs	322
CHAPTER 9: FUNDS COLLECTED AND EXPENDITURE INCURRED BY NATIONAL POLITICAL PARTIES	392
CHAPTER 10: MERA VOTE MERA DESH CAMPAIGN	413
CHAPTER 11: ABOUT US	419
CHAPTER 12: OUR ACHIEVEMENTS	420
CHAPTER 13: EMINENT PERSONALITIES	422
CHAPTER 14: TEAM	423
CONTACT DETAILS	428
DISCLAIMER	428

**Selected Media
Coverage of
NEW/ADR Reports**

SELECTED MEDIA COVERAGE OF NEW/ADR REPORTS

THE TIMES OF INDIA, NEW DELHI
FRIDAY, MAY 23, 2014

The Verdict *and* After

Re-elected MPs' assets rose by 137%

71 Netas Have Criminal Charges; 13 Have Shown Increase In Such Cases

TIMES NEWS NETWORK

New Delhi: Re-elected members have returned to the Lok Sabha with their wealth having doubled over the past five years.

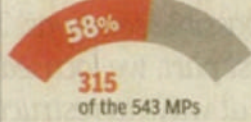
The average assets of these re-elected MPs has increased from Rs 5.38 crore in 2009 to Rs 12.78 crore in 2014, registering a growth of Rs 7.40 crore in five years.

A total of 171 MPs have been re-elected in this general election but the self-sworn affidavits of only 165 could be analysed due to incomplete information. Association for Democratic Reforms (ADR) data indicates that 165 of the re-elected MPs disclosed an average increase of 137% in their assets.

Shatrughan Sinha of BJP saw the highest rise in his fortunes with his wealth growing by 773%, from a

MAX NO. OF FIRST-TIMERS

The sixteenth LS has the highest number of first-time MPs in the last three decades



This includes former Rajya Sabha members who have been elected to the LS for the first time

Average assets of the 165 re-elected MPs have more than doubled in five years



Sources: PRS, ADR

mere Rs 15 crore in 2009 to Rs 131 crore. He is followed by Pinaki Mishra of Biju Janata Dal whose wealth increased by 372%, from Rs 29 crore to Rs 137 crore, and Supriya Sule of Nationalist Congress Party whose assets increased by 156%, from Rs 51 crore to Rs 131 crore.

ADR also analysed the rise

in criminal cases as declared by the re-elected MPs. Of the 165 re-elected MPs, 71 declared criminal charges against them and 13 showed an increase in such charges in their affidavits. Twenty-one MPs who had no criminal charge against them in 2009 have disclosed such charges in 2014.

Ramashankar Katheria

Shatrughan Sinha of BJP saw the highest rise in his fortunes with his wealth growing by 773%, from a mere Rs 15 crore in 2009 to Rs 131 crore. He is followed by Pinaki Mishra of BJD, whose wealth increased by 372%

12 criminal charges against them in the last five years.

The 16th Lok Sabha has the highest number of first-time parliamentarians in the last three decades. As many as 315 of the 543 MPs, or 58% of the strength, have been elected for the first time, according to PRS Legislative Research.

This number includes those who might have been members of Rajya Sabha before, but have been elected to Lok Sabha for the first time.

Ram Vilas Paswan from Bihar, Kamal Nath from Madhya Pradesh and P A Sangma from Meghalaya have been elected for the ninth time while Kariya Munda and Shibu Soren from Jharkhand, Sumitra Mahajan from MP and Arjun Charan from Odisha have been elected for the eighth time, PRS said.

Ram Vilas Paswan from Bihar, Kamal Nath from Madhya Pradesh and P A Sangma from Meghalaya have been elected for the ninth time while Kariya Munda and Shibu Soren from Jharkhand, Sumitra Mahajan from MP and Arjun Charan from Odisha have been elected for the eighth time, PRS said.

TIMES NATION

THE TIMES OF INDIA, NEW DELHI | MONDAY, JUNE 23, 2014

53 newly elected LS MPs face criminal cases, 24 from BJP: ADR

Rohit Chakrabarty | Two

New Delhi: A total of 53 newly elected Lok Sabha MPs face criminal cases in which charges have been framed under various sections of the Representation of the People Act and could face disqualification if convicted.

An analysis of affidavits of 541 MPs of the 16th Lok Sabha by the Association for Democratic Reforms (ADR) says BJP has the highest number — 24 — of such members, including Union minister Uma Bharti and senior leaders L K Advani and M M Joshi, who face charges like rioting and promoting enmity between groups on grounds of religion in Babri Masjid demolition-related cases.

BJP's ally Shiv Sena has five MPs on the list followed by Trinamool Congress with four

PAST IMPERFECT

Out of 541 MPs, 53 Lok Sabha MPs face disqualification if convicted in criminal cases declared in their affidavits, says ADR

Top three parties with such MPs	BJP: 24 Shiv Sena: 5 TMC: 4	Of 53 such MPs, 23 are first-time MPs	BJP: 6 Shiv Sena: 4 AIADMK: 3
---------------------------------	-----------------------------------	---------------------------------------	-------------------------------------

MPs with highest no. of such declared criminal cases



MPs. Congress has one MP in the list. Of the 54, 23 are first-time MPs, six of whom are from BJP, four from Shiv Sena and three from AIADMK, said an ADR spokesperson.

BJP's Pappu Yadav has the highest number (13) of criminal cases, followed by NCP's Prasadilasha, Bharnasa, CPM's P Karimkaran and BJP's Tathagata Sat-

pathy with six cases each.

According to a 2013 Supreme Court judgment, these 53 MPs will face disqualification if convicted, following which the seats will fall vacant. In another verdict in March 2014, the apex court had directed all trial courts to expedite and conclude cases against MPs and MLAs within one year.

According to the ADR report, "Average pendency of criminal cases declared by MPs under RTI and 803 of the RP Act is 10 years."

Speaking to TOI, ADR's founding member and former IIM Ahmedabad professor Jagdeep Chhokar said, "We request PM Narendra Modi to write to the Chief Justice of India to ensure that all pending criminal cases against MPs are decided within a year of the announcement of the election results."

Referring to Modi's speech in Parliament, Prof Chhokar said, "The PM had emphasized the urgent need to cleanse Parliament of members with tainted records through the judicial mechanism within one year. We expect the PM to deliver on his promise of a tainted free Parliament by 2015."

Times of India : 05-June 2014 LS winners got average of 47% votes: ADR

TIMES NEWS NETWORK

New Delhi: This is one race that PM Narendra Modi lost. BJP's Darshabhai Jadhav from Surat constituency pipped Modi to the post by winning her seat with a vote share of 76%. Jadhav was followed by Modi who won the Vadodra constituency with 75% of the votes polled while Chandrakant Fatil from Navsari constituency won with 71% of votes polled.

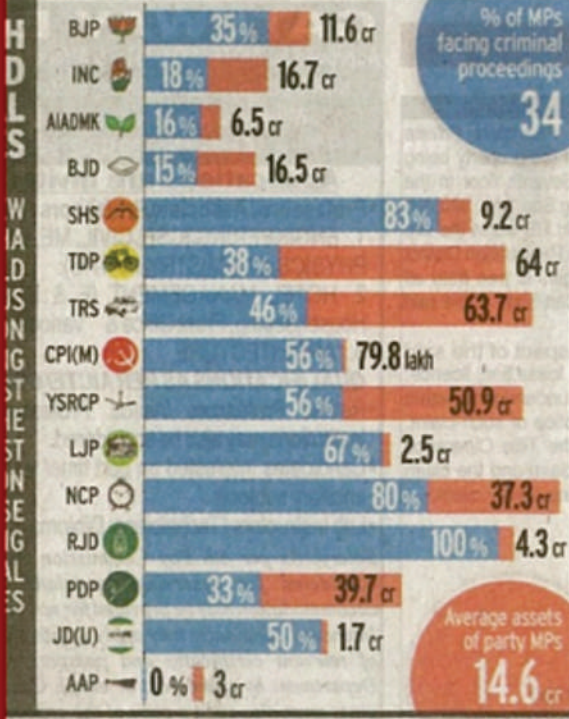
According to data analysed by Association for Democratic Reforms (ADR), the winners of the Lok Sabha elections garnered an average of 47% of votes polled compared to 34% in the 2009 polls.

Out of 282 winners of BJP, 142 (50%) won with less than 50% of votes polled in their constituency while 37 (84%) out of 34 winners from Con-

Out of 282 winners of BJP, 142 (50%) won with less than 50% of votes polled in their constituency

gress, 30 (81%) out of 37 winners from AIADMK, 29 (82%) out of 34 winners from Trinamool Congress, 13 (65%) out of 20 winners from BJD and 6 (63%) out of 18 winners from Shiv Sena won with less than 50% of votes polled in their constituency.

The MPs who won with less than 30% of the vote share included Lakhmi MP from BJP, Thapster Chhewang who won with 26%, Congress's Ravneet Singh Bhatia from Ludhiana who won with 27% and Azmeera Malik, Mahabubabad from TRS with 29% of the vote and CPM's Mohammed Salim with 29% of the vote.



ation for Democratic Reforms

TIMES CI

THE TIMES OF INDIA, NEW DELHI | MONDAY, MAY 19, 2014

YOUNG DELHI MPs TOP CRIME CHART

The average age of MPs is lowest in the Capital, but 5 out of the 7 have criminal cases against them. Rajasthan, Haryana and Punjab among other big states have almost a clean slate

State/UT	Avg Age	MPs with Criminal Cases	% of Total MPs from the state
Delhi	47.3	5	71.4
Bihar	52.8	27	67.5
Maharashtra	52.4	30	63.8
Andhra Pradesh	54.9	20	47.6
Kerala	58.0	9	45.0
UTs & Goa	51.5	3	37.5
Uttar Pradesh	51.5	28	35.0
Gujarat	54.8	9	34.6
Karnataka	56.4	9	32.1
Jharkhand	55.5	4	30.8
Assam	53.2	4	28.6
Himachal Pradesh	59.0	1	25.0
Madhya Pradesh	55.0	7	24.1
Uttarakhand	62.0	1	20.0
West Bengal	54.0	8	19.0
Odisha	51.0	4	19.0
Tamil Nadu	50.9	7	17.9
Jammu & Kashmir	59.0	1	16.7
Haryana	51.8	1	10.0
Chhattisgarh	52.9	1	9.1
NE states	59.3	1	9.1
Punjab	59.9	1	7.7
Rajasthan	53.0	1	4.0

Source: ADR. Doesn't include MPs from Jamshedpur (Jharkhand) and Satara (Maha) because of bad scan of affidavits

02

विकास टाइम्स | नई दिल्ली |
सोमवार, 19 मई 2014

चुनाव के बाद पहले के मुकाबले बढ़ी आरोपों वाले सांसदों की संख्या

हर तीसरे MP पर क्रिमिनल केस

■ विशेष संवाददाता, नई दिल्ली

चुनाव के दौरान भले ही क्रिमिनल बैकग्राउंड के लोगों को सांसद से दूर रखने की बात जोर-जोर से उठी हो, लेकिन नई लोकसभा में हर तीसरा सांसद ऐसा होगा, जो अपराधिक मामलों में आरोपी है। चुनाव जोरदार आए 541 सांसदों में से 186 के खिलाफ कोई न कोई अपराधिक केस दर्ज है। पिछले बार ऐसे लोगों की संख्या 158 थी।

एलॉयमेंट्स और डेमोक्रेटिक रिफॉर्म में सांसदों के चुनाव हस्तक्षेपों की समीक्षा करके यह आंकड़ा निकाला है। रिपोर्ट के अनुसार, ऐसे सांसदों में 98 बीजेपी के, 8 कांग्रेस के, 35 एनएचएम के, 18 शिवसेना के और 7 तृणमूल कांग्रेस के हैं। 8 सांसदों पर मर्डर के आरोप हैं, जिनमें चार बीजेपी के हैं। लोकसभा में करोड़पति सांसदों की संख्या भी बढ़ी है। अगले सांसदों में बीजेपी के 237 और कांग्रेस के 29 सांसद हैं। अगले सांसदों में नंबर 1 जयदेव गायक है, जिनकी पत्नीला संसदीय 683 करोड़ रुपये है। यह आंध्र प्रदेश के गुंटूर से टीडीपी के रूपसे है। सबसे गरीब सांसदों में बीजेपी से बीजेपी सांसद सुभाषचंद्र साम्बरी है, जिनके पास सिर्फ 34 हजार की संतुष्टि है।

34% सांसदों के खिलाफ क्रिमिनल केस दर्ज

30% थी पिछली लोकसभा में इनकी संख्या

442 करोड़पति हैं नए सांसदों में से

300 करोड़पति थे पिछली लोकसभा में

दोबारा बने सांसद संपत्ति में भारी इजाफा



अपनी संपत्ति को बढ़ाने के लिए हम विदेश के उचित माध्यमों पर दिन रात माया बघाते रहते हैं। इसके लिए विदेश और निवेश सलाहकारों पर भी अपनी जेब खोली करते हैं जब तककि अधिकतम 10 फीसद मुनाफा मिलने की सुरत दिखती है। अवश्यक नहीं है कि यह मुनाफा पिले ही, मुलाजम भी बढ़ाने का जोखिम बरकरार रहता है। हमारे राजनेता वता नहीं अपनी संपत्ति फिन्स बढ़ में निवेश करते हैं जो अपने अनाइस की चंदा की तरह इजाफा कर देते हैं। नैतानस इन्वेस्टमन बाय और एक्सपिरिएन्स फर डेमोक्रेटिक रिफार्म्स जार एक रिपोर्ट के अनुसार 2014 के लोकसभा चुनाव में कुल 168 सांसद दोबारा चुने गए। इनमें से 165 के हलफनामों के विशलेषण पर यह सन्धान अया है कि 2009-14 के पांच साल के दौरान इन सांसदों की संपत्ति में औसत उअरन 137 फीसद रहा। दोबारा चुने गए सांसदों की वित्तीय और अपरलफिक स्थिति पर पैश है एक नजर:

दोबारा चुने गए सांसदों की संपत्ति का दलवार विश्लेषण

पार्टी	2014	2009
सिउड	58.88	31.75
बाईरुअरसोपी	29.06	18.53
बीजद	24.15	7.09
तेरेषा	17.03	4.44
नपा	15.5	3.94
भाजपा	12.6	5.11
कांग्रेस	11.57	5.66
सिधनेस	8.64	3.49
अनसामुक	5.98	3.37
तुलभूल कांग्रेस	2.78	0.87
अडरुलएल	1.25	0.22
सीपीआई (एम)	0.78	0.7

(करोड़ रुपये)

संपत्ति वृद्धि वाले शीर्ष दस सांसद

क्रम संख्या	नाम	दल	चुनाव क्षेत्र	संपत्ति (करोड़+)		संपत्ति में वृद्धि (%)
				2014	2009	
1	शकुन सिन्हा	भाजपा	पटना साहिब	131	15	778
2	पिन्डरी पिशा	बीजद	पुरी	137	29	362
3	सुखिया सुले	राजसेव	बाराकली	113	51	121
4	चंडकंठ सुनुच पटिल	भाजपा	नरसरी	74	24	208
5	हरिसमरत कोर कदत	सिउड	बडोडा	108	60	79
6	रघुपति संवसित ठर	तेरेषा	नरसमरोपेट	59	14	305
7	पीवी मोहन	भाजपा	बेगनूर सेंटल	47	5	786
8	डीके सुरेश	कांग्रेस	बेगनूर सापीग	85	47	82
9	मोडैनाथ मुंडे	भाजपा	बीड	38	6	511
10	वरुण शशी	भाजपा	मुन्तानूर	35	4	625

5.38 करोड़ रुपये: 165 सांसदों की 2009 में औसत संपत्ति

12.78 करोड़ रुपये: 2014 में औसत संपत्ति

7.40 करोड़ रुपये: 2009-14 के बीच संपत्ति में औसत वृद्धि

137% 2009-14 के दौरान दोबारा चुने गए सांसदों की संपत्ति में हुआ उअरन

RAISINA Tattle

Every third MP faces criminal charge

A SURVEY conducted by the Association for Democratic Reforms (ADR) has found that every third MP elected in the 16th Lok Sabha faces criminal charges.

The ADR found that 34 per cent of the winning candidates had pending criminal charges against them. Previously, the same stood at 24 per cent in 2004 and 30 per cent in 2009. Of the 541 winners analysed, the ADR said, 34 per cent of them (186) have declared criminal cases in their affidavits. The ADR had analysed the affidavits of 541 out of 543 winners.

POLITICAL PULSE

MONDAY, MAY 19, 2014

The Indian EXPRESS
www.indianexpress.com

442 crorepatis, richest worth Rs 683 cr

LOK SABHA | 186 winners have criminal cases against them, 112 face 'serious' charges

RAGHVENDRA RAO
NEW DELHI, MAY 18

THE 16TH Lok Sabha is set to have 442 crorepatis. The Bharatiya Janata Party leads the club with 237, and ally Telugu Desam Party has the richest member, whose assets cross Rs 683 crore.

Data of 541 winners of the Lok Sabha polls showed 186 have criminal cases and 112 have 'serious' criminal cases against them.

The Congress has 35 crorepatis, the AIADMK 29 and the Trinamool Congress 21. There could be some overlap — crorepatis having crim-

inal cases — since data of 541 winners (data about two were unclear) were scanned.

A report of the Association for Democratic Reforms shows the average assets of crorepatis in the soon-to-be-constituted Lok Sabha is Rs 14.61 crore which translates into a total of Rs 6,500 crore.

Out of the 521 winners analysed in the 2009 Lok Sabha elections, there were 300 crorepatis.

Telugu Desam's Jayadev Galla, who won from Guntur, has assets of over Rs 683 crore and is set to be the richest MP followed by Rs 528 crore of Telangana Rashtra Samithi's Konda Vishveswar Reddy,

THE RICH CLUB

BJP: **237**
Congress: **35**
AIADMK: **29**
Trinamool Congress: **21**
Total assets: **Rs 6,500 crore**
Average assets: **Rs 14.61 crore**

RICHEST
Jayadev Galla (TDP): **Rs 683 crore**



lected from Chelvella. BJP's Gokaraju Ganga Raju who won Narsapuram will be the third richest, with assets worth over Rs 288 crore.

BJP's Sumedha Nand Saraswati, who won from

gram in West Bengal, have assets worth Rs 1.99 lakh and 4.99 lakh, respectively.

There are 96 winners who have declared liabilities of Rs 1 crore and above and 16 have liabilities of Rs 10 crore and above, the ADR report states. The highest liability of over Rs 71 crore has been declared by Telugu Desam candidate Srinivas Kesineni, who won from Vijayawada in Andhra Pradesh.

BJP's Poonam Mahajan has liabilities of Rs 41.44 crore followed by Shiramani Akali Dal's Harsinirat Kaur Badal, with Rs 41.26 crore liabilities.

Of the 541 winners analysed, 112 have serious criminal cases including cases related to murder, attempt to murder, disturbing communal harmony, kidnapping, and crimes against women against them. Data of 521 of the total winners in 2009 showed 158 had criminal cases and 77 faced serious charges.

In education, 405 winners of 2014 Lok Sabha elections were graduates or above, 125 class 12 or below. A TDP winner declared himself as an illiterate, and three winners from BJP and one each from Trinamool Congress and RJD declared themselves "literate". The self-sworn affidavits of 541 of the Lok Sabha winners were analysed.

Re-elected MPs' assets rose by 137%

71 Netas Have Criminal Charges; 13 Have Shown Increase In Such Cases

TIMES NEWS NETWORK

New Delhi: Re-elected members have returned to the Lok Sabha with their wealth having doubled over the past five years.

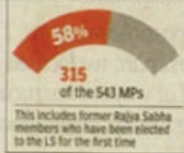
The average assets of these re-elected MPs has increased from Rs 5.38 crore in 2009 to Rs 12.78 crore in 2014, registering a growth of Rs 7.40 crore in five years.

A total of 171 MPs have been re-elected in this general election but the self-sworn affidavits of only 166 could be analysed due to incomplete information. Association for Democratic Reforms (ADR) data indicates that 165 of the re-elected MPs disclosed an average increase of 137% in their assets.

Shatrughan Sinha of BJP saw the highest rise in his fortunes with his wealth growing by 773%, from a

MAX NO. OF FIRST-TIMERS

The sixteenth LS has the highest number of first-time MPs in the last three decades



Average assets of the 165 re-elected MPs have more than doubled in five years



mere Rs 15 crore in 2009 to Rs 131 crore. He is followed by Pinaki Mishra of Biju Janata Dal whose wealth increased by 372%, from Rs 29 crore to Rs 137 crore, and Supriya Sule of Nationalist Congress Party whose assets increased by 156%, from Rs 51 crore to Rs 131 crore. ADR also analysed the rise

in criminal cases as declared by the re-elected MPs. Of the 165 re-elected MPs, 71 declared criminal charges against them and 13 showed an increase in such charges in their affidavits. Twenty-one MPs who had no criminal charges against them in 2009 have disclosed such charges in 2014. Ramashankar Katheria

Shatrughan Sinha of BJP saw the highest rise in his wealth growing by 773%, from a mere Rs 15 crore in 2009 to Rs 131 crore. He is followed by Pinaki Mishra of Biju Janata Dal whose wealth increased by 372%, from Rs 29 crore to Rs 137 crore, and Supriya Sule of Nationalist Congress Party whose assets increased by 156%, from Rs 51 crore to Rs 131 crore. ADR also analysed the rise

12 criminal charges against them in the last five years.

The 16th Lok Sabha has the highest number of first-time parliamentarians in the last three decades. As many as 315 of the 543 MPs, or 58% of the strength, have been elected for the first time, according to PRS Legislative Research.

This number includes those who might have been members of Rajya Sabha before, but have been elected to Lok Sabha for the first time.

Ram Vilas Paswan from Bihar, Kamal Nath from Madhya Pradesh and P. A Sangma from Meghalaya have been elected for the ninth time while Kariya Munda and Shibu Soren from Jharkhand, Sumitra Mahajan from MP and Arjun Charan from Odisha have been elected for the eighth time, PRS said.



Every Third New MP Has a Criminal Case

NEW DELHI: The number of parliamentarians with criminal cases has risen in the 16th Lok Sabha, with every third MP-elect facing criminal charges, an analysis of their election affidavits has shown. An analysis of 541 of the 543 winning candidates by National Election Watch (NEW) and Association for Democratic Reforms (ADR) showed that 186 or 34% of the newly-elected members have disclosed criminal cases against themselves in their affidavits. In 2009, 30% of the Lok Sabha members had criminal cases registered against them.

The number of parliamentarians with criminal cases has risen in the 16th Lok Sabha, with every third MP-elect facing criminal charges, an analysis of their election affidavits has shown. An analysis of 541 of the 543 winning candidates by National Election Watch (NEW) and Association for Democratic Reforms (ADR) showed that 186 or 34% of the newly-elected members have disclosed criminal cases against themselves in their affidavits. In 2009, 30% of the Lok Sabha members had criminal cases registered against them.

नवोदय टाइम्स

सोमवार • 19 मई 2014

34 हजार की संपत्ति वाले सांसद का चुनाव में 40 लाख खर्च

नई लोकसभा में 442 करोड़पति सदस्य

नई दिल्ली, 18 मई (अर्थशोधक अर्जेंट): नई लोकसभा में 442 करोड़पति सांसद होने जल्द ही 543 सांसदों की औसत संपत्ति गिनती का के मुकाम पर 6 करोड़ से बढ़कर 14 करोड़ बढ़ चुका है। एड्रेसर के मुताबिक करोड़पति सांसदों की संख्या 82 बढ़ी है। अर्ध प्रदेश से लेण्डर देवराज पाटी के जयदेव गायक 483 करोड़ की संपत्ति के साथ देश के सबसे धनी सांसद हैं। बीजेपी के 237 कैबिनेट और कोष के 29 कैबिनेट करोड़पति हैं। एड्रेसर ने कहा है कि इस चुनाव में करोड़पति कैबिनेट के जिनकी संख्या 20 बढ़ी है। एड्रेसर ने कहा है कि एक करोड़ से कम संपत्ति वाले



जयप्रकाश सिंघा
संपत्ति 683 करोड़



के. जे. रजु
संपत्ति 528 करोड़



जी. पी. रजु
संपत्ति 288 करोड़

सिंह 2 करोड़ हैं। बीजेपी के जे. पी. 50 करोड़ से अधिक दिखाई हैं। 5 लाख से कम धन वाले सांसदों की संख्या को अर्धकरोड़पति सांसदों का होना है। सबसे धनी सांसद को

संसद की ओर, एड्रेसर ने लोकसभा चुनाव के बारे में कहा है कि 34 हजार खर्च की संपत्ति वाले सांसदों की औसत संपत्ति गिनती का के मुकाम पर 6 करोड़ से बढ़कर 14 करोड़ बढ़ चुका है। एड्रेसर के मुताबिक करोड़पति सांसदों की संख्या 82 बढ़ी है। अर्ध प्रदेश से लेण्डर देवराज पाटी के जयदेव गायक 483 करोड़ की संपत्ति के साथ देश के सबसे धनी सांसद हैं। बीजेपी के 237 कैबिनेट और कोष के 29 कैबिनेट करोड़पति हैं। एड्रेसर ने कहा है कि इस चुनाव में करोड़पति कैबिनेट के जिनकी संख्या 20 बढ़ी है। एड्रेसर ने कहा है कि एक करोड़ से कम संपत्ति वाले

संसद की ओर, एड्रेसर ने लोकसभा चुनाव के बारे में कहा है कि 34 हजार खर्च की संपत्ति वाले सांसदों की औसत संपत्ति गिनती का के मुकाम पर 6 करोड़ से बढ़कर 14 करोड़ बढ़ चुका है। एड्रेसर के मुताबिक करोड़पति सांसदों की संख्या 82 बढ़ी है। अर्ध प्रदेश से लेण्डर देवराज पाटी के जयदेव गायक 483 करोड़ की संपत्ति के साथ देश के सबसे धनी सांसद हैं। बीजेपी के 237 कैबिनेट और कोष के 29 कैबिनेट करोड़पति हैं। एड्रेसर ने कहा है कि इस चुनाव में करोड़पति कैबिनेट के जिनकी संख्या 20 बढ़ी है। एड्रेसर ने कहा है कि एक करोड़ से कम संपत्ति वाले

हिन्दुस्तान

कई दिनों • सोमवार • 19 मई 2014

हर तीसरा सांसद दागी, दो तिहाई से ज्यादा करोड़पति

दिल्ली लोकसभा की चुनाव में इस बार की लोकसभा में ज्यादा दागी सांसदों ने प्रवेश किया है। इनमें से 17 पर हजार के प्रवास के मामला दर्ज है। करोड़पति प्रत्यासिद्धों की संख्या में भी भारी इजाजत हुआ है। लोकसभा के पहले तीन सबसे अमीर सांसदों और प्रदेश के ही हैं।

16वीं लोकसभा का चेहरा	
186 (34%) सांसदों का औसत संपत्ति 14.81 करोड़ रुपये	112 (21%) सांसदों ने संपत्ति 5 करोड़ से कम की
442 (82%) सांसदों की औसत संपत्ति 14.81 करोड़ रुपये	82 सांसदों की संपत्ति 1 करोड़ से कम की
38 सांसद सांसदों का संपत्ति (28%)	06 अल्पसंख्यक सांसदों का संपत्ति (37%)
08 सांसद सांसदों का संपत्ति (44%)	15 सिक्किम सांसदों का संपत्ति (78%)
2009 से ज्यादा दागी	158 (30%) सांसदों का संपत्ति
77 (15%) सांसदों का संपत्ति	521 सांसदों का संपत्ति

संसद में दिखेगा युवाओं का जोर	
202 (37%) सांसदों की उम्र 25 से 30 साल की उम्र के हैं	30 सांसदों का संपत्ति 25 से 40 लाख के बीच के हैं
298 सांसद (55%) सांसदों की उम्र 31 से 39 साल के बीच के हैं	41 सांसदों का संपत्ति 40 लाख से अधिक के हैं
सिखा सांसदों 26	रख सांसदों 26
• मुजफ्फर सांसद	• सांसदों के बीच सिखा सांसदों की संख्या
उत्तरीय सांसदों (26)	पुलित सांसदों 26
• सांसदों की उम्र	• सांसदों की उम्र
दो ओ	• सांसदों की उम्र

तीस चौथाई सांसद छात्रक नई दिल्ली: राष्ट्रीय लोकसभा के चुनावों के बाद सांसदों की औसत संपत्ति गिनती का के मुकाम पर 6 करोड़ से बढ़कर 14 करोड़ बढ़ चुका है। एड्रेसर के मुताबिक करोड़पति सांसदों की संख्या 82 बढ़ी है। अर्ध प्रदेश से लेण्डर देवराज पाटी के जयदेव गायक 483 करोड़ की संपत्ति के साथ देश के सबसे धनी सांसद हैं। बीजेपी के 237 कैबिनेट और कोष के 29 कैबिनेट करोड़पति हैं। एड्रेसर ने कहा है कि इस चुनाव में करोड़पति कैबिनेट के जिनकी संख्या 20 बढ़ी है। एड्रेसर ने कहा है कि एक करोड़ से कम संपत्ति वाले



LOK SABHA CRIME REPORT

541/543 analysed in 2014
521/543 analysed in 2009

Winners who have declared **serious criminal cases** against themselves in their affidavits (party-wise split)



Chances of winning for candidates with **criminal cases**



Winners who have declared **criminal cases** against themselves



Winners who have declared **serious criminal cases** including cases related to murder, attempt to murder, communal disharmony, kidnapping, crimes against women



9 Winners with cases related to **murder**



10 Winners with cases related to **Robbery and Dacoity**



7 Winners with cases related to **Kidnapping**



SOURCE: ADR REPORT GRAPHIC: VIDENDRA S VJ

Times of India : 05-June 2014 LS winners got average of 47% votes: ADR

Out of 282 winners of BJP, 142 (50%) won with less than 50% of votes polled in their constituency

gress, 30 (81%) out of 37 winners from AIADMK, 28 (82%) out of 34 winners from Trinamool Congress, 13 (65%) out of 20 winners from BJD and 6 (33%) out of 18 winners from Shiv Sena won with less than 50% of votes polled in their constituency.

The MPs who won with less than 30% of the vote share included Ladakh MP from BJP Thupstan Chhendang who won with 26%, Congress's Rayneet Singh Bittu from Ludhiana who won with 27% and Azmeera Nalk, Mahabubabad from TRS with 29% of the vote and CPM's Mo-

New Delhi: This is one race that PM Narendra Modi lost. BJP's Darshaben Jardosh from Surat constituency pipped Modi to the post by winning her seat with a vote share of 76%. Jardosh was followed by Modi who won the Vadodra constituency with 73% of the votes polled while Chandrakant Patil from Navsari constituency won with 71% of votes polled.

According to data analysed by Association for Democratic Reforms (ADR), the winners of the Lok Sabha elections garnered an average of 47% of votes polled compared to 44% in the 2009 polls.

Out of 282 winners of BJP, 142 (50%) won with less than 50% of votes polled in their constituency while 37

नवोदय टाइम्स

रिकॉर्ड : 61 महिलाएं पहुंची संसद

नई दिल्ली, 18 मई (अभिनेक अंतर) 543 सीटों वाली भारतीय संसद में 61 महिलाओं का चुना जा चुका है। 1952 के बाद ही यह रिकॉर्ड था। 1952 के बाद ही यह रिकॉर्ड था। 1952 के बाद ही यह रिकॉर्ड था।

- दिल्ली बार के मुकाबले 2 अधिक महिला सांसद
- पहली लोकसभा में सिर्फ 5 फीसदी टी महिलाएं

संसदीय दल सभी को साथ लेकर चलने को बाध करते हैं लोकसभा में महिलाओं को विकार नहीं देते। बी.जे.पी. सभी वर्गों को चर्चा करता है लोकसभा 4 प्रतिशतों को विकार देती है। इनके चलने और चलने में रुकावट है और इसीलिए ऐसा हो रहा है। प्रो. राजीव और महाराज से टिप्पणी करते हुए कहते हैं 'परिधि विरुद्ध नहीं ही विकार देती है जो जोड़ उनके कर्तव्य कोने से खाल जाती है और बला से पैदा। फिर जैसे में बला और परिधि का नहीं गुल मन है।' लोकसभा में अल्पसंख्यक वर्गों में कलने हैं अब में जो गुरु हैं जो देखने हैं क्या अपना करते हैं।

सांप्रदायिक सौहार्द बिगाड़ने के 16 आरोपी सांसद पहुंचे

नई दिल्ली, 18 मई (अभिनेक अंतर) 16वीं लोकसभा के लिए बला में कम से कम 16 ऐसे सांसदों को चुना है जिस पर सांप्रदायिक सौहार्द बिगाड़ने का आरोप लगा रहा है। ए.टी.एम. को रिपोर्ट में इसका खुलासा हुआ है। 16 में से 12 एक ही पार्टी से हैं। ए.पी.एम. ने 543 में से 541 सांसदों के लोको का विरोध किया है। 2 सांसदों के बलाजाल को खतरा देखते हैं जो बला से अधिक नहीं हो पाते। 16वीं लोकसभा में बला के प्रतिनिधि के रूप में 112 ऐसे सांसद होने फिर पर सभी अल्पसंख्यक वर्गों में हैं। जहाँ तक अल्पसंख्यक वर्गों को संसद में 186 पहुंचा है। जहाँ है विभिन्न लोकसभा में 30 प्रतिशत के मुकाबले इस बार अल्पसंख्यक वर्गों का संसद में 30 सांसदों का संख्या 34 बढ़ाती हो गया है। सभी अल्पसंख्यक वर्गों में हला, हला का प्रस्ताव, विधेयक और परिधि को विचार अल्पसंख्यक वर्गों में है।

THE TIMES OF INDIA, NEW DELHI TUESDAY, NOVEMBER 11, 2014

ADR: 8 of 21 new ministers in Cabinet have criminal charges against them

The maximum number of cases, 21, are pending against Ramshankar Katheria from Agra constituency, claimed ADR. These include cases related to attempt to murder, forgery, criminal intimidation and disturbing communal harmony

New Delhi: The number of tainted ministers in the government increased from 12 to 20 with Sunday's Cabinet expansion exercise according to the Association for Democratic Reforms (ADR). About 31% of the council of ministers has criminal charges pending against them with 8 out of the 21 new inductees facing criminal cases.

Of the new inductees 4 ministers have declared serious criminal cases. In total, 11 (37%) ministers have declared serious criminal cases including cases related to attempt to murder, commu-

Agra Constituency claimed ADR. These include case related to attempt to murder, forgery, criminal intimidation and disturbing communal harmony. Harsika Ahir has 11 cases pending against him including criminal intimidation and assault while Bandaru Dattatreya has three. Sathvi Niranjan Jyoti faces a case of criminal intimidation, minister from Madhya Pradesh declared the highest total assets of Rs 188.89 crore, followed by Jayant Sinha from Hazratganj constituency with assets of Rs 50.87 crore and Mahesh Sharma from Ganjam constituency with total assets worth Rs. 47.37 crore.

The number of corrupt

Introduction

CONTENTS

CHAPTER 1: INTRODUCTION	1
Coverage by Election Watch.....	1
Lok Sabha 2014 Elections.....	8
Executive Summary	8
Representation of political parties.....	9
Vote Share and Representativeness.....	9
Criminal Background.....	9
Financial Background.....	10
Other Background Details.....	10
Election Expenditure.....	11
List of Participating Political Parties and Seats Contested.....	12

TABLES

TABLE 1-1: COVERAGE BY ELECTION WATCH.....	1
TABLE 1-2: STATE WISE SUMMARY TABLE	8
TABLE 1-3: LIST OF PARTICIPATING POLITICAL PARTIES AND SEATS CONTESTED.....	12

Chapter 1: Introduction

This volume is a collection of reports of Election Watch conducted in all 29 States and 7 Union Territories during the Lok Sabha 2014 elections in India. The Lok Sabha elections were held in the months of April and May 2014 in nine phases. Association for Democratic Reforms and National Election Watch, a conglomeration of more than 1200 NGOs across India, launched a nation-wide campaign called 'Mera Vote Mera Desh'. The objective of the campaign was to reduce the influence of crime and money in elections and to promote ethical and informed voting. Details about the 'Mera Vote Mera Desh' campaign are given towards the end of the book.

The Election Watch chapters in each state conducted awareness programs across their state engaging with the voters through the medium of street plays, workshops, seminars, rallies etc. They were also instrumental in the dissemination of data related to the criminal, financial and other background details of the candidates and MPs from the affidavits through timely press releases to the media.

The Election Commission of India (ECI) was prompt in uploading the affidavits of the candidates in each constituency on their website. Orders were given by the ECI to make available affidavits within 24 hours of nomination and the online uploading of the affidavits made the process of accessing them a lot easier. The Election Watch team in Delhi and the respective State Election Watch chapters co-ordinated with the respective Chief Electoral Officers and the ECI throughout the Lok Sabha elections and their response was very helpful.

The Facebook and Twitter pages of ADR were promoted throughout the campaign to provide updates to young social media friendly voters. There were more than 89000 new users on the ADR and Myneta Facebook page in total and more than 6000 new twitter followers during the period. ADR received upto 35,000 SMS queries per day during the peak Lok Sabha period and more than 23 lakh people subscribed to SMS alerts.

ADR also used the myneta.info website to disseminate information about the contesting candidates directly to the voters. Data about the candidates was uploaded in a true copy of the affidavit that was submitted to the ECI, on the website for each phase and each state. There were more than 21 lakh unique visitors to the website during this period. All consolidated reports for each state and each phase were uploaded on the adrindia.org website. These reports were used as a repository of consolidated data about candidates and MPs for the media and research scholars to study and report upon. There were more than 1 lakh unique visitors to the adrindia.org website during the period.

The media was instrumental in greater dissemination of information in our reports to the general public and as a result criminalization of politics and money power in elections became a major campaign issue. There were more than 500 newspaper articles about the data released by ADR during the period in national and regional dailies. ADR also collaborated with news channels like IBN7, Zee Media and NDTV to provide data regarding the contesting candidates and its ADR-Daksh survey for their online and television platforms. ADR and its network partners featured in various debates and discussions on T.V. news channels on a number of issues ranging from decriminalization of politics to the ADR-Daksh survey about voters' choices.

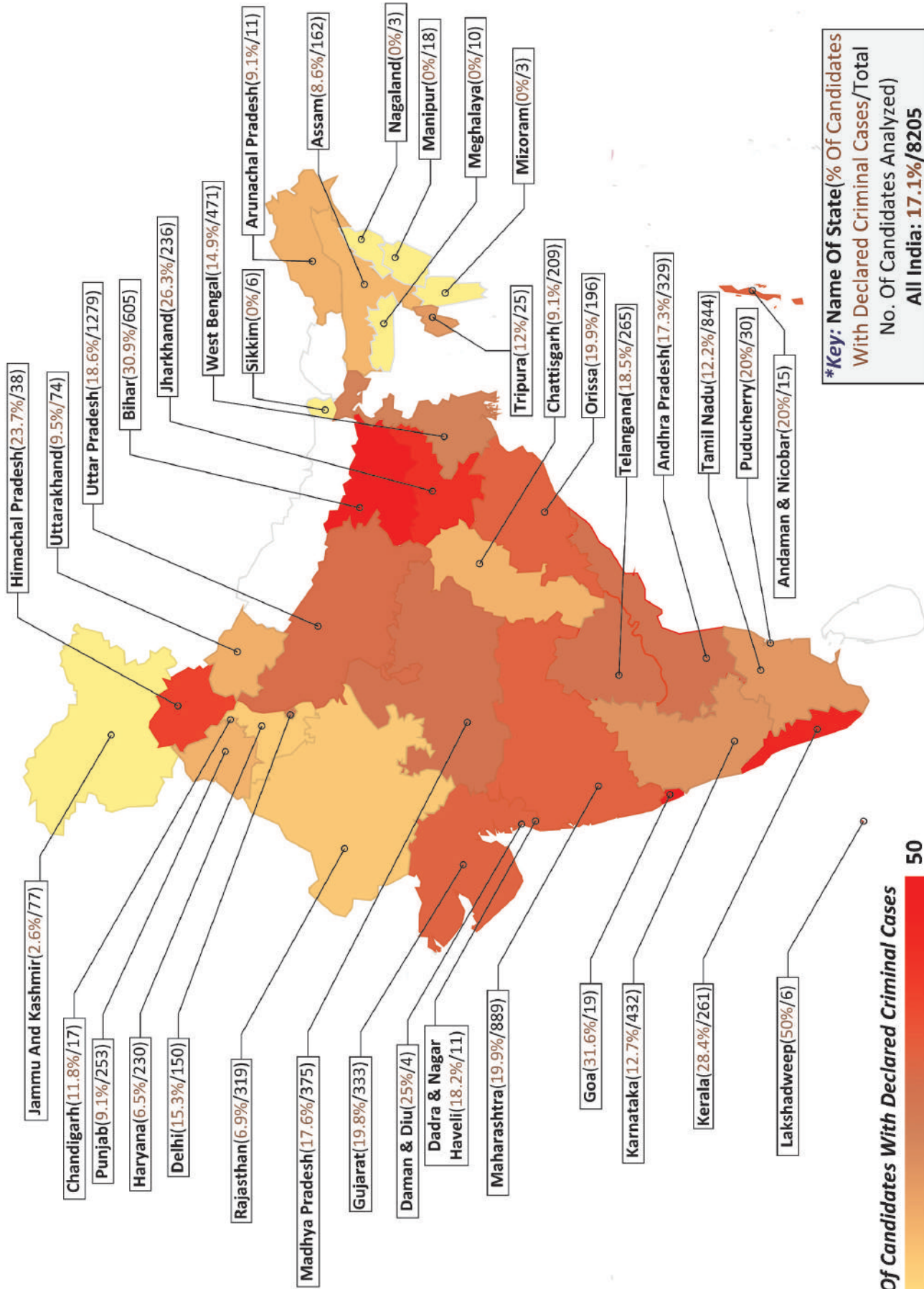
ADR also collaborated with celebrities like Sakshi Tanwar, Sona Mohapatra, Sushil Kumar and Rajdeep Sardesai for voter awareness videos which were shared widely on YouTube. Additionally, the medium of YouTube was used to promote the ADR campaign song on ethical voting which became viral through the Facebook India page.

Coverage by Election Watch

	Total Number	Covered by Election Watch	% Covered by Election Watch
States	29	29	100%
Union Territories	7	7	100%
Constituencies	543	543	100%
Candidates in all States and UTs	8251	8205	99%

Table 1-1: Coverage by Election Watch

Candidates With Declared Criminal Cases

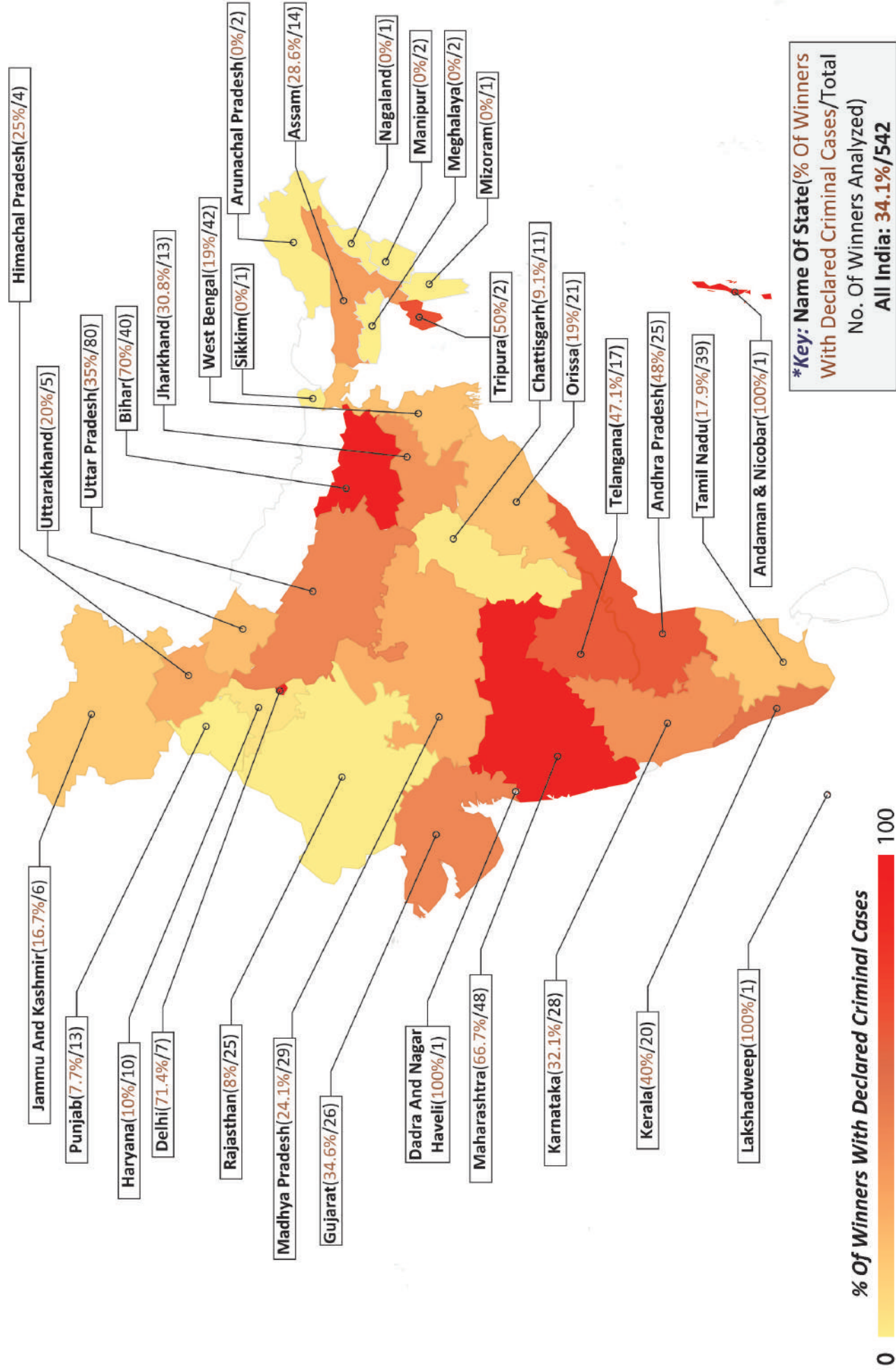


***Key: Name Of State(% Of Candidates With Declared Criminal Cases/Total No. Of Candidates Analyzed)**
All India: 17.1%/8205

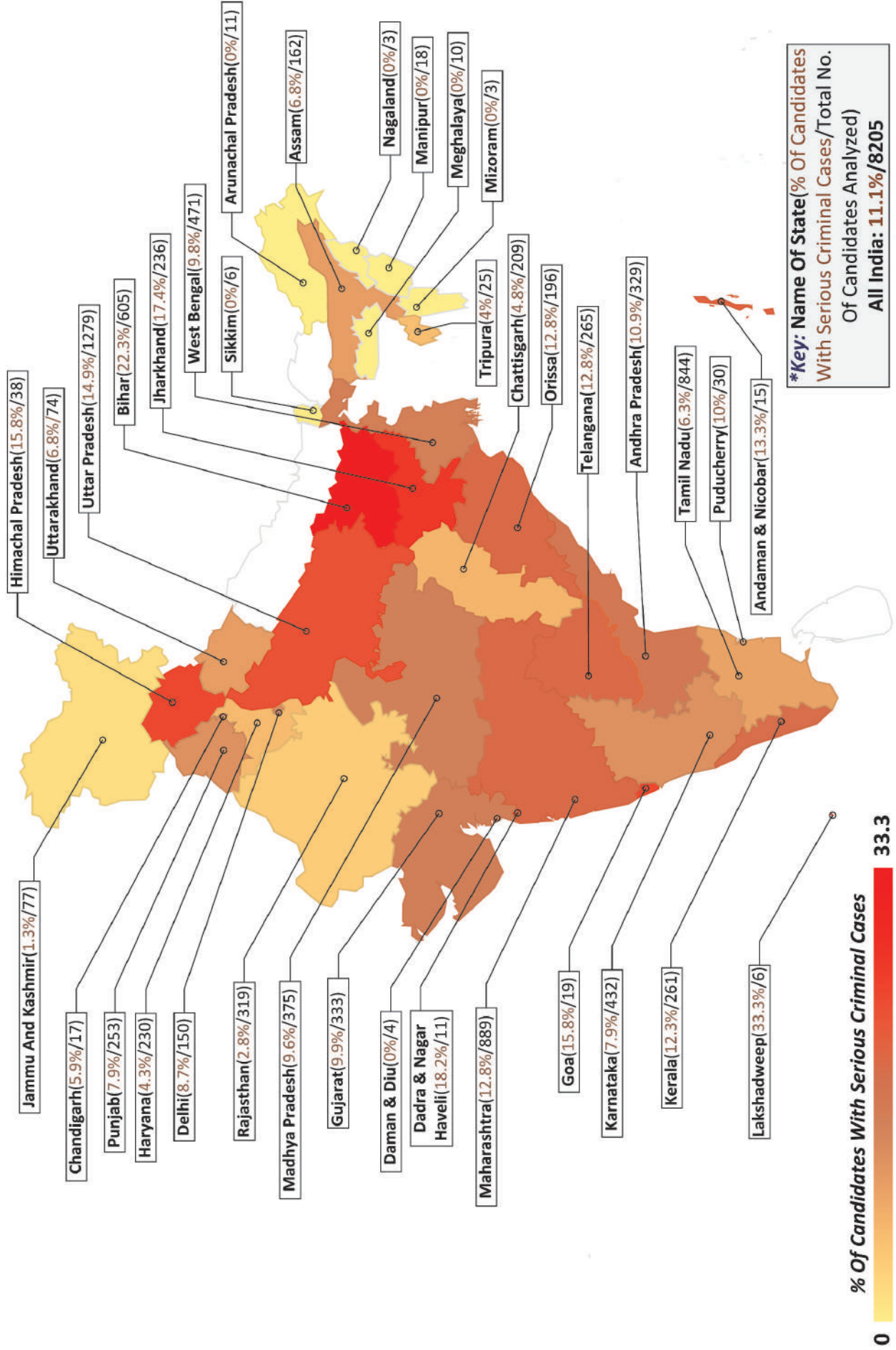
% Of Candidates With Declared Criminal Cases



Winners With Declared Criminal Cases



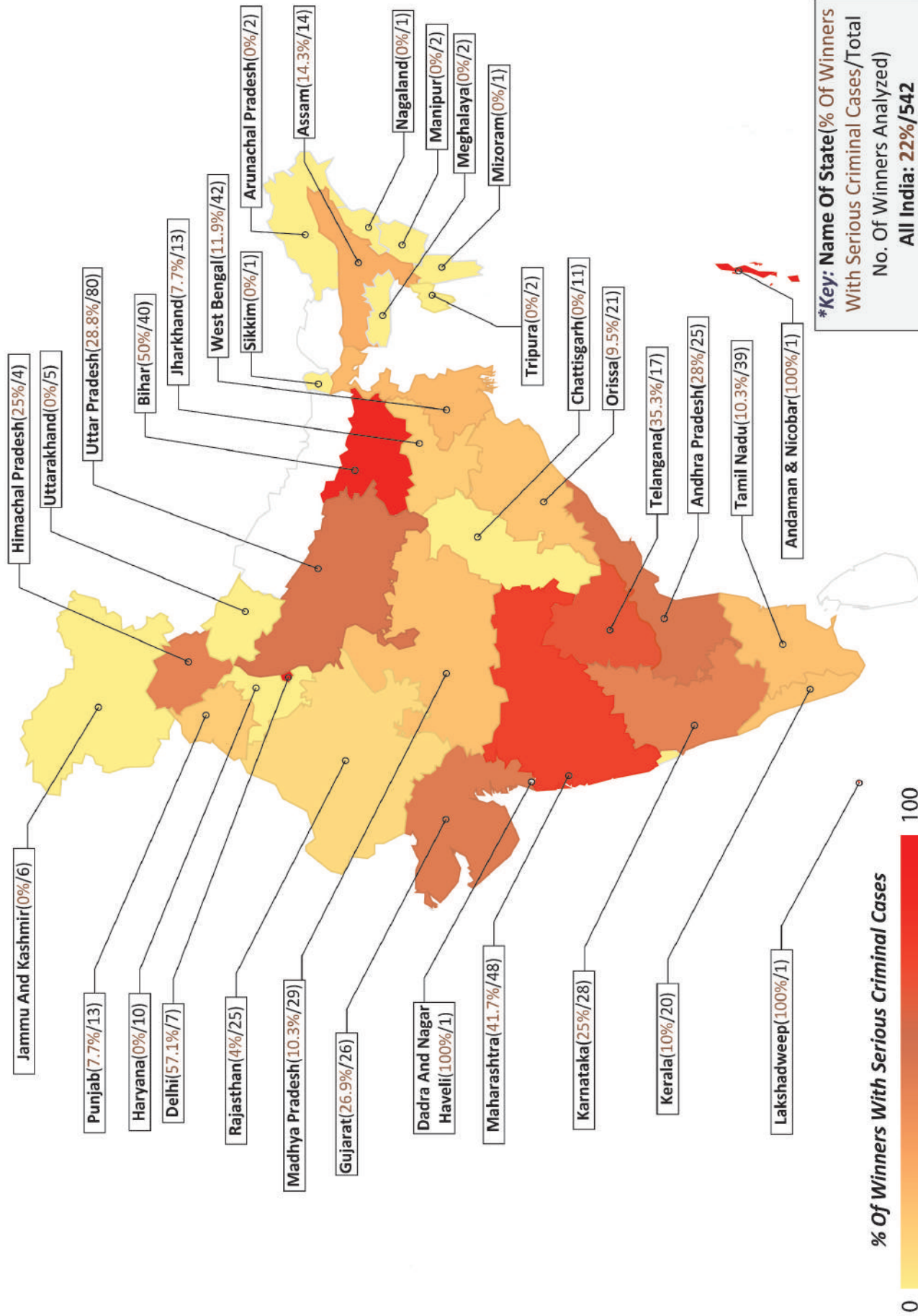
Candidates With Serious Criminal Cases



% Of Candidates With Serious Criminal Cases



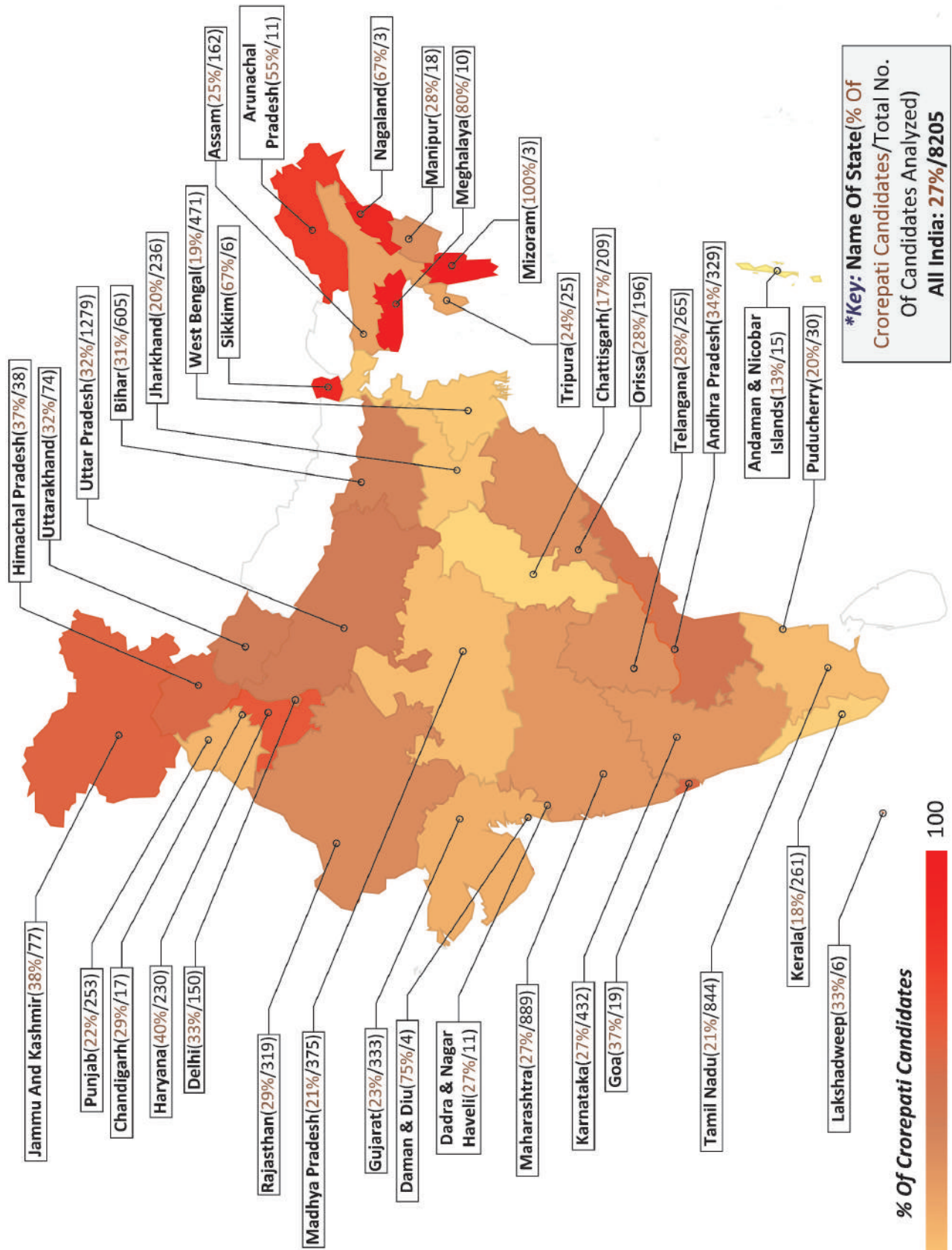
Winners With Serious Criminal Cases



***Key: Name Of State(% Of Winners With Serious Criminal Cases/Total No. Of Winners Analyzed)**
All India: 22%/542



Crorepati Candidates

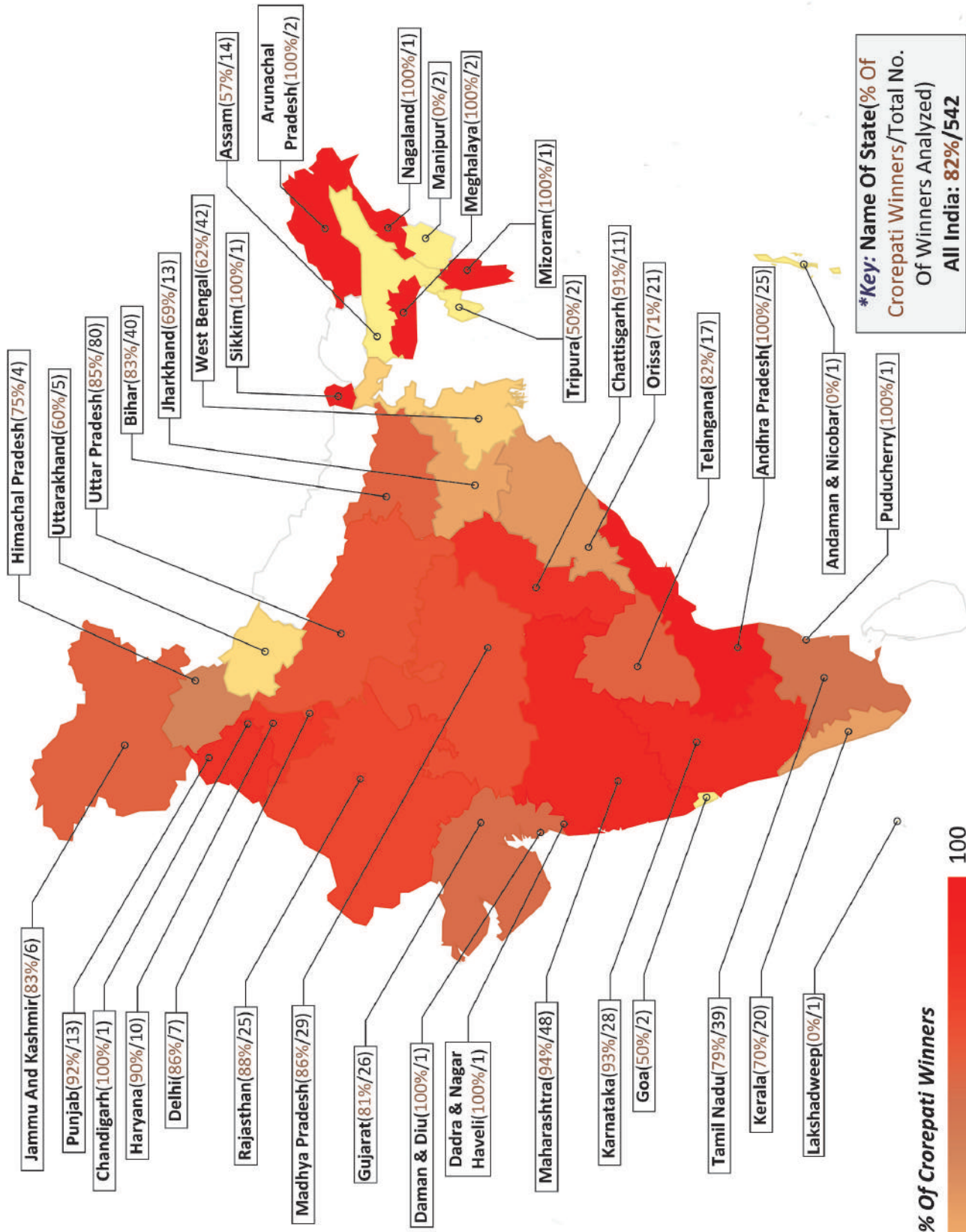


***Key: Name Of State(% Of Crorepati Candidates/Total No. Of Candidates Analyzed)**
All India: 27%/8205

% Of Crorepati Candidates



Crorepati Winners



***Key: Name Of State(% Of Crorepati Winners/Total No. Of Winners Analyzed)**
All India: 82%/542

% Of Crorepati Winners



50

100

Lok Sabha 2014 Elections

Lok Sabha 2014 elections were held during the month of April - May, 2014 and saw the participation of 8251 candidates out of which National Election Watch and Association for Democratic Reforms (ADR) analysed the data of 8205 candidates. This book includes the analysis of criminal, financial, and other details of 8205 candidates and 542 MPs. It also includes the analysis of the election expenditure statements of 540 MPs out of 542 MPs. Information provided by the Election Commission of India and details from the affidavits filed by the candidates have been used for the analysis.

Executive Summary

State	Contesting Candidates	MPs	Candidates Analysed	MPs Analysed	Candidates with Criminal Cases	MPs with Criminal Cases	CrOREPATI Candidates	CrOREPATI MPs
Andaman and Nicobar Islands	15	1	15	1	3	1	2	0
Andhra Pradesh	366	25	329	25	57	12	39	25
Arunachal Pradesh	11	2	11	2	1	0	6	2
Assam	148	14	162	14	14	4	41	8
Bihar	653	40	605	40	187	28	188	33
Chandigarh	17	1	17	1	2	0	5	1
Chhattisgarh	204	11	209	11	19	1	36	10
Dadra and Nagar Haveli	11	1	11	1	2	1	3	1
Daman and Diu	4	1	4	1	1	0	3	1
Goa	26	2	19	2	6	0	7	1
Gujarat	333	26	333	26	66	9	78	21
Haryana	204	10	230	10	15	1	92	9
Himachal Pradesh	39	4	38	4	9	1	14	3
Jammu and Kashmir	73	6	77	6	2	1	29	5
Jharkhand	245	14	236	13	62	4	48	9
Karnataka	412	28	432	28	55	9	118	26
Kerala	266	20	261	20	74	8	47	14
Lakshwadeep	6	1	6	1	3	1	2	0
Madhya Pradesh	392	29	375	29	66	7	78	25
Maharashtra	833	48	889	48	177	32	241	45
Manipur	18	2	18	2	0	0	5	0
Meghalaya	17	2	10	2	0	0	8	2
Mizoram	3	1	3	1	0	0	3	1
Nagaland	3	1	3	1	0	0	2	1
NCT of Delhi	154	7	150	7	23	5	49	6

State	Contesting Candidates	MPs	Candidates Analysed	MPs Analysed	Candidates with Criminal Cases	MPs with Criminal Cases	Crorepati Candidates	Crorepati MPs
Odisha	221	21	196	21	39	4	55	15
Puducherry	11	1	30	1	6	0	6	1
Punjab	263	13	253	13	23	1	56	12
Rajasthan	352	25	319	25	22	2	92	22
Sikkim	15	1	6	1	0	0	4	1
Tamil Nadu	786	39	844	39	103	7	178	31
Telangana	265	17	265	17	49	8	74	14
Tripura	25	2	25	2	3	1	6	1
Uttar Pradesh	1305	80	1279	80	238	28	415	68
Uttarakhand	74	5	74	5	7	1	24	3
West Bengal	481	42	471	42	70	8	89	26
Total	8251	543	8205	542	1404	185	2143	443

Table 1-2: State wise Summary Table

Representation of political parties

The 6 national political parties won in total 342 Lok Sabha seats out of 543 seats, with Bhartiya Janata Party winning 282 seats, Indian National Congress winning 44 seats, CPI(M) with 9 seats, NCP with 6 seats and CPI with one seat.

Vote Share and Representativeness

The winners of the elections won by an average of 47% of total votes polled and an average of 31% of the total registered voters in their constituency.

Criminal Background

- Out of the 8205 candidates analysed, 1404 (17%) candidates declared criminal cases against themselves in 2014. 908 (11%) candidates declared serious criminal cases including cases related to murder, attempt to murder, communal disharmony, kidnapping, crimes against women etc.
- Out of the 542 MPs analysed, 185(34%) MPs have declared criminal cases against themselves. 119 (22%) MPs have declared serious criminal cases including cases related to murder, attempt to murder, communal disharmony, kidnapping, crimes against women etc.
- The chances of winning for a candidate with criminal cases in the Lok Sabha 2014 elections is 13% whereas for a candidate with a clean record it is 5%.
- Red Alert Constituencies are those constituencies which have 3 or more candidates with criminal cases. In the 2014 Lok Sabha elections there were 245 (45%) out of 543 constituencies which were Red Alert Constituencies. In the 2009 Lok Sabha elections, there were 183 (34%) out of 543 constituencies that were Red Alert Constituencies.
- 71 (43%) re-elected MPs out of 165 analysed declared criminal cases against themselves.

Financial Background

- Out of the 8205 candidates analysed, 2217 (27%) were crorepatis and out of the 542 MPs analysed, 443 (82%) were crorepatis.
- The average assets per candidate were Rs. 4.92 crores whereas the average assets of the MPs analysed were Rs. 14.70 crores.
- The chances of winning for a crorepati candidate is 20% whereas for a candidate with low assets (<Rs. 1 crore) it is 2%.
- The average asset growth for 396 re-contesting MPs, between the Lok Sabha Elections of 2009 and 2014 was Rs 8.47 crores (145%).
- The average asset growth for 165 re-elected MPs, between the Lok Sabha Elections of 2009 and 2014 is Rs 7.40 crores (137%).

Other Background Details

Education Details

- 111 candidates declared that they are illiterate.
- 3787 (46%) candidates declared that they have an education qualification of 12th pass or below (not including the candidates who declared that they are illiterate) while 4025 (49%) candidates declared having an educational qualification of graduate or above.
- 224 candidates had declared that they had doctorate degrees.
- 1 MP declared that he was illiterate.
- 125 (23%) MPs declared that they have an education qualification of 12th pass or below (not including the MP who declared that he was illiterate) while 406 (75%) MPs declared having an educational qualification of graduate or above.
- 33 MPs had declared that they had doctorate degrees.

Age Details

- 5118 (62%) candidates declared their age to be between 25 to 50 years while 2770 (34%) candidates declared their age to be between 51 to 70 years and 240 (3%) candidates declared their age to be above 71 years.
- 203 (37%) MPs declared their age to be between 25 to 50 years while 298 (55%) MPs declared their age to be between 51 to 70 years and 41 (8%) candidates declared their age to be above 71 years.

Gender Details

- 668 (8%) female candidates out of 8251 candidates (from the ECI website) contested in the Lok Sabha 2014 elections, while 556 (7%) female candidates out of 8070 candidates contested during Lok Sabha 2009 elections.
- There were 62 (11%) female MPs out of 543 MPs in the 16th Lok Sabha.

Election Expenditure

- Candidates have constantly claimed that the election expenditure limit set is very low. However, based on the election expense declarations of 540 MPs analysed from Lok Sabha, 2014 to the ECI, 178 MPs (33%) declared election expenses of less than 50% of the expense limit in their constituency.
- The average amount of money spent by them in the elections was only about Rs 40.30 lakhs, which is 58% of the expense limit.
- 108 (20%) MPs declared that they did not spend ANY amount on campaigning through electronic/print media.
- Out of the 540 MPs analysed, 166 (31%) MPs declared that they did not receive any funds from any person/ company/ firm/ associations/ body of persons etc. as loan, gift or donation etc. and 195 (36%) MPs declared that they did not receive any funds from political parties.

List of Participating Political Parties and Seats Contested

Party Abbreviation	Party Name	Party Type	No Of Contestants	Seats Won	Votes By Party	Votes %
BSP	Bahujan Samaj Party	National	503	0	22946182	4.14
BJP	Bharatiya Janata Party	National	428	282	171657549	31
CPI	Communist Party of India	National	67	1	4327298	0.78
CPM	Communist Party of India (Marxist)	National	93	9	17986773	3.25
INC	Indian National Congress	National	464	44	106938242	19.31
NCP	Nationalist Congress Party	National	36	6	8635554	1.56
AAAP	Aam Aadmi Party	State	432	4	11325635	2.05
AJSUP	AJSU Party	State	10	0	488719	0.09
ADMK	All India Anna Dravida Munnetra Kazhagam	State	40	37	18115825	3.27
AIFB	All India Forward Bloc	State	39	0	1211418	0.22
AINRC	All India N.R. Congress	State	1	1	255826	0.05
AITC	All India Trinamool Congress	State	131	34	21259681	3.84
AIUDF	All India United Democratic Front	State	18	3	2333040	0.42
AGP	Asom Gana Parishad	State	12	0	577730	0.1
BJD	Biju Janata Dal	State	21	20	9491497	1.71
BOPF	Bodoland Peoples Front	State	2	0	330106	0.06
DMDK	Desiya Murpokku Dravida Kazhagam	State	14	0	2079392	0.38
DMK	Dravida Munnetra Kazhagam	State	35	0	9636430	1.74
HJCBL	Haryana Janhit Congress (BL)	State	2	0	703698	0.13
INLD	Indian National Lok Dal	State	10	2	2799899	0.51
IUML	Indian Union Muslim League	State	25	2	1100096	0.2
JKN	Jammu & Kashmir National Conference	State	3	0	396713	0.07
JKNPP	Jammu & Kashmir National Panthers Party	State	13	0	57103	0.01
JKPDP	Jammu & Kashmir Peoples Democratic Party	State	5	3	732644	0.13
JD(S)	Janata Dal (Secular)	State	34	2	3731481	0.67
JD(U)	Janata Dal (United)	State	93	2	5992196	1.08
JMM	Jharkhand Mukti Morcha	State	21	2	1637990	0.3
JVM	Jharkhand Vikas Morcha (Prajanatrik)	State	16	0	1579772	0.29
KEC(M)	Kerala Congress (M)	State	1	1	424194	0.08
LJP	Lok Jan Shakti Party	State	7	6	2295929	0.41
MNS	Maharashtra Navnirman sena	State	10	0	708118	0.13
NPF	Naga Peoples Front	State	2	1	994505	0.18
NPEP	National Peoples Party	State	7	1	576444	0.1

Party Abbreviation	Party Name	Party Type	No Of Contestants	Seats Won	Votes By Party	Votes %
PMK	Pattali Makkal Katchi	State	9	1	1827566	0.33
PPA	People's Party of Arunachal	State	2	0	47018	0.01
RJD	Rashtriya Janata Dal	State	30	4	7442313	1.34
RLD	Rashtriya Lok Dal	State	10	0	696919	0.13
RSP	Revolutionary Socialist Party	State	6	1	1666380	0.3
SP	Samajwadi Party	State	197	5	18672916	3.37
SAD	Shiromani Akali Dal	State	10	4	3636148	0.66
SHS	Shivsena	State	58	18	10262982	1.85
SDF	Sikkim Democratic Front	State	1	1	163698	0.03
TRS	Telangana Rashtra Samithi	State	17	11	6736490	1.22
TDP	Telugu Desam	State	30	16	14094545	2.55
UDP	United Democratic Party	State	1	0	106817	0.02
AMS	Aadijan Mukti Sena	Reg Unrecognized Party	1	0	8544	0
ADSP	Aadivasi Sena Party	Reg Unrecognized Party	2	0	11362	0
AAMJP	Aam Janata Party	Reg Unrecognized Party	1	0	9372	0
AOP	Aama Odisha Party	Reg Unrecognized Party	9	0	155900	0.03
AVIRP	AARAKSHAN VIRODH PARTY	Reg Unrecognized Party	3	0	5861	0
AKAAD	Aazadi Ka Antim Aandolan Dal	Reg Unrecognized Party	1	0	937	0
AMP	Adarsh Manavtawadi Party	Reg Unrecognized Party	1	0	1919	0
ARVP	Adarsh Rashtriya Vikas Party	Reg Unrecognized Party	7	0	12037	0
A S P	Adarsh Samaj Party	Reg Unrecognized Party	1	0	557	0
AGRJP	Agar Jan Party	Reg Unrecognized Party	2	0	5228	0
ABSP	Akhand Bharat Samaj Party	Reg Unrecognized Party	1	0	651	0
ABHM	Akhil Bharat Hindu Mahasabha	Reg Unrecognized Party	8	0	29483	0.01
ABAS	Akhil Bharatiya Ashok Sena	Reg Unrecognized Party	1	0	296	0
ABCD(A)	Akhil Bharatiya Congress Dal (Ambedkar)	Reg Unrecognized Party	2	0	1461	0
ABHKP	Akhil Bharatiya Hind Kranti Party	Reg Unrecognized Party	1	0	685	0
ABJS	Akhil Bharatiya Jan Sangh	Reg Unrecognized Party	4	0	20902	0
ABMP	Akhil Bharatiya Manavata Paksha	Reg Unrecognized Party	1	0	1077	0
ABML(S)	Akhil Bharatiya Muslim League (Secular)	Reg Unrecognized Party	5	0	59735	0.01

Party Abbreviation	Party Name	Party Type	No Of Contestants	Seats Won	Votes By Party	Votes %
ABRS	Akhil Bharatiya Rajarya Sabha	Reg Unrecognized Party	1	0	683	0
ABSC	Akhil Bharatiya Samajwadi Congress	Reg Unrecognized Party	1	0	2530	0
ABSR	Akhil Bharatiya Shivsena Rashtrawadi	Reg Unrecognized Party	1	0	4380	0
AKBAP	Akhil Bhartiya Aamjan Party	Reg Unrecognized Party	1	0	1040	0
AKBJHP	Akhil Bhartiya Jharkhand Party	Reg Unrecognized Party	3	0	16616	0
AKBMP	Akhil Bhartiya Mithila Party	Reg Unrecognized Party	2	0	11221	0
ABVCP	Akhil Bhartiya Vikas Congress Party	Reg Unrecognized Party	1	0	2255	0
ARWP	Akhil Rashtrawadi Party	Reg Unrecognized Party	1	0	2029	0
ALHP	Al-Hind Party	Reg Unrecognized Party	4	0	5977	0
AIACP	All India Azaad Congress Party	Reg Unrecognized Party	1	0	1593	0
AIMIM	All India Majlis-E-Ittehadul Muslimeen	Reg Unrecognized Party	5	1	685729	0.12
AIMPR	All India Mazdoor Party (Rangreta)	Reg Unrecognized Party	1	0	1182	0
AIMF	All India Minorities Front	Reg Unrecognized Party	5	0	9938	0
AIPF	All India Peoples' Front (Radical)	Reg Unrecognized Party	3	0	7630	0
AIRSP	All India Ravidas Samata Party	Reg Unrecognized Party	1	0	543	0
AJKMP	All J & K Kisan Majdoor Party	Reg Unrecognized Party	2	0	4392	0
AKAKRP	All Jammu and Kashmir Republican Party	Reg Unrecognized Party	1	0	1568	0
ANC	Ambedkar National Congress	Reg Unrecognized Party	10	0	19863	0
APM	Ambedkar People's Movement	Reg Unrecognized Party	1	0	374	0
ASP	Ambedkar Samaj Party	Reg Unrecognized Party	7	0	27589	0
ARP	Ambedkarist Republican Party	Reg Unrecognized Party	4	0	16461	0
APol	Ambedkarite Party of India	Reg Unrecognized Party	34	0	185095	0.03
AMB	Amra Bangalee	Reg Unrecognized Party	16	0	74628	0.01
ADSMK	Anaithindia Dravidar Samudaya Munnetra Kazhagam	Reg Unrecognized Party	1	0	2372	0
APRSSP	Andhra Pradesh Rashtra Samaikya Samithi Party	Reg Unrecognized Party	2	0	2752	0
ARPS	Andhra Rastra Praja Samithi	Reg Unrecognized Party	3	0	12043	0
AD	Apna Dal	Reg Unrecognized Party	7	2	821820	0.15

Party Abbreviation	Party Name	Party Type	No Of Contestants	Seats Won	Votes By Party	Votes %
ADUP	Apna Dal United Party	Reg Unrecognized Party	2	0	9265	0
ADPT	Apna Desh Party	Reg Unrecognized Party	4	0	5579	0
Aa S P	Asankhya Samaj Party	Reg Unrecognized Party	2	0	3482	0
APCP	Ati Picchara party	Reg Unrecognized Party	1	0	15370	0
ATBP	Atulya Bharat Party	Reg Unrecognized Party	2	0	2135	0
AAP	awami aamjan party	Reg Unrecognized Party	2	0	4378	0
ASaP	Awami Samta Party	Reg Unrecognized Party	1	0	1617	0
AwVP	Awami Vikas Party	Reg Unrecognized Party	4	0	3750	0
BCUF	B. C. United Front	Reg Unrecognized Party	2	0	7036	0
BCBDP	B.C.Bharata Desam Party	Reg Unrecognized Party	1	0	597	0
BKP	Bahujan Kranti Party (Marxwad-Ambedkarwad)	Reg Unrecognized Party	1	0	1174	0
BMUP	Bahujan Mukti Party	Reg Unrecognized Party	232	0	785358	0.14
BSP(A)	Bahujan Samaj Party (Ambedkar)	Reg Unrecognized Party	5	0	11104	0
BSP(K)	Bahujan Sangharsh Party (Kanshiram)	Reg Unrecognized Party	2	0	5416	0
BA S D	Bahujan Sangharshh Dal	Reg Unrecognized Party	9	0	59813	0.01
BSDL	Bahujan Suraksha Dal	Reg Unrecognized Party	2	0	1723	0
BVA	Bahujan Vikas Aaghadi	Reg Unrecognized Party	1	0	293681	0.05
BJKVP	Bajjikanchal Vikas Party	Reg Unrecognized Party	6	0	21524	0
BBMP	Bharat Bhrashtachar Mitao Party	Reg Unrecognized Party	2	0	10160	0
BKLJP	Bharat Ki Lok Jimmedar Party	Reg Unrecognized Party	1	0	3392	0
BNNP	Bharat Nav Nirman Party	Reg Unrecognized Party	2	0	2533	0
BhNP	Bharat Nirman Party	Reg Unrecognized Party	1	0	2000	0
BVM	Bharat Vikas Morcha	Reg Unrecognized Party	8	0	45667	0.01
BVLP	Bharat Vishal Party	Reg Unrecognized Party	1	0	161	0
BBC	Bharatiya Bahujan Congress	Reg Unrecognized Party	2	0	7197	0
BHBP	Bharatiya Bahujan Party	Reg Unrecognized Party	4	0	4653	0
BDBRAJP	Bharatiya Dr. B.R.Ambedkar Janta Party	Reg Unrecognized Party	6	0	9481	0

Party Abbreviation	Party Name	Party Type	No Of Contestants	Seats Won	Votes By Party	Votes %
BED	Bharatiya Ekta Dal	Reg Unrecognized Party	7	0	90315	0.02
BGTD	Bharatiya Gaon Taj Dal	Reg Unrecognized Party	5	0	5761	0
BIP	Bharatiya Inqalab Party	Reg Unrecognized Party	2	0	5362	0
BJKD	Bharatiya Jan Kranti Dal (Democratic)	Reg Unrecognized Party	3	0	14685	0
BJSP	Bharatiya Jawala Shakti Paksha	Reg Unrecognized Party	1	0	1337	0
BKPP	Bharatiya Kisan Parivartan Party	Reg Unrecognized Party	2	0	7342	0
BKSL	Bharatiya Kisan Sena Loktantrik	Reg Unrecognized Party	2	0	3826	0
BMSM	Bharatiya Minorities Suraksha Mahasangh	Reg Unrecognized Party	1	0	3441	0
BMF	Bharatiya Momin Front	Reg Unrecognized Party	4	0	16182	0
BMNSP	Bharatiya Mool Niwasi Samaj Party	Reg Unrecognized Party	1	0	877	0
BNJD	Bharatiya National Janta Dal	Reg Unrecognized Party	4	0	20209	0
BHNKP	Bharatiya Nav Kranti Party	Reg Unrecognized Party	1	0	502	0
BhNaP	Bharatiya Navyuvak Party	Reg Unrecognized Party	1	0	1408	0
BHPP	Bharatiya Peoples Party	Reg Unrecognized Party	2	0	4291	0
BRABSVP	Bharatiya Rashtriya Bahujan Samaj Vikas Party	Reg Unrecognized Party	1	0	3238	0
BRMD	Bharatiya Rashtriya Mazdoor Dal	Reg Unrecognized Party	1	0	1607	0
BRPP	Bharatiya Republican Paksha	Reg Unrecognized Party	4	0	8226	0
BSD	Bharatiya Samaj Dal	Reg Unrecognized Party	1	0	1096	0
BhSMP	Bharatiya Sant Mat Party	Reg Unrecognized Party	7	0	15940	0
BSKP	Bharatiya Sarvodaya Kranti Party	Reg Unrecognized Party	2	0	2409	0
BYS	Bharatiya Yuva Shakti	Reg Unrecognized Party	6	0	38633	0.01
BBM	Bharipa Bahujan Mahasangh	Reg Unrecognized Party	23	0	360854	0.07
BhJaSP	Bharti Jan Suraksha Party	Reg Unrecognized Party	2	0	3336	0
BaSaP	Bhartiya Sarvjan Party	Reg Unrecognized Party	2	0	5845	0
BCP	Bhartiya Chaitanya Party	Reg Unrecognized Party	1	0	802	0
BEMP	Bhartiya Ekta Manch Party	Reg Unrecognized Party	2	0	8729	0
BJM	Bhartiya Jan Manch	Reg Unrecognized Party	1	0	325	0

Party Abbreviation	Party Name	Party Type	No Of Contestants	Seats Won	Votes By Party	Votes %
bjyp	Bhartiya Jan Yug Party	Reg Unrecognized Party	2	0	2000	0
bjdi	Bhartiya Janta Dal (Integrated)	Reg Unrecognized Party	3	0	1118	0
BJJD	Bhartiya Jantantrik Janata Dal	Reg Unrecognized Party	1	0	4664	0
BKrD	Bhartiya Krishak Dal	Reg Unrecognized Party	4	0	4250	0
BNIP	Bhartiya Naujawan Inklav Party	Reg Unrecognized Party	1	0	1440	0
bns	Bhartiya Navjawan Sena (Paksha)	Reg Unrecognized Party	2	0	1862	0
bhp	Bhartiya Party	Reg Unrecognized Party	1	0	1635	0
BPC	Bhartiya Pragatisheel Congress	Reg Unrecognized Party	3	0	2571	0
BRPI	Bhartiya Republican Party (Insan)	Reg Unrecognized Party	1	0	2138	0
BSKD	Bhartiya Samajik Kranti Dal	Reg Unrecognized Party	1	0	1423	0
BHSSP	Bhartiya Satya Sangharsh Party	Reg Unrecognized Party	1	0	4956	0
BSCP	Bhartiya Shakti Chetna Party	Reg Unrecognized Party	30	0	79359	0.01
BSDS	Bhartiya Shramik Dal Socialist	Reg Unrecognized Party	1	0	924	0
BaVaP	Bhartiya Vanchitsamaj Party	Reg Unrecognized Party	2	0	4144	0
BRVP	Bhartiya Vikas Party	Reg Unrecognized Party	1	0	1152	0
bhmm	Bhrashtachar Mukti Morcha	Reg Unrecognized Party	1	0	1413	0
BJPARTY	Bihar Janta Party	Reg Unrecognized Party	1	0	6765	0
BRAVP	Braj Vikas Party	Reg Unrecognized Party	2	0	4411	0
BBPSP	Brihattar Bharat Prajatantra Sewa Party	Reg Unrecognized Party	1	0	1679	0
BC	Bundelkhand Congress	Reg Unrecognized Party	2	0	5371	0
CSM	Chhattisgarh Swabhiman Manch	Reg Unrecognized Party	10	0	41911	0.01
chp	Chhattisgarhiya Party	Reg Unrecognized Party	1	0	4265	0
CPI(ML)(L)	Communist Party of India (Marxist-Leninist) (Liberation)	Reg Unrecognized Party	82	0	1007274	0.18
CPIM	Communist Party of India (Marxist-Leninist) Red Star	Reg Unrecognized Party	47	0	114323	0.02
DaVP	Dalit Vikas Party(Bharat)	Reg Unrecognized Party	1	0	950	0
DABAP	Dalita Bahujana Party	Reg Unrecognized Party	2	0	7746	0
DBSP	Democratic Bharatiya Samaj Party	Reg Unrecognized Party	5	0	5240	0

Party Abbreviation	Party Name	Party Type	No Of Contestants	Seats Won	Votes By Party	Votes %
DCP	Democratic Congress Party	Reg Unrecognized Party	1	0	833	0
DPPS	Democratic Prajakranthi Party Secularist	Reg Unrecognized Party	1	0	1342	0
DESEP	Democratic Secular Party	Reg Unrecognized Party	1	0	1262	0
DNP	Deshbhakt Nirman Party	Reg Unrecognized Party	1	0	5485	0
DFBL	Desiya Forward Bloc	Reg Unrecognized Party	4	0	17474	0
DND	Dharam Nirpeksh Dal	Reg Unrecognized Party	1	0	4130	0
DaP	Dharmarajya Paksha	Reg Unrecognized Party	1	0	2175	0
asdp	Dr. Ambedkar Samajvadi Democratic Party	Reg Unrecognized Party	1	0	1949	0
EKSP	Eklavya Samaj Party	Reg Unrecognized Party	2	0	5341	0
ESKP	Ex-Sainik Kissan Party	Reg Unrecognized Party	1	0	2988	0
ETMK	Ezhuchi Tamilargal Munnetra Kazhagam	Reg Unrecognized Party	1	0	3023	0
GaAP	Gareeb Aadmi Party	Reg Unrecognized Party	9	0	23505	0
GSRP	Goa Su-Raj Party	Reg Unrecognized Party	1	0	783	0
GOA	Goemcarancho Otre Astro	Reg Unrecognized Party	1	0	530	0
GGP	Gondvana Gantantra Party	Reg Unrecognized Party	27	0	301366	0.05
grac	Gorkha Rashtriya Congress	Reg Unrecognized Party	1	0	2906	0
GRIP	Great India Party	Reg Unrecognized Party	1	0	2594	0
HiSP	Himachal Swabhimani Party	Reg Unrecognized Party	1	0	997	0
HEP	Hindustan Ekta Party	Reg Unrecognized Party	1	0	566	0
HJP	Hindustan Janta Party	Reg Unrecognized Party	15	0	46761	0.01
hkd	Hindustan Kranti Dal	Reg Unrecognized Party	1	0	2762	0
HKRD	Hindustan Krantikari Dal	Reg Unrecognized Party	3	0	6703	0
HSCP	Hindustan Swaraj Congress Party	Reg Unrecognized Party	1	0	888	0
HVD	Hindustan Vikas Dal	Reg Unrecognized Party	2	0	7921	0
HND	Hindusthan Nirman Dal	Reg Unrecognized Party	6	0	8889	0
HiPPa	Hindusthan Praja Paksha	Reg Unrecognized Party	1	0	8853	0
IBSP	Indian Bahujan Samajvadi Party	Reg Unrecognized Party	1	0	1059	0

Party Abbreviation	Party Name	Party Type	No Of Contestants	Seats Won	Votes By Party	Votes %
IBSPK	Indian Bahujan Sandesh Party (Kanshiram)	Reg Unrecognized Party	2	0	1952	0
ICSP	Indian Christian Secular Party	Reg Unrecognized Party	6	0	14353	0
igp	Indian Gandhian Party	Reg Unrecognized Party	1	0	546	0
IJP	Indian Justice Party	Reg Unrecognized Party	1	0	1103	0
IKL	Indian Krantikari Lehar	Reg Unrecognized Party	2	0	5084	0
ILP(AP)	Indian Labour Party (Ambedkar Phule)	Reg Unrecognized Party	2	0	6390	0
INL	Indian National League	Reg Unrecognized Party	4	0	11924	0
IOP	Indian Oceanic Party	Reg Unrecognized Party	1	0	649	0
IPP	Indian Peace Party	Reg Unrecognized Party	1	0	2155	0
IPGP	Indian Peoples Green Party	Reg Unrecognized Party	3	0	3488	0
ISSP	Indian Savarn Samaj Party	Reg Unrecognized Party	4	0	16903	0
IUC	Indian Unity Centre	Reg Unrecognized Party	3	0	13527	0
IVP	Indians Victory Party	Reg Unrecognized Party	1	0	398	0
IPFT	Indigenousn People's Front Of Tripura	Reg Unrecognized Party	2	0	21326	0
IVD	Inqalab Vikas Dal	Reg Unrecognized Party	2	0	2570	0
JGP	Jago Party	Reg Unrecognized Party	7	0	27624	0
JBSP	Jai Bharat Samanta Party	Reg Unrecognized Party	1	0	215607	0.04
JHP	Jai Hind Party	Reg Unrecognized Party	1	0	14754	0
jhspt	Jai Hind Samaj Party	Reg Unrecognized Party	5	0	27122	0
JMBP	Jai Maha Bharath Party	Reg Unrecognized Party	27	0	58014	0.01
JPJD	Jai Prakash Janata Dal	Reg Unrecognized Party	5	0	27619	0
JaSPa	Jai Samaikyandhra Party	Reg Unrecognized Party	27	0	204235	0.04
JVBP	Jai Vijaya Bharathi Party	Reg Unrecognized Party	2	0	4270	0
JeSM	Jamat-E-Seratul Mustakim	Reg Unrecognized Party	3	0	10564	0
JPC	Jammu & Kashmir People Conference	Reg Unrecognized Party	1	0	71154	0.01
JM	Jan Morcha	Reg Unrecognized Party	1	0	2901	0
JaRaP	Jan Raajya Party	Reg Unrecognized Party	1	0	2543	0

Party Abbreviation	Party Name	Party Type	No Of Contestants	Seats Won	Votes By Party	Votes %
JaRaPa	Jan Raksha Party	Reg Unrecognized Party	1	0	1318	0
JSMP	Jan Samanta Party	Reg Unrecognized Party	1	0	357	0
JSK	Jan Sevak Party	Reg Unrecognized Party	1	0	4489	0
JSEP	Jan Shakti Ekta Party	Reg Unrecognized Party	3	0	6636	0
JND	Jan-Nyay Dal	Reg Unrecognized Party	1	0	4719	0
JanSP	Janral Samaj Party	Reg Unrecognized Party	1	0	944	0
JDR	Janta Dal Rashtravadi	Reg Unrecognized Party	9	0	53864	0.01
JRPa	Janta Raj Party	Reg Unrecognized Party	2	0	3846	0
JAP	Jantantra Party	Reg Unrecognized Party	2	0	2249	0
JPS	Janvadi Party(Socialist)	Reg Unrecognized Party	12	0	47690	0.01
JKM	Jawan Kisan Morcha	Reg Unrecognized Party	1	0	2711	0
JJ	Jebamani Janata	Reg Unrecognized Party	1	0	1517	0
JHAP	Jharkhand Anushilan Party	Reg Unrecognized Party	3	0	12240	0
JDP	Jharkhand Disom Party	Reg Unrecognized Party	19	0	109843	0.02
JMM(U)	Jharkhand Mukti Morcha (Ulgulan)	Reg Unrecognized Party	1	0	3512	0
JKP	Jharkhand Party	Reg Unrecognized Party	4	0	203869	0.04
JKP(N)	Jharkhand Party (Naren)	Reg Unrecognized Party	3	0	16670	0
JVD	Jharkhand Vikas Dal	Reg Unrecognized Party	2	0	10870	0
KS	Kalinga Sena	Reg Unrecognized Party	3	0	21143	0
kajp	Kalyankari Jantantrik Party	Reg Unrecognized Party	4	0	4839	0
KDC	Kamarajar Deseeya Congress	Reg Unrecognized Party	1	0	1345	0
KCVF	Kannada Chalavali Vatal Paksha	Reg Unrecognized Party	1	0	707	0
KAP	Karunaadu Party	Reg Unrecognized Party	10	0	33172	0.01
KMBS	Kisan Majdoor Berojgar Sangh	Reg Unrecognized Party	2	0	7839	0
KOKD	Kosal Kranti Dal	Reg Unrecognized Party	1	0	8448	0
KVD	Krantikari Vikas Dal	Reg Unrecognized Party	3	0	7541	0
LPI(V)	Labour Party of India (V.V. Prasad)	Reg Unrecognized Party	1	0	1993	0

Party Abbreviation	Party Name	Party Type	No Of Contestants	Seats Won	Votes By Party	Votes %
LB	Lok Bharati	Reg Unrecognized Party	8	0	13399	0
LD	Lok Dal	Reg Unrecognized Party	21	0	48198	0.01
LPR	Lok Parivartan Party(DC)	Reg Unrecognized Party	3	0	4396	0
LSP	Lok Satta Party	Reg Unrecognized Party	7	0	169648	0.03
LS	Lok Shakti	Reg Unrecognized Party	1	0	3722	0
LPSP	Lokpriya Samaj Party	Reg Unrecognized Party	3	0	13304	0
LKJP	Loktantrik Janata Party (Secular)	Reg Unrecognized Party	3	0	10026	0
LoRP	Loktantrik Rashrtavadi Party	Reg Unrecognized Party	2	0	1491	0
LSWP	Loktantrik Samajwadi Party	Reg Unrecognized Party	2	0	2820	0
MaSP	Mahajana Socialist Party	Reg Unrecognized Party	4	0	22023	0
MHD	Mahamukti Dal	Reg Unrecognized Party	1	0	2482	0
MD	Mahan Dal	Reg Unrecognized Party	3	0	22774	0
MAHP	Mahanwadi Party	Reg Unrecognized Party	1	0	2101	0
MPS(T)	Maharashtra Parivartan Sena (T)	Reg Unrecognized Party	10	0	13339	0
MVA	Maharashtra Vikas Aghadi	Reg Unrecognized Party	2	0	2979	0
MaSPa	Mahila Swabhiman Party	Reg Unrecognized Party	1	0	2425	0
MKUP	Majdoor Kisan Union Party	Reg Unrecognized Party	1	0	362	0
MBT	Majlis Bachao Tahreek	Reg Unrecognized Party	4	0	11347	0
mmsp	Majlis Markaz-e-Siyasee Party	Reg Unrecognized Party	1	0	959	0
MMKA	Makkal Manadu Katchi	Reg Unrecognized Party	7	0	8468	0
MMM	Manav Mukti Morcha	Reg Unrecognized Party	1	0	4409	0
MaJP	Manavadhikar Janshakti Party	Reg Unrecognized Party	1	0	997	0
MwSP	Manavtawadi Samaj Party	Reg Unrecognized Party	7	0	17890	0
MDPF	Manipur Democratic Peoples's Front	Reg Unrecognized Party	1	0	2005	0
MAMAK	Manithaney Makkal Katchi	Reg Unrecognized Party	1	0	236679	0.04
MDMK	Marumalarchi Dravida Munnetra Kazhagam	Reg Unrecognized Party	7	0	1417535	0.26
MCO	Marxist Co-Ordination	Reg Unrecognized Party	1	0	110185	0.02

Party Abbreviation	Party Name	Party Type	No Of Contestants	Seats Won	Votes By Party	Votes %
MCPI	Marxist Communist Party of India (United)	Reg Unrecognized Party	5	0	13028	0
MEDP	Megh Desham Party	Reg Unrecognized Party	3	0	10490	0
MNDP	Minorities Democratic Party	Reg Unrecognized Party	6	0	11225	0
MOP	Moderate Party	Reg Unrecognized Party	1	0	5406	0
MOSP	Moolniwasi Samaj Party	Reg Unrecognized Party	2	0	4986	0
MBCOI	Most Backward Classes Of India	Reg Unrecognized Party	9	0	19417	0
MADP	Moulik Adhikar Party	Reg Unrecognized Party	3	0	15742	0
NEP	Nagrik Ekta Party	Reg Unrecognized Party	3	0	2917	0
NAP	Naitik Party	Reg Unrecognized Party	17	0	36181	0.01
NMK	Namadhu Makkal Katchi	Reg Unrecognized Party	1	0	2511	0
NRSN	Narayani Sena	Reg Unrecognized Party	1	0	1725	0
NDEP	National Development Party	Reg Unrecognized Party	1	0	3618	0
NAJC	National Janhit Congress (AB)	Reg Unrecognized Party	2	0	2196	0
NaLP	National Lokmat Party	Reg Unrecognized Party	1	0	3072	0
NLP	National Loktantrik Party	Reg Unrecognized Party	7	0	11174	0
NOC	National Organisation Congress	Reg Unrecognized Party	2	0	1202	0
NP	National Party	Reg Unrecognized Party	1	0	791	0
NTP	National Tiger Party	Reg Unrecognized Party	1	0	3251	0
nuzp	National Unionist Zamindara Party	Reg Unrecognized Party	3	0	124990	0.02
NYP	National Youth Party	Reg Unrecognized Party	2	0	1176	0
NBDP	Nav Bharat Democratic Party	Reg Unrecognized Party	9	0	16153	0
NBNP	Nava Bharat National Party	Reg Unrecognized Party	1	0	485	0
NNP	Navbharat Nirman Party	Reg Unrecognized Party	1	0	441	0
NPT	Navodyam Party	Reg Unrecognized Party	1	0	1455	0
NADP	Naya Daur Party	Reg Unrecognized Party	12	0	15965	0
NJC	Nehru Janhit Congress	Reg Unrecognized Party	1	0	1463	0
aicp	New All India Congress Party	Reg Unrecognized Party	3	0	3778	0

Party Abbreviation	Party Name	Party Type	No Of Contestants	Seats Won	Votes By Party	Votes %
NIP	New India Party	Reg Unrecognized Party	2	0	5082	0
NSBP	Nirjatita Samaj Biplabi Party	Reg Unrecognized Party	1	0	3829	0
ojm	Odisha Jan Morcha	Reg Unrecognized Party	3	0	44397	0.01
PPI	Parcham Party of India	Reg Unrecognized Party	1	0	4082	0
PSJP	Parivartan Samaj Party	Reg Unrecognized Party	1	0	433	0
PDS	Party for Democratic Socialism	Reg Unrecognized Party	7	0	22267	0
PCHVP	Paschimanchal Vikas Party	Reg Unrecognized Party	2	0	28775	0.01
PECP	Peace Party	Reg Unrecognized Party	51	0	518726	0.09
PWPI	Peasants And Workers Party of India	Reg Unrecognized Party	3	0	497721	0.09
PPIS	People's Party of India(secular)	Reg Unrecognized Party	1	0	331	0
PG	Peoples Guardian	Reg Unrecognized Party	1	0	7222	0
PHRC	Poorvanchal Rashtriya Congress	Reg Unrecognized Party	4	0	4852	0
PRCP	Prabuddha Republican Party	Reg Unrecognized Party	11	0	19470	0
pms	Pragatisheel Magahi Samaj	Reg Unrecognized Party	1	0	3076	0
PMSP	Pragatisheel Manav Samaj Party	Reg Unrecognized Party	9	0	39038	0.01
PGSP	Pragatisheel Samaj Party	Reg Unrecognized Party	2	0	4052	0
PAP	Prajatantra Aadhar Party	Reg Unrecognized Party	1	0	698	0
PRSP	Prajatantrik Samadhan Party	Reg Unrecognized Party	5	0	21284	0
pjdl	Prem Janata Dal	Reg Unrecognized Party	3	0	28681	0.01
PRISM	Prism	Reg Unrecognized Party	1	0	2694	0
PBI	Proutist Bloc, India	Reg Unrecognized Party	3	0	6509	0
PSS	Proutist Sarva Samaj	Reg Unrecognized Party	4	0	15368	0
PLP	Punjab Labour Party	Reg Unrecognized Party	1	0	1386	0
PT	Puthiya Tamilagam	Reg Unrecognized Party	1	0	262812	0.05
PPOI	Pyramid Party of India	Reg Unrecognized Party	38	0	185449	0.03
QED	Qaumi Ekta Dal	Reg Unrecognized Party	9	0	354578	0.06
RJVP	Rajasthan Vikas Party	Reg Unrecognized Party	3	0	8152	0

Party Abbreviation	Party Name	Party Type	No Of Contestants	Seats Won	Votes By Party	Votes %
ravp	Rajnaitik Vikalp Party	Reg Unrecognized Party	6	0	38992	0.01
RDHP	Rajyadhikara Party	Reg Unrecognized Party	1	0	4112	0
RCMP	Rani Chennamma Party	Reg Unrecognized Party	2	0	2803	0
RSWD	Rashtra Sewa Dal	Reg Unrecognized Party	1	0	6994	0
RVNP	Rashtravadi Janata Party	Reg Unrecognized Party	5	0	8713	0
RPP(LB)	Rashtrawadi Parivartan Party (L.B.)	Reg Unrecognized Party	1	0	1195	0
RWSP	Rashtrawadi Samaj Party	Reg Unrecognized Party	2	0	2181	0
RAPa	Rashtriya Aam Party	Reg Unrecognized Party	2	0	3408	0
RAHM	Rashtriya Ahinsa Manch	Reg Unrecognized Party	7	0	13185	0
RaAD	Rashtriya Ambedkar Dal	Reg Unrecognized Party	1	0	4327	0
RsAD	Rashtriya Apna Dal	Reg Unrecognized Party	3	0	12366	0
RBCP	Rashtriya Bahujan Congress Party	Reg Unrecognized Party	2	0	5799	0
RBHP	Rashtriya Bahujan Hitay Party	Reg Unrecognized Party	3	0	1842	0
RaBaP	Rashtriya Bandhutwa Party	Reg Unrecognized Party	1	0	1521	0
RAC	Rashtriya Congress (Babu Jagjivanram)	Reg Unrecognized Party	2	0	4527	0
RaCP	Rashtriya Congress(J) Party	Reg Unrecognized Party	1	0	7650	0
RADP	Rashtriya Deshaj Party	Reg Unrecognized Party	4	0	38322	0.01
REP	Rashtriya Ekta Party	Reg Unrecognized Party	1	0	601	0
RGD	Rashtriya Garib Dal	Reg Unrecognized Party	1	0	1111	0
RGOP	Rashtriya Gondvana Party	Reg Unrecognized Party	2	0	10142	0
RAIM	Rashtriya Independent Morcha	Reg Unrecognized Party	1	0	16299	0
RJJM	Rashtriya Jan-Jagram Morcha	Reg Unrecognized Party	1	0	7147	0
RJAP	Rashtriya Janadhikar Party	Reg Unrecognized Party	1	0	415	0
RaJSP	Rashtriya Janadhikar Suraksha Party	Reg Unrecognized Party	8	0	32514	0.01
RJNP	Rashtriya Janasachetan Party (R.J.P.)	Reg Unrecognized Party	7	0	18206	0
RJM	Rashtriya Jankranti Morcha	Reg Unrecognized Party	1	0	4647	0
RaJPa	Rashtriya Jankranti Party	Reg Unrecognized Party	1	0	217	0

Party Abbreviation	Party Name	Party Type	No Of Contestants	Seats Won	Votes By Party	Votes %
RJ	Rashtriya Janmorcha	Reg Unrecognized Party	2	0	1145	0
RtJP	Rashtriya Janpriya Party	Reg Unrecognized Party	1	0	4117	0
RJP(E)	Rashtriya Janshakti Party(Eklavya)	Reg Unrecognized Party	1	0	2654	0
RshJP	Rashtriya Janshanti Party	Reg Unrecognized Party	1	0	1571	0
RtrJP	Rashtriya Janta Party	Reg Unrecognized Party	1	0	1526	0
RJPK	Rashtriya Janwadi Party (Krantikari)	Reg Unrecognized Party	5	0	10797	0
RJAVP	Rashtriya Jatigat Aarakshan Virodhi Party	Reg Unrecognized Party	1	0	259	0
RAKP	Rashtriya Karmyog Party	Reg Unrecognized Party	2	0	2096	0
RKEP	Rashtriya Komi Ekta Party	Reg Unrecognized Party	1	0	1254	0
RTKP	Rashtriya Kranti Party	Reg Unrecognized Party	4	0	4112	0
RKSP	Rashtriya Krantikari Samajwadi Party	Reg Unrecognized Party	9	0	46756	0.01
BLSP	Rashtriya Lok Samta Party	Reg Unrecognized Party	4	3	1078473	0.19
RMGP	Rashtriya mahan Gantantra Party	Reg Unrecognized Party	3	0	2872	0
RaMSP	Rashtriya Manav samman Party	Reg Unrecognized Party	1	0	1572	0
RMOP	RASHTRIYA MORCHA PARTY	Reg Unrecognized Party	1	0	927	0
RND	Rashtriya Naujawan Dal	Reg Unrecognized Party	2	0	6192	0
RPD	Rashtriya Parivartan Dal	Reg Unrecognized Party	2	0	95644	0.02
RPC(S)	Rashtriya Praja Congress (Secular)	Reg Unrecognized Party	2	0	2025	0
RRP	Rashtriya Rashtrawadi Party	Reg Unrecognized Party	1	0	2225	0
RSPS	Rashtriya Samaj Paksha	Reg Unrecognized Party	5	0	458580	0.08
RSMD	Rashtriya Samanta Dal	Reg Unrecognized Party	8	0	30880	0.01
RSSDP	Rashtriya Sant Sandesh Party	Reg Unrecognized Party	1	0	3283	0
RrSP	Rashtriya Sarvajan Party	Reg Unrecognized Party	1	0	4215	0
RSD	Rashtriya Sawarn Dal	Reg Unrecognized Party	1	0	665	0
RSOSP	Rashtriya Shoshit Samaj Party	Reg Unrecognized Party	1	0	1054	0
RUC	Rashtriya Ulama Council	Reg Unrecognized Party	8	0	56324	0.01
raup	Rashtriya Uttarakhand Party	Reg Unrecognized Party	1	0	1629	0

Party Abbreviation	Party Name	Party Type	No Of Contestants	Seats Won	Votes By Party	Votes %
RVMP	Rashtriya Vikas Manch Party	Reg Unrecognized Party	1	0	1434	0
RVP	Rashtriya Vikas Party	Reg Unrecognized Party	1	0	2396	0
RVLP	RASHTRIYA VIKLANG PARTY	Reg Unrecognized Party	2	0	2958	0
RaIP	Rastriya Insaaf Party	Reg Unrecognized Party	2	0	4219	0
RPS	Rayalaseema Parirakshana Samithi	Reg Unrecognized Party	1	0	4521	0
rdsc	Regional Democratic Secular Congress	Reg Unrecognized Party	2	0	10800	0
RBC	Republican Backward Congress	Reg Unrecognized Party	1	0	6265	0
RBS	Republican Bahujan Sena	Reg Unrecognized Party	2	0	2910	0
RP(K)	Republican Paksha (Khoripa)	Reg Unrecognized Party	8	0	70924	0.01
RPI	Republican Party of India	Reg Unrecognized Party	16	0	94802	0.02
RPI(A)	Republican Party of India (A)	Reg Unrecognized Party	44	0	199848	0.04
RPI(KH)	Republican Party of India (Khobragade)	Reg Unrecognized Party	8	0	23110	0
RPIE	Republican Party of India Ektavadi	Reg Unrecognized Party	1	0	910	0
RSPK(B)	Revolutionary Socialist Party of Kerala (Bolshevik) RSP.B	Reg Unrecognized Party	1	0	43051	0.01
STR	Samaikya Telugu Rajyam	Reg Unrecognized Party	1	0	6517	0
sps	Samaikyandhra Parirakshana Samithi	Reg Unrecognized Party	2	0	4870	0
SWJP	Samajwadi Jan Parishad	Reg Unrecognized Party	2	0	10008	0
SJP(R)	Samajwadi Janata Party (Rashtriya)	Reg Unrecognized Party	13	0	59756	0.01
SaSaP	Samajwadi Samaj Party	Reg Unrecognized Party	1	0	4947	0
skd	Samata Kranti Dal	Reg Unrecognized Party	5	0	20910	0
SAP	Samata Party	Reg Unrecognized Party	10	0	21635	0
SamSP	Samata Samadhan Party	Reg Unrecognized Party	6	0	16501	0
SAMO	Samruddha Odisha	Reg Unrecognized Party	2	0	9794	0
SaVP	Samta Vikas Party	Reg Unrecognized Party	1	0	763	0
SARP	Samtawadi Republican Party	Reg Unrecognized Party	5	0	9561	0
SPP	Samyak Parivartan Party	Reg Unrecognized Party	10	0	30805	0.01
ssrd	Sanatan Sanskriti Raksha Dal	Reg Unrecognized Party	4	0	7115	0

Party Abbreviation	Party Name	Party Type	No Of Contestants	Seats Won	Votes By Party	Votes %
SaBP	Sankhyanupati Bhagidari Party	Reg Unrecognized Party	5	0	16078	0
SSAD	Sanyukt Samajwadi Dal	Reg Unrecognized Party	2	0	6788	0
SVPP	Sardar Vallabhnbhai Patel Party	Reg Unrecognized Party	1	0	394	0
SJPA	Sarva Janata Party	Reg Unrecognized Party	7	0	15474	0
SSKP	Sarva Samaj Kalyan Party	Reg Unrecognized Party	4	0	10239	0
SKLP	Sarvajan Kalyan Loktantrik Party	Reg Unrecognized Party	4	0	19253	0
SSPD	SARVAJAN SAMAJ PARTY (D)	Reg Unrecognized Party	3	0	6681	0
SaDa	Sarvshreshth Dal	Reg Unrecognized Party	1	0	2329	0
SSBD	Shakti Sena (Bharat Desh)	Reg Unrecognized Party	2	0	4465	0
SAD(M)	Shiromani Akali Dal (Amritsar)(Simranjit Singh Mann)	Reg Unrecognized Party	9	0	35516	0.01
SVRP	Shivrajya Party	Reg Unrecognized Party	1	0	944	0
SSD	Shoshit Samaj Dal	Reg Unrecognized Party	4	0	16446	0
shsap	Shoshit Sandesh Party	Reg Unrecognized Party	1	0	2982	0
SHP	Shramajeevi Party	Reg Unrecognized Party	1	0	8003	0
SKM	Sikkim Krantikari Morcha	Reg Unrecognized Party	1	0	121956	0.02
SLAP	Social Action Party	Reg Unrecognized Party	1	0	682	0
SDPI	SOCIAL DEMOCRATIC PARTY OF INDIA	Reg Unrecognized Party	29	0	396522	0.07
SJD	Socialist Janata (Democratic)	Reg Unrecognized Party	1	0	307597	0.06
SP(I)	Socialist Party (India)	Reg Unrecognized Party	16	0	41516	0.01
SLP(L)	Socialist Party (Lohia)	Reg Unrecognized Party	1	0	1997	0
SRP	Socialist Republican Party	Reg Unrecognized Party	2	0	6512	0
SUCI	SOCIALIST UNITY CENTRE OF INDIA (COMMUNIST)	Reg Unrecognized Party	80	0	520959	0.09
SDP	Socialistic Democratic Party	Reg Unrecognized Party	2	0	17435	0
SBSP	Suheldev Bhartiya Samaj Party	Reg Unrecognized Party	13	0	118947	0.02
SWP	Swabhimani Paksha	Reg Unrecognized Party	2	1	1105073	0.2
S(J)	Swaraj (J)	Reg Unrecognized Party	3	0	14152	0
SWPI	Swarajya Party Of India	Reg Unrecognized Party	4	0	11361	0

Party Abbreviation	Party Name	Party Type	No Of Contestants	Seats Won	Votes By Party	Votes %
SWSP	Swatantra Samaj Party	Reg Unrecognized Party	1	0	4016	0
TNMC	Tamil Nadu Makkal Congress	Reg Unrecognized Party	10	0	49038	0.01
TECPI	Telangana Communist Party of India	Reg Unrecognized Party	1	0	2311	0
TLP	Telangana Loksatta Party	Reg Unrecognized Party	2	0	2568	0
Ipi	The Lok Party of India	Reg Unrecognized Party	4	0	5804	0
TRMRPPI	The Religion of Man Revolving Political Party of India	Reg Unrecognized Party	1	0	1071	0
TTNC	Thrinamool Tamil Nadu Congress	Reg Unrecognized Party	1	0	474	0
TPGC	Tripura Pragatishil Gramin Congress	Reg Unrecognized Party	2	0	8952	0
UMK	Ulzaipali Makkal Katchy	Reg Unrecognized Party	8	0	9194	0
UPI	Union Party of India	Reg Unrecognized Party	1	0	944	0
UCPI	United Communist Party of India	Reg Unrecognized Party	3	0	6472	0
UPRP	Uttar Pradesh Republican Party	Reg Unrecognized Party	1	0	542	0
UPP	UTTARAKHAND PARIVARTAN PARTY	Reg Unrecognized Party	1	0	2045	0
VAJP	Vanchit Jamat Party	Reg Unrecognized Party	1	0	350	0
VIP	VANCHITSAMAJ INSAAF PARTY	Reg Unrecognized Party	8	0	23991	0
VJCP	Vichara Jagruthi Congress Paksha	Reg Unrecognized Party	1	0	3972	0
VCK	Viduthalai Chiruthaigal Katchi	Reg Unrecognized Party	2	0	606110	0.11
VHS	Vishva Hindustani Sangathan	Reg Unrecognized Party	3	0	2880	0
VSP	Vishva SHakti Party	Reg Unrecognized Party	1	0	263	0
VoP	Voters Party	Reg Unrecognized Party	1	0	1089	0
WPOI	Welfare Party Of India	Reg Unrecognized Party	25	0	228642	0.04
YuS	Yuva Sarkar	Reg Unrecognized Party	2	0	4578	0
YSRCP	YSRCP	Reg Unrecognized Party	38	9	13991280	2.53
IND	Independent Candidates	Independent Candidates	3235	3	16743719	3.02
TOTAL			8251	543	547801604	98.92
				NOTA VOTES	6000197	1.08
				TOTAL VOTES	553801801	100

Table 1-3: List of Participating Political Parties and Seats Contested

Vote Share and Representativeness of Winners

CONTENTS

CHAPTER 2: VOTE SHARE AND REPRESENTATIVENESS OF WINNERS	31
Representation of political parties	31
Vote Share of Winners.....	34
Representativeness	36
None of the Above	39
Comparative Analysis	40
Candidates with criminal cases and their Vote Share and Representativeness	41

TABLES

TABLE 2-1: NO. OF POLITICAL PARTIES AND CANDIDATES.....	31
TABLE 2-2: WINNERS WITH LESS THAN 20% OF VOTE SHARE	34
TABLE 2-3: WINNERS WITH REPRESENTATIVENESS OF MORE THAN 50%.....	36
TABLE 2-4: WINNERS WITH LESS THAN 20% REPRESENTATIVENESS	37
TABLE 2-5: TOP 10 CONSTITUENCIES WITH HIGHEST VOTES POLLED FOR NOTA.....	39
TABLE 2-6: CANDIDATES WITH CRIMINAL CASES AND THEIR VOTE SHARE AND REPRESENTATIVENESS	41

FIGURES

FIGURE 2-1: NO. OF POLITICAL PARTIES	31
FIGURE 2-2: CANDIDATES CONTESTING FROM DIFFERENT TYPES OF POLITICAL PARTIES	32
FIGURE 2-3: LOK SABHA SEATS DISTRIBUTION.....	33
FIGURE 2-4: COMPARATIVE ANALYSIS - VOTE SHARE OF WINNERS	34
FIGURE 2-5: NO. OF WINNERS - VOTE SHARE	35
FIGURE 2-6: PARTY-WISE WINNERS WITH LESS THAN 50% OF VOTE SHARE	35
FIGURE 2-7: COMPARATIVE ANALYSIS - REPRESENTATIVENESS OF WINNERS	36
FIGURE 2-8: NO. OF WINNERS - REPRESENTATIVENESS	38
FIGURE 2-9: PARTY-WISE WINNERS WITH LESS THAN 40% OF REPRESENTATIVENESS	38
FIGURE 2-10: VOTE SHARE AND CRIMINALITY	40
FIGURE 2-11: REPRESENTATIVENESS AND CRIMINALITY	40

Chapter 2

Vote Share and Representativeness of Winners

Representation of political parties

In the Lok Sabha 2014 elections, 464 political parties and Independents were in the fray. These included, six national political parties, 39 state political parties and 419 registered unrecognized parties. In comparison, during the 2009 Lok Sabha elections, 363 political parties were in the fray. This reflects an increase of 28% in the number of political parties that contested the election in 2014 from 2009.

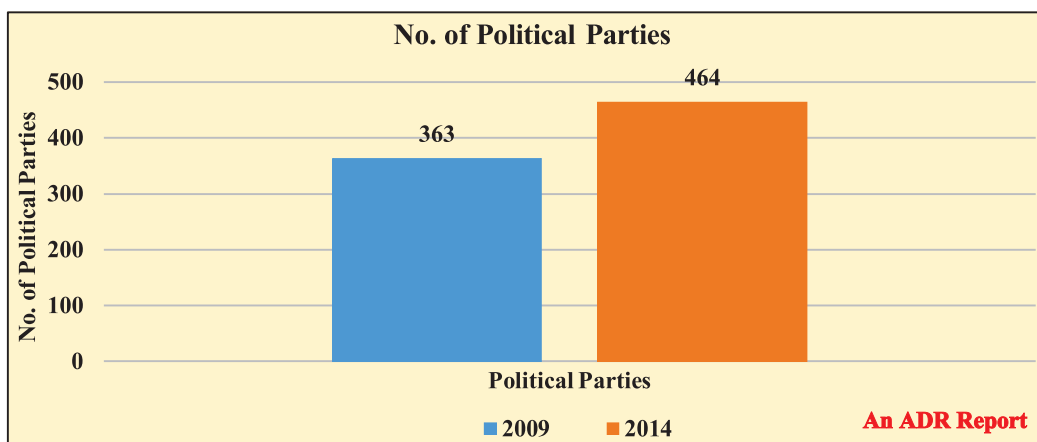


Figure 2-1: No. of Political Parties

Count	Lok Sabha 2009					Lok Sabha 2014				
	National Political Parties	State Political Parties	Registered Unrecognized Parties	INDs	Total	National Political Parties	State Political Parties	Registered Unrecognized Parties	INDs	Total
No. of Parties	7	34	322	NA	363	6	39	419	NA	464
No. of Candidates	1623	394	2222	3831	8070	1591	1375	2050	3235	8251

Table 2-1: No. of Political Parties and Candidates

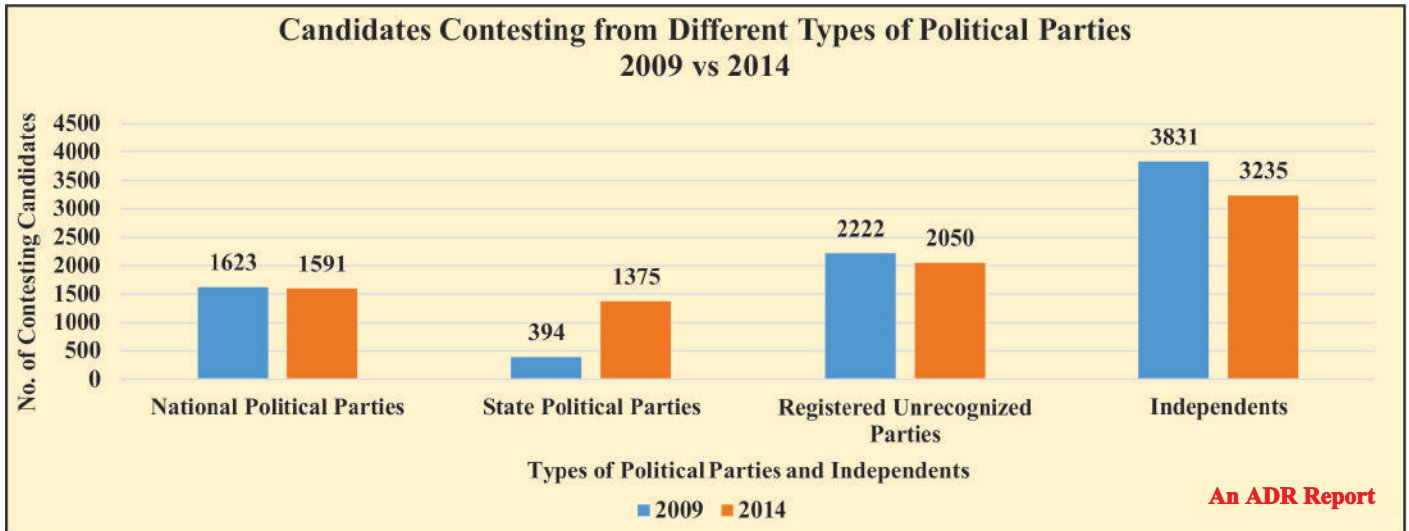


Figure 2-2: Candidates Contesting from Different Types of Political Parties

The 6 national political parties won 342 Lok Sabha seats out of 543 seats, with Bhartiya Janata Party winning 282 seats, Indian National Congress, 44 seats; CPI(M), 9 seats; NCP, 6 seats and CPI with one seat.

The 34 state political parties won in total 182 Lok Sabha seats, with AIADMK winning the most number of Lok Sabha seats among state political parties with 37 seats followed by AITC winning 34 seats, BJD winning 20 seats, Shiv Sena with 18 seats and Telugu Desam with 16 seats etc.

Among the 415 registered unrecognized political parties, YSRCP won 9 Lok Sabha seats and Independents won 3 seats in total.

Lok Sabha 2014 Seats Distribution

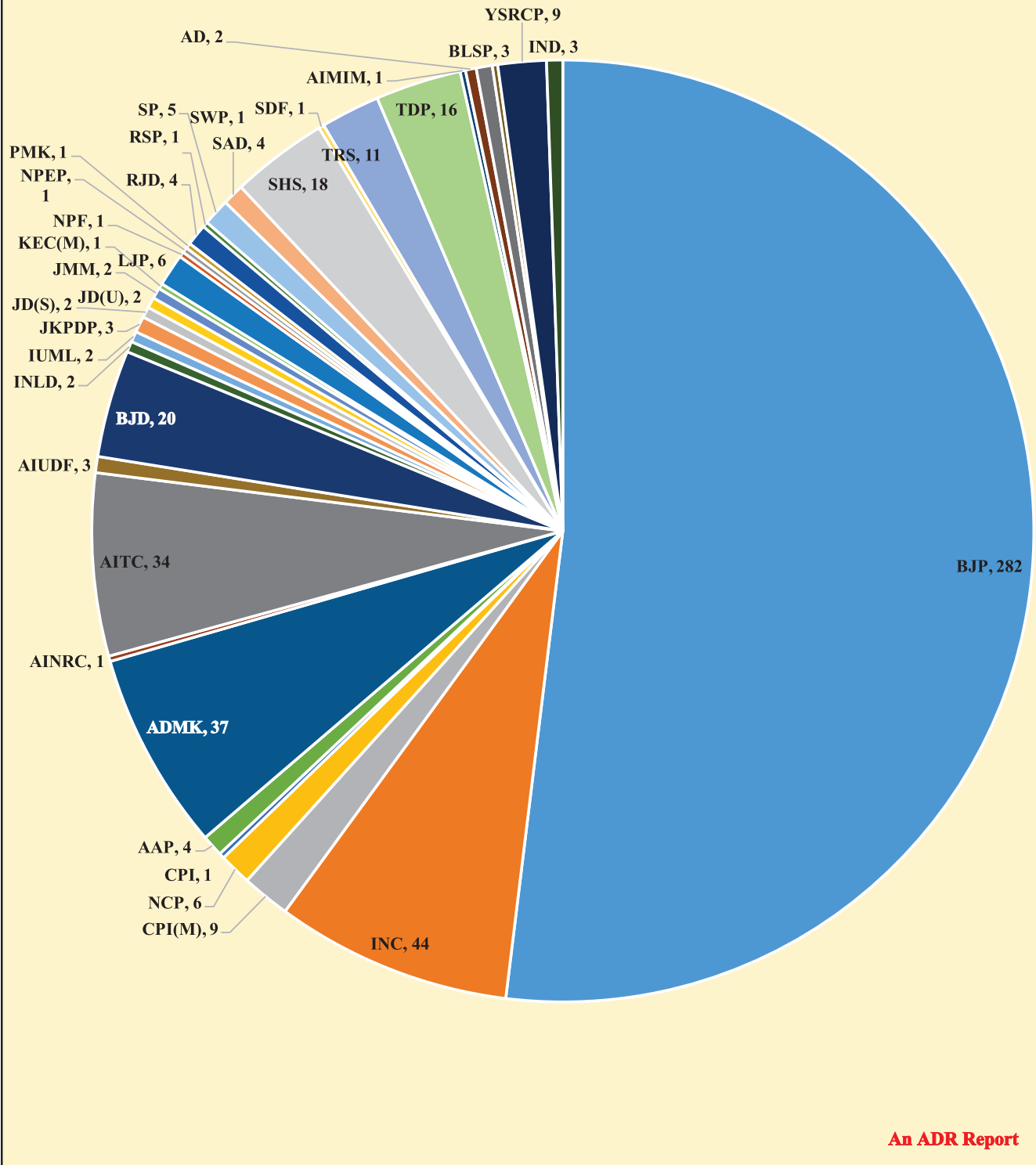


Figure 2-3: Lok Sabha Seats Distribution

Vote Share of Winners

The percentage of vote share was calculated by dividing the votes polled for the winner by the total number of valid votes. This value represents the percentage of votes won by the winning candidate among the total number of valid votes polled.

$$\text{Vote Share} = \frac{(\text{Total Votes Polled for Winner})}{(\text{Total No. of Valid Votes Polled})}$$

The winners of the Lok Sabha 2014 elections won by an average of 47% of total votes polled. In Lok Sabha elections 2009, the winners won by an average of 44% of total votes polled.

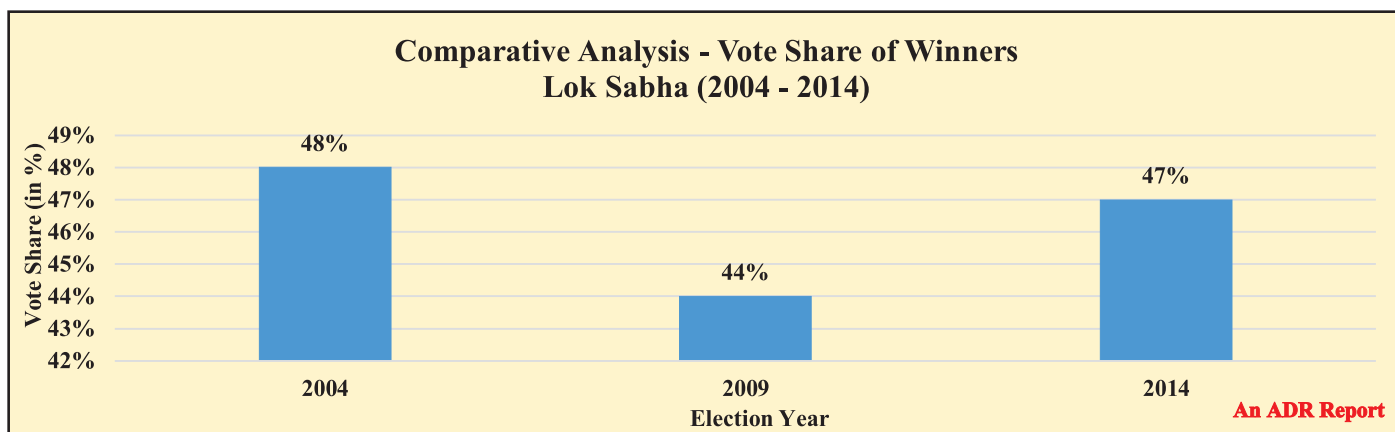


Figure 2-4: Comparative Analysis - Vote Share of Winners

331 (61%) winners won with less than 50% of total votes polled in their constituency while 99 (18%) winners won with less than 40% of total votes polled in their constituency and 4 winners won with less than 30% of total votes polled in their constituency. The winners who attained the least vote share during the Lok Sabha elections in 2014 were;

S.No.	Winners	Party	State	Constituency	Total Registered Voters	Total Votes Polled	Total Votes Polled for Winner	% Vote Share
1	Thupstan Chhewang	BJP	Jammu & Kashmir	Ladakh	1,66,763	1,18,029	31,111	26%
2	Ravneet Singh Bittu	INC	Punjab	Ludhiana	15,61,201	11,00,457	3,00,459	27%
3	Prof. Azmeera Seetaram Naik	TRS	Telangana	Mahabubabad	13,87,343	11,24,370	3,20,569	29%
4	Md. Salim	CPI(M)	West Bengal	Raiganj	13,87,526	11,08,193	3,17,515	29%

Table 2-2: Winners with less than 20% of Vote Share

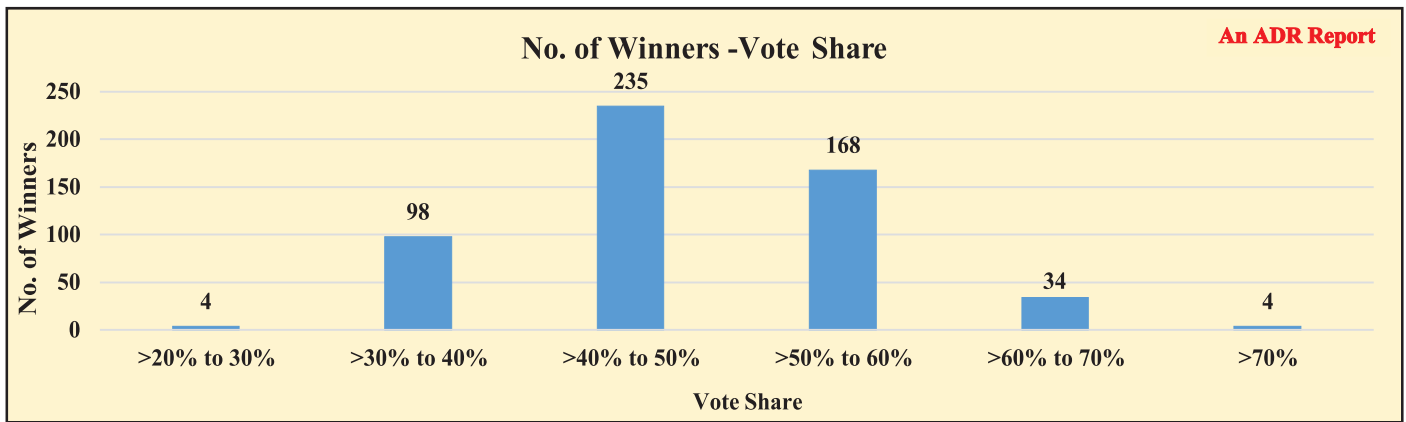


Figure 2-5: No. of Winners - Vote Share

Out of 282 winners of BJP, 142 (50%) won with less than 50% of total votes polled in their constituency. 37 (84%) out of 44 winners from INC, 30 (81%) out of 37 winners from AIADMK, 28 (82%) out of 34 winners from AITC, 13 (65%) out of 20 winners from BJD and 6 (33%) out of 18 winners from Shiv Sena won with less than 50% of total votes polled in their constituency.

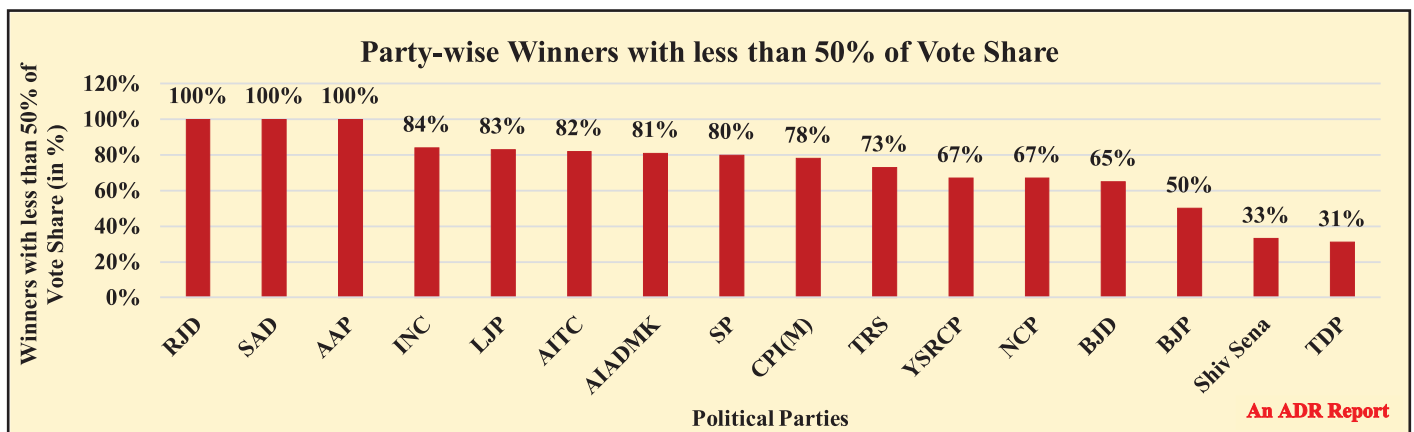


Figure 2-6: Party-wise Winners with less than 50% of Vote Share

Winners with highest vote share: Jardosh Darshnaben Vikrambhai of BJP from Surat Constituency won with a vote share of 76% of total votes polled from his constituency. He is followed by Narendra Modi of BJP from Vadodara constituency with 73% of total votes polled and Patil Chandrakant Raghunath of BJP from Navsari constituency with 71% of total votes polled in the constituency.

Representativeness

The percentage of representativeness was calculated by dividing the votes polled for the winner by the electorate i.e. the total number of registered voters. This value represents the percentage of votes won by the winning candidate among the total number of registered voters in the constituency.

$$\text{Representativeness} = \frac{(\text{Total Votes Polled for Winner})}{(\text{Total No. of Registered Voters})}$$

All the winners of the Lok Sabha 2014 elections won with an average of 31% of the total registered voters. This implies that the winners represent on an average, 31% of the total electorate. In Lok Sabha elections 2009, the winners won by an average of 26% of the total registered voters. This implies that the winners in 2009, represented on an average, 26% of the total electorate.

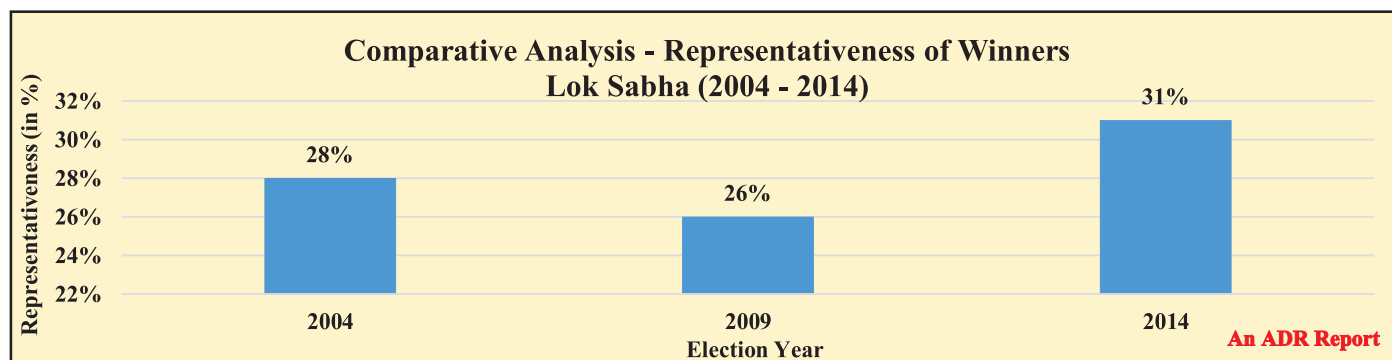


Figure 2-7: Comparative Analysis - Representativeness of Winners

Winners with Representativeness of more than 50%: Only 4 MPs out of 543 showed representativeness of more than 50% and they are:

Constituency	Winners	Party	Total Registered Voters	Total Votes Polled for Winner	% of Representativeness
Nagaland	Neiphiu Rio	NPF	11,82,948	7,13,372	60%
Tripura East	Jitendra Choudhury	CPI(M)	11,40,269	6,23,771	55%
Tripura West	Sankar Prasad Datta	CPI(M)	12,48,550	6,71,665	54%
Vadodara	Narendra Modi	BJP	16,38,321	8,45,464	52%

Table 2-3: Winners with Representativeness of more than 50%

475 (87%) winners won with less than 40% of total registered voters in their constituency while 211 (39%) winners won with less than 30% of total registered voters in their constituency and 19 candidates have won with less than 20% of total registered voters in their constituency. The winners who attained the least representativeness during the Lok Sabha elections in 2014 were;

S. No.	Winners	Party	State	Constituency	Total Registered Voters	Total Votes Polled	Total Votes Polled for Winner	% of Representativeness
1	Tariq Hameed Karra	JKPDP	Jammu & Kashmir	Srinagar	12,05,233	3,12,212	1,57,923	13%
2	Muzaffar Hussain Baig	JKPDP	Jammu & Kashmir	Baramulla	11,90,745	4,65,992	1,75,277	15%
3	Mehbooba Mufti	JKPDP	Jammu & Kashmir	Anantnag	13,01,023	3,75,279	2,00,429	15%
4	Ch.Malla Reddy	TDP	Andhra Pradesh	Malkajgiri	31,83,325	16,20,397	5,23,336	16%
5	Kaushlendra Kumar	JD(U)	Bihar	Nalanda	19,51,967	9,21,761	3,21,982	16%
6	Jagdambika Pal	BJP	Uttar Pradesh	Domariyaganj	17,61,415	9,35,027	2,98,845	17%
7	Manoj Sinha	BJP	Uttar Pradesh	Ghazipur	18,01,519	9,86,673	3,06,929	17%
8	Ram Chandra Paswan	LJP	Bihar	Samastipur	15,03,005	8,63,199	2,70,401	18%
9	Sharad Tripathi	BJP	Uttar Pradesh	Sant Kabir Nagar	19,04,327	10,11,649	3,48,892	18%
10	Chirag Kumar Paswan	LJP	Bihar	Jamui	15,50,936	7,75,639	2,85,354	18%
11	Jaiprakash Narayan Yadav	RJD	Bihar	Banka	15,49,456	8,99,353	2,85,150	18%
12	Thupstan Chhewang	BJP	Jammu & Kashmir	Ladakh	1,66,763	1,18,029	31,111	19%
13	Shyama Charan Gupta	BJP	Uttar Pradesh	Allahabad	16,66,569	8,91,582	3,13,772	19%
14	Vinod Kumar	BJP	Uttar Pradesh	Kaushambi	17,38,994	9,10,038	3,31,593	19%
15	Rama Kishore Singh	LJP	Bihar	Vaishali	15,87,202	9,25,937	3,05,450	19%
16	Ravneet Singh Bittu	INC	Punjab	Ludhiana	15,61,201	11,00,457	3,00,459	19%
17	Daddan Mishra	BJP	Uttar Pradesh	Shrawasti	17,88,080	9,79,638	3,45,964	19%
18	Harish Chandra	BJP	Uttar Pradesh	Basti	18,47,613	10,48,534	3,57,680	19%
19	Ashwini Kumar Choubey	BJP	Bihar	Buxar	16,40,567	8,88,204	3,19,012	19%

Table 2-4: Winners with less than 20% Representativeness

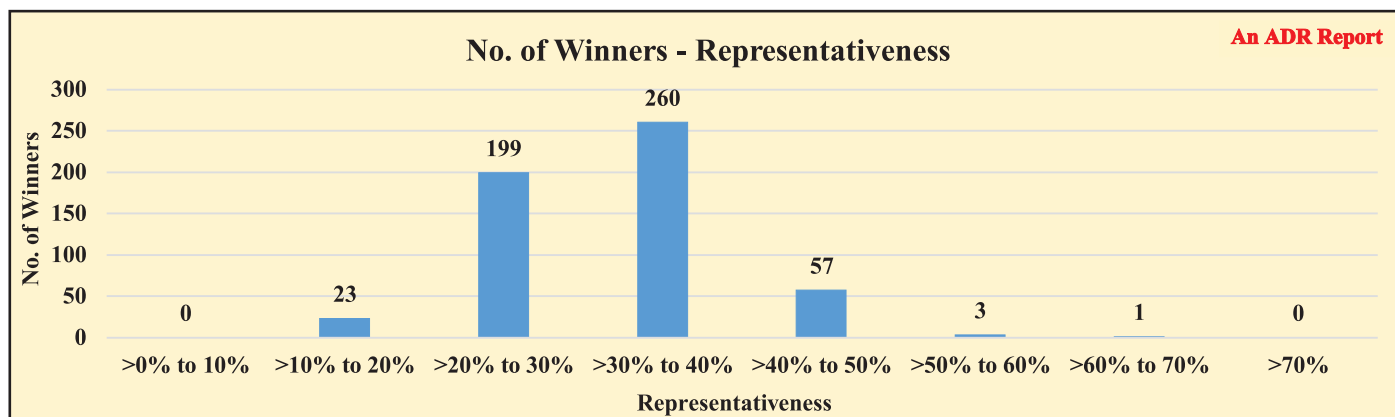


Figure 2-8: No. of Winners - Representativeness

Out of 282 winners of BJP, 250 (89%) have won with less than 40% of votes out of total registered voters in their constituency. 42(95%) out of 44 winners from INC, 34 (92%) out of 37 winners from AIADMK, 27 (79%) out of 34 winners from AITC, 18 (90%) out of 20 winners from BJD and all 18 winners from Shiv Sena won with less than 40% of votes out of total registered voters in their constituency.

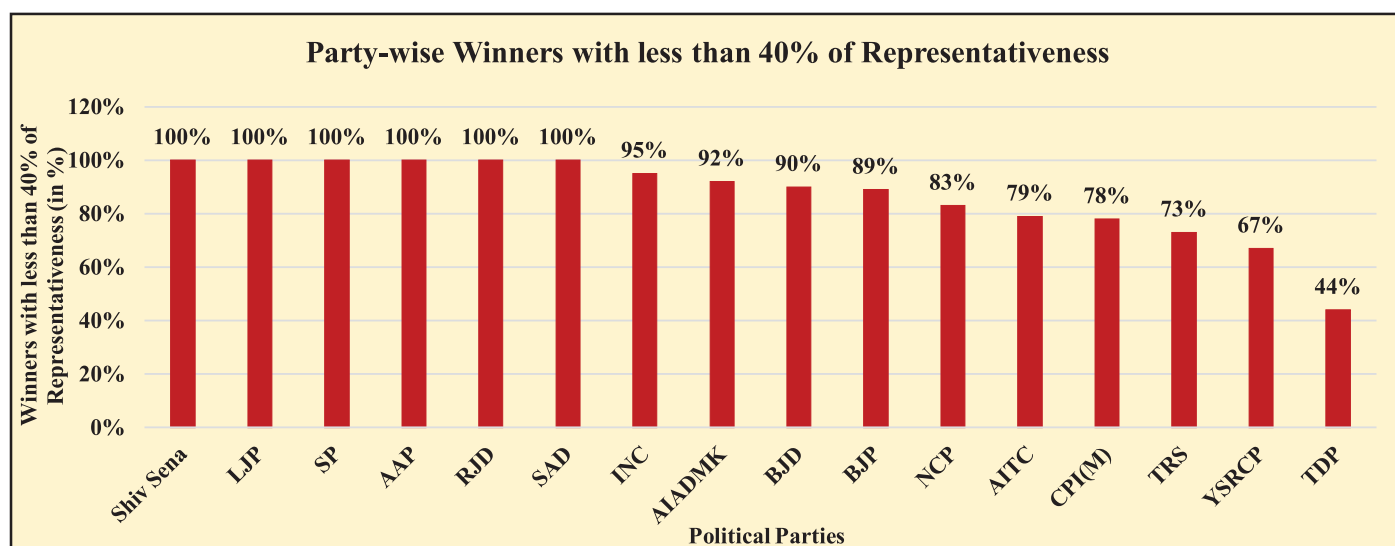


Figure 2-9: Party-wise Winners with less than 40% of Representativeness

Winners with lowest representativeness: Tariq Hameed Karra from Srinagar constituency won with 13% out of the total registered voters in the constituency followed by Muzaffar Hussain Baig from Baramulla constituency and Mehbooba Mufti from Anantnag constituency, both with 15% out of the total registered voters in their constituency. All three winners are from JKDPDP.

None of the Above

The NOTA button instated by the ECI in 2013 gave the voters an option of rejecting all the candidates in their constituency. The total number of votes polled for the None-of-the-Above option were 60,00,197 (more than 60 lakhs) votes during the 2014 Lok Sabha elections. This is 1.08% of total votes polled, the highest percentage of votes polled for NOTA being in Bastar constituency, Chhattisgarh with 38772 (5.04%) votes polled followed by Nilgiris constituency, Tamil Nadu with 46559 (4.99%) votes polled for NOTA and 44408 (4.34%) votes in Nabarangpur constituency, Odisha.

The top ten constituencies with highest votes polled for NOTA are as follows:

S.No.	State	Constituency	Winner	Party	Polling %	Total Registered Voters	Total Votes Polled	Total Votes Polled for Winner	Total Votes Polled by NOTA	NOTA %
1	Chhattisgarh	Bastar	Dinesh Kashyap	BJP	59%	12,98,059	7,69,913	3,85,829	38,772	5.04%
2	Tamil Nadu	Nilgiris	Gopala krishnan- C.	AIADMK	74%	12,69,163	9,33,076	4,63,700	46,559	4.99%
3	Orissa	Nabarangpur	Balabhadra Majhi	BJD	79%	12,97,210	10,22,172	3,73,887	44,408	4.34%
4	Meghalaya	Tura	Purno Agitok Sangma	NPP	78%	5,86,501	4,58,071	2,39,301	19,185	4.19%
5	Gujarat	Dahod	Bhabhor Jasvantsinh Sumanbhai	BJP	64%	14,11,765	9,00,381	5,11,111	32,305	3.59%
6	Jharkhand	Singbhum	Laxman Giluwa	BJP	69%	11,52,570	7,95,286	3,03,131	27,037	3.40%
7	Bihar	Samastipur	Ram Chandra Paswan	LJP	57%	15,03,005	8,63,199	2,70,401	29,211	3.38%
8	Orissa	Koraput	Jhina Hikaka	BJD	76%	13,00,437	9,89,444	3,95,109	33,232	3.36%
9	Jharkhand	Khunti	Karia Munda	BJP	66%	11,11,852	7,36,955	2,69,185	23,816	3.23%
10	Chhattisgarh	Kanker	Vikram Usendi	BJP	70%	14,47,774	10,16,943	4,65,215	31,917	3.14%

Table 2-5: Top 10 constituencies with highest votes polled for NOTA

Comparative Analysis

The total votes for winners with criminal cases, serious criminal cases and clean records were calculated separately. The vote share of the winners with criminal cases was calculated by dividing the total votes polled for winners with criminal cases with the total votes polled for those constituencies where the said winners contested from. Similarly, the vote share of winners with serious criminal cases and winners with a clean record were calculated.

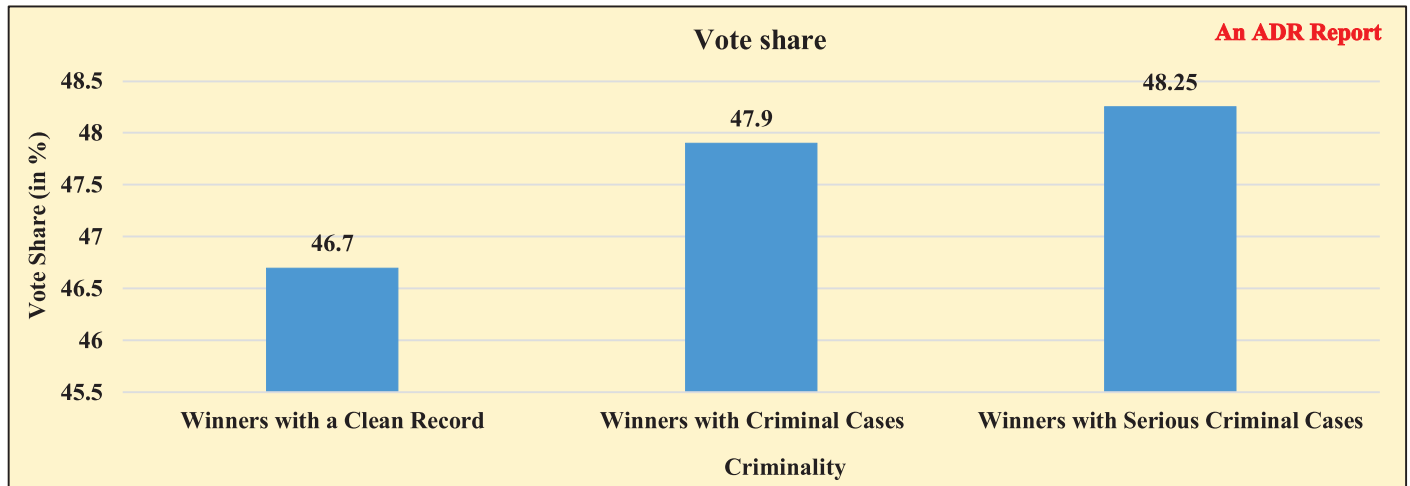


Figure 2-10: Vote Share and Criminality

The representativeness of winners with criminal cases was calculated by dividing the total votes polled for winners with criminal cases with the total electorate in those constituencies where the said winners contested from. Similarly, the representativeness of winners with serious criminal cases and winners with a clean record were calculated.

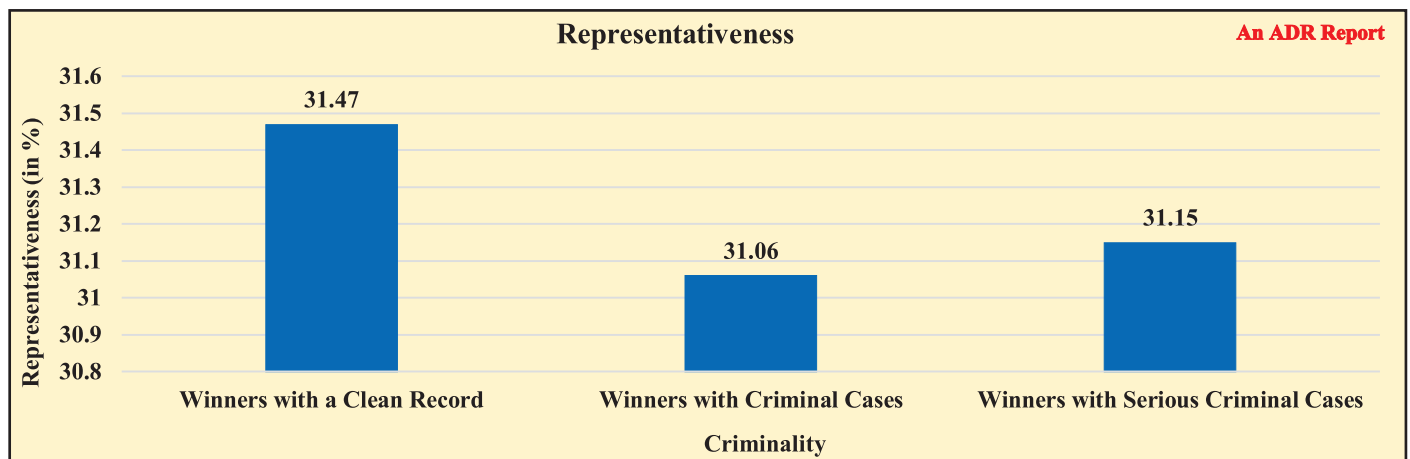


Figure 2-11: Representativeness and Criminality

There appears to be only a slight difference between the vote share and representativeness of winners with criminal cases and winners with a clean record. Winners with criminal cases and serious criminal cases garner marginally higher vote share than the winners with a clean record. However, the representativeness of winners with a clean record is marginally higher than the ones with criminal cases and serious criminal cases.

Candidates with criminal cases and their Vote Share and Representativeness

	Total Votes Polled for Winner	Total Voters	Total Electorate	Vote Share (in %)	Representativeness (in %)
Candidates with Criminal Cases	9,00,84,748 9 Crore+	18,80,68,286 18 Crore+	28,99,84,407 28 Crore+	47.90	31.07
Candidates with Serious Criminal Cases	5,51,41,342 5 Crore+	11,42,74,054 11 Crore+	17,69,68,543 17 Crore+	48.25	31.16
Clean Candidates	17,12,85,689 17 Crore+	36,60,38,811 36 Crore+	54,41,60,826 54 Crore+	46.79	31.48
Total	26,10,94,632 26 Crore+	55,38,01,801 55 Crore+	83,41,01,479 83 Crore+	47.15	31.30

Table 2-6: Candidates with Criminal Cases and their Vote Share and Representativeness

Criminal Background

CONTENTS

CHAPTER 3: CRIMINAL BACKGROUND.....	46
Criteria for serious criminal cases	46
Detailed Analysis of Candidates with Criminal Cases.....	47
Candidates with Cases related to Murder.....	55
Candidates with Cases related to Attempt to Murder	56
Candidates with cases related to Causing Communal Disharmony	57
Candidates with cases related to Crimes against Women	58
Candidates with cases related to Robbery and Dacoity	59
Candidates with cases related to Kidnapping	60
Red Alert Constituencies.....	61
Detailed Analysis of MPs with Criminal Cases	70
Chances of Winning for a Candidate with Criminal Cases.....	73
Constituency wise analysis of criminality.....	75
Analysis of Criminal Cases Declared by the newly-elected Lok Sabha MPs in view of the Supreme Court order dated 10th of March, 2014.....	76
Charges which fall under Section 8(1) of the Representation of People's Act	77
Summary and Highlights	79
Details of Criminal Cases Declared by MPs which fall under Section 8(1) of the RP Act.....	82
List of MPs with criminal cases which fall under Section 8(3) of the RP Act.....	85

TABLES

TABLE 3-1: PARTY-WISE PERCENTAGE OF CANDIDATES WITH CRIMINAL CASES.....	48
TABLE 3-2: PARTY-WISE CANDIDATES WITH CASES RELATED TO MURDER.....	55
TABLE 3-3: CANDIDATES WITH CASES OF ATTEMPT TO MURDER	56
TABLE 3-4: CANDIDATES WITH CASES RELATED TO CAUSING COMMUNAL DISHARMONY.....	57
TABLE 3-5: CANDIDATES WITH CASES RELATED TO CRIMES AGAINST WOMEN	58
TABLE 3-6: CANDIDATES WITH CASES RELATED TO ROBBERY AND DACOITY	59
TABLE 3-7: CANDIDATES WITH CASES RELATED TO KIDNAPPING	60
TABLE 3-8: RED ALERT CONSTITUENCIES.....	61
TABLE 3-9: MPs WITH SELF-DECLARED CRIMINAL CASES.....	70
TABLE 3-10: PARTY-WISE CHANCES OF WINNING FOR CANDIDATES WITH CRIMINAL CASES.....	74
TABLE 3-11: CONSTITUENCY WISE ANALYSIS OF CRIMINALITY	75
TABLE 3-12: CHARGES WHICH FALL UNDER SECTION 8(1) OF THE RP ACT - IPC SECTIONS	77
TABLE 3-13: CHARGES WHICH FALL UNDER SECTION 8(1) OF THE RP ACT - ACTS	78
TABLE 3-14: 10 MPs WHO HAVE DECLARED CRIMINAL CASES WHERE CHARGES HAVE BEEN FRAMED WHICH FALL UNDER BOTH SECTION 8(1) AND 8(2) OF THE RP ACT	79
TABLE 3-15: MPs WITH HIGHEST NUMBER OF DECLARED CRIMINAL CASES WHERE CHARGES HAVE BEEN FRAMED WHICH FALL UNDER SECTION 8(1) AND/OR 8(3) OF THE RP ACT.....	80
TABLE 3-16: PARTY WISE MPs WITH DECLARED CRIMINAL CASES WHERE CHARGES HAVE BEEN FRAMED WHICH FALL UNDER SECTION 8(1) AND/OR 8(3) OF THE RP ACT	80

TABLE 3-17: FIRST TIME LOK SABHA MPs WITH DECLARED CRIMINAL CASES WHERE CHARGES HAVE BEEN FRAMED WHICH FALL UNDER SECTION 8(1) AND/OR 8(3) OF THE RP ACT.....	81
TABLE 3-18: DETAILS OF CRIMINAL CASES DECLARED BY MPs WHICH FALL UNDER SECTION 8(1) OF THE RP ACT	82
TABLE 3-19: LIST OF MPs WITH CRIMINAL CASES WHICH FALL UNDER SECTION 8(3) OF THE RP ACT.....	85

FIGURES

FIGURE 3-1: CRITERIA FOR SERIOUS CRIMINAL CASES.....	46
FIGURE 3-2: CANDIDATES WITH CRIMINAL CASES (2004 TO 2014).....	46
FIGURE 3-3: MPs WITH CRIMINAL CASES (2004 TO 2014)	47
FIGURE 3-4: PARTY-WISE PERCENTAGE OF CANDIDATES WITH CRIMINAL CASES.....	47
FIGURE 3-5: NO. OF CANDIDATES ACCORDING TO CATEGORIES OF CRIMINAL CASES.....	54
FIGURE 3-6: PARTY-WISE CANDIDATES WITH CASES RELATED TO MURDER	55
FIGURE 3-7: CANDIDATES WITH CASES OF ATTEMPT TO MURDER	56
FIGURE 3-8: CANDIDATES WITH CASES RELATED TO CAUSING COMMUNAL DISHARMONY	57
FIGURE 3-9: CANDIDATES WITH CASES RELATED TO CRIMES AGAINST WOMEN.....	58
FIGURE 3-10: CANDIDATES WITH CASES RELATED TO ROBBERY AND DACOITY	59
FIGURE 3-11: CANDIDATES WITH CASES RELATED TO KIDNAPPING.....	60
FIGURE 3-12: MPs WITH CRIMINAL CASES.....	71
FIGURE 3-13: NO. OF MPs ACCORDING TO CATEGORIES OF CRIMINAL CASES	72
FIGURE 3-14: PARTY-WISE CHANCES OF WINNING FOR CANDIDATES WITH CRIMINAL CASES.....	74
FIGURE 3-15: CONSTITUENCY WISE ANALYSIS OF CRIMINALITY	75
FIGURE 3-16: MPs WITH CRIMINAL CASES - CHARGES FRAMES AND COURT TAKING COGNIZANCE.....	77
FIGURE 3-17: NO. OF MPs WITH CASES WHICH FALL UNDER SECTION 8(1) AND/OR 8(3) OF THE RP ACT	80

Chapter 3

Criminal Background

Criteria for serious criminal cases

1. Offence for which maximum punishment is of 5 years or more.
2. If an offence is non-bailable.
3. If it is an electoral offence (for eg. IPC 171E or bribery).
4. Offence related to loss to exchequer.
5. Offences that are assault, murder, kidnap, rape related.
6. Offences that are mentioned in Representation of the People Act (Section 8).
7. Offences under Prevention of Corruption Act.
8. Crimes against women.

Figure 3-1: Criteria for serious criminal cases

Out of the 8205 candidates analysed, 1404 (17%) candidates declared criminal cases against themselves. Out of 7669 candidates analysed during Lok Sabha 2009 elections, 1158 (15%) candidates had declared criminal cases against themselves. 908 (11%) candidates declared serious criminal cases including cases related to murder, attempt to murder, communal disharmony, kidnapping, crimes against women etc. Out of 7669 candidates analysed during Lok Sabha 2009 elections, 608 (8%) candidates had declared serious criminal cases against themselves.

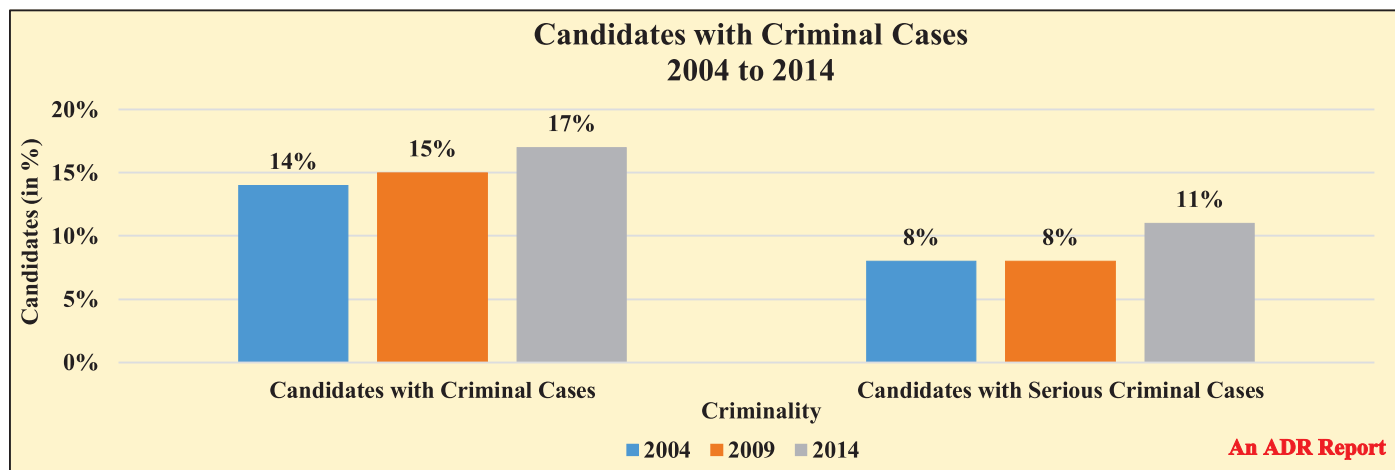


Figure 3-2: Candidates with Criminal Cases (2004 to 2014)

Out of the 542 winners analysed, 185(34%) winners have declared criminal cases against themselves. Out of 520 winners analysed during Lok Sabha 2009 elections, 158 (30%) winners had declared criminal cases against themselves. 119(22%) winners have declared serious criminal cases including cases related to murder, attempt to murder, communal disharmony, kidnapping, crimes against women etc. Out of 520 winners analysed during Lok Sabha 2009 elections, 78 (15%) winners had declared serious criminal cases against themselves.

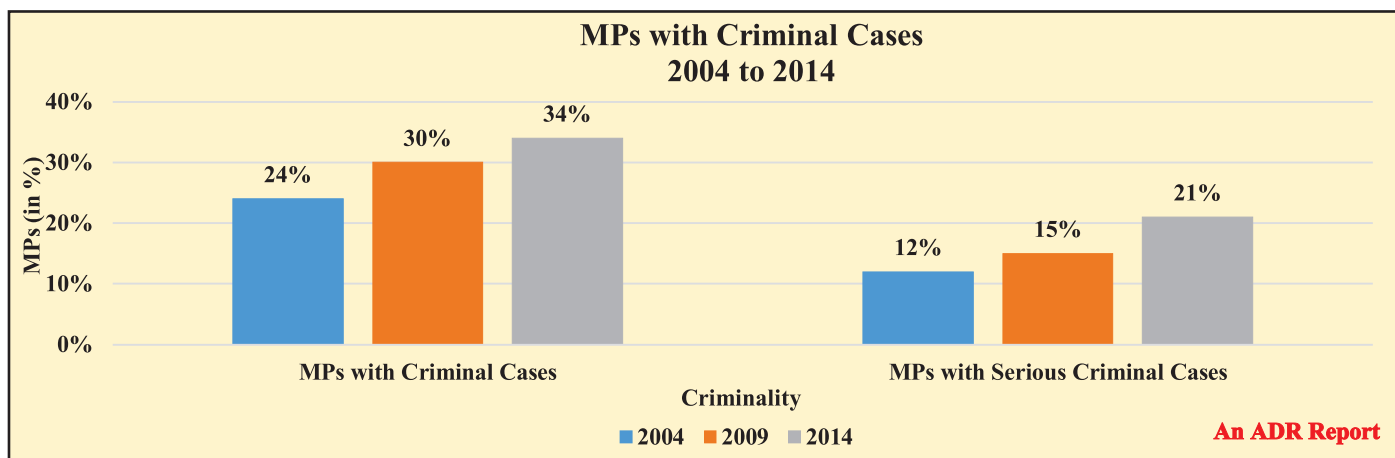


Figure 3-3: MPs with Criminal Cases (2004 to 2014)

Detailed Analysis of Candidates with Criminal Cases

- Party wise Candidates with Criminal Cases:** 128 (28%) out of 463 candidates from INC, 139 (33%) out of 426 candidates from BJP, 65 (15%) out of 429 candidates from AAP, 115(23%) out of 502 candidates fielded by BSP and 309 (10%) out of 3213 Independent candidates declared criminal cases against themselves in their affidavits.
- Party wise Candidates with Serious Criminal Cases:** 64(14%) out of 463 candidates from INC, 89 (21%) out of 426 candidates from BJP, 42 (10%) out of 429 candidates from AAP, 76(15%) out of 502 candidates fielded by BSP and 189 (6%) out of 3213 Independent candidates declared serious criminal cases against themselves in their affidavits.

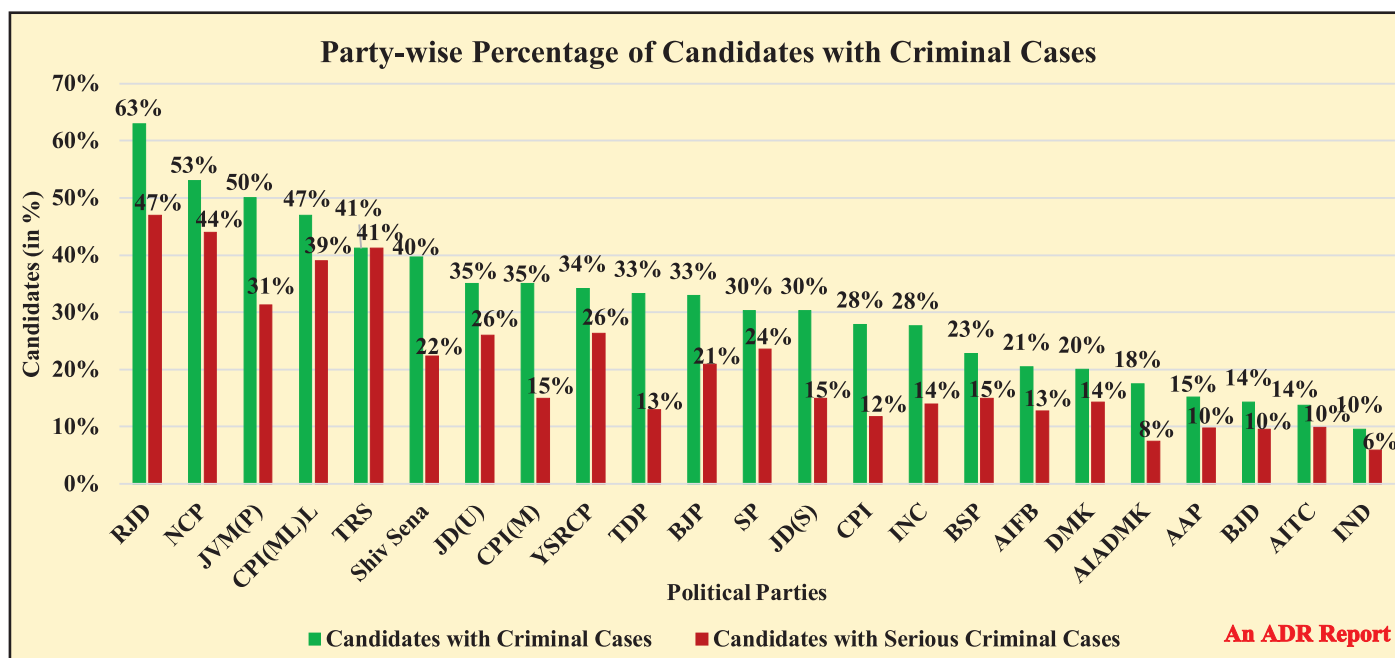


Figure 3-4: Party-wise Percentage of Candidates with Criminal Cases

Party Name	Total number of candidates analysed	candidates with declared criminal cases	% of candidates with declared criminal cases	candidates with declared serious criminal cases	% of candidates with declared serious criminal cases
BSP	502	115	23%	76	15%
INC	463	128	28%	64	14%
AAP	429	65	15%	42	10%
BJP	426	139	33%	89	21%
BAHUJAN MUKTI PARTY	232	33	14%	20	9%
SP	195	59	30%	46	24%
AITC	131	18	14%	13	10%
JD(U)	93	33	36%	24	26%
CPI(M)	92	32	35%	14	15%
CPI(ML)L	81	38	47%	32	40%
SUCI(C)	80	10	13%	8	10%
CPI	67	19	28%	8	12%
SHS	58	23	40%	13	22%
PEACE PARTY	51	12	24%	8	16%
CPI(ML) RED STAR	46	8	17%	3	7%
RPI(A)	44	4	9%	3	7%
AIADMK	40	7	18%	3	8%
AIFB	39	8	21%	5	13%
PYRAMID PARTY OF INDIA	38	1	3%	1	3%
YSRCP	38	13	34%	10	26%
NCP	36	19	53%	16	44%
DMK	35	7	20%	5	14%
AMBEDKARITE PARTY OF INDIA	34	1	3%	1	3%
JD(S)	33	10	30%	5	15%
TDP	30	10	33%	4	13%
RJD	30	19	63%	14	47%
BHARTIYA SHAKTI CHETNA PARTY	30	1	3%	1	3%
SDPI	29	17	59%	9	31%
JAI MAHA BHARATH PARTY	27	1	4%	1	4%
GGP	27	3	11%	3	11%
JAI SAMAIKYANDHRA PARTY	27	5	19%	3	11%
WELFARE PARTY OF INDIA	25	2	8%	2	8%
IUML	25	1	4%	1	4%
BHARIPA BAHUJAN MAHASANGHA	23	4	17%	3	13%
LOK DAL	21	1	5%	1	5%
JMM	21	6	29%	5	24%
BJD	21	3	14%	2	10%
JHARKHAND DISOM PARTY	19	3	16%	2	11%

Party Name	Total number of candidates analysed	candidates with declared criminal cases	% of candidates with declared criminal cases	candidates with declared serious criminal cases	% of candidates with declared serious criminal cases
AIUDF	18	4	22%	3	17%
TRS	17	7	41%	7	41%
NAITIK PARTY	17	2	12%	2	12%
AMRA BANGALEE	16	2	13%	1	6%
RPI	16	1	6%	1	6%
JVM(P)	16	8	50%	5	31%
SOCIALIST PARTY (INDIA)	15	1	7%	1	7%
HINDUSTAN JANTA PARTY	15	1	7%	1	7%
DMDK	14	5	36%	3	21%
SAMAJWADI JANATA PARTY (RASHTRIYA)	13	4	31%	4	31%
SUHELDEV BHARTIYA SAMAJ PARTY	12	4	33%	4	33%
AGP	12	1	8%	1	8%
PRABUDDHA REPUBLICAN PARTY	11	2	18%	2	18%
JANVADI PARTY(SOCIALIST)	11	1	9%	1	9%
RLD	10	3	30%	3	30%
CHHATTISGARH SWABHIMAN MANCH	10	1	10%	1	10%
KARUNAADU PARTY	10	1	10%	1	10%
SAMATA PARTY	10	4	40%	3	30%
SAMYAK PARIVARTAN PARTY	10	1	10%	1	10%
AJSU PARTY	10	4	40%	3	30%
MNS	10	8	80%	6	60%
AMBEDKAR NATIONAL CONGRESS	10	2	20%	1	10%
TAMIL NADU MAKKAL CONGRESS	10	2	20%	1	10%
AAMA ODISHA PARTY	9	2	22%	1	11%
PRAGATISHEEL MANAV SAMAJ PARTY	9	1	11%	0	0%
NAV BHARAT DEMOCRATIC PARTY	9	3	33%	2	22%
SAD(A)(SIMRANJIT SINGH MANN)	9	1	11%	1	11%
PMK	9	5	56%	4	44%
JANTA DAL RASHTRAVADI	9	1	11%	0	0%
QAUMI EKTA DAL	9	2	22%	2	22%
RASHTRIYA KRANTIKARI SAMAJWADI PARTY	9	2	22%	2	22%
BAHUJAN SANGHARSHH DAL	9	1	11%	0	0%

Party Name	Total number of candidates analysed	candidates with declared criminal cases	% of candidates with declared criminal cases	candidates with declared serious criminal cases	% of candidates with declared serious criminal cases
REPUBLICAN PAKSHA (KHORIPA)	8	2	25%	1	13%
MOST BACKWARD CLASSES OF INDIA	8	1	13%	1	13%
BHARAT VIKAS MORCHA	8	1	13%	1	13%
ABHM	8	1	13%	1	13%
RASHTRIYA ULAMA COUNCIL	8	3	38%	3	38%
VANCHITSAMAJ INSAAF PARTY	8	2	25%	1	13%
MDMK	7	5	71%	2	29%
LJP	7	4	57%	3	43%
PARTY FOR DEMOCRATIC SOCIALISM	7	2	29%	1	14%
APNA DAL	7	3	43%	3	43%
NPP	7	1	14%	0	0%
RASHTRIYA JANASACHETAN PARTY (R.J.P.)	7	1	14%	1	14%
INDIAN CHRISTIAN SECULAR PARTY	6	2	33%	1	17%
RSP	6	1	17%	0	0%
BAJIKANACHAL VIKAS PARTY	6	1	17%	1	17%
RAJNAITIK VIKALP PARTY	6	1	17%	1	17%
SANKHYANUPATI BHAGIDARI PARTY	5	1	20%	0	0%
SAMATA KRANTI DAL	5	2	40%	2	40%
JAI PRAKASH JANATA DAL	5	1	20%	0	0%
ALL INDIA MAJLIS-E-ITTEH-ADUL MUSLIMEEN	5	2	40%	2	40%
DEMOCRATIC BHARATIYA SAMAJ PARTY	5	1	20%	1	20%
AKHIL BHARATIYA MUSLIM LEAGUE (SECULAR)	5	3	60%	3	60%
JKPDP	5	1	20%	0	0%
SAMATA SAMADHAN PARTY	5	1	20%	1	20%
BHARATIYA NATIONAL JANTA DAL	4	1	25%	0	0%
SHOSHIT SAMAJ DAL	4	1	25%	0	0%
AMBEDKARIST REPUBLICAN PARTY	4	1	25%	1	25%
DESIYA FORWARD BLOC	4	3	75%	3	75%
INDIAN SAVARN SAMAJ PARTY	4	1	25%	1	25%

Party Name	Total number of candidates analysed	candidates with declared criminal cases	% of candidates with declared criminal cases	candidates with declared serious criminal cases	% of candidates with declared serious criminal cases
BHARATIYA REPUBLICAN PAKSHA	4	1	25%	1	25%
RASHTRIYA LOK SAMTA PARTY	4	2	50%	2	50%
MAHAJANA SOCIALIST PARTY	4	1	25%	1	25%
SARVAJAN KALYAN LOK-TANTRIK PARTY	4	2	50%	2	50%
POORVANCHAL RASHTRIYA CONGRESS	4	1	25%	1	25%
THE LOK PARTY OF INDIA	4	1	25%	1	25%
JHARKHAND PARTY	4	2	50%	2	50%
BHARATIYA MOMIN FRONT	4	1	25%	1	25%
NEW ALL INDIA CONGRESS PARTY	3	2	67%	1	33%
ALL INDIA PEOPLES FRONT (RADICAL)	3	1	33%	1	33%
LOKPRIYA SAMAJ PARTY	3	1	33%	1	33%
JHARKHAND PARTY (NAREN)	3	1	33%	1	33%
VISHVA HINDUSTANI SANGATHAN	3	1	33%	1	33%
NAGRIK EKTA PARTY	3	2	67%	1	33%
KRANTIKARI VIKAS DAL	3	2	67%	1	33%
PEASANTS AND WORKERS PARTY OF INDIA	3	2	67%	1	33%
INDIAN LABOUR PARTY (AMBEDKAR PHULE)	2	1	50%	0	0%
MOOLNIWASI SAMAJ PARTY	2	1	50%	0	0%
SAMRUDDHA ODISHA	2	1	50%	1	50%
AGAR JAN PARTY	2	2	100%	1	50%
RASHTRIYA NAUJAWAN DAL	2	1	50%	1	50%
REPUBLICAN BAHUJAN SENA	2	1	50%	0	0%
SAMAIKYANDHRA PARIRAKSHANA SAMITHI	2	1	50%	0	0%
SOCIALIST REPUBLICAN PARTY	2	1	50%	1	50%
AADIVASI SENA PARTY	2	1	50%	0	0%
RASHTRIYA PRAJA CONGRESS (SECULAR)	2	2	100%	2	100%
RASHTRIYA AAM PARTY	2	1	50%	1	50%
B. C. UNITED FRONT	2	1	50%	1	50%
BHARAT BHRASHTACHAR MITAO PARTY	2	1	50%	1	50%
JHARKHAND VIKAS DAL	2	1	50%	0	0%

Party Name	Total number of candidates analysed	candidates with declared criminal cases	% of candidates with declared criminal cases	candidates with declared serious criminal cases	% of candidates with declared serious criminal cases
INDIGENOUS PEOPLES FRONT OF TRIPURA	2	1	50%	0	0%
SWABHIMANI PAKSHA	2	2	100%	2	100%
HJC(BL)	2	1	50%	1	50%
RANI CHENNAMMA PARTY	2	1	50%	1	50%
INDIAN BAHUJAN SANDESH PARTY (KANSHIRAM)	2	1	50%	1	50%
VIDUTHALAL CHIRUTHAIGAL KATCHI	2	2	100%	2	100%
TRIPURA PRAGATISHIL GRAMIN CONGRESS	2	1	50%	1	50%
AKHIL BHARATIYA ASHOK SENA	1	1	100%	1	100%
HINDUSTHAN PRAJA PAKSHA	1	1	100%	1	100%
RASHTRIYA BANDHUTWA PARTY	1	1	100%	1	100%
PEOPLES GUARDIAN	1	1	100%	1	100%
RASHTRIYA KOMI EKTA PARTY	1	1	100%	1	100%
GREAT INDIA PARTY	1	1	100%	1	100%
SOCIAL ACTION PARTY	1	1	100%	0	0%
VICHARA JAGRUTHI CONGRESS PAKSHA	1	1	100%	0	0%
MODERATE PARTY	1	1	100%	1	100%
MARXIST CO-ORDINATION	1	1	100%	1	100%
DEMOCRATIC PRAJAKRANTHI PARTY SECULARIST	1	1	100%	0	0%
MANAV MUKTI MORCHA	1	1	100%	1	100%
BAHUJAN VIKAS AAGHADI	1	1	100%	1	100%
BAHUJAN KRANTI PARTY (MARXWAD-AMBEDKAR-WAD)	1	1	100%	1	100%
RASHTRIYA EKTA PARTY	1	1	100%	0	0%
JAN RAKSHA PARTY	1	1	100%	1	100%
RASHTRA SEWA DAL	1	1	100%	1	100%
GOEMCARANCHO OTREC ASTRO	1	1	100%	0	0%
PUNJAB LABOUR PARTY	1	1	100%	0	0%
BHARTIYA JANTANTRIK JANATA DAL	1	1	100%	0	0%
PUTHIYA TAMILAGAM	1	1	100%	1	100%

Party Name	Total number of candidates analysed	candidates with declared criminal cases	% of candidates with declared criminal cases	candidates with declared serious criminal cases	% of candidates with declared serious criminal cases
MANITHANEYA MAKKAL KATCHI	1	1	100%	0	0%
AKHIL BHARTIYA MANAVATA PAKSHA	1	1	100%	1	100%
NAVA BHARAT NATIONAL PARTY	1	1	100%	0	0%
PARCHAM PARTY OF INDIA	1	1	100%	1	100%
REVOLUTIONARY SOCIALIST PARTY OF KERALA (B)	1	1	100%	1	100%
JAI BHARAT SAMANTA PARTY	1	1	100%	0	0%
NAMADHU MAKKAL KATCHI	1	1	100%	0	0%
AKHIL BHARTIYA VIKAS CONGRESS PARTY	1	1	100%	0	0%
SOCIALIST JANATA (DEMOCRATIC)	1	1	100%	1	100%
RASHTRIYA PARIVARTAN DAL	1	1	100%	1	100%
BIHAR JANTA PARTY	1	1	100%	1	100%
Others	676	0	0%	0	0%
IND	3213	309	10%	189	6%
Total	8205	1404	17%	908	11%

Table 3-1: Party-wise Percentage of Candidates with Criminal Cases

No. of Candidates According to Categories of Criminal Cases

An ADR Report

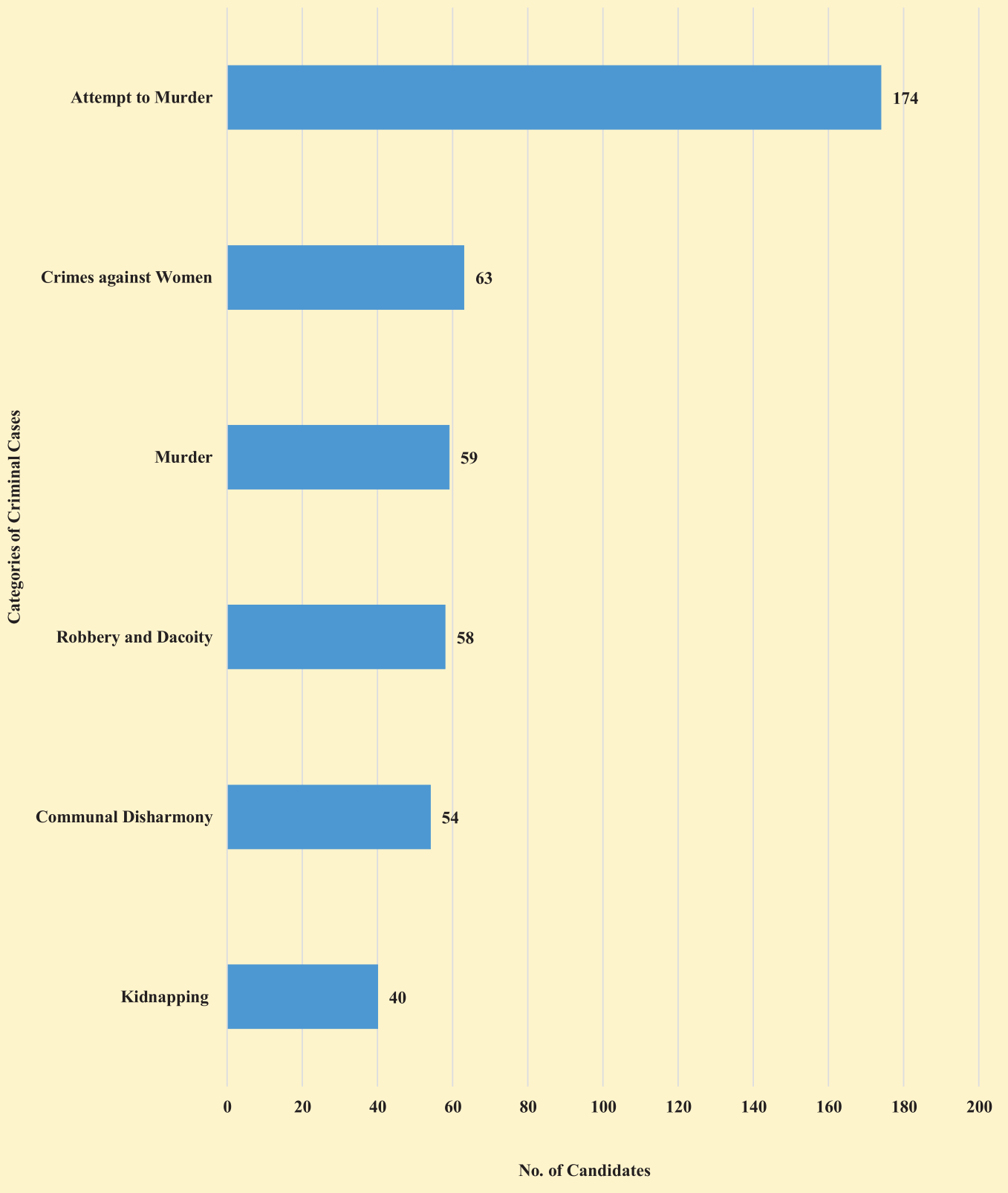


Figure 3-5: No. of Candidates According to Categories of Criminal Cases

Candidates with Cases related to Murder

59 candidates declared cases related to murder. Out of these 12 candidates were fielded by BSP, 4 candidates were fielded by BJP, CPI(ML)L and SP each, 3 candidates by RJD and JD(U) each, 1 candidate by INC, AAP, AITC, and CPI(M) each and 12 candidates were independents.

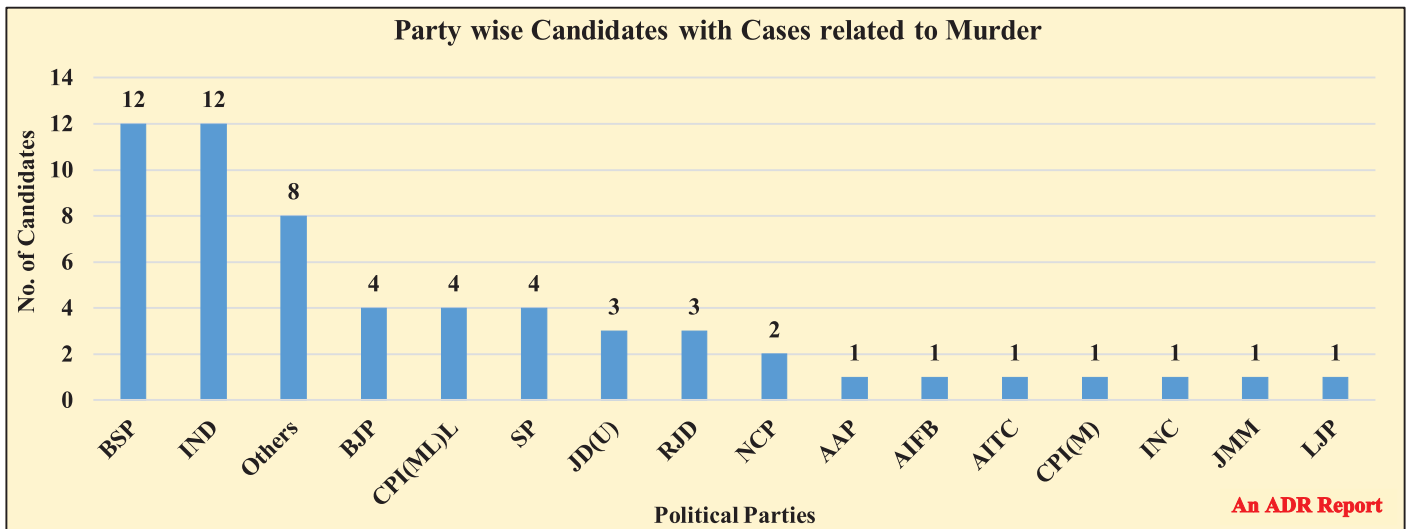


Figure 3-6: Party-wise Candidates with Cases related to Murder

Party	Total No. of Candidates Fielded by the Party	No. of Candidates with Cases of Murder	IPC Sections Considered
BSP	502	12	IPC Section - 302 (Murder) IPC Section - 304B (Dowry Death)
BJP	426	4	
CPI(ML)L	81	4	
SP	195	4	
JD(U)	93	3	
RJD	30	3	
AAP	429	1	
AIFB	39	1	
AITC	131	1	
CPI(M)	92	1	
INC	463	1	
JMM	21	1	
LJP	7	1	
NCP	36	2	
Others	2447	8	
IND	3213	12	
Total	8205	59	

Table 3-2: Party-wise Candidates with Cases related to Murder

Candidates with Cases related to Attempt to Murder

174 candidates declared cases of attempt to murder. Out of these, 19 candidates were fielded by BJP and CPI(ML)L each, 18 candidates by BSP, 14 candidates by SP, 7 candidates by AAP and JD(U) each, 6 candidates by AITC and INC each, 5 candidates by RJD, 4 candidates by JVM(P), 2 candidates by CPI(M) and DMK each and 27 candidates were independents.

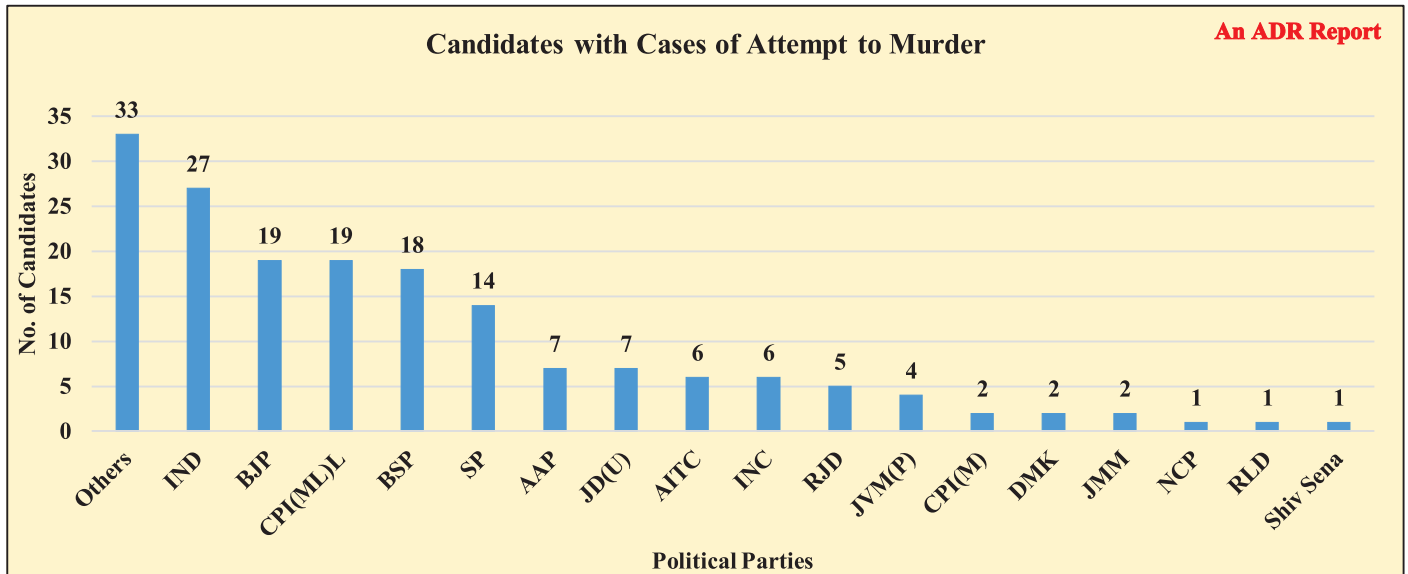


Figure 3-7: Candidates with Cases of Attempt to Murder

Party	Total No. of Candidates Fielded by the Party	No. of Candidates with Cases of Attempt to Murder	IPC Sections Considered
AAP	429	7	IPC Section - 307 (Attempt to Murder)
AITC	131	6	
BJP	426	19	
BSP	502	18	
CPI(M)	92	2	
CPI(ML)L	81	19	
DMK	35	2	
INC	463	6	
IND	3213	27	
JD(U)	93	7	
JMM	21	2	
JVM(P)	16	4	
NCP	36	1	
RJD	30	5	
RLD	10	1	
Shiv Sena	58	1	
SP	195	14	
Others	2374	33	
Total	8205	174	

Table 3-3: Candidates with Cases of Attempt to Murder

Candidates with cases related to Causing Communal Disharmony

54 candidates declared cases related to causing communal disharmony. Out of these, 18 candidates were fielded by BJP, 3 candidates by CPI(ML)L and BSP each, 2 candidates by AAP, SP and INC each, 1 candidate by RLD, YSRCP and TRS each and 6 candidates were Independents.




Figure 3-8: Candidates with Cases related to Causing Communal Disharmony

Party	Total No. of Candidates Fielded by the Party	No. of Candidates with Cases of Communal Disharmony	IPC Sections Considered
AAP	429	2	IPC Section – 295 (Injuring or defiling place of worship with intent to insult the religion of any class) IPC Section – 295A (Deliberate and malicious acts, intended to outrage religious feelings or any class by insulting its religion or religious beliefs) IPC Section – 153A (Promoting enmity between different groups on grounds of religion, race, place of birth, residence, language, etc., and doing acts prejudicial to maintenance of harmony)
BJP	426	18	
BSP	502	3	
CPI(ML)L	81	3	
INC	463	2	
IND	3213	6	
RLD	10	1	
SP	195	2	
TRS	17	1	
YSRCP	38	1	
Others	2831	15	
Total	8205	54	

Table 3-4: Candidates with Cases related to Causing Communal Disharmony

Candidates with cases related to Crimes against Women

63 candidates declared cases related to crimes against women. 6 candidates declared cases of rape. Out of 63 candidates with cases related to crimes against women, 7 candidates were fielded by BSP, 4 candidates by INC, 3 candidates by AITC, BJP and SP each, 2 candidates by JD(U), 1 candidate by AAP, CPI, CPI(ML)L, JD(S), MNS, RJD, Shiv Sena and YSRCP each and 20 candidates were independents.

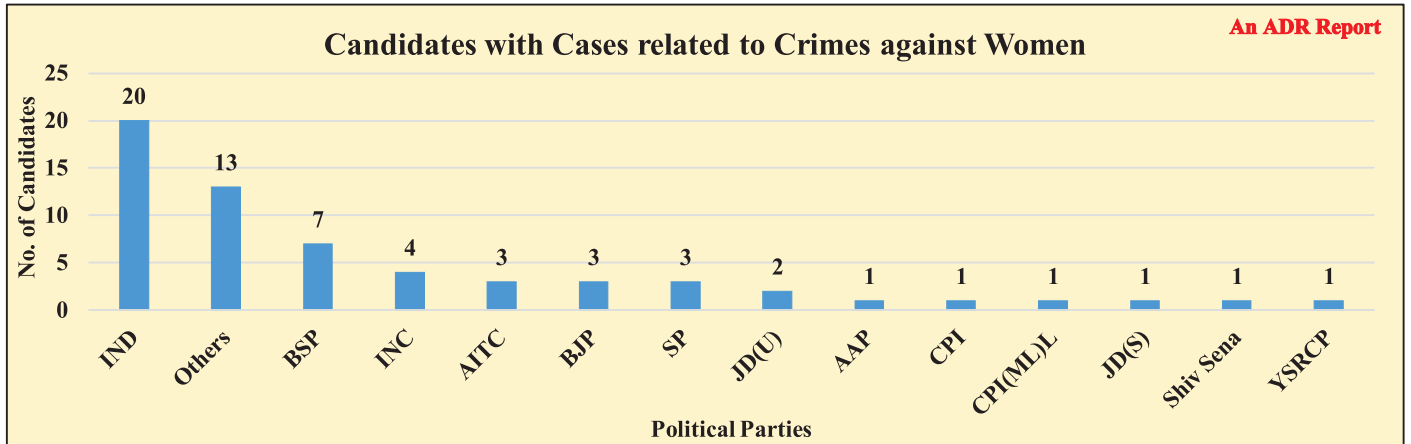


Figure 3-9: Candidates with Cases related to Crimes against Women

Party	Total No. of Candidates Fielded by the Party	No. of Candidates with Cases of Crimes Against Women	IPC Sections Considered
AAP	429	1	IPC Section – 376 (Rape) IPC Section – 354 (Assault or criminal force to woman with intent to outrage her modesty) IPC Section – 509 (Word, gesture or act intended to insult the modesty of a woman) IPC Section – 498A (Husband or relative of husband of a woman subjecting her to cruelty) IPC Section – 498 (Enticing or taking away or detaining with criminal intent a married woman) IPC Section – 304B (Dowry Death)
AITC	131	3	
BJP	426	3	
BSP	502	7	
CPI	67	1	
CPI(ML)L	81	1	
INC	463	4	
IND	3213	20	
JD(S)	33	1	
JD(U)	93	2	
MNS	10	1	
RJD	30	1	
Shiv Sena	58	1	
SP	195	3	
YSRCP	38	1	
Others	2436	13	
Total	8205	63	

Table 3-5: Candidates with Cases related to Crimes against Women

Candidates with cases related to Robbery and Dacoity

58 candidates declared cases related to robbery and dacoity. Out of these, 10 candidates were fielded by BJP, BSP and SP each, 3 candidates by AAP, 2 candidates by INC, JD(U) and RJD each, 1 candidate by AITC, CPI(M), DMK, NCP and MNS each and 10 candidates were Independents.

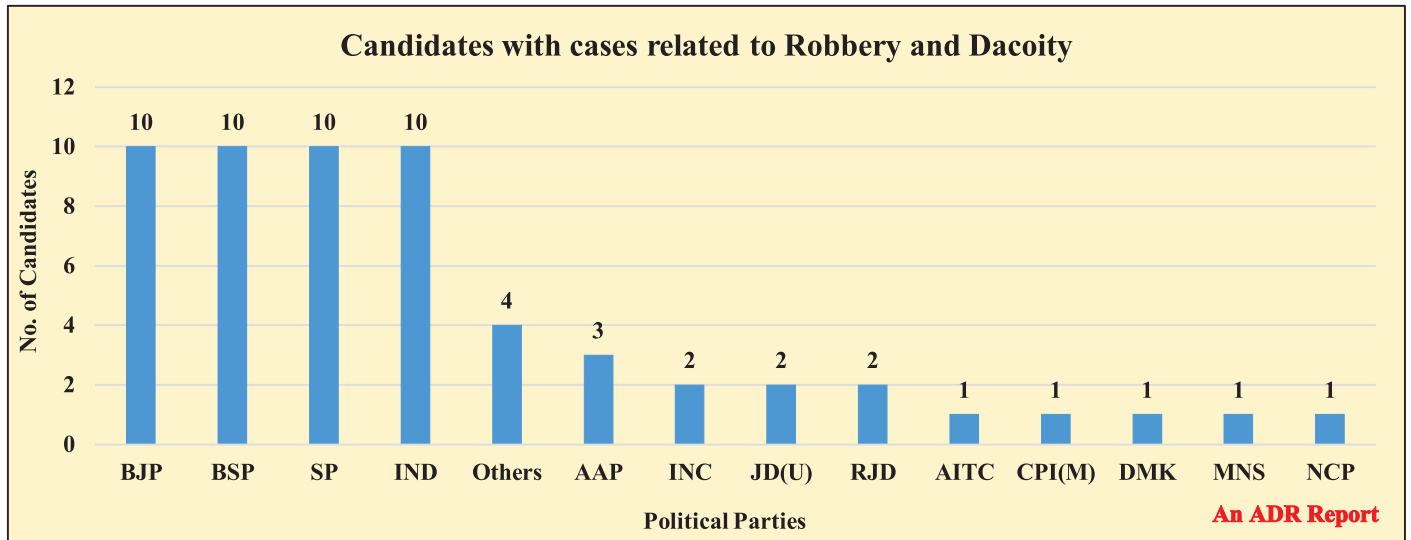


Figure 3-10: Candidates with Cases related to Robbery and Dacoity

Party	Total No. of Candidates Fielded by the Party	No. of Candidates with Cases of Robbery and Dacoity	IPC Sections Considered
BJP	426	10	IPC Section – 391 (Dacoity) IPC Section - 392 (robbery) IPC Section – 394 (Voluntarily causing hurt in committing robbery) IPC Section – 395 (dacoity) IPC Section – 396 (Dacoity with murder) IPC Section – 397 (Robbery, or dacoity, with attempt to cause death or grievous hurt) IPC Section – 398 (Attempt to commit robbery or dacoity when armed with deadly weapon) IPC Section – 399 (Making preparation to commit dacoity) IPC Section – 401 (belonging to gang of thieves) IPC Section – 402 (Assembling for purpose of committing dacoity)
BSP	502	10	
SP	195	10	
IND	3213	10	
AAP	429	3	
INC	463	2	
JD(U)	93	2	
RJD	30	2	
AITC	131	1	
CPI(M)	92	1	
DMK	35	1	
MNS	10	1	
NCP	36	1	
Others	2550	4	
Total	8205	58	

Table 3-6: Candidates with Cases related to robbery and dacoity

Candidates with cases related to Kidnapping

40 candidates declared cases related to kidnapping. Out of these, 6 candidates were fielded by BSP and SP, 4 candidates by INC, 3 candidates by DMK, 2 candidates by AITC, BJP and CPI(ML)L each, 1 candidate by AAP, JD(U), LJP, MNS and RJD each and 5 candidates were independents.

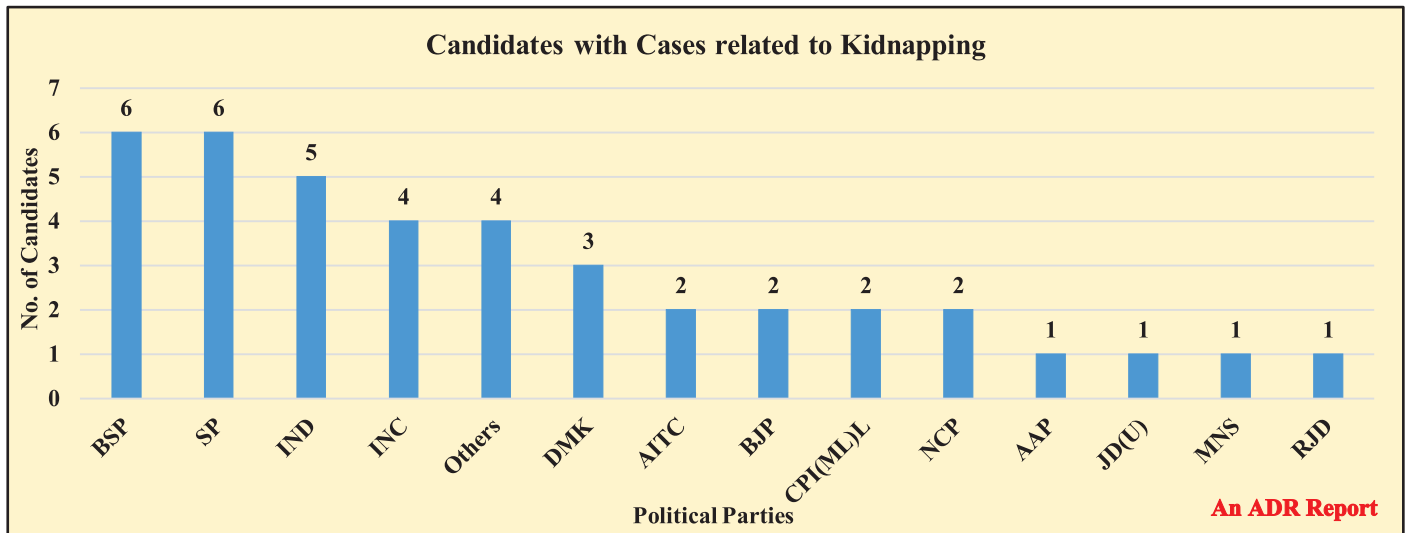


Figure 3-11: Candidates with Cases related to Kidnapping

Party	Total No. of Candidates Fielded by the Party	No. of Candidates with Cases of Kidnapping	IPC Sections Considered
AAP	429	1	IPC Section – 360 (Kidnapping from India) IPC Section – 363 (kidnapping) IPC Section – 364 (Kidnapping or abducting in order to murder) IPC Section - 364A (Kidnapping for ransom, etc.) IPC Section – 365 (Kidnapping or abducting with intent secretly and wrongfully to confine person) IPC Section – 366 (Kidnapping, abducting or inducing woman to compel her marriage, etc.) IPC Section – 367 (Kidnapping or abducting in order to subject person to grievous hurt, slavery, etc.) IPC Section – 368 (Wrongfully concealing or keeping in confinement, kidnapped or abducted person) IPC Section – 369 (Kidnapping or abducting child under ten years with intent to steal from its person)
AITC	131	2	
BJP	426	2	
BSP	502	6	
CPI(ML)L	81	2	
DMK	35	3	
INC	463	4	
IND	3213	5	
JD(U)	93	1	
MNS	10	1	
NCP	36	2	
RJD	30	1	
SP	195	6	
Others	2561	4	
Total	8205	40	

Table 3-7: Candidates with Cases related to Kidnapping

Red Alert Constituencies

Red Alert Constituencies are those constituencies which have 3 or more candidates with criminal cases. In the 2014 Lok Sabha elections there were 245 (45%) out of 543 constituencies which were Red Alert Constituencies. In the 2009 Lok Sabha elections, there were 183 (34%) out of 543 constituencies that were Red Alert Constituencies. The list of Red Alert Parliamentary Constituencies in 2014 are given below;

S.No.	State	Constituency	Number of Candidates Analyzed	Number of Candidates with Criminal Cases	Political Parties with Candidates with Criminal Cases
1	Bihar	Vaishali	21	10	BSP, Bahujan Mukti Party, IND, IND, IND, JD(U), LJP, Lokpriya Samaj Party, RJD, SUCI(C)
2	Maharashtra	Raver	23	10	BSP, SP, AIFB, IND, IND, IND, IND, IND, NCP, RPI
3	Maharashtra	Beed	37	9	BJP, IND, IND, IND, IND, IND, IND, NCP, Prabuddha Republican Party
4	Jharkhand	Dhanbad	31	9	BJP, BSP, AITC, IND, IND, IND, IND, JVM(P), Marxist Co-Ordination
5	Bihar	Jahanabad	15	8	BSP, AITC, CPI(ML)L, IND, JD(U), Krantikari Vikas Dal, Rashtriya Lok Samta Party, RJD
6	Jharkhand	Ranchi	28	7	INC, AITC, CPI(ML)L, IND, IND, IND, Manav Mukti Morcha
7	Bihar	Bhagalpur	18	7	BSP, SP, Bharat Vikas Morcha, CPI(ML)L, IND, JD(U), RJD
8	Bihar	Purnia	17	7	BJP, INC, Bhartiya Jantantrik Janata Dal, CPI(ML)L, JD(U), Jharkhand Disom Party, JMM
9	Maharashtra	Wardha	21	7	BJP, BSP, Ambedkarist Republican Party, Bahujan Mukti Party, IND, IND, IND
10	Tamil Nadu	Kanniyakumari	25	7	INC, AAP, AIADMK, CPI(M), CPI(ML)L, IND, IND
11	Maharashtra	Ahmednagar	13	7	BJP, AAP, Bahujan Mukti Party, IND, IND, IND, NCP
12	Kerala	Thrissur	14	7	BJP, INC, CPI, CPI(ML) Red star, IND, IND, SDPI
13	Bihar	Muzaffarpur	29	7	BSP, Bajjikanchal Vikas Party, CPI(ML)L, IND, IND, JD(U), SUCI(C)
14	Bihar	Khagaria	13	7	AAP, IND, LJP, Lok Dal, Rashtriya Naujawan Dal, RJD, Sarvajan Kalyan Loktantrik Party
15	Maharashtra	Parbhani	17	7	BSP, CPI, IND, IND, IND, NCP, SHS
16	Bihar	Karakat	15	7	AAP, Bahujan Mukti Party, CPI(ML)L, JD(U), Rashtra Sewa Dal, Rashtriya Lok Samta Party, RJD
17	Maharashtra	Madha	24	7	Bahujan Mukti Party, Hindusthan Praja Paksha, IND, IND, IND, NCP, Swabhimani Paksha
18	Bihar	Katihar	21	7	AAP, Bahujan Mukti Party, CPI(ML)L, IND, JD(U), NCP, Samajwadi Janata Party (Rashtriya)

S.No.	State	Constituency	Number of Candidates Analyzed	Number of Candidates with Criminal Cases	Political Parties with Candidates with Criminal Cases
19	Bihar	Sheohar	15	6	BJP, BSP, SP, JD(U), RJD, Sarvajan Kalyan Loktantrik Party
20	Puducherry	Pondicherry	30	6	DMK, IND, IND, IND, Samata Party
21	Jharkhand	Hazaribagh	20	6	INC, AAP, AIFB, AJSU Party, CPI, IND
22	Uttar Pradesh	Varanasi	42	6	INC, BSP, SP, AAP, Agar Jan Party, IND
23	Uttar Pradesh	Sant Kabir Nagar	25	6	SP, IND, IND, Most Backward Classes Of India, Parcham Party of India, Suheldev Bhartiya Samaj Party
24	Uttar Pradesh	Kanpur	21	6	BJP, SP, Akhil Bharatiya Ashok Sena, Nagrik Ekta Party, Nav Bharat Democratic Party, Peace Party
25	Bihar	Ujiarpur	19	6	BJP, BSP, CPI(M), CPI(ML)L, Rashtriya Krantikari Samajwadi Party, RJD
26	West Bengal	Purulia	12	6	BJP, INC, AIFB, JMM, JVM(P), SUCI(C)
27	Uttar Pradesh	Ghazipur	18	6	INC, BSP, CPI(ML)L, IND, Naitik Party, Rashtriya Parivartan Dal
28	Maharashtra	Pune	29	6	BJP, AAP, IND, IND, MNS, Peoples Guardian
29	Bihar	Araria	13	6	BJP, CPI(ML)L, IND, Janta Dal Rashtravadi, JD(U), RJD
30	Jharkhand	Godda	16	6	BJP, INC, Bahujan Mukti Party, CPI(ML)L, JVM(P), Samata Party
31	Madhya Pradesh	Khandwa	14	6	INC, BSP, AAP, Akhil Bhartiya Vikas Congress Party, Bahujan Mukti Party, Samata Party
32	Bihar	Nawada	17	6	BJP, IND, JD(U), Moolniwasi Samaj Party, Rajnaitik Vikalp Party, RJD
33	Kerala	Attingal	16	6	INC, BSP, CPI(M), IND, IND, SDPI
34	Maharashtra	Kalyan	18	6	BSP, Ambedkarite Party of India, IND, IND, NCP, Republican Bahujan Sena
35	Kerala	Pathanamthitta	16	6	BSP, IND, IND, IND, SDPI, Social Action Party
36	Tamil Nadu	Ramanathapuram	31	6	INC, Desiya Forward Bloc, IND, IND, IND, SDPI
37	Tamil Nadu	Virudhunagar	26	6	INC, BSP, CPI(M), CPI(ML) Red Star, IND, MDMK
38	Punjab	Ludhiana	22	6	AIFB, IND, IND, IND, IND, JD(U)
39	Uttar Pradesh	Phulpur	15	6	BJP, BSP, SP, AAP, Bahujan Mukti Party, Rashtriya Bandhutwa Party
40	Maharashtra	Satara	17	6	IND, IND, IND, IND, NCP, RPI(A)
41	Bihar	Maharajganj	10	5	BJP, AAP, IND, JD(U), RJD
42	Bihar	Valmiki Nagar	14	5	BJP, CPI(ML)L, IND, JD(U), JMM
43	Tamil Nadu	Madurai	31	5	Desiya Forward Bloc, DMDK, DMK, IND, IND
44	Kerala	Kasaragod	13	5	INC, CPI(M), IND, IND, SDPI
45	Gujarat	Amreli	14	5	BJP, INC, AAP, IND, JD(U)
46	Orissa	Kalahandi	15	5	INC, Aama Odisha Party, AAP, Samata Kranti Dal, Samruddha Odisha

S.No.	State	Constituency	Number of Candidates Analyzed	Number of Candidates with Criminal Cases	Political Parties with Candidates with Criminal Cases
47	Maharashtra	Mumbai North	21	5	BJP, INC, SP, Bharipa Bahujan Mahasangha, IND
48	Maharashtra	Nashik	14	5	BSP, IND, MNS, NCP, SHS
49	Andhra Pradesh	Kadapa	14	5	AIFB, Ambedkar National Congress, IND, Rashtriya Praja Congress (Secular), Yuvajana Sramika Rythu Congress Party
50	Bihar	Samastipur	12	5	INC, CPI(ML)L, LJP, Rashtriya Krantikari Samajwadi Party, Samajwadi Janata Party (Rashtriya)
51	Telangana	Peddapalle	17	5	INC, BSP, IND, IND, TRS
52	Bihar	Pataliputra	20	5	BJP, CPI(ML)L, IND, RJD, Sankhyanupati Bhagidari Party
53	Jharkhand	Giridih	17	5	BSP, AJSU Party, JD(U), JMM, JVM(P)
54	Tamil Nadu	Theni	23	5	BSP, IND, IND, IND, MDMK
55	Uttar Pradesh	Maharajganj	23	5	INC, BSP, SP, AAP, IND
56	Punjab	Khadoor Sahib	17	5	Democratic Bharatiya Samaj Party, IND, IND, IND
57	Uttar Pradesh	Kheri	11	5	BJP, BSP, SP, CPI(ML)L, Peace Party
58	Uttar Pradesh	Pratapgarh	15	5	INC, SP, Apna Dal, Bahujan Mukti Party, SHS
59	Kerala	Thiruvananthapuram	20	5	CPI, IND, SDPI, SHS, Socialist Republican Party
60	Uttar Pradesh	Saharanpur	14	5	INC, SP, AAP, IND, IND
61	Bihar	Patna Sahib	19	5	BJP, Bahujan Mukti Party, IND, Krantikari Vikas Dal, Samajwadi Janata Party (Rashtriya)
62	Bihar	Paschim Champaran	12	5	BJP, BSP, CPI(ML)L, IND, JD(U)
63	Uttar Pradesh	Agra	15	5	BJP, INC, BSP, IND, JD(U)
64	Jharkhand	Palamau	13	5	AITC, CPI(ML)L, JD(U), JVM(P), RJD
65	Gujarat	Valsad	10	5	INC, Adivasi Sena Party, AAP, CPI(ML)L, Hindustan Janta Party
66	Maharashtra	Mumbai North East	19	5	BJP, BSP, AAP, NCP, Prabuddha Republican Party
67	Jharkhand	Singhbhum	12	5	BJP, AIFB, Jai Bharat Samanta Party, Jharkhand Disom Party, JVM(P)
68	Uttar Pradesh	Jaunpur	21	5	AAP, IND, Pragatisheel Manav Samaj Party, Rashtriya Ulama Council, Samyak Parivartan Party
69	Tamil Nadu	Tenkasi	18	5	CPI, CPI(ML) Red Star, IND, MDMK, Puthiya Tamilagam
70	Maharashtra	Hingoli	21	5	Bharipa Bahujan Mahasangha, CPI(M), IND, JD(U), SHS
71	Kerala	Palakkad	15	5	BJP, CPI(M), IND, SDPI, Socialist Janata (Democratic)
72	Tamil Nadu	Thoothukkudi	14	5	BSP, AAP, CPI, DMK, MDMK

S.No.	State	Constituency	Number of Candidates Analyzed	Number of Candidates with Criminal Cases	Political Parties with Candidates with Criminal Cases
73	National Capital Territory Of Delhi	South Delhi	19	5	BJP, BSP, IND, IND, IND
74	Uttar Pradesh	Bareilly	14	5	INC, BSP, IND, IND, IND
75	Gujarat	Rajkot	15	5	INC, BSP, IND, IND, RPI(A)
76	Maharashtra	Chandrapur	17	5	BJP, AAP, Bahujan Mukti Party, IND, IND
77	Maharashtra	Jalna	22	5	BJP, INC, BSP, SP, IND
78	Andhra Pradesh	Rajahmundry	14	5	INC, IND, Jai Samaikyandhra Party, Rashtriya Praja Congress (Secular), TDP
79	Bihar	Gopalganj	14	5	BJP, INC, BSP, CPI(ML)L, IND
80	Uttar Pradesh	Azamgarh	18	5	BJP, AAP, IND, IND, Rashtriya Ulama Council
81	Madhya Pradesh	Bhopal	28	5	INC, SP, AAP, CPI(ML) Red Star, Samata Samadhan Party
82	Uttar Pradesh	Amroha	15	5	BSP, New All India Congress Party, Peace Party, RLD, SHS
83	Maharashtra	Kolhapur	15	5	AAP, Bharipa Bahujan Mahasangha, IND, NCP, Peasants And Workers Party of India
84	Karnataka	Bangalore Central	26	5	BJP, INC, IND, IND, JD(S)
85	Gujarat	Jamnagar	25	5	BSP, IND, IND, IND, Rashtriya Komi Ekta Party
86	Uttar Pradesh	Ghaziabad	15	5	BJP, INC, AAP, IND, IND
87	Gujarat	Mahesana	14	5	BSP, Bahujan Mukti Party, Bharatiya National Janta Dal, IND, IND
88	Uttar Pradesh	Lucknow	28	5	INC, Bahujan Kranti Party (Marxwad-Ambekarwad), IND, IND, Nagrik Ekta Party
89	Maharashtra	Mumbai South Central	21	5	SP, IND, IND, MNS, SHS
90	Maharashtra	Yavatmal-Washim	26	5	INC, SP, IND, MNS, SHS
91	Bihar	Saran	11	5	BJP, Bihar Janta Party, IND, Jai Maha Bharath Party, RJD
92	Andhra Pradesh	Amalapuram	14	5	INC, BSP, IND, Jai Samaikyandhra Party, Yuvajana Sramika Rythu Congress Party
93	Bihar	Madhubani	11	5	BSP, CPI(ML)L, Jai Prakash Janata Dal, JD(U), RJD
94	Telangana	Secunderabad	30	5	BJP, BSP, Akhil Bharatiya Muslim League (Secular), IND, Yuvajana Sramika Rythu Congress Party
95	Tamil Nadu	Mayiladuthurai	19	5	BSP, AIADMK, IND, Manithaneya Makkal Katchi
96	Uttar Pradesh	Ambedkar Nagar	12	5	INC, BSP, AAP, Bahujan Mukti Party, CPI(ML) L
97	Kerala	Kollam	10	5	CPI(M), IND, IND, RSP, SDPI
98	Chhattisgarh	Raipur	35	4	INC, AAP, IND, IND
99	Telangana	Hyderabad	16	4	All India Majlis-E-Ittehadul Muslimeen, IND, IND, Nava Bharat National Party
100	Maharashtra	Nagpur	33	4	BJP, IND, IND, IND

S.No.	State	Constituency	Number of Candidates Analyzed	Number of Candidates with Criminal Cases	Political Parties with Candidates with Criminal Cases
101	Haryana	Kurukshetra	22	4	INC, IND, IND, Indian Bahujan Sandesh Party (Kanshiram)
102	Maharashtra	Bhiwandi	13	4	INC, Bahujan Mukti Party, IND, MNS
103	Jharkhand	Kodarma	19	4	SP, AAP, JD(U), Jharkhand Vikas Dal
104	Madhya Pradesh	Satna	14	4	BJP, INC, BSP, AAP
105	Karnataka	Koppal	16	4	BJP, BSP, SP, CPI(ML) Red star
106	Uttar Pradesh	Mohanlalganj	18	4	BJP, BSP, SP, IND
107	National Capital Territory Of Delhi	North East Delhi	23	4	Agar Jan Party, IND, Rashtriya Ekta Party, SHS
108	Bihar	Darbhangha	15	4	BJP, BSP, CPI(M), IND
109	Karnataka	Bellary	12	4	BJP, CPI(ML)L, JD(S), Pyramid Party of India
110	Andhra Pradesh	Nandyal	14	4	IND, IND, TDP, Yuvajana Sramika Rythu Congress Party
111	Uttar Pradesh	Gorakhpur	15	4	BJP, INC, BSP, Peace Party
112	Madhya Pradesh	Sagar	10	4	BJP, INC, AAP, IND
113	Uttar Pradesh	Gonda	15	4	INC, BSP, Peace Party, SHS
114	National Capital Territory Of Delhi	West Delhi	17	4	BJP, INC, IND, SHS
115	Madhya Pradesh	Mandsour	14	4	INC, AAP, Bahujan Sangharshh Dal, IND
116	Kerala	Kannur	11	4	BJP, INC, CPI(M), SDPI
117	Kerala	Chalakyady	13	4	BJP, SDPI, SHS, Welfare Party Of India
118	Bihar	Aurangabad	13	4	BJP, BSP, Bahujan Mukti Party, Shoshit Samaj Dal
119	Gujarat	Porbandar	14	4	BJP, IND, IND, NCP
120	Karnataka	Dharwad	17	4	BJP, INC, IND, IND
121	Bihar	Hajipur	15	4	INC, SP, AIFB, LJP
122	Bihar	Sitamarhi	19	4	BSP, AAP, IND, JD(U)
123	Bihar	Jhanjharpur	19	4	AAP, IND, RJD, VANCHITSAMAJ INSAAF PARTY
124	Andhra Pradesh	Kakinada	22	4	CPI(ML)L, IND, Jai Samaikyandhra Party, Republican Paksha (Khoripa)
125	Uttar Pradesh	Chandauli	21	4	SP, AITC, CPI(ML)L, Jan Raksha Party
126	Orissa	Dhenkanal	12	4	BJP, INC, BJD, SUCI(C)
127	Uttar Pradesh	Bahraich	10	4	BJP, INC, SP, AAP
128	Maharashtra	Maval	19	4	AAP, IND, Peasants And Workers Party of India, SHS
129	Bihar	Supaul	12	4	BJP, INC, CPI(ML)L, Samajwadi Janata Party (Rashtriya)
130	Uttar Pradesh	Bijnor	12	4	BJP, SP, Bharatiya Momin Front, IND
131	Orissa	Kandhamal	8	4	BJP, AAP, BJD, IND
132	Uttar Pradesh	Akbarpur	18	4	INC, BSP, SP, JD(U)
133	Uttar Pradesh	Farrukhabad	22	4	BSP, SP, IND, IND
134	Bihar	Banka	17	4	BJP, BSP, CPI, RJD

S.No.	State	Constituency	Number of Candidates Analyzed	Number of Candidates with Criminal Cases	Political Parties with Candidates with Criminal Cases
135	Telangana	Mahbubnagar	9	4	BJP, IND, TRS, Yuvajana Sramika Rythu Congress Party
136	Kerala	Alappuzha	13	4	CPI(M), IND, Revolutionary Socialist Party of Kerala (B), SDPI
137	Gujarat	Ahmedabad East	14	4	INC, BSP, JD(U), Vishva Hindustani Sangathan
138	Uttar Pradesh	Meerut	13	4	BJP, AAP, Bahujan Mukti Party, IND
139	Uttar Pradesh	Banda	13	4	BJP, INC, BSP, SP
140	Uttar Pradesh	Unnao	21	4	BJP, INC, BSP, SP
141	Maharashtra	Mumbai South	20	4	CPI, IND, MNS, SHS
142	Karnataka	Belgaum	15	4	BJP, IND, IND, IND
143	Punjab	Bathinda	29	4	CPI(ML)L, IND, Nav Bharat Democratic Party, Punjab Labour Party
144	Goa	South Goa	12	4	AITC, CPI, Goemcarancho Otre Astro, IND
145	Telangana	Khammam	27	4	CPI, IND, TDP, TRS
146	West Bengal	Jhargram	13	4	IND, IND, Jharkhand Disom Party, Jharkhand Party (Naren)
147	Tamil Nadu	Tirunelveli	26	4	IND, IND, SDPI, Tamil Nadu Makkal Congress
148	Uttar Pradesh	Robertsganj	14	4	INC, BSP, CPI(ML)L, IND
149	Orissa	Balasore	10	4	BJP, BSP, AITC, CPI
150	Chhattisgarh	Durg	25	4	CPI(ML) Red Star, IND, IND, JD(U)
151	Chhattisgarh	Korba	24	4	SP, AAP, GGP, IND
152	Rajasthan	Dausa	14	4	INC, BSP, IND, NPP
153	Maharashtra	Amravati	19	4	IND, IND, NCP, SHS
154	Jharkhand	Chatra	19	4	SP, AJSU Party, CPI(ML)L, Jharkhand Party
155	Madhya Pradesh	Balaghat	16	4	BSP, SP, Bahujan Mukti Party, IND
156	Uttar Pradesh	Shrawasti	14	4	INC, SP, IND, Peace Party
157	Uttarakhand	Hardwar	24	4	BJP, BSP, Akhil Bharatiya Muslim League (Secular), Poorvanchal Rashtriya Congress
158	Bihar	Arrah	12	4	BSP, CPI(ML)L, IND, RJD
159	Bihar	Siwan	13	4	BJP, BSP, CPI(ML)L, JD(U)
160	Uttar Pradesh	Ghosi	18	4	INC, BSP, Janvadi Party(Socialist), Qaumi Ekta Dal
161	Uttar Pradesh	Salempur	13	4	INC, BSP, CPI(ML)L, Suheldev Bhartiya Samaj Party
162	Tamil Nadu	Tiruchirappalli	29	4	AAP, DMK, IND, Samata Party
163	Jharkhand	Rajmahal	11	3	CPI(M), JMM, JVM(P)
164	Madhya Pradesh	Khargone	8	3	INC, AAP, CPI
165	Uttar Pradesh	Muzaffarnagar	19	3	BJP, BSP, SP
166	Assam	Gauhati	18	3	IND, IND, IND
167	West Bengal	Coochbehar	12	3	AIFB, IND, SUCI(C)
168	Gujarat	Junagadh	8	3	BJP, INC, IND

S.No.	State	Constituency	Number of Candidates Analyzed	Number of Candidates with Criminal Cases	Political Parties with Candidates with Criminal Cases
169	Uttar Pradesh	Gautam Budhha Nagar	24	3	INC, BSP, IND
170	Uttar Pradesh	Jhansi	15	3	BJP, INC, SP
171	Maharashtra	Ramtek	23	3	INC, SP, SHS
172	Andhra Pradesh	Anakapalle	8	3	BSP, TDP, Yuvajana Sramika Rythu Congress Party
173	Andhra Pradesh	Nellore	14	3	IND, Jai Samaikyandhra Party, Yuvajana Sramika Rythu Congress Party
174	Tamil Nadu	Sriperumbudur	21	3	INC, IND, IND
175	Madhya Pradesh	Guna	11	3	BJP, IND, IND
176	West Bengal	Tamluk	10	3	BJP, AITC, CPI(M)
177	Maharashtra	Shirur	14	3	MNS, NCP, SHS
178	Tamil Nadu	Tiruppur	26	3	INC, AIADMK, DMDK
179	Telangana	Warangal	12	3	BJP, INC, TRS
180	Maharashtra	Dhule	19	3	INC, IND, IND
181	Uttar Pradesh	Kairana	11	3	BJP, SP, RLD
182	Gujarat	Anand	15	3	BJP, Bahujan Mukti Party, IND
183	Gujarat	Panchmahal	12	3	BJP, IND, IND
184	Tamil Nadu	Salem	25	3	DMDK, IND, IND
185	Maharashtra	Jalgaon	20	3	Bahujan Mukti Party, IND, NCP
186	Punjab	Amritsar	23	3	INC, IND, IND
187	Telangana	Karimnagar	17	3	INC, IND, RPI(A)
188	Tamil Nadu	Arani	19	3	INC, DMK, IND
189	Andhra Pradesh	Narasaraopet	11	3	BSP, TDP, Yuvajana Sramika Rythu Congress Party
190	Andhra Pradesh	Narsapuram	14	3	BJP, Jai Samaikyandhra Party, Republican Paksha (Khoripa)
191	Tamil Nadu	Perambalur	21	3	BJP, INC, IND
192	Uttar Pradesh	Mirzapur	23	3	INC, SP, Apna Dal
193	West Bengal	Kolkata Uttar	18	3	BJP, AITC, IND
194	Himachal Pradesh	Mandi	9	3	BSP, AAP, CPI(M)
195	Uttar Pradesh	Kaiserganj	14	3	BJP, SP, All India Peoples Front (Radical)
196	Maharashtra	Osmanabad	26	3	BSP, NCP, SHS
197	Lakshadweep	Lakshadweep	6	3	SP, CPI, NCP
198	Bihar	Kishanganj	10	3	INC, IUML, JD(U)
199	Madhya Pradesh	Ratlam	10	3	INC, CPI(M), IND
200	Kerala	Wayanad	13	3	CPI, CPI(ML) Red star, IND
201	Maharashtra	Akola	7	3	BJP, INC, Bharipa Bahujan Mahasangha
202	West Bengal	Balurghat	12	3	BJP, AIUDF, IND
203	Karnataka	Bidar	24	3	INC, Ambedkar National Congress, Bahujan Mukti Party

S.No.	State	Constituency	Number of Candidates Analyzed	Number of Candidates with Criminal Cases	Political Parties with Candidates with Criminal Cases
204	Gujarat	Gandhinagar	18	3	BJP, INC, IND
205	Haryana	Hisar	41	3	IND, IND
206	National Capital Territory Of Delhi	New Delhi	29	3	INC, IND, IND
207	Karnataka	Bijapur	14	3	BJP, INC, IND
208	Kerala	Idukki	16	3	INC, IND, IND
209	Orissa	Sundargarh	12	3	BJP, BSP, IND
210	Kerala	Alathur	12	3	BSP, IND, IND
211	Bihar	Munger	13	3	Bahujan Mukti Party, IND, JD(U)
212	Tamil Nadu	Krishnagiri	15	3	INC, AIADMK
213	Jharkhand	Jamshedpur	14	3	AAP, Amra Bangalee, JVM(P)
214	Uttar Pradesh	Kushi Nagar	14	3	SP, Peace Party, Socialist Party (India)
215	Uttar Pradesh	Nagina	13	3	BSP, AAP, Bahujan Mukti Party
216	West Bengal	Basirhat	9	3	INC, AITC, AIUDF
217	Telangana	Malkajgiri	30	3	INC, IND, TRS
218	Uttar Pradesh	Allahabad	23	3	INC, BSP, IND
219	Kerala	Mavelikkara	9	3	BJP, INC, CPI
220	National Capital Territory Of Delhi	East Delhi	23	3	BJP, BSP, IND
221	Uttar Pradesh	Fatehpur Sikri	27	3	BJP, AAP, IND
222	Telangana	Adilabad	8	3	IND, IND, TDP
223	Telangana	Medak	13	3	BJP, IND, TRS
224	Gujarat	Banaskantha	14	3	BSP, IND, IND
225	Andaman & Nicobar Islands	Andaman & Nicobar Islands	15	3	BJP, SP, AITC
226	Maharashtra	Aurangabad	27	3	INC, SP, SHS
227	Maharashtra	Thane	26	3	IND, MNS, SHS
228	Karnataka	Chikkodi	12	3	IND, JD(S), NCP
229	Telangana	Bhongir	13	3	All India Majlis-E-Ittehadul Muslimeen, IND, Mahajana Socialist Party
230	Bihar	Begusarai	12	3	Bahujan Mukti Party, CPI, RJD
231	Bihar	Madhepura	12	3	BJP, Bahujan Mukti Party, RJD
232	Andhra Pradesh	Hindupur	12	3	INC, IND, TDP
233	Andhra Pradesh	Machilipatnam	11	3	IND, IND, Yuvajana Sramika Rythu Congress Party
234	Tamil Nadu	Dindigul	18	3	BSP, CPI(M), IND
235	Andhra Pradesh	Vijayawada	20	3	BSP, TDP, Yuvajana Sramika Rythu Congress Party
236	Himachal Pradesh	Shimla	7	3	SP, AAP, CPI(M)
237	Gujarat	Surendranagar	17	3	BJP, Bahujan Mukti Party, IND
238	Bihar	Nalanda	22	3	Bharat Bhrastrachar Mitao Party, CPI(ML) L, IND

S.No.	State	Constituency	Number of Candidates Analyzed	Number of Candidates with Criminal Cases	Political Parties with Candidates with Criminal Cases
239	Jharkhand	Khunti	13	3	AAP, AJSU Party, Jharkhand Party
240	Madhya Pradesh	Damoh	10	3	BSP, AAP, IND
241	Madhya Pradesh	Morena	17	3	INC, BSP, IND
242	Uttar Pradesh	Lalganj	14	3	BJP, SP, Rashtriya Ulama Council
243	Uttar Pradesh	Faizabad	11	3	BJP, BSP, SP
244	Tripura	Tripura West	13	3	CPI(M), Indigenous Peoples Front of Tripura, Tripura Pragatishil Gramin Congress
245	Tamil Nadu	Viluppuram	20	3	BSP, CPI(M), IND

Table 3-8: Red Alert Constituencies

Detailed Analysis of MPs with Criminal Cases

- **Party wise MPs with Criminal Cases:** 97(35%)out of 281 winners analysed from BJP, 8 (18%) out of 44 winners from INC, 6 (16%) out of 37 winners from AIADMK, 15 (83%) out of 18 winners from Shiv Sena and 7(21%) out of 34 winners fielded by AITC declared criminal cases against themselves in their affidavits.
- **Party wise MPs with Serious Criminal Cases:** 63(22%)out of 281 winners analysed from BJP, 4 (9%) out of 44 winners from INC, 3 (8%) out of 37 winners from AIADMK, 8 (44%) out of 18 winners from Shiv Sena and 4(12%) out of 34 winners fielded by AITC have declared serious criminal cases against themselves in their affidavits.

Party Name	Total number of MPs analysed	MPs with de-clared Criminal Cases	% of MPs with declared crimi-nal cases	MPs with seri-ous declared criminal cases	% of MPs with serious declared criminal cases
BJP	281	97	35%	63	22%
INC	44	8	18%	4	9%
AIADMK	37	6	16%	3	8%
AITC	34	7	21%	4	12%
BJD	20	3	15%	2	10%
SHS	18	15	83%	8	44%
TDP	16	6	38%	1	6%
TRS	11	5	46%	5	46%
YSRCP	9	5	56%	5	56%
CPI(M)	9	5	56%	1	11%
LJP	6	4	67%	3	50%
NCP	6	5	83%	5	83%
RJD	4	4	100%	4	100%
RASHTRIYA LOK SAMTA PARTY	3	2	67%	2	67%
AIUDF	3	1	33%	1	33%
JKPDP	3	1	33%	0	0%
JD(U)	2	1	50%	1	50%
APNA DAL	2	2	100%	2	100%
JMM	2	1	50%	0	0%
SWABHIMANI PAKSHA	1	1	100%	1	100%
ALL INDIA MAJLIS-E-ITTEHADUL MUSLIMEEN	1	1	100%	1	100%
PMK	1	1	100%	1	100%
CPI	1	1	100%	0	0%
RSP	1	1	100%	0	0%
Others	24	0	0%	0	0%
IND	3	2	67%	2	67%
Total	542	185	34%	119	22%

Table 3-9: MPs with self-declared Criminal Cases

MPs with Criminal Cases

An ADR Report




Figure 3-12: MPs with Criminal Cases

No. of MPs according to categories of criminal cases

An ADR Report

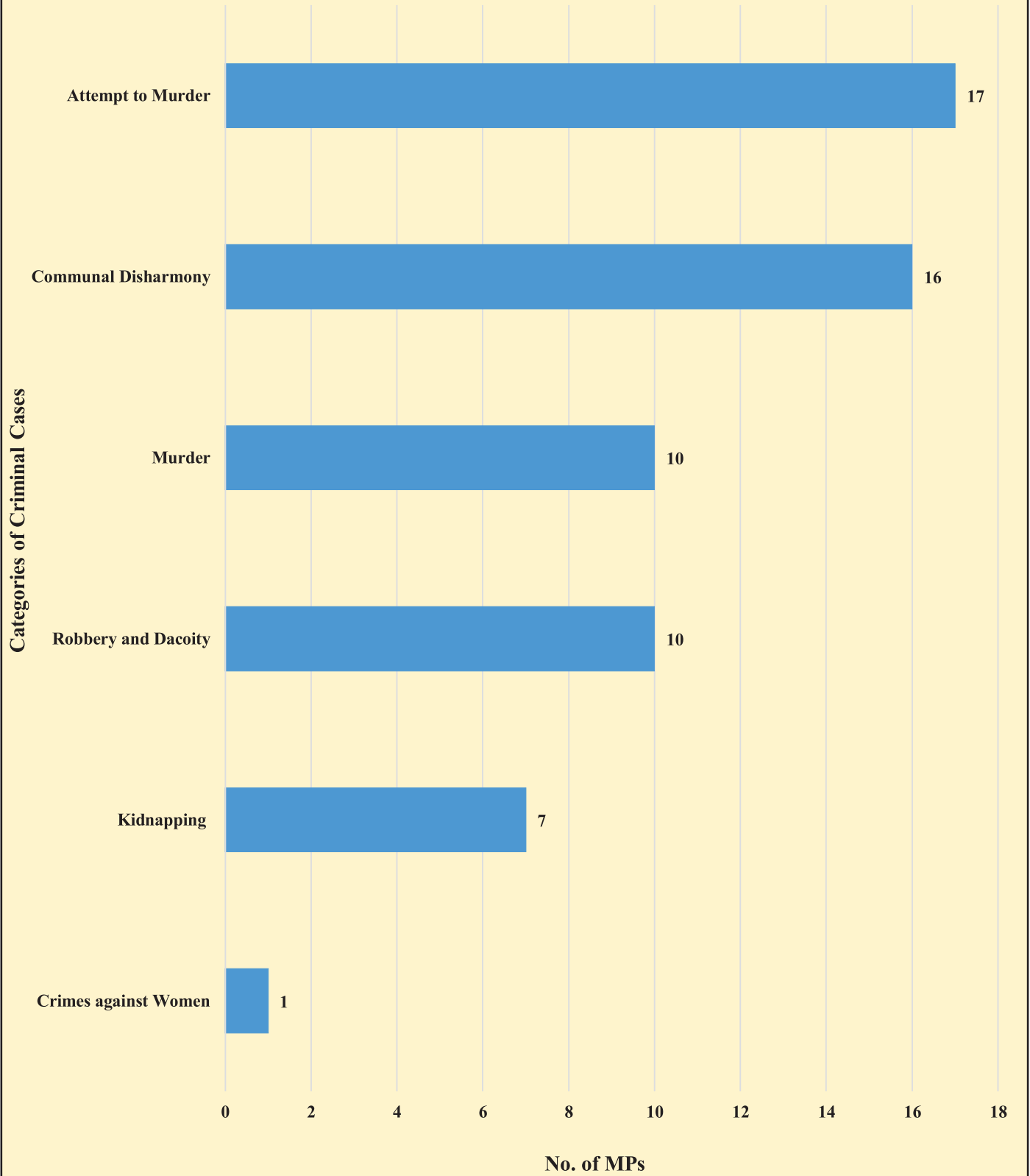


Figure 3-13: No. of MPs according to categories of criminal cases

- **MPs with cases related to murder:** 10 MPs declared cases related to murder. Out of these, 4 MPs were fielded by BJP, 1 MP has been fielded by INC, NCP, LJP, RJD, Swabhimani Paksha each and one winner was an independent.
- **MPs with cases related to Attempt to Murder:** 17 MPs declared cases of attempt to murder. Out of these, 10 winners were fielded by BJP, 2 winners by AITC and one winner each from INC, NCP, RJD, Shiv Sena and Swabhimani Paksha.
- **MPs with cases related to Crimes against Women:** Adv.Joice George an Independent from Idukki constituency, Kerala declared a case related to assault or criminal force to woman with intent to outrage her modesty (IPC Section-354).
- **MPs with cases related to causing Communal Disharmony:** 16 MPs declared cases related to causing communal disharmony. Out of these, 12 MPs were fielded by BJP and 1 MP by TRS, DMK, Pattali Makkal Katchi, All India Majlis-E-Ittehadul Muslimeen and AIUDF each.
- **MPs with cases related to Robbery and Dacoity:** 10 MPs declared cases related to robbery and dacoity. Out of these, 7 MPs were fielded by BJP, 1 MP each from RJD, Swabhimani Paksha and 1 winner was an Independent.
- **MPs with cases related to Kidnapping:** 7 MPs declared cases related to kidnapping. Out of these, 2 MPs were fielded by BJP, 1 MP each from AITC, LJP, NCP and RJD each. 1 MP was an Independent.

Chances of Winning for a Candidate with Criminal Cases

Chances of winning for a candidate with criminal cases is calculated by dividing the number of winners with criminal cases with the number of candidates with criminal cases. The chances of winning for a candidate with a clean record would be calculated by dividing the number of winners with a clean record by the number of candidates with a clean record.

Note:

$$\text{Chances of Winning for Candidates with Criminal Records} = \frac{(\text{Winners with Criminal Cases})}{(\text{Candidates with Criminal Cases})}$$

$$\text{Chances of Winning for a Candidate with Clean Record} = \frac{(\text{Winners with a Clean Record})}{(\text{Candidates with Clean Record})}$$

The chances of winning for a candidate with criminal cases in the Lok Sabha 2014 elections is 13% whereas for a candidate with a clean record it is 5%.

Party wise Chances of Winning for Candidates with Criminal Cases

An ADR Report

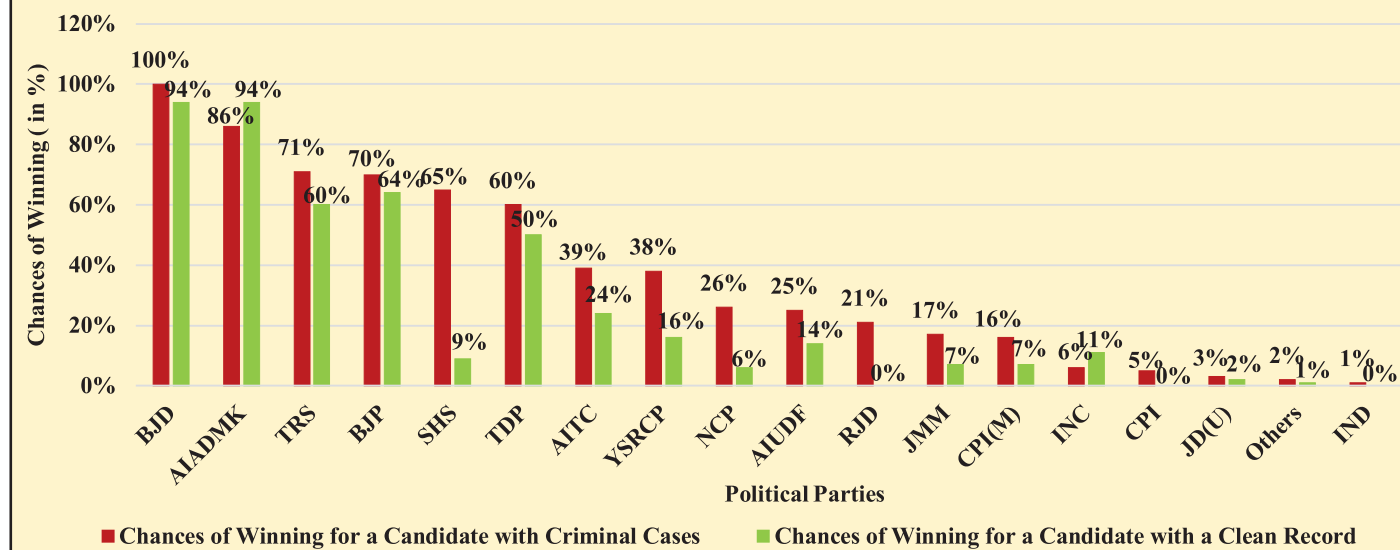


Figure 3-14: Party-wise Chances of Winning for Candidates with Criminal Cases

Party Name	Total number of candidates analysed	candidates with declared Criminal Cases	Candidates with a Clean Record	Total No. of Winners analysed	Winners with Criminal Cases	Winners with a Clean Record	Chances of winning for a candidate with criminal cases	Chances of winning for a candidate with a clean record
INC	463	128	335	44	8	36	6%	11%
BJP	426	139	287	281	97	184	70%	64%
AITC	131	18	113	34	7	27	39%	24%
JD(U)	93	33	60	2	1	1	3%	2%
CPI(M)	92	32	60	9	5	4	16%	7%
CPI	67	19	48	1	1	0	5%	0%
SHS	58	23	35	18	15	3	65%	9%
AIADMK	40	7	33	37	6	31	86%	94%
YSRCP	38	13	25	9	5	4	38%	16%
NCP	36	19	17	6	5	1	26%	6%
TDP	30	10	20	16	6	10	60%	50%
RJD	30	19	11	4	4	0	21%	0%
JMM	21	6	15	2	1	1	17%	7%
BJD	21	3	18	20	3	17	100%	94%
AIUDF	18	4	14	3	1	2	25%	14%
TRS	17	7	10	11	5	6	71%	60%
Others	3411	615	2796	42	13	29	2%	1%
IND	3213	309	2904	3	2	1	1%	0%
Total	8205	1404	6801	542	185	357	13%	5%

Table 3-10: Party-wise Chances of Winning for Candidates with Criminal Cases

Constituency wise analysis of criminality

The Association for Democratic Reforms analysed the proportion of candidates with criminal cases among the total candidates in the constituency. It was seen that when the proportion of candidates with criminal cases in the constituency is low, voters are more likely to vote for a candidate with a clean record. The graph below illustrates the same. In constituencies where the proportion of candidates with criminal cases is 0 to 5% of the total candidates in the constituency, 92% of winners in these constituencies have a clean record. As the proportion of candidates with criminal cases increases in a constituencies the winners with criminal cases also increase.

This suggests that given a choice, a voter is likely to vote for a candidate with a clean record. However when the proportion of candidates with criminal cases increases in the constituency, the voter is faced with a lack of choice and the winner is a candidate with criminal cases.

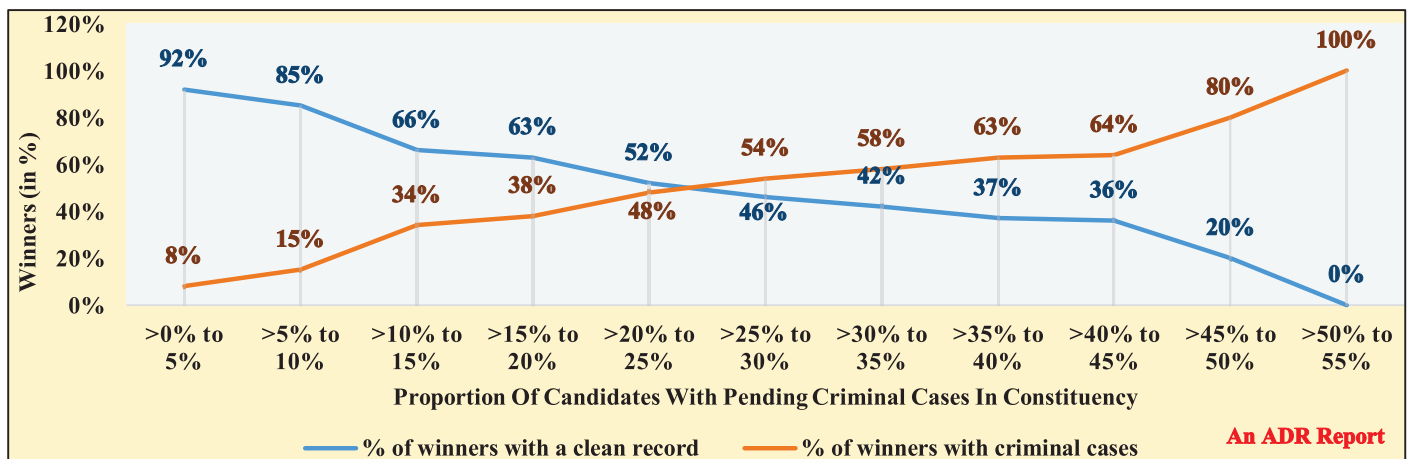


Figure 3-15: Constituency wise analysis of Criminality

Proportion of Candidates with Pending Criminal Cases in the Constituency	Total no. of such Constituencies	Winners with a clean record in such Constituencies	Winners with criminal cases	% of winners with a clean record	% of winners with criminal cases
>0% to 5%	12	11	1	92%	8%
>5% to 10%	94	80	14	85%	15%
>10% to 15%	103	68	35	66%	34%
>15% to 20%	64	40	24	63%	38%
>20% to 25%	71	37	34	52%	48%
>25% to 30%	41	19	22	46%	54%
>30% to 35%	33	14	19	42%	58%
>35% to 40%	27	10	17	37%	63%
>40% to 45%	14	5	9	36%	64%
>45% to 50%	10	2	8	20%	80%
>50% to 55%	3	0	3	0%	100%

Table 3-11: Constituency wise analysis of Criminality

Analysis of Criminal Cases Declared by the newly-elected Lok Sabha MPs in view of the Supreme Court order dated 10th of March, 2014

The Supreme Court judgement on the 10th of July, 2013 on Writ Petitions filed by Supreme Court advocate Ms Lily Thomas and Mr S.N. Shukla of Lok Prahari (Intervened by ADR) stated that if a sitting MP/MLA is convicted of charges listed under Sections 8(1), Section 8(2) and Section 8(3) of the Representation of the People Act then he/ she would be disqualified and the seat would be declared as vacant. Section 8(1) of the Representation of the People Act, 1951 (RP Act) lists the charges on which if an MP/MLA is convicted it would lead to his/her disqualification, Section 8(2) of the RP Act lists the charges on which if an MP/MLA is convicted with a imprisonment of not less than 6 months, it would lead to his/her disqualification, while Section 8(3) of the RP Act states that, "A person convicted of any offence and sentenced to imprisonment for not less than two years shall be disqualified from the date of such conviction and shall continue to be disqualified for a further period of six years since his release."

In an interim order on a PIL by NGO 'Public Interest Foundation', a Supreme Court bench on the 10th of March, 2014 directed that, "in relation to sitting MPs and MLAs who have charges framed against them for the offences which are specified in Section 8(1), 8(2) and 8(3) of the RP Act, the trial shall be concluded as speedily and expeditiously as may be possible and in no case later than one year from the date of the framing of charge(s). In such cases, as far as possible, the trial shall be conducted on a day-to-day basis."

The Association for Democratic Reforms and National Election Watch have analysed the affidavits of 542 newly-elected Members of Parliament out of which 59 (11%) MPs declared criminal cases against themselves where the charges have been framed. Out of these 59 MPs, this report analyses:

- The number of MPs with criminal cases which fall under Section 8(1) of the RP Act who will be disqualified if convicted
- The number of MPs with criminal cases which fall under Section 8(2) of the RP Act and who will be disqualified if they are convicted with a imprisonment of not less than 6 months,
- The number of MPs with criminal cases which fall under Section 8(3) of the RP Act who will be disqualified if they are convicted with a imprisonment of not less than 2 years.

The cases against these MPs (as per the interim order issued by the Supreme Court on March 10, 2014) would need to be concluded within a year, by the month of March, 2015. If convicted in any of these criminal cases, these MPs may face disqualification and their seat would be declared as vacant.

- MPs with criminal cases where charges have been framed: 59 MPs declared criminal cases where the charges have been framed. Out of these 47 MPs declared serious criminal cases where the charges have been framed.
- MPs with criminal cases where the court has taken cognizance: 160 MPs declared criminal cases where the court has taken cognizance. Out of these 102 MPs declared serious criminal cases where the court has taken cognizance.

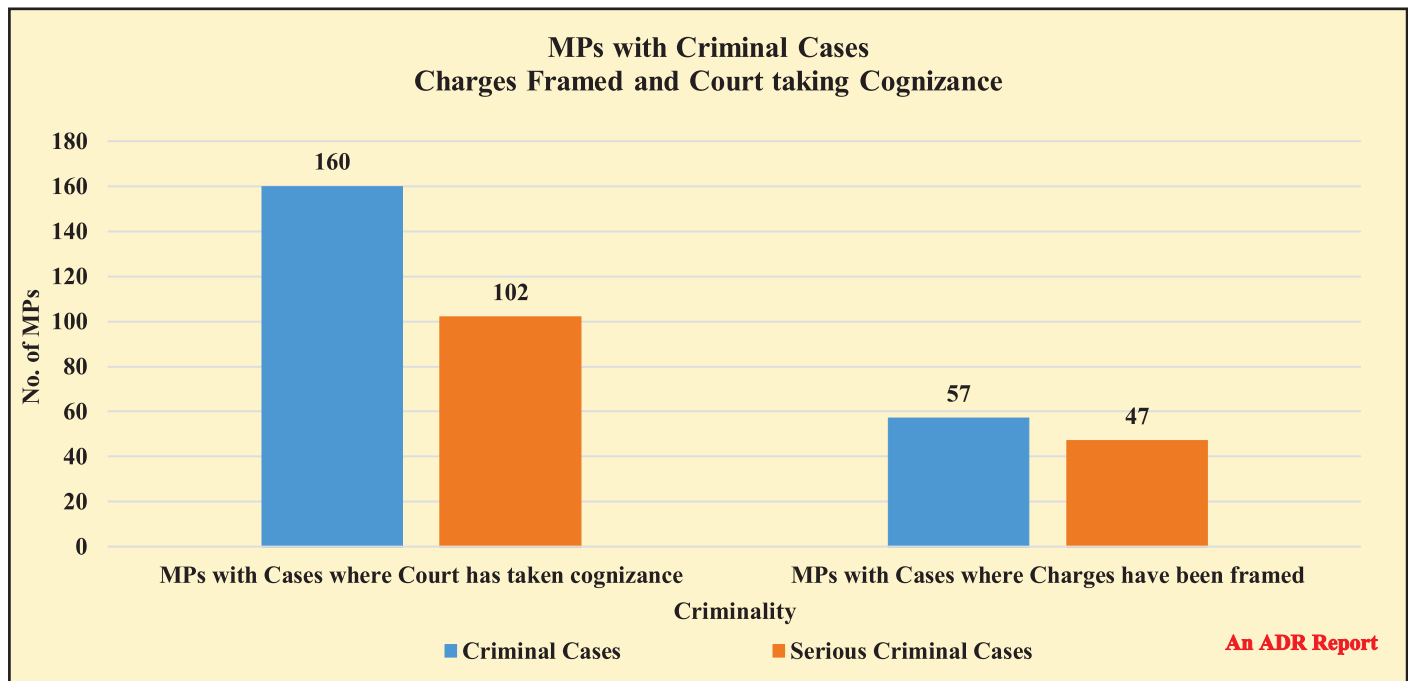


Figure 3-16: MPs with Criminal Cases - Charges Framed and Court Taking Cognizance

Charges which fall under Section 8(1) of the Representation of People's Act

S.No.	IPC Sections	Brief Description
1	153A	offence of promoting enmity between different groups on ground of religion, race, place of birth, residence, language, etc., and doing acts prejudicial to maintenance of harmony
2	171E	offence of bribery
3	171F	offence of undue influence or personation at an election
4	376A	Offences related to rape
5	376B	
6	376C	
7	376D	
8	498A	offence of cruelty towards a woman by husband or relative of a husband
9	505(2)	offence of making statement creating or promoting enmity, hatred or ill-will between classes or offence relating to such statement in any place of worship or in any assembly engaged in the performance of religious ceremonies
10	505(3)	

Table 3-12: Charges which fall under Section 8(1) of the RP Act - IPC Sections

S.No.	Acts	Brief Description
1	Protection of Civil Rights Act, 1955	punishment for the preaching and practice of "untouchability", and for the enforcement of any disability arising therefrom
2	Section 11 of Customs Act, 1962	offence of importing or exporting prohibited goods
3	Sections 10 to 12 of Unlawful Activities (Prevention) Act, 1967	offence of being a member of an association declared unlawful, offence relating to dealing with funds of an unlawful association or offence relating to contravention of an order made in respect of a notified place
4	Foreign Exchange (Regulation) Act, 1973	
5	Narcotic Drugs and Psychotropic Substances Act, 1985	
6	Section 3 and 4 of Terrorist and Disruptive Activities (Prevention) Act, 1987	offence of committing terrorist acts and offence of committing disruptive activities
7	Section 7 of Religious Institutions (Prevention of Misuse) Act, 1988	offence of contravention of the provisions of sections 3 to 6
8	Section 125 of R.P. Act	offence of promoting enmity between classes in connection with the election
9	Section 135 of R.P. Act	offence of removal of ballot papers from polling stations
10	Section 135A of R.P. Act	offence of booth capturing
11	Clause (a) subsection (2) of 136 of R.P. Act	offence of fraudulently defacing or fraudulently destroying any nomination paper
12	Section 6 of Places of Worship (Special Provisions) Act, 1991	offence of conversion of a place of worship
13	Section 2 Prevention of Insults to National Honour Act, 1971	offence of insulting the Indian National Flag or the Constitution of India
14	Section 3 Prevention of Insults to National Honour Act, 1971	offence of preventing singing of National Anthem
15	Commission of Sati (Prevention) Act, 1987	
16	Prevention of Corruption Act, 1988	
17	Prevention of Terrorism Act, 2002	

Table 3-13: Charges which fall under Section 8(1) of the RP Act - Acts

Summary and Highlights

Out of 59 MPs who declared criminal cases where the charges have been framed, 53 declared criminal cases under Section 8(1) and/or 8(3) of the RP Act. This includes Union Minister for Water Resources, River Development and Ganga Rejuvenation, Uma Bharti. These MPs may face disqualification whereby the seat would be declared vacant IF:

- a) They are convicted with charges under Section 8(1) and/or;
- b) They are convicted under section 8(3) with an imprisonment of more than 2 years.

(None of these 57 MPs have cases under Section 8(2) of the RP Act, where charges have been framed)

- **First Time MPs:** 23 MPs out of these 53 MPs were elected to the Lok Sabha for the first time.
- **Average Pendency:** Average pendency of the criminal cases declared by MPs under 8(1) and 8(3) of the RP Act is 10 years.
- **MPs who might face disqualification if convicted:** 10 MPs declared criminal cases where the charges have been framed which fall under Section 8(1) of the RP Act and who would face immediate disqualification if convicted.

The following 10 MPs declared criminal cases where the charges have been framed which fall under both Section 8(1) and 8(3) of the RP Act:

S.No	Name of the MP	Party	Constituency
1	Brij Bhusan Sharan Singh	BJP	Kaiserganj
2	Mahesh Giri	BJP	East Delhi
3	Uma Bharti	BJP	Jhansi
4	Dr.Murli Manohar Joshi	BJP	Kanpur
5	Lal Krishna Advani	BJP	Gandhinagar
6	Nalin Kumar Katil	BJP	Dakshina Kannada
7	Suresh Angadi	BJP	Belgaum
8	Ganesh Singh	BJP	Satna
9	Shrimant Chh. Udayanraje Pratapsinha Bhonsale	NCP	Satara
10	Anbumani Ramadoss	Pattali Makkal Katchi	Dharmapuri

Table 3-14: 10 MPs who have declared criminal cases where charges have been framed which fall under both Section 8(1) and 8(2) of the RP Act

MPs with highest number of declared criminal cases where charges have been framed which fall under Section 8(1) and/or 8(3) of the RP Act:

S.No	Name	Party	Constituency	Total Cases
1	Rajesh Ranjan Urf Pappu Yadav	RJD	Madhepura	13
2	Shrimant Chh. Udayanraje Pratapsinha Bhonsale	NCP	Satara	6
3	P Karunakaran	CPI(M)	Kasaragod	6
4	Tathagata Satpathy	BJD	Dhenkanal	6
5	Adv.Joice George	IND	Idukki	4
6	P K Sreemathi	CPI(M)	Kannur	4

Table 3-15: MPs with Highest Number of declared criminal cases where charges have been framed which fall under Section 8(1) and/or 8(3) of the RP Act

Party wise MPs with declared criminal cases where charges have been framed which fall under Section 8(1) and/or 8(3) of the RP Act:

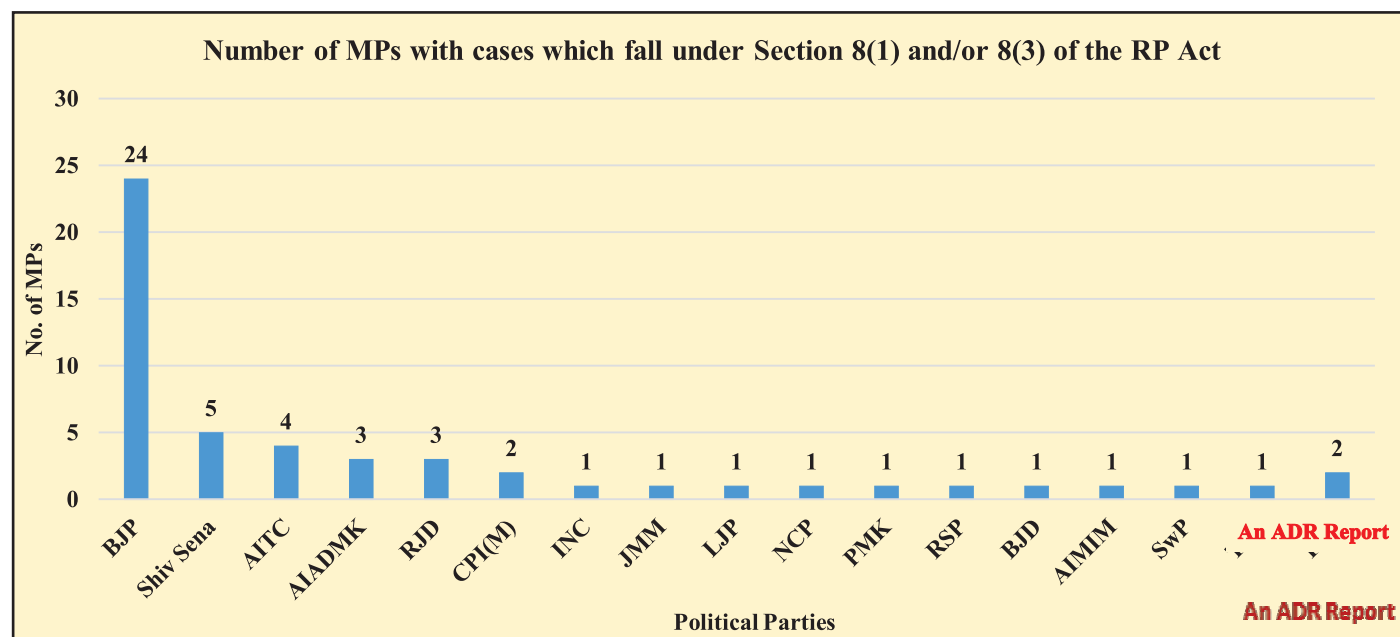


Figure 3-17: No. of MPs with cases which fall under Section 8(1) and/or 8(3) of the RP Act

Party	Number of MPs
BJP	24
Shiv Sena	5
AITC	4
AIADMK	3
RJD	3
CPI(M)	2
INC	1
JMM	1
LJP	1

Party	Number of MPs
NCP	1
Pattali Makkal Katchi	1
Revolutionary Socialist Party	1
BJD	1
All India Majlis-E-Ittehadul Muslimeen	1
Swabhimani Paksha	1
TRS	1
IND	2
Total	53

Table 3-16: Party wise MPs with declared criminal cases where charges have been framed which fall under Section 8(1) and/or 8(3) of the RP Act

First time Lok Sabha MPs with declared criminal cases where charges have been framed which fall under Section 8(1) and/or 8(3) of the RP Act:

S.No	Name	Party	State	Constituency
1	V.Sathyabama	AIADMK	Tamil Nadu	Tiruppur
2	Vijay Kumar Hansdak	JMM	Jharkhand	Rajmahal
3	Ashwini Kumar	BJP	Haryana	Karnal
4	Jadhav Sanjay (Bandu) Haribhau	Shiv Sena	Maharashtra	Parbhani
5	Hari G	AIADMK	Tamil Nadu	Arakkonam
6	P K Sreemathi	CPI(M)	Kerala	Kannur
7	Bhairon Prasad Mishra	BJP	Uttar Pradesh	Banda
8	Kunwer Sarvesh Kumar	BJP	Uttar Pradesh	Moradabad
9	Naba Kumar Sarania	IND	Assam	Kokrajhar
10	Saumitra Khan	AITC	West Bengal	Bishnupur
11	Parbhubhai Nagarbhai Vasava	BJP	Gujarat	Bardoli
12	Barne Shrirang Chandu	Shiv Sena	Maharashtra	Maval
13	A.Arunmozhithevan	AIADMK	Tamil Nadu	Cuddalore
14	B Sreeramulu	BJP	Karnataka	Bellary
15	Balka Suman	TRS	Telangana	Peddapalle
16	Shewale Rahul Ramesh	Shiv Sena	Maharashtra	Mumbai South Central
17	Vinayak Bhaurao Raut	Shiv Sena	Maharashtra	Ratnagiri Sindhudurg
18	Lallu Singh	BJP	Uttar Pradesh	Faizabad
19	Adv.Joice George	IND	Kerala	Idukki
20	Rama Kishore Singh	LJP	Bihar	Vaishali
21	Mahesh Giri	BJP	NCT of Delhi	East Delhi
22	Anbumani Ramadoss	Pattali Makkal Katchi	Tamil Nadu	Dharmapuri
23	Satish Dubey	BJP	Bihar	Valmiki Nagar

Table 3-17: First time Lok Sabha MPs with declared criminal cases where charges have been framed which fall under Section 8(1) and/or 8(3) of the RP Act

Details of Criminal Cases Declared by MPs which fall under Section 8(1) of the RP Act

(Disqualified if convicted)

S.No.	MP Information	Details of IPC/Acts which might lead to disqualification of MP
1	<p>Name: Brij Bhusan Sharan Singh State: UTTAR PRADESH Constituency: KAISERGANJ Party: BJP Cases (Charges framed)</p> <p>1. IPC Sections - 395, 397, 332, 337, 338, 295, 297, 153A, Other Details - Sec. 7 of Criminal Law Amendment Act, Crime No.- 197/1992, Thana Ramjanambhoomi, Ayodhya Janpad- Faizabad UP, Charges frame Dt.-17/8/2010, Charges frame Court Special Judge Ayodhya Lucknow</p>	<p>1 charge related to Promoting enmity between different groups on grounds of religion, race, place of birth, residence, language, etc., and doing acts prejudicial to maintenance of harmony (IPC Section-153A)</p>
2	<p>Name: Mahesh Giri State: NCT OF DELHI Constituency: EAST DELHI Party: BJP Cases (Charges framed)</p> <p>1. IPC Sections - 153A, 153B, 295, 505, Other Details - Sec.125 R.P. Act (RPA125), FIR No.66/2009, Dated-25/04/2009, PS-Bhav Nagar City, C-Division, 1st, Gujarat Section 153 AB. 295, Cr. Case No.7303/2009, Date of Cog.-16/02/2012 by the Court of 5th Additional Chief Judicial Magistrate, Bhavnagar, Date(s) on which the charge(s) was/were framed-25.03.2013</p>	<p>1 charge related to Promoting enmity between different groups on grounds of religion, race, place of birth, residence, language, etc., and doing acts prejudicial to maintenance of harmony (IPC Section-153A)</p> <p>1 charge related to Promoting enmity between classes in connection with election (Section 125 of R.P. Act)</p>
3	<p>Name: Uma Bharti State: UTTAR PRADESH Constituency: JHANSI Party: BJP Cases (Charges framed)</p> <p>1. IPC Sections - 147, 149, 153A, 153B, 505, Other Details - Case no.4350/10, FIR No. 198/1992, Police Station Ramjanm Bhumi Ayodhya, District Faizabad, Cognizance and Charges Frame Court - Special Judicial Magistrate Rai Bareilly, U.P. Aghtan, Cognition Dated. 28.07.2005, Charges frame Dated. 19.09.2003</p>	<p>1 charge related to Promoting enmity between different groups on grounds of religion, race, place of birth, residence, language, etc., and doing acts prejudicial to maintenance of harmony (IPC Section-153A)</p>
4	<p>Name: Dr. Murli Manohar Joshi State: UTTAR PRADESH Constituency: KANPUR Party: BJP Cases (Charges framed)</p>	<p>1 charge related to Promoting enmity between different groups on grounds of religion, race, place of birth, residence, language, etc., and doing acts prejudicial to maintenance of harmony (IPC Section-153A)</p>

S.No.	MP Information	Details of IPC/Acts which might lead to disqualification of MP
	<p>1. IPC Sections - 147, 149, 153A, 153B, 505 , Other Details - 198/02, Case No. 768/2003, PS. Ramjanam Bhumi, Ayodhya, Dist. Faizabad, UP, Cognizance and Charges frame Court Additional Chief Judicial Magistrate, Raebareilly, UP, charges frame date 28-07-2005, Revision Petition No. 217/2001, High Court Allahabad (Lucknow) Gave order in the favour of candidate, Against filed a petition into the Supreme Court S.L.P.</p>	
5	<p>Name:Lal Krishna Advani State: GUJARAT Constituency: GANDHINAGAR Party:BJP Cases (Charges framed) 1. IPC Sections - 153A, 153B, 505, 147, 149 , Other Details - Case No 4350/10 FIR No 198 of 1992 P.S Ram Janam Bhoomi Faizabad Ayodhya UP, Court - Spl. Judicial Magistrate Lalitpur UP,</p>	<p>1 charge related to Promoting enmity between different groups on grounds of religion, race, place of birth, residence, language, etc., and doing acts prejudicial to maintenance of harmony (IPC Section-153A)</p>
	<p>Court Which Framed The Charge - Shri V.K.Singh, The Ch. Judicial-Cum-Spl. Magistrate, Rai Barielly, Date of Charges Framed - 28-7-2005, Whether All or any of the Proceeding Have Been Stayed by any Court of Competent Jurisdiction - No However Petition for Special Leave to Appeal (Cri)No.(S)2275/2011, From The Judgement and Order 20-05-2010 in Criminal Revision No. 217/2001 of The H.C. of Judicature at Allahabad Bench at Lucknow Has Been Filed by State Thru CBI VS Kalyan Singh and Others, Which is Pending)</p>	
6	<p>Name:Nalin Kumar Katil State: KARNATAKA Constituency: DAKSHINA KANNADA Party:BJP Cases (Charges framed) 1. IPC Sections - 120B 153,153A,153B, 501, 504, 506(ii), 34 , Other Details - Crime No. 55/09 of Sullia Police Station, Dakshina Kannada District, Karnataka, Registered on 07-02-2009 on the basis of the Private Complaint, PC No. 29/09 dated 04/03/2009, Cognizance by Hon'ble Civil Judge (Junior Division) & Judicial Magistrate First Class Court Sullia, Dakshina Kannada , CC No 1238/2010, Cognizance taken on 21/12/2010, Framed by Hon'ble Civil Judge (Junior Division) & Judicial Magistrate First Class Court Sullia, Dakshina Kannada on 21.08.2012</p>	<p>1 charge related to Promoting enmity between different groups on grounds of religion, race, place of birth, residence, language, etc., and doing acts prejudicial to maintenance of harmony (IPC Section-153A)</p>
7	<p>Name:Suresh Angadi State: KARNATAKA Constituency: BELGAUM Party:BJP Cases (Charges framed) 1. IPC Sections - 153(A), 505(2), 172(C), Other Details - 123(3) & 123(3A) of Representation of Peoples Act. Case No.CC No.4/2010,FIR No.Market PS CR No.89/09, Police Station-Market PD,District-Belgaum, State-Karnataka, II JMFC Belgaum, Charges Framed on Date-31.12.2009</p>	<p>1 charge related to Promoting enmity between different groups on grounds of religion, race, place of birth, residence, language, etc., and doing acts prejudicial to maintenance of harmony (IPC Section-153A) 1 charge related to Statements creating or promoting enmity, hatred or ill-will between classes (IPC Section – 505(2))</p>

S.No.	MP Information	Details of IPC/Acts which might lead to disqualification of MP
8	<p>Name:Shrimant Chh. Udayanraje Pratapsinha Bhonsale State: MAHARASHTRA Constituency: SATARA Party:NCP Total cases where charges have been framed:6 Serious IPC:8 Other IPC:21 Cases (Charges framed)</p> <ol style="list-style-type: none"> 1. IPC Sections - 143, 147, 504, 506, 427, 171F , Other Details - Satara police station, FIR No. 98/2007, Case no. 177/2007, Dt. 11-3-2007, Chief Judicial Magistrate Court Satara 	<p>1 charge related to undue influence or personation at an election (IPC Section-171F)</p>
9	<p>Name:Ganesh Singh State: MADHYA PRADESH Constituency: SATNA Party:BJP Cases (Charges framed)</p> <ol style="list-style-type: none"> 1. IPC Sections - 120B, 420, 467, 468, 471, 511, 34, Other Details - 13(1) D.13 (2) PREVENTION OF CORRUPTION ACT (PCA). CASE NO.7/04, SPECIAL JUDGE MADAM SATNA, DATED. 18/01/2007 	<p>1 charge related to Criminal misconduct by a public servant if he by corrupt or illegal means, obtains for himself or for any other person any valuable thing or pecuniary advantage; or by abusing his position as a public servant, obtains for himself or for any other person any valuable thing or pecuniary advantage; or while holding office as a public servant, obtains for any person any valuable thing or pecuniary advantage without any public interest (Section 13(1)(d) of the Prevention of Corruption Act) 1 charge related to criminal misconduct (Section 13(2) of the Prevention of Corruption Act)</p>
10	<p>Name:Anbumani Ramadoss State: TAMIL NADU Constituency: DHARMAPURI Party:Pattali Makkal Katchi Cases (Charges framed)</p> <ol style="list-style-type: none"> 1. IPC Sections - 120B, 420, 468, 471 , Other Details - Section 13(2)r/w 13(1)(d) of Prevention of Corruption Act (PCA), 1988, R.C.No.0062010 A 0014, Special Judge Court No.4 for CBI Cases Lucknow, Cog.Date-25/2/2013 2. IPC Sections - 120B, 420, 465, 468, 471 , Other Details - Section 13(2)r/w 13(1)(d) of Prevention of Corruption Act (PCA), RCAC2010 A0003 CBI New Delhi, Special Judge for CBI Cases, Patiala House Courts, New Delhi, Cog.Date-8/6/2012 	<p>2 charges related to Criminal misconduct by a public servant if he by corrupt or illegal means, obtains for himself or for any other person any valuable thing or pecuniary advantage; or by abusing his position as a public servant, obtains for himself or for any other person any valuable thing or pecuniary advantage; or while holding office as a public servant, obtains for any person any valuable thing or pecuniary advantage without any public interest (Section 13(1)(d) of the Prevention of Corruption Act) 2 charges related to criminal misconduct (Section 13(2) of the Prevention of Corruption Act)</p>

Table 3-18: Details of Criminal Cases Declared by MPs which fall under Section 8(1) of the RP Act

List of MPs with criminal cases which fall under Section 8(3) of the RP Act

(Disqualified if convicted with a punishment of not less than 2 years)

S. No.	MP Information	Details of IPC/Acts which might lead to disqualification of MP
1	<p>Name:Rajesh Ranjan Urf Pappu Yadav State: BIHAR Constituency: MADHEPURA Party:RJD Cases (Charges framed)</p> <ol style="list-style-type: none"> 1. IPC Sections - 147, 148, 149, 307, 379, 385, 323 , Other Details - G.R. Case No.2017/90, K.Hat, P.S. Case No.360/90 Dist. Purnia Bihar, Date of Charges-30.8.2013 SDJM Purnia, Date of Cong. 25.08.1999 2. IPC Sections - 147, 148, 149, 452, 323, 448, 504, 505B, 386, 365, Other Details - 27 Arms Act G.R.-687/93, Banmakhi P.S. Case No.82/93, Dist. Purnea, Bihar, Dt of Charges.-8/12/00, SDJM Purnea, Date of Cong. 20.03.1998 3. IPC Sections - 307, 325, 323, 353, 34, Other Details - 27 Arms Act, S.S.T.-133/91, Banmakhi P.S. Case No.37/87. Dist. Purnia, Bihar, Dt of Charges-26.03.2001, SDJM Purnia, Date of Cog. 04.08.88 4. IPC Sections - 364, 120B , Other Details - S.S.T.260/96 K.Hat., P.S. Case No.-282/91, Dist. Purnia Bihar, Dt. of charges-26.03.2001, FTC-3, Purnea, Date of Cog. 22.04.92 5. IPC Sections - 399, 402, 307 , Other Details - 27 Arms Act, S.T.458/89, K.Hat., P.S. Case No.-19/86, Dist. Purnia Bihar, Dt. of charges-30.3.2000, FTC-3 Purnea, Date of Cog. 05.05.1986 6. IPC Sections - 365, 367, 386, 34, 109, 114, Other Details - S.T.34/89, K.Hat., P.S. Case No.-66/87, Dist. Purnia Bihar, Dt. of Charges-22.12.98, FTC No.3 Purnea, Date of Cog. 06.07.88 7. IPC Sections - 395, Other Details - S.T.478/89, K.Hat., P.S. Case No.-143/88, Dist. Purnia Bihar, Dt. of Charges-27.03.1991, FTC-8 Purnea, Date of Cog. 04.08.88 8. IPC Sections - 147, 148, 149, 323, 324, 307, 379, 436, 427 , Other Details - 27 Arms Act & 3 (i) (v) (xv) 3(2) (iii)(iv) (v) SC/ST Act, S.T.519/98, K.Nagar, P.S. Case No.232/92, Dist. Purnia Bihar, Dt. of Charges-19.10.13, Ist Addition Session Judge Cum Special ADJ Purnea, Date of Cog. 20.12.95 9. IPC Sections - 364, 307, 302, 34 , Other Details - 27 Arms Act, S.T. 56/99 Banmakhi Case No.258/91, Dist. Purnea Bihar, Dt. of Charges-19.05.09 Adhoc Judge No.3 Purnea, Date of Cog. 24.04.92 10. IPC Sections - 414, Other Details - GR.5335/04 Phulwari Case No.840/04, Patna Bihar, Dt. of Charges-25.11.2013 A.K. Ram. JAM Pat, Date of Cog. 17.02.2005 	<p>5 charges related to Attempt to murder (IPC Section-307) 3 charges related to theft (IPC Section-379) 2 charges related to Extortion by putting a person in fear of death or grievous hurt (IPC Section-386) 2 charges related to Kidnapping or abducting with intent secretly and wrongfully to confine person (IPC Section-365) 2 charges related to Kidnapping or abducting in order to murder (IPC Section-364) 2 charges related to criminal intimidation (IPC Section-506) 1 charge related to Cheating and dishonestly inducing delivery of property (IPC Section-420) 1 charge related to Forgery for purpose of cheating (IPC Section-468) 1 charge related to House-trespass after preparation for hurt, assault or wrongful restraint (IPC Section-452) 1 charge related to attempting to commit offences punishable with imprisonment for life or other imprisonment (IPC Section-511) 1 charge related to Mischief by injury to public road, bridge, river or channel (IPC Section-431) 1 charge related to Voluntarily causing hurt to deter public servant from his duty (IPC Section-332) 1 charge related to voluntarily causing grievous hurt (IPC Section-325) 1 charge related to Making preparation to commit dacoity (IPC Section-399) 1 charge related to Assembling for purpose of committing dacoity (IPC Section-402) 1 charge related to Kidnapping or abducting in order to subject person to grievous hurt, slavery, etc. (IPC Section-367) 1 charge related to dacoity (IPC Section-395) 1 charge related to Voluntarily causing hurt by dangerous weapons or means (IPC Section-324) 1 charge related to Mischief by fire or explosive substance with intent to destroy house, etc. (IPC Section-436)</p>

S. No.	MP Information	Details of IPC/Acts which might lead to disqualification of MP
	<p>11. IPC Sections - 342, 506 , Other Details - NDRS, PS FIR No.281/99 Delhi, Dt. of Charges-27.04.07 Arvind Bansal MM, Tis Hazari, Date of Cog. 06.06.02</p> <p>12. IPC Sections - 420, 448, 506, 419, 468, 511, 120B, Other Details - GR.NO.3821/95, Shastri Nagar PS.552/95 Patna Bihar, Dt. of Charges-11/9/98, A.K. Ram. J.M.PAT, Date of Cog. 30.04.96</p> <p>13. IPC Sections - 147, 431, 323, 336, 426, 353, 504, 379, 332, Other Details - GR. No.775/03 Fatuah PS. No.70/03 Patna Bihar, Dt. of charges-26.11.12 SDJM. Pat. City, Date of Cog. 6.12.2011</p>	<p>1 charge related to Murder (IPC Section-302) 1 charge related to Assisting in concealment of stolen property (IPC Section-414) 4 charges related to rioting (IPC Section-147) 3 charges related to Rioting, armed with deadly weapon (IPC Section-148) 2 charges related to Intentional insult with intent to provoke breach of the peace (IPC Section-504) 2 charges related to Assault or criminal force to deter public servant from discharge of his duty (IPC Section-353) 1 charge related to Putting person in fear of injury in order to commit extortion (IPC Section-385) 1 charge related to Mischief causing damage to the amount of fifty rupees (IPC Section-427) 1 charge related to wrongful Confinement (IPC Section-342) 1 charge related to cheating by personation (IPC Section-419)</p>
2	<p>Name:Satish Dubey State: BIHAR Constituency: VALMIKI NAGAR Party:BJP Cases (Charges framed)</p> <p>1. IPC Sections - 147, 148, 149, 382, 307, 435, 436, 427, 379, 452, 380, 428, 429 , Other Details - Section 27 Arms Act, Case No.-212/93, P.S.-Chanpatiya, Court - CJM Betiya, Cognizance Date-2-12-1995, Court Which Framed The Charge - 1st Additional Session Judge, Betiya, Date on Which the Charge Was Framed- 26-7-2010</p> <p>2. IPC Sections - 395, 397 , Other Details - Case No.-151/99, P.S.-Wagha, Cognizance by Chief Additional Magistrate, Wagha, on 19.08.2000, Court Which Framed The Charge - 1st Additional Session Judge Betiya, Date on Which the Charge Was Framed- 31-05-2013</p>	<p>1 charge related to Theft after preparation made for causing death, hurt or restraint in order to the committing of the theft (IPC Section-382) 1 charge related to Attempt to murder (IPC Section-307) 1 charge related to Mischief by destroying or moving, etc., a land- mark fixed by public authority Mischief by fire or explosive substance with intent to cause damage to amount of one hundred or (in case of agricultural produce) ten rupees (IPC Section-435) 1 charge related to Mischief by fire or explosive substance with intent to destroy house, etc. (IPC Section-436) 1 charge related to theft (IPC Section-379) 1 charge related to House-trespass after preparation for hurt, assault or wrongful restraint (IPC Section-452) 1 charge related to Theft in dwelling house, etc. (IPC Section-380) 1 charge related to Mischief by killing or maiming cattle, etc., of any value or any animal of the value of fifty rupees (IPC Section-429) 1 charge related to dacoity (IPC Section-395) 1 charge related to Robbery, or dacoity, with attempt to cause death or grievous hurt (IPC Section-397) 1 charge related to rioting (IPC Section-147) 1 charge related to Rioting, armed with deadly weapon (IPC Section-148) 1 charge related to Mischief causing damage to the amount of fifty rupees (IPC Section-427) 1 charge related to Mischief by killing or maiming animal of the value of ten rupees (IPC Section-428)</p>

S. No.	MP Information	Details of IPC/Acts which might lead to disqualification of MP
3	<p>Name:Shrimant Chh. Udayanraje Pratapsinha Bhonsale State: MAHARASHTRA Constituency: SATARA Party:NCP Cases (Charges framed)</p> <ol style="list-style-type: none"> 1. IPC Sections - 302, 147, 148, 427 , Other Details - Sec.36(1) (3) B. P. Act, Sessions Case no.35/2000, Fir no.363/1999, High Court Appeal no.726/2001, Satara City Police Station, Pending in the Mumbai High Court 2. IPC Sections - 452, 504, 507 , Other Details - Case no.215/2006, FIR No.517/2006, Satara City Police Station, Chief Judicial Magistrate Satara 3. IPC Sections - 143, 147, 149, 341, 355, 504, 435, 506, 427 , Other Details - Sec. 37(1)(3)/135 of Bombay Police Act, Satara police station, FIR No. 59/2007, Case no. 112/2007, Dt. 23-3-2007, Chief Judicial Magistrate Court Satara 4. IPC Sections - 143, 147, 504, 506, 427, 171F , Other Details - Satara police station, FIR No. 98/2007, Case no. 177/2007, Dt. 11-3-2007, Chief Judicial Magistrate Court Satara 5. IPC Sections - 353, 452 , Other Details - Satara Police Station, FIR No. 340/2005, Case No. 391/2005, Dt. 30-12-2005, Chief Judicial Magistrate Court, Satara, 6. IPC Sections - 447, 323, 504, 506, 34 , Other Details - Satara Police Station, FIR No. 192/2006, Case no. 292/2006, Dt. 19-9-2006, Chief Judicial Magistrate Court Satara 	<p>3 charges related to criminal intimidation (IPC Section-506) 2 charges related to House-trespass after preparation for hurt, assault or wrongful restraint (IPC Section-452) 1 charge related to Murder (IPC Section-302) 1 charge related to Mischief by destroying or moving, etc., a land- mark fixed by public authority Mischief by fire or explosive substance with intent to cause damage to amount of one hundred or (in case of agricultural produce) ten rupees (IPC Section-435) 1 charge related to undue influence or personation at an election (IPC Section-171F) 4 charges related to Intentional insult with intent to provoke breach of the peace (IPC Section-504) 3 charges related to rioting (IPC Section-147) 3 charges related to Mischief causing damage to the amount of fifty rupees (IPC Section-427) 1 charge related to Rioting, armed with deadly weapon (IPC Section-148) 1 charge related to Criminal intimidation by an anonymous communication (IPC Section-507) 1 charge related to Assault or criminal force with intent to dishonour person, otherwise than on grave provocation (IPC Section-355) 1 charge related to Assault or criminal force to deter public servant from discharge of his duty (IPC Section-353)</p>
4	<p>Name:Kachhadiya Naranbhai Bhikhabhai State: GUJARAT Constituency: AMRELI Party:BJP Cases (Charges framed)</p> <ol style="list-style-type: none"> 1. IPC Sections - 147,148,149,395,392,397,427,435,436,451,336,307,186,332,504,506(2),120B , Other Details - SAVARKUNDALA POLICE STATION DIST:- AMRELI, SESSION CASE NO.:- 254/2001 FIR NO:- 2/97, Sec - 135 G.P.Act, Date on Which the Charge Was Framed- 4-10-2012 	<p>1 charge related to dacoity (IPC Section-395) 1 charge related to robbery (IPC Section-392) 1 charge related to Robbery, or dacoity, with attempt to cause death or grievous hurt (IPC Section-397) 1 charge related to Mischief by destroying or moving, etc., a land- mark fixed by public authority Mischief by fire or explosive substance with intent to cause damage to amount of one hundred or (in case of agricultural produce) ten rupees (IPC Section-435) 1 charge related to Mischief by fire or explosive substance with intent to destroy house, etc. (IPC Section-436) 1 charge related to House-trespass in order to commit offence punishable with imprisonment (IPC Section-451) 1 charge related to Attempt to murder (IPC Section-307) 1 charge related to Voluntarily causing hurt to deter public servant from his duty (IPC Section-332)</p>

S. No.	MP Information	Details of IPC/Acts which might lead to disqualification of MP
		<p>1 charge related to rioting (IPC Section-147) 1 charge related to Rioting, armed with deadly weapon (IPC Section-148) 1 charge related to Mischief causing damage to the amount of fifty rupees (IPC Section-427) 1 charge related to Intentional insult with intent to provoke breach of the peace (IPC Section-504)</p>
5	<p>Name:Ganesh Singh State: MADHYA PRADESH Constituency: SATNA Party:BJP Total cases where charges have been framed:2 Serious IPC:7 Other IPC:7 Cases (Charges framed) 1. IPC Sections - 166, 217, 218, 420, 467, 477A, 34 , Other De-tails - CASE NO.16/2004, JUDICIAL MAGISTRATE FIRST CLASS, AMARPATAN, DATED.21/01/2004 2. IPC Sections - 120B, 420, 467, 468, 471, 511, 34, Other Details - 13(1) D.13 (2) PREVENTION OF CORRUPTION ACT (PCA). CASE NO.7/04, SPECIAL JUDGE MADAM SATNA, DATED. 18/01/2007</p>	<p>2 charges related to Cheating and dishonestly inducing delivery of property (IPC Section-420) 2 charges related to Forgery of valuable security, will, etc. (IPC Section-467) 1 charge related to Falsification of accounts (IPC Section-477A) 1 charge related to Forgery for purpose of cheating (IPC Section-468) 1 charge related to attempting to commit offences punishable with imprisonment for life or other imprisonment (IPC Section-511) 1 charge related to Public servant disobeying direction of law with intent to save person from punishment or property from forfeiture (IPC Section-217) 1 charge related to Public servant framing incorrect record or writing with intent to save person from punishment or property from forfeiture (IPC Section-218)</p>
6	<p>Name:Brij Bhusan Sharan Singh State: UTTAR PRADESH Constituency: KAISERGANJ Party:BJP Cases (Charges framed) 1. IPC Sections - 147, 148, 149, 307 , Other Details - Sec. 27 Arms Act, Crime No.-467/1993, PS Nawabganj, Janpad Gonda UP, Charges frame Dt.-26.05.1995, Charges frame Court Fifth Additional Sessions Judge, Gonda 2. IPC Sections - 395, 397, 332, 337, 338, 295, 297, 153A , Other Details - Sec. 7 of Criminal Law Amendment Act, Crime No.-197/1992, Thana Ramjanambhoomi, Ayodhya Janpad- Faizabad UP, Charges frame Dt.-17/8/2010, Charges frame Court Special Judge Ayodhya Lucknow</p>	<p>1 charge related to Attempt to murder (IPC Section-307) 1 charge related to dacoity (IPC Section-395) 1 charge related to Robbery, or dacoity, with attempt to cause death or grievous hurt (IPC Section-397) 1 charge related to Voluntarily causing hurt to deter public servant from his duty (IPC Section-332) 1 charge related to Injuring or defiling place of worship with intent to insult the religion of any class (IPC Section-295) 1 charge related to Promoting enmity between different groups on grounds of religion, race, place of birth, residence, language, etc., and doing acts prejudicial to maintenance of harmony (IPC Section-153A) 1 charge related to rioting (IPC Section-147) 1 charge related to Rioting, armed with deadly weapon (IPC Section-148) 1 charge related to Causing grievous hurt by act endangering life or personal safety of others (IPC Section-338)</p>

S. No.	MP Information	Details of IPC/Acts which might lead to disqualification of MP
7	<p>Name:Adhir Ranjan Chowdhury State: WEST BENGAL Constituency: BAHARAMPUR Party:INC Cases (Charges framed)</p> <ol style="list-style-type: none"> 1. IPC Sections - 302, 324, 326, 34, 120B , Other Details - Sec. 25/27 Arms Act, Berahampore PS Case No-489/11 Date 15/05/2011, Murshidab,W.B. Cognizance and Charges Frame Court Chief Judicial Magistrate Murshidabad CC No-2108/2011, Charges frame date 25-09-2013 2. IPC Sections - 143, 341, 186, 332, 353, 506 , Other Details - Berahampore PS Case No-223/2007 Date 24/05/07,Murshidabad,W.B., Cognizance and Charges Frame Court Chief Judicial Magistrate Murshidabad Gr No-715/2007, Charges frame date 30-11-2009 	<p>1 charge related to Murder (IPC Section-302) 1 charge related to Voluntarily causing hurt by dangerous weapons or means (IPC Section-324) 1 charge related to Voluntarily causing grievous hurt by dangerous weapons or means (IPC Section-326) 1 charge related to Voluntarily causing hurt to deter public servant from his duty (IPC Section-332) 1 charge related to criminal intimidation (IPC Section-506) 1 charge related to Assault or criminal force to deter public servant from discharge of his duty (IPC Section-353)</p>
8	<p>Name:Anbumani Ramadoss State: TAMIL NADU Constituency: DHARMAPURI Party:Pattali Makkal Katchi Total cases where charges have been framed:3 Serious IPC:4 Other IPC:8 Cases (Charges framed)</p> <ol style="list-style-type: none"> 1. IPC Sections - 147, 143, 188 , Other Details - Section-7(1) (A)CLA Act, Cr.No.142/2012, Mamallapuram Police Station, Kanchipuram Dist. Tamil Nadu, DMC-Judicial Magistrate Court, Thirukazhukundram, Kancheepuram Dist., CC.No.44/2013, Cog.Date-11/7/2013 2. IPC Sections - 120B, 420, 468, 471 , Other Details - Section 13(2)r/w 13(1)(d) of Prevention of Corruption Act (PCA), 1988, R.C.No.0062010 A 0014, Special Judge Court No.4 for CBI Cases Lucknow, Cog.Date-25/2/2013 3. IPC Sections - 120B, 420, 465, 468, 471 , Other Details - Section 13(2)r/w 13(1)(d) of Prevention of Corruption Act (PCA), RCAC2010 A0003 CBI New Delhi, Special Judge for CBI Cases, Patiala House Courts, New Delhi, Cog.Date-8/6/2012 	<p>2 charges related to Cheating and dishonestly inducing delivery of property (IPC Section-420) 2 charges related to Forgery for purpose of cheating (IPC Section-468) 1 charge related to rioting (IPC Section-147) 1 charge related to forgery (IPC Section-465)</p>
9	<p>Name:Suvendu Adhikari State: WEST BENGAL Constituency: TAMLUK Party:AITC Cases (Charges framed)</p> <ol style="list-style-type: none"> 1. IPC Sections - 147, 149, 323, 325, 379 , Other Details - GR 229/97, PS Contai, Purba Medinipur, WB, 3rd J.M. Contai Court, charges frame date 20-12-97 2. IPC Sections - 147, 148, 149, 323, 307, 364 , Other Details - GR 757/97 PS Contai, Purba Medinipur, WB, A.C.J.M. Contai Court, charges frame date 26-02-99, Revision case filed on the Hon'ble High Court Calcutta 	<p>1 charge related to voluntarily causing grievous hurt (IPC Section-325) 1 charge related to theft (IPC Section-379) 1 charge related to Attempt to murder (IPC Section-307) 1 charge related to Kidnapping or abducting in order to murder (IPC Section-364) 2 charges related to rioting (IPC Section-147) 1 charge related to Rioting, armed with deadly weapon (IPC Section-148)</p>

S. No.	MP Information	Details of IPC/Acts which might lead to disqualification of MP
10	<p>Name:Mahesh Giri State:NCT OF DELHI Constituency: EAST DELHI Party:BJP Cases (Charges framed)</p> <ol style="list-style-type: none"> 1. IPC Sections - 153A, 153B, 295, 505 , Other Details - Sec.125 R.P. Act (RPA125), FIR No.66/2009, Dated-25/04/2009, PS-Bhav Nagar City, C-Division, 1st, Gujarat Section 153 AB. 295,Cr. Case No.7303/2009 ,Date of Cog.-16/02/2012 by the Court of 5th Additional Chief Judicial Magistrate ,Bhavnagar ,Date(s) on which the charge(s) was/were framed-25.03.2013 	<p>1 charge related to Statements conducing to public mischief (IPC Section-505) 1 charge related to Promoting enmity between different groups on grounds of religion, race, place of birth, residence, language, etc., and doing acts prejudicial to maintenance of harmony (IPC Section-153A) 1 charge related to Imputations, assertions prejudicial to national-integration (IPC Section-153B) 1 charge related to Injuring or defiling place of worship with intent to insult the religion of any class (IPC Section-295)</p>
11	<p>Name:Rama Kishore Singh State: BIHAR Constituency: VAISHALI Party:LJP Cases (Charges framed)</p> <ol style="list-style-type: none"> 1. IPC Sections - 360, 364, 365, 369, 120B , Other Details - Fir No. 320/92, Hazipur Nagar PS. Vaishali Bihar, Court - ADJ IV Class, Hazipur, Vaishali, ST. No. 42/97, Cognizance Date - 07/09/1992, Court Which Framed The Charge-ADJ III Hazipur, Vaishali, Date on Which the Charge Was Framed- 25-02-2008 	<p>1 charge related to Kidnapping or abducting child under ten years with intent to steal from its person (IPC Section-369) 1 charge related to Kidnapping from India (IPC Section-360) 1 charge related to Kidnapping or abducting in order to murder (IPC Section-364) 1 charge related to Kidnapping or abducting with intent secretly and wrongfully to confine person (IPC Section-365)</p>
12	<p>Name:Adv.Joice George State: KERALA Constituency: IDUKKI Party:IND Cases (Charges framed)</p> <ol style="list-style-type: none"> 1. IPC Sections - 143, 147, 188, 294B, 332, 354, 505B(1), 149, Other Details - ASE no.270/13,Sec 117(b),117(c)of KP Act. JFCM Idukki CC NO. 466/13, 25-05-13, Kerala. Date of framing charges: 25/5/13 2. IPC Sections - 143, 147, 188, 294B, 505B(1), 149 , Other Details - Case no.267/13,JFCM Idukki,CC NO.473/13, Date of framing charges: 30-05-13 3. IPC Sections - 143, 147, 188, 294B, 505B(1), 149 , Other Details - Case no 269/13 sec 117(b) 117(c) of KP Act,JFCM Idukki CC No.500/13, Date of framing charges: 28-05-13 4. IPC Sections - 143, 147, 188, 294B, 332, 505B(1), 149 , Other Details - Case no 268/13, sec 117(b) 117(c)of KP Act, JFCM Idukki CC.NO.539/13, Date of framing charges: 30-05-13 	<p>2 charges related to Voluntarily causing hurt to deter public servant from his duty (IPC Section-332) 1 charge related to Assault or criminal force to woman with intent to outrage her modesty (IPC Section-354) 4 charges related to rioting (IPC Section-147)</p>
13	<p>Name:Uma Bharti State: UTTAR PRADESH Constituency: JHANSI Party:BJP Cases (Charges framed)</p> <ol style="list-style-type: none"> 1. IPC Sections - 147, 149, 153A, 153B, 505 , Other Details - Case no.4350/10, FIR No. 198/1992, Police Station Ramjanm Bhumi Ayodhya, District Faizabad , Cognizance and Charges Frame Court - Special Judicial Magistrate Rai Bareilly, U.P. Aghtan, Cognition Dated. 28.07.2005, Charges frame Dated. 19.09.2003 	<p>1 charge related to Promoting enmity between different groups on grounds of religion, race, place of birth, residence, language, etc., and doing acts prejudicial to maintenance of harmony (IPC Section-153A) 1 charge related to Imputations, assertions prejudicial to national-integration (IPC Section-153B) 1 charge related to Statements conducing to public mischief (IPC Section-505) 1 charge related to rioting (IPC Section-147) 1 charge related to defamation (IPC Section-500)</p>

S. No.	MP Information	Details of IPC/Acts which might lead to disqualification of MP
	<p>2. IPC Sections - 500 , Other Details - RT No. 5520/2003, Police Station Tallaiya Bhopal M.P., Civil Case, Cognizance and charges frame court - Chief Judicial Magistrate Bhopal, Shri Pankaj Maheshwari/ RT No. 5520/2003, Cognition Dated. 17.11.2003, charges frame Date 15.02.2005</p>	
14	<p>Name:Dr.Murli Manohar Joshi State: UTTAR PRADESH Constituency: KANPUR Party:BJP Cases (Charges framed)</p> <p>1. IPC Sections - 147, 149, 153A, 153B, 505 , Other Details - 198/02, Case No. 768/2003, PS. Ramjanam Bhumi, Ayodhya, Dist. Faizabad, UP, Cognizance and Charges frame Court Additional Chief Judicial Magistrate, Rai Bareilly, UP, charges frame date 28-07-2005, Revision Petition No. 217/2001, High Court Allahabad (Lucknow) Gave order in the favour of candidate, Against filed a petition into the Supreme Court S.L.P.</p>	<p>1 charge related to Promoting enmity between different groups on grounds of religion, race, place of birth, residence, language, etc., and doing acts prejudicial to maintenance of harmony (IPC Section-153A) 1 charge related to Imputations, assertions prejudicial to national-integration (IPC Section-153B) 1 charge related to Statements conducing to public mischief (IPC Section-505) 1 charge related to rioting (IPC Section-147)</p>
15	<p>Name:Lal Krishna Advani State: GUJARAT Constituency: GANDHINAGAR Party:BJP Cases (Charges framed)</p> <p>1. IPC Sections - 153A, 153B, 505, 147, 149 , Other Details - Case No 4350/10 FIR No 198 of 1992 P.S Ram Janam Bhoomi Faizabad Ayodhya UP, Court - Spl. Judicial Magistrate Lalitpur UP, Court Which Framed The Charge - Shri V.K.Singh, The Ch. Judicial-Cum-Spl. Magistrate, Rai Barielly, Date of Charges Framed - 28-7-2005, Whether All or any of the Proceeding Have Been Stayed by any Court of Competent Jurisdiction - No However Petition for Special Leave to Appeal (Crl) No.(S)2275/2011, From The Judgement and Order 20-05-2010 in Criminal Revision No. 217/2001 of The H.C. of Judicature at Allahabad Bench at Lucknow Has Been Filed by State Thru CBI VS Kalyan Singh and Others, Which is Pending)</p>	<p>1 charge related to Promoting enmity between different groups on grounds of religion, race, place of birth, residence, language, etc., and doing acts prejudicial to maintenance of harmony (IPC Section-153A) 1 charge related to Imputations, assertions prejudicial to national-integration (IPC Section-153B) 1 charge related to Statements conducing to public mischief (IPC Section-505) 1 charge related to rioting (IPC Section-147)</p>
16	<p>Name:Lallu Singh State: UTTAR PRADESH Constituency: FAIZABAD Party:BJP Cases (Charges framed)</p> <p>1. IPC Sections - 332,338,201,149,395,120B, Other Details - Crime No.197/1992, Station Ram Janam Land Faizabad U.P., After CBI Transfer R.C. No.1 (5/3) At R.C, No.48 (5/93), R.C. No. 8(5/92) Janpad Faizabad U.P., Charges frame Court Name-Special Additional Magistrate Indira Nagar Lucknow dated 09-09-1997, Cognizance Court Special Magistrate CBI Ram Janm Bhumi prakan dated 11-10-1993</p>	<p>1 charge related to Voluntarily causing hurt to deter public servant from his duty (IPC Section-332) 1 charge related to Causing disappearance of evidence of offence, or giving false information to screen offender (IPC Section-201) 1 charge related to dacoity (IPC Section-395) 1 charge related to Causing grievous hurt by act endangering life or personal safety of others (IPC Section-338)</p>

S. No.	MP Information	Details of IPC/Acts which might lead to disqualification of MP
17	<p>Name:Idris Ali State:WEST BENGAL Constituency: BASIRHAT Party:AITC Cases (Charges framed)</p> <ol style="list-style-type: none"> 1. IPC Sections - 148, 149, 353, 332, 427, 307, 435, Other Details - BENIAPUKUR P.S CASE NO.263/2007 DT.21/11/2007. DIST KOLKATA STATE WEST BENGAL.FIRST TRACK 2ND COURT SEALDAH DT.01/08/2013FIRST TRACK 2ND COURT SEALDAH 01/08/2013 	<p>1 charge related to Voluntarily causing hurt to deter public servant from his duty (IPC Section-332) 1 charge related to Attempt to murder (IPC Section-307) 1 charge related to Mischief by destroying or moving, etc., a land- mark fixed by public authority Mischief by fire or explosive substance with intent to cause damage to amount of one hundred or (in case of agricultural produce) ten rupees (IPC Section-435) 1 charge related to Mischief causing damage to the amount of fifty rupees (IPC Section-427) 1 charge related to Rioting, armed with deadly weapon (IPC Section-148) 1 charge related to Assault or criminal force to deter public servant from discharge of his duty (IPC Section-353)</p>
18	<p>Name:Gandhi Dilipkumar Mansukhlal State: MAHARASHTRA Constituency: AHMEDNAGAR Party:BJP Cases (Charges framed)</p> <ol style="list-style-type: none"> 1. IPC Sections - 143, 147, 149, 323, 324, 336, 427 , Other Details - Judicial Magistrate Saheb, Class-1, R.T.C. 314/2009, Date 14.06.2009 1. IPC Sections - 341, 143, 147 , Other Details - Judicial Magistrate Saheb, Class-1, R.T.C. 3421/2005, Date 24.06.2005 	<p>1 charge related to Voluntarily causing hurt by dangerous weapons or means (IPC Section-324) 2 charges related to rioting (IPC Section-147) 1 charge related to Mischief causing damage to the amount of fifty rupees (IPC Section-427)</p>
19	<p>Name:Vinayak Bhaurao Raut State: MAHARASHTRA Constituency: RATNAGIRI SINDHUDURG Party:SHS Cases (Charges framed)</p> <ol style="list-style-type: none"> 1. IPC Sections - 143, 144, 145, 146, 147, 148, 149, 323, 324, 341, 427, 452 , Other Details - CC No. 3319/PW/2005 of Vileparle Police Station, Ld. M.M. 48th Court Andheri Mumbai, CC 1536/PW/2005. date of framing charges:14/02/2007 2. IPC Sections - 143, 144, 147, 149, 448, Other Details - CC No. 3319/PS/2005 of Worli Police Station, Ld. M.M. 29th Court at Bhoiwada Mumbai. Date of framing charges:14/10/1997 3. IPC Sections - 143, 145, 147, 149, 427 , Other Details - 37 Bombay Police Act, CC No. 503/PS/2009 of M.I.D.C. Police Station, Ld. M.M. 22nd Court Andheri Mumbai. Date of framing charges:18/06/2009 	<p>1 charge related to Voluntarily causing hurt by dangerous weapons or means (IPC Section-324) 1 charge related to House-trespass after preparation for hurt, assault or wrongful restraint (IPC Section-452) 3 charges related to rioting (IPC Section-147) 2 charges related to Mischief causing damage to the amount of fifty rupees (IPC Section-427) 2 charges related to Joining unlawful assembly armed with deadly weapon (IPC Section-144) 2 charges related to Joining or continuing in unlawful assembly, knowing it has been commanded to disperse (IPC Section-145) 1 charge related to Rioting (IPC Section-146) 1 charge related to Rioting, armed with deadly weapon (IPC Section-148)</p>

S. No.	MP Information	Details of IPC/Acts which might lead to disqualification of MP
20	<p>Name: Nalin Kumar Katil State: KARNATAKA Constituency: DAKSHINA KANNADA Party: BJP Cases (Charges framed)</p> <ol style="list-style-type: none"> 1. IPC Sections - 120B 153,153A,153B, 501, 504, 506(ii), 34 , Other Details - Crime No. 55/09 of Sullia Police Station, Dakshina Kannada District, Karnataka, Registered on 07-02-2009 on the basis of the Private Complaint, PC No. 29/09 dated 04/03/2009, Cognizance by Hon'ble Civil Judge (Junior Division) & Judicial Magistrate First Class Court Sullia, Dakshina Kannada , CC No 1238/2010, Cognizance taken on 21/12/2010, Framed by Hon'ble Civil Judge (Junior Division) & Judicial Magistrate First Class Court Sullia, Dakshina Kannada on 21.08.2012 	<p>1 charge related to Promoting enmity between different groups on grounds of religion, race, place of birth, residence, language, etc., and doing acts prejudicial to maintenance of harmony (IPC Section-153A) 1 charge related to Imputations, assertions prejudicial to national-integration (IPC Section-153B) 1 charge related to Intentional insult with intent to provoke breach of the peace (IPC Section-504) 1 charge related to Printing or engraving matter known to be defamatory (IPC Section-501)</p>
21	<p>Name:Shewale Rahul Ramesh State: MAHARASHTRA Constituency: MUMBAI SOUTH CENTRAL Party:SHS Cases (Charges framed)</p> <ol style="list-style-type: none"> 1. IPC Sections - 415, 143, 147, 149, 323, 353, 427, 504, 332, 411, Other Details - FIR No. 287/05, Chembur Police Station, Mumbai Suburban, Maharashtra, ACMM 11th Court, Kurla, CC No. 315/PW/06, Cog.Date-6/8/2008 	<p>1 charge related to Voluntarily causing hurt to deter public servant from his duty (IPC Section-332) 1 charge related to Dishonestly receiving stolen property (IPC Section-411) 1 charge related to Assault or criminal force to deter public servant from discharge of his duty (IPC Section-353) 1 charge related to Mischief causing damage to the amount of fifty rupees (IPC Section-427) 1 charge related to Intentional insult with intent to provoke breach of the peace (IPC Section-504) 1 charge related to rioting (IPC Section-147)</p>
22	<p>Name:Balka Suman State:TELANGANA Constituency: PEDDAPALLE Party:TRS Cases (Charges framed)</p> <ol style="list-style-type: none"> 1. IPC Sections - 147, 148, 324, 427, 290, 506, 149 , Other Details - Cr No-20/2010 Bejjur PS Aditabad Dist,Court - Junior First Class Magistrate Sirpur(T) Adilabad,CC No-314/2010, Cognizance Date - 24/08/2010, Court Which Framed The Charge - Junior First Class Magistrate Sirpur(T) Adilabad District, Date on Which the Charge Was Framed- 24-8-2010 	<p>1 charge related to Voluntarily causing hurt by dangerous weapons or means (IPC Section-324) 1 charge related to criminal intimidation (IPC Section-506) 1 charge related to rioting (IPC Section-147) 1 charge related to Rioting, armed with deadly weapon (IPC Section-148) 1 charge related to Mischief causing damage to the amount of fifty rupees (IPC Section-427)</p>
23	<p>Name:B Sreeramulu State: KARNATAKA Constituency: BELLARY Party:BJP Cases (Charges framed)</p> <ol style="list-style-type: none"> 1. IPC Sections - 143, 147, 148, 324, 307, 34, Other Details - S.C.NO.4/12,FIR NO: 53/08, GANDHI NAGAR PS, BELLARY KARNATAKA Prl Sessions Judge, S.C. No 4 of 2012, Gandhinagar PS, Bellary, Karnataka, Dt. 24.05. 2008 Prl Sessions Judge, Bellary, 27-06-2012 	<p>1 charge related to Voluntarily causing hurt by dangerous weapons or means (IPC Section-324) 1 charge related to Attempt to murder (IPC Section-307) 1 charge related to rioting (IPC Section-147) 1 charge related to Rioting, armed with deadly weapon (IPC Section-148)</p>

S. No.	MP Information	Details of IPC/Acts which might lead to disqualification of MP
24	<p>Name:Natubhai G. Patel State: DADRA & NAGAR HAVELI Constituency: DADRA & NAGAR HAVELI Party:BJP Cases (Charges framed)</p> <ol style="list-style-type: none"> 1. IPC Sections - 143, 147, 452, 427, 506, 34, Other Details - FIR (CR.No.)170/07, Case No.06/2008, P.S.-Silvassa, Court - The Hon'ble Court of CJM Silvassa, Cog.Date-17/6/08, Court Which Framed The Charge - CJM Silvassa, Date on Which the Charge Was Framed- 16.06.2008 	<p>1 charge related to House-trespass after preparation for hurt, assault or wrongful restraint (IPC Section-452) 1 charge related to criminal intimidation (IPC Section-506) 1 charge related to rioting (IPC Section-147) 1 charge related to Mischief causing damage to the amount of fifty rupees (IPC Section-427)</p>
25	<p>Name:Asaduddin Owaisi State:TELANGANA Constituency: HYDERABAD Party:All India Majlis-E-Ittehadul Muslimeen Cases (Charges framed)</p> <ol style="list-style-type: none"> 1. IPC Sections - 171, 188, 505, 425, 426, 433 , Other Details - R/w Section- 131, 33, 36, 134 of Bombay Police Act and Section 133 Cr. P. C., Crime No. 70/2010, PS. Itwara, Nanded Maharashtra, IX J.M.S.C. Nanded, CC No. 532/2001, Date of Cognizance 20/06/2011, Court Which Framed The Charge - IX J.M.S.C. Nanded, Date on Which The Charge Was Framed - 20-06-2011 	<p>1 charge related to Statements conducing to public mischief (IPC Section-505) 1 charge related to Mischief by destroying, moving or rendering less useful a light-house or sea-mark (IPC Section-433)</p>
26	<p>Name:A.Arunmozhithevan State: TAMIL NADU Constituency: CUDDALORE Party:AIADMK Cases (Charges framed)</p> <ol style="list-style-type: none"> 1. IPC Sections -416,419,463,464,465,471,474 , Other Details - 85/2012 sub division Court 2 Chidabaram 2. IPC Sections -416,419,463,464,465,471,474 , Other Details - 86/2012 sub division Court 2 Chidabaram 	<p>1 charge related to Having possession of document described in Section 466 or 467, knowing it to be forged and intending to use it as genuine (IPC Section-474) 1 charge related to Making a false document (IPC Section-464) 1 charge related to forgery (IPC Section-465) 1 charge related to cheating by personation (IPC Section-419) 1 charge related to Forgery (IPC Section-463)</p>
27	<p>Name:Sushil Kumar Singh State: BIHAR Constituency: AURANGABAD Party:BJP Cases (Charges framed)</p> <ol style="list-style-type: none"> 1. IPC Sections - 147, 148, 149, 323, 324 , Other Details - FIR No. 209/2004, Aurangabad Nagar Thana, Aurangabad (Bihar), Court - Shri Ashok Kumar Gupta,Judicial Magistrate First Class Aurangabad,Gr No-928/04, Trial Number 951/14, Cognizance Date 08/02/05, Court Which Framed The Charge - Shri Ratan Kumar,Judicial Magistrate First Class Aurangabad, Date on Which the Charge Was Framed- 25-01-2006 2. IPC Sections - 426, 427 , Other Details - FIR No. 12/98, Aurangabad Nagar Thana, Aurangabad (Bihar), Court - Shri Rakesh Kumar Tiwari,Judicial Magistrate First Class Aurangabad,Gr No-04/1998, Trial Number 851/14, Cognizance Date 07/02/1998, Court Which Framed The Charge - Shri Rakesh Kumar Tiwari,Judicial Magistrate First Class Aurangabad, Date on Which the Charge Was Framed- 25-06-2012 	<p>1 charge related to Voluntarily causing hurt by dangerous weapons or means (IPC Section-324) 2 charges related to rioting (IPC Section-147) 2 charges related to Rioting, armed with deadly weapon (IPC Section-148) 1 charge related to Mischief causing damage to the amount of fifty rupees (IPC Section-427)</p>

S. No.	MP Information	Details of IPC/Acts which might lead to disqualification of MP
	<p>3. IPC Sections - 147, 148, 149, 337, 323 , Other Details - FIR No. 166/98, Aurangabad Nagar Thana, Aurangabad (Bihar), Court - Shri Devanand Mishra, Judicial Magistrate First Class Aurangabad, Gr No-649/1998, Trial Number 993/14, Cognizance Date 17/03/1999, Court Which Framed The Charge - Mrityunjay Kumar Singh , Judicial Magistrate First Class Aurangabad, Date on Which the Charge Was Framed- 29-05-2006</p>	
28	<p>Name: Taslim Uddin State: BIHAR Constituency: ARARIA Party: RJD Cases (Charges framed)</p> <p>1. IPC Sections - 147, 149, 427, 341, 323, 506 , Other Details - Kochadhaman PS Case No.70/2009, PS-Kochadhaman, Dist.-Kishanganj, State-Bihar, Court - Chief Judicial Magistrate, Kishanganj, G.R.435/09, Date of Cog.-03/08/2009, Court Which Framed The Charge -Subdivision Judicial Magistrate, Kishanganj, Date on Which the Charge Was Framed- 19-11-2013</p>	<p>1 charge related to criminal intimidation (IPC Section-506) 1 charge related to defamation (IPC Section-500) 1 charge related to rioting (IPC Section-147) 1 charge related to Mischief causing damage to the amount of fifty rupees (IPC Section-427)</p>
	<p>2. IPC Sections - 500 , Other Details - Case No. 83 C/87, PS.- Araria, Dist.-Araria, State-Bihar, Court - Additional Chief Judicial Magistrate, Araria , Date of Cog.-23/05/1987, Court Which Framed The Charge - Court, Mr Komal Ram, Judicial Magistrate First Class, Araria, Date on Which the Charge Was Framed- 23-08-2000</p>	
29	<p>Name: Faggan Singh Kulaste State: MADHYA PRADESH Constituency: MANDLA Party: BJP Cases (Charges framed)</p> <p>1. IPC Sections - 148, 294, 341, 147, 506B , Other Details - Thana Niwas, Dist.Mandla, Case No.55/09 Judicial Magistrate First Class Niwas, Distt.Mandla, Date-4/05/2004</p> <p>2. IPC Sections - 294, 323, 506, 34 , Other Details - Thana Dindori, Dist. Dindori, Case No.14/2009 Main Judicial Magistrate Dindori, Dist. Dindori, Date-16/04/2009</p>	<p>1 charge related to criminal intimidation (IPC Section-506) 1 charge related to rioting (IPC Section-147) 1 charge related to Rioting, armed with deadly weapon (IPC Section-148)</p>
30	<p>Name: Bishnu Pada Ray State: ANDAMAN & NICOBAR ISLANDS Constituency: ANDAMAN & NICOBAR ISLANDS Party: BJP Cases (Charges framed)</p> <p>1. IPC Sections - 147, 149, 186, 447, 511 , Other Details - FIR No.65/04, G.R. Case No.1597/04, P.S. Ograbraj, South Andaman, A & N Islands, Court of the Judicial Magistrate First Class-II, Port Blair, Cognizance Date-05.09.2005, Court Which Framed The Charge - Judicial Magistrate First Class-II, Port Blair, Date on Which the Charge Was Framed -03.01.2014</p>	<p>1 charge related to attempting to commit offences punishable with imprisonment for life or other imprisonment (IPC Section-511) 1 charge related to rioting (IPC Section-147)</p>

S. No.	MP Information	Details of IPC/Acts which might lead to disqualification of MP
31	<p>Name: Sisir Kumar Adhikari State: WEST BENGAL Constituency: KANTHI Party: AITC Cases (Charges framed)</p> <ol style="list-style-type: none"> 1. IPC Sections - 147, 148, 149, 323, 379, 427 , Other Details - GR No.1138/81 Jm 1st Court, Contai Date of Cog.-09/11/1983 	<p>1 charge related to theft (IPC Section-379) 1 charge related to Mischief causing damage to the amount of fifty rupees (IPC Section-427) 1 charge related to rioting (IPC Section-147) 1 charge related to Rioting, armed with deadly weapon (IPC Section-148)</p>
32	<p>Name:Jaiprakash Narayan Yadav State: BIHAR Constituency: BANKA Party:RJD Cases (Charges framed)</p> <ol style="list-style-type: none"> 1. IPC Sections - 218, 225A, 120B, 409 , Other Details - Khaira PS Case No 187/2005., District Jamui State Bihar , Court - SDJM Jamui, Cognizance Date 02-05-2008, Court Which Framed The Charge - SDJM Jamui, Date on Which the Charge Was Framed - 23.05.2006 	<p>1 charge related to Criminal breach of trust by public servant, or by banker, merchant or agent (IPC Section-409) 1 charge related to Public servant framing incorrect record or writing with intent to save person from punishment or property from forfeiture (IPC Section-218) 1 charge related to Omission to apprehend, or sufferance of escape on part of public servant in cases not otherwise, provided for (IPC Section-225A)</p>
33	<p>Name:Barne Shrirang Chandu State: MAHARASHTRA Constituency: MAVAL Party:SHS Cases (Charges framed)</p> <ol style="list-style-type: none"> 1. IPC Sections - 448, 355, 504, 506 , Other Details - FIR No. 315/96, Pipri Police Station, Pune, Case No. 289/97 Date 29.05.1997, Court Pipri Pune 	<p>1 charge related to criminal intimidation (IPC Section-506) 1 charge related to Assault or criminal force with intent to dishonour person, otherwise than on grave provocation (IPC Section-355) 1 charge related to Intentional insult with intent to provoke breach of the peace (IPC Section-504)</p>
34	<p>Name:Suresh Angadi State: KARNATAKA Constituency: BELGAUM Party:BJP Cases (Charges framed)</p> <ol style="list-style-type: none"> 1. IPC Sections - 153(A), 505(2), 172(C), Other Details - 123(3) & 123(3A) of Representation of Peoples Act. Case No.CC No.4/2010,FIR No.Market PS CR No.89/09, Police Station-Market PD,District-Belgaum, State-Karnataka, II JMFC Belgaum, Charges Framed on Date-31.12.2009 	<p>1 charge related to Promoting enmity between different groups on grounds of religion, race, place of birth, residence, language, etc., and doing acts prejudicial to maintenance of harmony (IPC Section-153A)</p>
35	<p>Name:Parbhubhai Nagarbhai Vasava State: GUJARAT Constituency: BARDOLI Party:BJP Cases (Charges framed)</p> <ol style="list-style-type: none"> 1. IPC Sections - 143, 147, 148, 323, 325, 504 , Other Details - Section - 3(1)10 SC/ST Act, Mandvi Police Station, Fir No.I-58-/13,Date 24-04-2013, Case No.361/2013, Date on Which the Charge Was Framed- 14-05-2013 	<p>1 charge related to voluntarily causing grievous hurt (IPC Section-325) 1 charge related to Intentional insult with intent to provoke breach of the peace (IPC Section-504) 1 charge related to rioting (IPC Section-147) 1 charge related to Rioting, armed with deadly weapon (IPC Section-148)</p>

S. No.	MP Information	Details of IPC/Acts which might lead to disqualification of MP
36	<p>Name:Saumitra Khan State: WEST BENGAL Constituency: BISHNUPUR Party:AITC Cases (Charges framed)</p> <ol style="list-style-type: none"> 1. IPC Sections - 147, 148, 149, 332, 337, 186, 427, 353 , Other Details - G.R No 375/2010 Case No 38/2010 Dt 28.05.2010, Cognizance Court Ld. Chief Judicial Magistrate Bankura on 24-05-2011 in connection with Gangajalghati, Charges frame court J.M. 5th Court Bankura on 17-05-2012 	<p>1 charge related to Voluntarily causing hurt to deter public servant from his duty (IPC Section-332) 1 charge related to Mischief causing damage to the amount of fifty rupees (IPC Section-427) 1 charge related to Assault or criminal force to deter public servant from discharge of his duty (IPC Section-353) 1 charge related to rioting (IPC Section-147) 1 charge related to Rioting, armed with deadly weapon (IPC Section-148)</p>
37	<p>Name:Gaikwad Ravindra Vishwanath State: MAHARASHTRA Constituency: OSMANABAD Party:SHS Cases (Charges framed)</p> <ol style="list-style-type: none"> 1. IPC Sections - 336, 332, 147 , Other Details - RCC No. 1913/2013, JMFC Omerga, Date of framing charges: 09.01.2013 	<p>1 charge related to Voluntarily causing hurt to deter public servant from his duty (IPC Section-332) 1 charge related to rioting (IPC Section-147)</p>
38	<p>Name:Naba Kumar Sarania State: ASSAM Constituency: KOKRAJHAR Party:IND Cases (Charges framed)</p> <ol style="list-style-type: none"> 1. IPC Sections - 364A, 120B, Other Details - FIR No: RC-2-(S)/2008-SCU. V/SC.II/CBI/New Delhi, CBI Branch, SIU,V/SC-II/CBI/New Delhi, Dist-New Delhi, Sessions Case No: 59(k-g)/2010, Cognizance Date: 24.02.2010,Pending in the court of the Additional District, Court Which Framed The Charge – Additional District and Sessions Judge,Kamrup,Gawahati, Date on Which the Charge Was Framed-15.12.2012 	<p>1 charge related to Kidnapping for ransom, etc. (IPC Section-364A)</p>
39	<p>Name:Kunwer Sarvesh Kumar State: UTTAR PRADESH Constituency: MORADABAD Party:BJP Cases (Charges framed)</p> <ol style="list-style-type: none"> 1. IPC Sections - 419, 420, 424, Other Details - Case No- 1388/2007 F.I.R. 403/2007, Police Dilari District Murdabad Uttar Prdesh, Date Cognizance. 12.12.2007, Cognizance and Charges Frame Court Judicial Magistrate Thakurdwara, Charges frame Dt 19.07-2008 	<p>1 charge related to Cheating and dishonestly inducing delivery of property (IPC Section-420) 1 charge related to cheating by personation (IPC Section-419) 1 charge related to Dishonest or fraudulent removal or concealment of property (IPC Section-424)</p>
40	<p>Name:Bhairon Prasad Mishra State: UTTAR PRADESH Constituency: BANDA Party:BJP Cases (Charges framed)</p> <ol style="list-style-type: none"> 1. IPC Sections - 147, 504, 506 , Other Details - Crime No. 14/2006, Police Station Manikpur Dist. Chitrakoot UP, Case No. 164/14, Cognizance and Frame Court Chief Judicial Magistrate Chitrakoot Uttar Pradesh, charges frame date 28-09-2008 	<p>1 charge related to criminal intimidation (IPC Section-506) 1 charge related to rioting (IPC Section-147) 1 charge related to Intentional insult with intent to provoke breach of the peace (IPC Section-504)</p>

S. No.	MP Information	Details of IPC/Acts which might lead to disqualification of MP
41	<p>Name:P Karunakaran State: KERALA Constituency: KASARAGOD Party:CPI(M) Cases (Charges framed)</p> <ol style="list-style-type: none"> 1. IPC Sections - 499, 500 , Other Details - CC No. 954/2001, Private Complaint, Trissur, Kerala, Court Which Framed The Charge - CJM Trissur, 2. IPC Sections - 499, 500 , Other Details - CC No. 158/2004, Private Complaint, Kannur, Kerala, Court Which Framed The Charge - JFCM Mattanur 3. IPC Sections - 499, 500 , Other Details - CC No. 03/05, Private Complaint, Trivandrum, Kerala, Court Which Framed The Charge - JFCM-III Trivandrum 	<p>5 charges related to Defamation (IPC Section-499) 5 charges related to defamation (IPC Section-500) 1 charge related to rioting (IPC Section-147)</p>
	<ol style="list-style-type: none"> 4. IPC Sections - 499, 500 , Other Details - CC No. 31/2008, Private Complaint, Ernakulam, Kerala, Court Which Framed The Charge - JFCM-I Aluva 5. IPC Sections - 499, 500 , Other Details - RFA No:804/2009C, Regular First Appeal, Ernakulam, Kerala, Court Which Framed The Charge - High Court of Kerala 6. IPC Sections - 143,147, 283, 149 , Other Details - Cr.No:114/2012, Vidyanagar Police Station, Kasaragod, Kerala, Court Which Framed The Charge - JFCM-I Kasaragod 	
42	<p>Name:Tathagata Satpathy State: ORISSA Constituency: DHENKANAL Party:BJD Cases (Charges framed)</p> <ol style="list-style-type: none"> 1. IPC Sections - 499, 500, 501, 502, Other Details - ICC 31/10, Cognizance and Frame Court JMFC (R) Cuttack, Charges frame Year 2010. Parties involved: Minerva Mohapatra Vs Editor Dharitri and others 2. IPC Sections - 499, 500, 501, 502, Other Details - ICC 2710/08, Cognizance and Frame Court JMFC BBSR, Charges frame Year 2008. Parties involved:Priyabrata Pattnaik Vs Editor Dharitri and others 3. IPC Sections - 499, 500, 501, 502, Other Details - ICC 27/98, Cognizance and Frame Court JMFC Cuttack, Charges frame Year 1998. Parties involved: Fakir Khatua Vs Editor Dharitri and others 4. IPC Sections - 499, 500, 501, 502, Other Details - ICC 18/06 Cognizance and Frame Court SDJM Kantabanjhi, Charges frame Year 2006. Parties involved: Ayub Khan Vs Editor Dharitri and others 5. IPC Sections - 499, 500, 501, 502, other details: ICC 3208/08 SDJM, Khurda. Parties involved: Ashutosh Mishra Vs Editor Dharitri and others 6. IPC Sections - 499, 500, 501, 502, other details: ICC 325/08 SDJM, Balasore. Parties involved: Gpanarayana Das Vs Editor Dharitri and others 	<p>6 charges related to Defamation (IPC Section-499) 6 charges related to defamation (IPC Section-500) 6charges related to Printing or engraving matter known to be defamatory (IPC Section-501) 6 charges related to sale of printed or engraved substance containing defamatory matter (IPC Section-502)</p>

S. No.	MP Information	Details of IPC/Acts which might lead to disqualification of MP
43	<p>Name:P K Sreemathi State: KERALA Constituency: KANNUR Party:CPI(M) Cases (Charges framed)</p> <ol style="list-style-type: none"> 1. IPC Sections - 143, 147, 283, 149 , Other Details - Kannur Town Police Station, Crime No. 1654/2011, CC No. 2247/2012, JFCM (1), Date of framing charges: 13.02.2014 	4 charges related to rioting (IPC Section-147)
	<ol style="list-style-type: none"> 2. IPC Sections - 143, 147, 283, 149, Other Details - Section 6 of KPWRAP Act, Crime No. 1137/2011, CC NO. 817/2011, JFCM (1), Date of framing charges: 23.11.2012 3. IPC Sections - 143, 147, 283, 188, 149 , Other Details - Crime No. 1471/2012, CC No. 1630/2011, JFCM (1), Date of framing charges:15.07.2013 4. IPC Sections - 143, 147, 283, 149 , Other Details - Crime No. 501/2013, Manandavadi, CC No. 667/2013, JFCM (1), Date of framing charges: 17.01.2014 	
44	<p>Name: Hari G State: TAMIL NADU Constituency: ARAKKONAM Party: AIADMK Cases (Charges framed)</p> <ol style="list-style-type: none"> 1. IPC Sections - 147,188, 341 , Other Details - 02-02-2007 morning 10 a.m. near Thiruthani M.P.C road, protested for removing the Flower shops by the government, r no.44/2008, A(1) CC no.60/2008, Thiruthani police station, Thiruvallur district, Tamil Nadu, charges frame date 02-02-2007 	1 charge related to rioting (IPC Section-147)
45	<p>Name: Jadhav Sanjay (Bandu) Haribhau State: MAHARASHTRA Constituency: PARBHANI Party: SHS Cases (Charges framed)</p> <ol style="list-style-type: none"> 1. IPC Sections - 147, 341, 323 , Other Details - FIR No. 12/11, RCC144/08, P.S.Manwat Dist. Parbhani (M.S), JMFC, Manwat, Date of cognizance: 20-01-2009, Date of framing charges:9-1-2012 2. IPC Sections - 353, Other Details - FIR No. 96/11, SCC 939/10, P.S. Kotwali, Parbhani. (M.S), JMFC, Parbhani, Date of framing charges: 29-10-2011 3. IPC Sections - 353 , Other Details - FIR No. 76/13, RCC171/08, P.S. Nanalpeth Parbhani (M.S), JMFC, Parbhani, Date of framing charges: 29-10-2011 	<p>2 charges related to Assault or criminal force to deter public servant from discharge of his duty (IPC Section-353) 1 charge related to rioting (IPC Section-147)</p>

S. No.	MP Information	Details of IPC/Acts which might lead to disqualification of MP
46	<p>Name: Ashwini Kumar State: HARYANA Constituency: KARNAL Party: BJP Cases (Charges framed)</p> <ol style="list-style-type: none"> 1. IPC Sections - 469, 500 , Other Details - FIR NO.446/2000, PS.-Preet Vihar, Delhi ACMM Karkarduma, Delhi Dated-14-/9/2000, Date of Charges Framed - 3-09-2013 	<p>1 charge related to Forgery for purpose of harming reputation (IPC Section-469) 1 charge related to defamation (IPC Section-500)</p>
47	<p>Name: N.K.Premachandran State: KERALA Constituency: KOLLAM Party: Revolutionary Socialist Party Cases (Charges framed)</p> <ol style="list-style-type: none"> 1. IPC Sections - 143,147,149,188,283 , FIR 917/2013, CC No 3264/13 Other Details - Police Act Section 39,Section 03 & 04 in Kerala Public Ways Act, Cantonment Police Station, Thiruvananthapuram, Thiruvananthapuram (dist.), Kerala (state), Judicial First Class Magistrate Court No. 3, Thiruvananthapuram. Date of framing charges: 13.03.2014 	<p>1 charge related to rioting (IPC Section-147)</p>
48	<p>Name:Vijay Kumar Hansdak State: JHARKHAND Constituency: RAJMAHAL Party:JMM Cases (Charges framed)</p> <ol style="list-style-type: none"> 1. IPC Sections - 341, 323, 504, 34 , Other Details - Section - 132 RP Act 1951 GR 1207/09, Sunder Pahadi, Godda, Jharkhand, Court Judicial Magistrate First Class Godda, Date of cognizance: 13/05/2010, Date of framing charges: 18/08/2011 	<p>1 charge related to Intentional insult with intent to provoke breach of the peace (IPC Section-504)</p>
49	<p>Name:Uday Pratap Singh State: MADHYA PRADESH Constituency: HOSHANGABAD Party:BJP Cases (Charges framed)</p> <ol style="list-style-type: none"> 1. IPC Sections - 147, 188, 34, Other Details - Crime No. 36/2009, Case No. 429/09, Police Station Tendukheda. Date of Framing charges: 25.06.2010.Judicial Magistrate Court Gadarwara 	<p>1 charge related to rioting (IPC Section-147)</p>
50	<p>Name:Col. Sona Ram State: RAJASTHAN Constituency: BARMER Party:BJP Cases (Charges framed)</p> <ol style="list-style-type: none"> 1. IPC Sections - 186, 353, Other Details - FIR NO. 68/2000 PS RAILWAY SARAI ROHILLA DIST: DELHI RSR - COGNIZANCE TAKEN BY SH. LOVLEEN, METROPOLITAN MAGISRTATE 03, CENTRAL, DELHI, And CASE NO. 68/2000, COGNIZANCE TAKEN AFTER 20 NOV 2000, CHARGES WAS FRAMED BY ABOVE MAGISTRATE, SH. S.K.GAUTAM METROPOLITAN MAGISTRATE DELHI, TEES HAZARI COURT DELHI ON 11TH SEPTEMBER 2006 	<p>1 charge related to Assault or criminal force to deter public servant from discharge of his duty (IPC Section-353)</p>

S. No.	MP Information	Details of IPC/Acts which might lead to disqualification of MP
51	Name:Raju Shetty State: MAHARASHTRA Constituency: HATKANANGLE Party:Swabhimani Paksha Cases (Charges framed) 1. IPC Sections - 143, 341, 427, 109, 34 , Other Details - 142/12, Case no. 1247/2012, Baramati Police Station, First Class Judicial Court, 11-11-2013	1 charge related to Mischief causing damage to the amount of fifty rupees (IPC Section-427)
52	Name:Kirti Azad State: BIHAR Constituency: DARBHANGA Party:BJP Cases (Charges framed) 1. IPC Sections - 144, 353, 427, 504 , Other Details - Town PS Case no. 66/2001, Darbhanga, Bihar, Pending in the court of Shri U.K. Pandey, J.M.1st Class, Darbhanga, TR No. 2958/14 date-22/08/2007, CJM, Darbhanga, Bihar Shri P.K. Mohit, JM 1st Class Darbhanga, Bihar Date on the charge was framed is 31/07/2006	1 charge related to Intentional insult with intent to provoke breach of the peace (IPC Section-504) 1 charge related to Joining unlawful assembly armed with deadly weapon (IPC Section-144) 1 charge related to Assault or criminal force to deter public servant from discharge of his duty (IPC Section-353) 1 charge related to Mischief causing damage to the amount of fifty rupees (IPC Section-427)
53	Name:V.Sathyabama State: TAMIL NADU Constituency: TIRUPPUR Party:AIADMK Cases (Charges framed) 1. IPC Sections - 147, 188, Other Details - Sec.7 (1) (a) CLA Act. Read With Sec. 151 C.R.P.C., Gobi Police Station, Erode District, FIR No.922/2008 Court: Gobi Chettipalayam Criminal Court No.1, C.C.No.63/2009 dated 11.02.2009, charges frame date 06-01-2014	1 charge related to rioting (IPC Section-147)

Table 3-19: List of MPs with criminal cases which fall under Section 8(3) of the RP Act

Financial Background

CONTENTS

CHAPTER 4: FINANCIAL BACKGROUND.....	106
Financial Background of Candidates	106
Comparison of Party wise Crorepatis.....	107
Comparison of State wise Crorepati Candidates.....	109
Top 10 candidates with highest assets.....	124
10 candidates with lowest assets.....	124
Top 10 Candidates with high liabilities.....	125
Party wise Candidates who have not Filed ITR.....	126
Top 10 Candidates with High Declared Income in Income Tax Returns (ITR).....	127
Top 10 High Asset Candidates Who Have Not Declared ITR.....	128
Financial Background of MPs	128
Party Wise Crorepatis.....	129
State-wise Crorepati MPs.....	130
Average assets of MPs: Party-wise analysis	133
Chances of Winning for Crorepati Candidates	135
Top 10 MPs with highest assets	141
10 MPs with lowest assets	142
Top 10 MPs with high liabilities.....	142
Party wise MPs who have not Filed ITR	143
Top 10 MPs with High Declared Income in Income Tax Returns (ITR).....	144
Top 10 High Asset MPs Who Have Not Declared ITR	145
Full Asset Details of MPs.....	146

TABLES

<i>TABLE 4-1: COMPARISON OF PARTY-WISE CROREPATIS.....</i>	<i>107</i>
<i>TABLE 4-2: COMPARISON OF STATE-WISE CROREPATI CANDIDATES.....</i>	<i>109</i>
<i>TABLE 4-3: PARTY-WISE AVERAGE ASSETS OF CANDIDATES</i>	<i>111</i>
<i>TABLE 4-4: TOP 3 HIGH ASSET CANDIDATES.....</i>	<i>122</i>
<i>TABLE 4-5: TOP 3 CANDIDATES WITH HIGHEST LIABILITIES.....</i>	<i>123</i>
<i>TABLE 4-6: TOP 3 CANDIDATES WITH HIGHEST INCOME AS DECLARED IN ITR.....</i>	<i>123</i>
<i>TABLE 4-7: TOP 10 CANDIDATES WITH HIGHEST ASSETS.....</i>	<i>124</i>
<i>TABLE 4-8: 10 CANDIDATES WITH LOWEST ASSETS.....</i>	<i>124</i>
<i>TABLE 4-9: TOP 10 CANDIDATES WITH HIGH LIABILITIES.....</i>	<i>125</i>
<i>TABLE 4-10: PARTY WISE CANDIDATES WHO HAVE NOT FILED ITR.....</i>	<i>126</i>
<i>TABLE 4-11: TOP 10 CANDIDATES WITH HIGH DECLARED INCOME IN INCOME TAX RETURNS (ITR).....</i>	<i>127</i>
<i>TABLE 4-12: TOP 10 HIGH ASSET CANDIDATES WHO HAVE NOT DECLARED ITR</i>	<i>128</i>
<i>TABLE 4-13: PARTY WISE CROREPATIS</i>	<i>129</i>
<i>TABLE 4-14: STATE-WISE CROREPATI MPs.....</i>	<i>130</i>
<i>TABLE 4-15: AVERAGE ASSETS OF MPs: PARTY-WISE ANALYSIS.....</i>	<i>133</i>
<i>TABLE 4-16: CHANCES OF WINNING FOR CROREPATI CANDIDATE</i>	<i>135</i>
<i>TABLE 4-17: CHANCES OF WINNING BASED ON ASSETS.....</i>	<i>137</i>
<i>TABLE 4-18: AVERAGE ASSETS OF MPs AS PER ASSET RANK IN CONSTITUENCY</i>	<i>138</i>

TABLE 4-19: TOP 3 HIGH ASSET MPs *TOTAL ASSETS INCLUDES INCOME OF SELF, SPOUSE AND DEPENDENTS.....	139
TABLE 4-20: 3 MPs WITH THE LOWEST ASSETS.....	139
TABLE 4-21: TOP 3 MPs WITH THE HIGHEST LIABILITIES.....	139
TABLE 4-22: MPs WHO HAVE NOT DECLARED PAN DETAILS.....	140
TABLE 4-23: MPs WITH HIGH INCOME AS DECLARED IN ITR.....	140
TABLE 4-24: TOP 10 MPs WITH HIGHEST ASSETS.....	141
TABLE 4-25: 10 MPs WITH LOWEST ASSETS.....	142
TABLE 4-26: TOP 10 MPs WITH HIGH LIABILITIES.....	142
TABLE 4-27: PARTY WISE MPs WHO HAVE NOT FILED ITR.....	143
TABLE 4-28: TOP 10 MPs WITH HIGH DECLARED INCOME IN INCOME TAX RETURNS (ITR).....	144
TABLE 4-29: TOP 10 HIGH ASSET MPs WHO HAVE NOT DECLARED ITR.....	145
TABLE 4-30: FULL ASSET DETAILS OF MPs.....	146

FIGURES

FIGURE 4-1: PERCENTAGE OF CROREPATI CANDIDATES.....	106
FIGURE 4-2: PARTY-WISE CROREPATI CANDIDATES.....	106
FIGURE 4-3: STATE-WISE CROREPATI CANDIDATES.....	108
FIGURE 4-4: AVERAGE ASSETS OF CANDIDATES.....	110
FIGURE 4-5: PARTY-WISE AVERAGE ASSETS OF CANDIDATES.....	110
FIGURE 4-6: CROREPATI MPs AND CANDIDATES.....	128
FIGURE 4-7: PARTY-WISE CROREPATI MPs.....	129
FIGURE 4-8: STATE-WISE CROREPATI MPs.....	130
FIGURE 4-9: AVERAGE ASSETS OF MPs AND CANDIDATES.....	132
FIGURE 4-10: PARTY-WISE AVERAGE ASSETS OF MPs.....	132
FIGURE 4-11: PARTY-WISE CHANCES OF WINNING OF CROREPATI CANDIDATES.....	135
FIGURE 4-12: CHANCES OF WINNING BASED ON ASSETS OF CANDIDATES.....	136
FIGURE 4-13: AVERAGE ASSETS OF MPs AS PER ASSET RANK IN CONSTITUENCY.....	137
FIGURE 4-14: PAN DETAILS.....	141
FIGURE 4-15: INCOME TAX DETAILS.....	141

Chapter 4

Financial Background

Financial Background of Candidates

- **Crorepati Candidates:** Out of the 8205 candidates analysed, 2217 (27%) were crorepatis. Out of 7669 candidates analysed during Lok Sabha 2009 elections, 1212 (16%) were crorepatis.

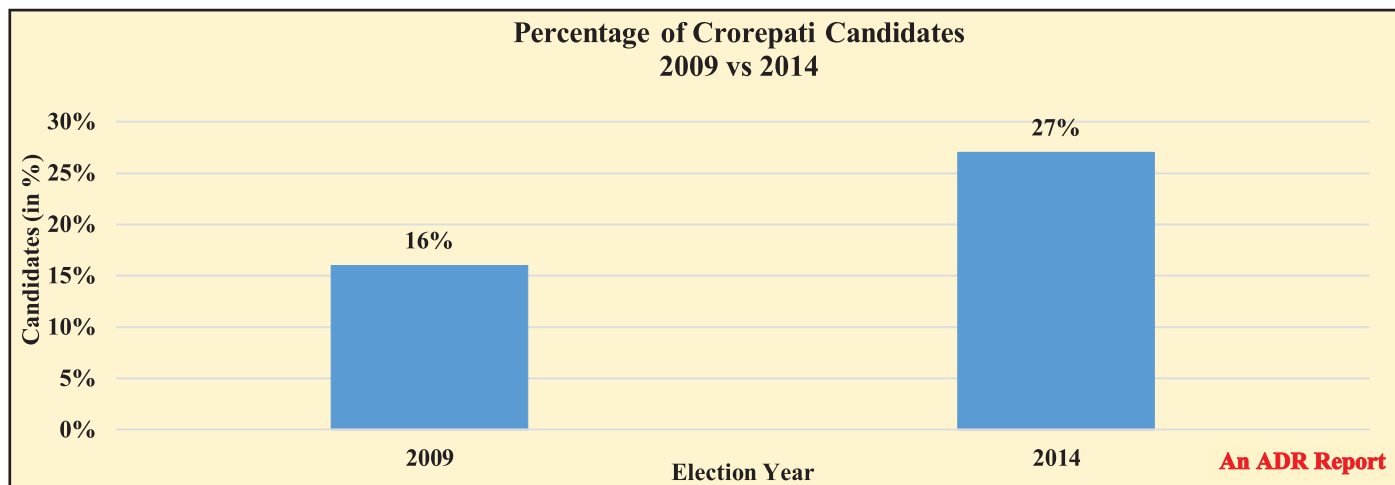


Figure 4-1: Percentage of Crorepati Candidates

- **Party-wise Crorepati candidates:** 309 (72%) out of 426 candidates analysed from BJP, 366 (79%) out of 463 candidates in INC, 162 (32%) out of 502 candidates in BSP and 344 (11%) out 3213 independent candidates declared assets worth more than Rs. 1 crore.

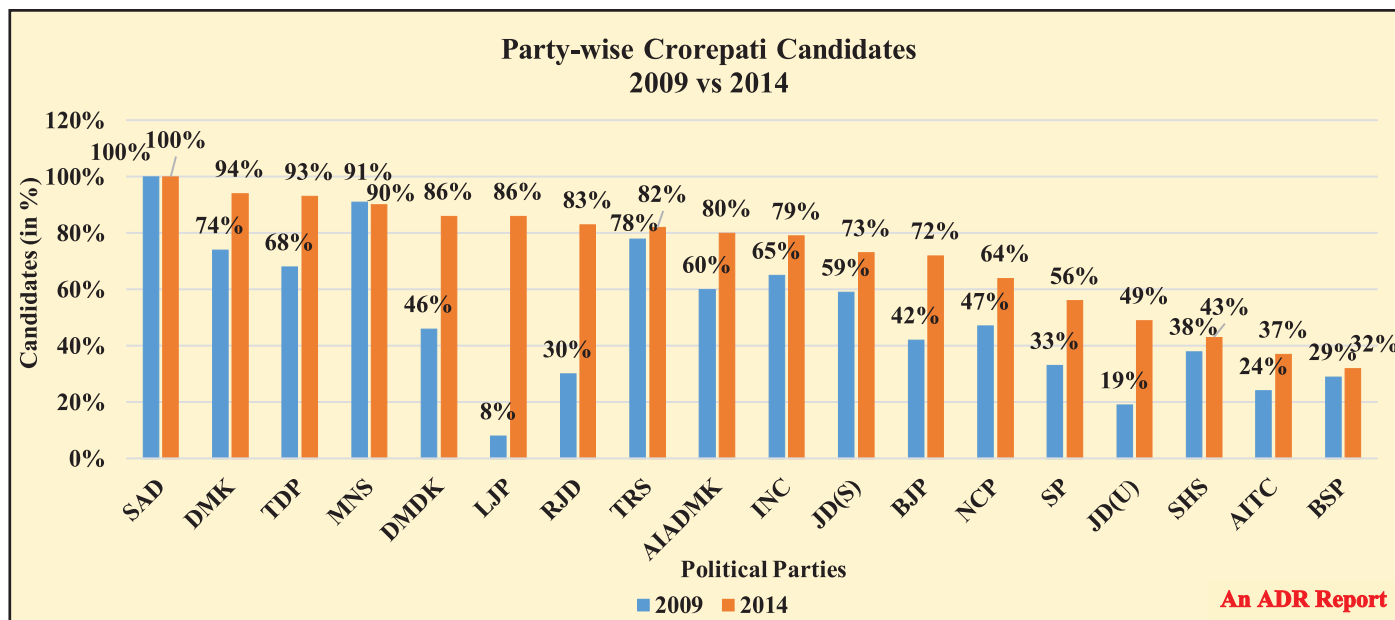


Figure 4-2: Party-wise Crorepati Candidates

Comparison of Party wise Crorepatis

Party	2009 Lok Sabha Elections			2014 Lok Sabha Elections		
	Number of Candidates Analysed	Crorepatis	Percentage of Crorepati Candidates	Number of Candidates Analysed	Crorepatis	Percentage of Crorepati Candidates
INC	409	264	65%	463	366	79%
BJP	410	171	42%	426	309	72%
BSP	476	139	29%	502	162	32%
SP	190	62	33%	195	109	56%
NCP	66	31	47%	36	23	64%
JD(S)	32	19	59%	33	24	73%
TDP	28	19	68%	30	28	93%
SHS	45	17	38%	58	25	43%
DMDK	35	16	46%	14	12	86%
DMK	19	14	74%	35	33	94%
AIADMK	20	12	60%	40	32	80%
RJD	40	12	30%	30	25	83%
MNS	11	10	91%	10	9	90%
SAD	10	10	100%	10	10	100%
JD(U)	52	10	19%	93	46	49%
LJP	97	8	8%	7	6	86%
AITC	33	8	24%	131	49	37%
TRS	9	7	78%	17	14	82%
BJD	17	7	41%	21	15	71%
INLD	5	5	100%	10	9	90%
RLD	9	8	89%	10	9	90%
CPI(M)	80	5	6%	92	17	18%
CPI	54	3	6%	67	11	16%
AAP	25	7	28%	429	193	45%
YSRCP	NA	NA	NA	38	30	79%
IND	3619	184	5%	3213	344	11%
Others	1878	164	9%	2195	307	14%
Total	7669	1212	16%	8205	2217	27%

Table 4-1: Comparison of Party-wise Crorepatis

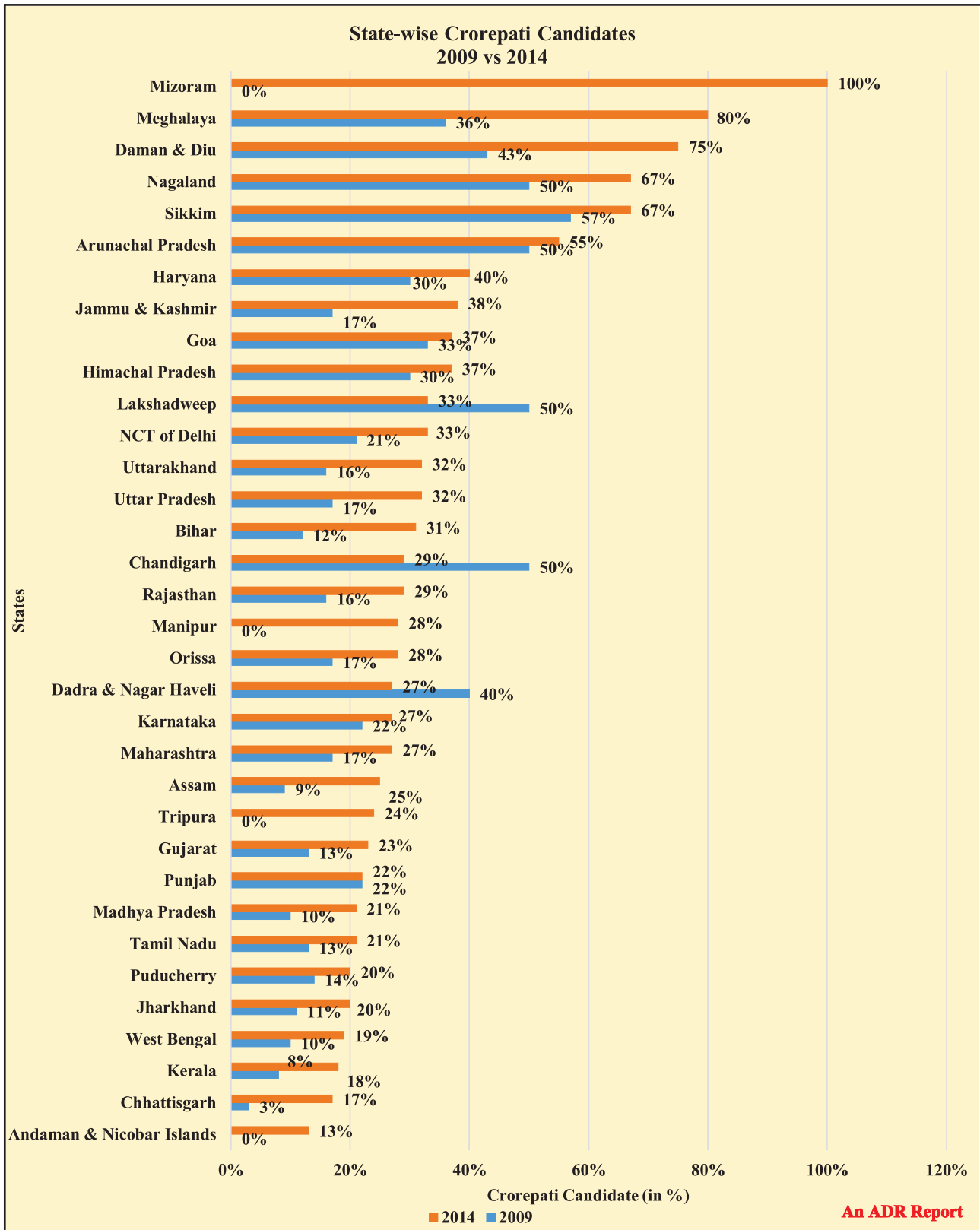


Figure 4-3: State-wise Crorepati Candidates

This Chart does not include Andhra Pradesh and Telangana as the State of Andhra was bifurcated in 2014 and is not comparable to the data from 2009

Comparison of State wise Crorepati Candidates

State Name	2009 Lok Sabha Elections			2014 Lok Sabha Elections		
	Total Candidates	Crorepati Candidates	Percentage of Crorepati Candidates	Total Candidates	Crorepati Candidates	Percentage of Crorepati Candidates
Uttar Pradesh	1344	232	17%	1279	415	32%
Maharashtra	794	134	17%	889	241	27%
Bihar	622	73	12%	605	188	31%
Tamil Nadu	757	97	13%	844	178	21%
Karnataka	411	91	22%	432	118	27%
Andhra Pradesh	532	122	23%	329	113	34%
Rajasthan	343	56	16%	319	92	29%
Haryana	202	60	30%	230	92	40%
West Bengal	363	35	10%	471	89	19%
Madhya Pradesh	419	40	10%	375	78	21%
Gujarat	355	45	13%	333	78	23%
Telangana	NA	NA	NA	265	74	28%
Punjab	215	47	22%	253	56	22%
Orissa	149	26	17%	196	55	28%
NCT of Delhi	156	32	21%	150	49	33%
Jharkhand	161	18	11%	236	48	20%
Kerala	213	16	8%	261	47	18%
Assam	154	14	9%	162	41	25%
Chhattisgarh	162	5	3%	209	36	17%
Jammu & Kashmir	81	14	17%	77	29	38%
Uttarakhand	76	12	16%	74	24	32%
Himachal Pradesh	30	9	30%	38	14	37%
Meghalaya	11	4	36%	10	8	80%
Goa	18	6	33%	19	7	37%
Puducherry	7	1	14%	30	6	20%
Tripura	19	0	0%	25	6	24%
Arunachal Pradesh	8	4	50%	11	6	55%
Chandigarh	14	7	50%	17	5	29%
Manipur	15	0	0%	18	5	28%
Sikkim	7	4	57%	6	4	67%
Dadra & Nagar Haveli	5	2	40%	11	3	27%
Mizoram	3	0	0%	3	3	100%
Daman & Diu	7	3	43%	4	3	75%
Nagaland	2	1	50%	3	2	67%
Andaman & Nicobar Islands	10	0	0%	15	2	13%
Lakshadweep	4	2	50%	6	2	33%
Total	7669	1212	16%	8205	2217	27%

Table 4-2: Comparison of State-wise Crorepati Candidates

- **Average Assets:** The average assets per candidate for Lok Sabha 2014 elections was Rs. 4.92 crores whereas the average assets for each candidate in Lok Sabha 2009 elections was Rs. 1.72 crores.

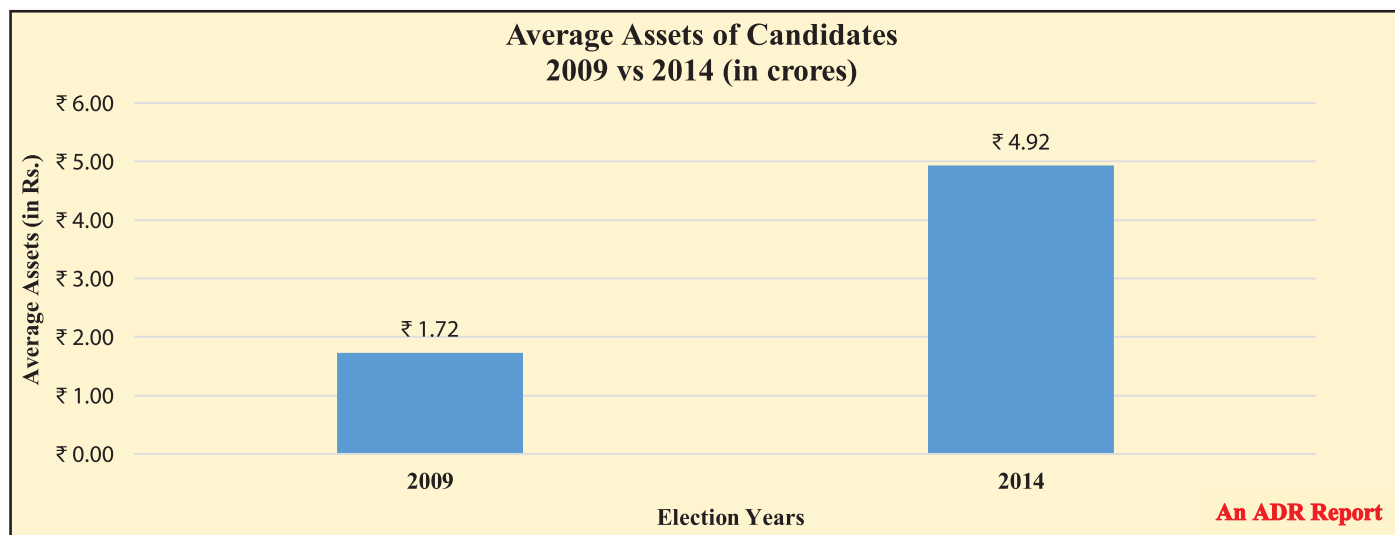


Figure 4-4: Average Assets of Candidates

- **Party-wise Average Assets:** Among major parties, the average assets per candidate for 426 BJP candidates analysed was Rs 10.31 crores, 463 INC candidates had average assets of Rs.29.87 crores, 502 BSP candidates had average assets worth of Rs.3.53 crores and 3213 Independent candidates had average assets of Rs. 2 crores.

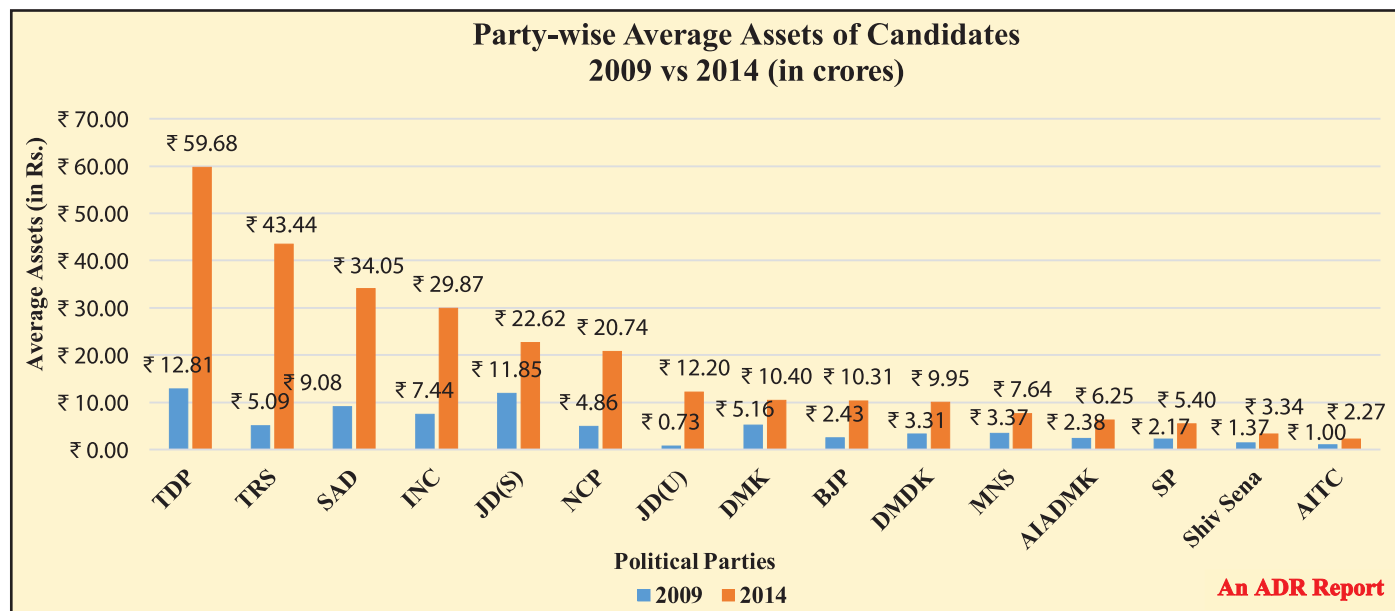


Figure 4-5: Party-wise Average Assets of Candidates

Party Name	Number of Candidates Analysed	Average Assets (Rs.)
IND	3213	Rs 2,00,57,057 ~ 2 Crore+
BSP	502	Rs 3,53,53,234 ~ 3 Crore+
INC	463	Rs 29,87,61,667 ~ 29 Crore+
AAP	429	Rs 2,77,10,694 ~ 2 Crore+
BJP	426	Rs 10,31,52,437 ~ 10 Crore+
Bahujan Mukti Party	232	Rs 50,93,638 ~ 50 Lacs+
SP	195	Rs 5,40,37,941 ~ 5 Crore+
AITC	131	Rs 2,27,86,082 ~ 2 Crore+
JD(U)	93	Rs 12,20,60,601 ~ 12 Crore+
CPI(M)	92	Rs 73,01,326 ~ 73 Lacs+
CPI(ML)L	81	Rs 18,35,954 ~ 18 Lacs+
SUCI(C)	80	Rs 32,89,226 ~ 32 Lacs+
CPI	67	Rs 63,18,047 ~ 63 Lacs+
SHS	58	Rs 3,34,36,235 ~ 3 Crore+
Peace Party	51	Rs 1,70,61,625 ~ 1 Crore+
CPI(ML) Red star	46	Rs 8,93,324 ~ 8 Lacs+
RPI(A)	44	Rs 31,72,098 ~ 31 Lacs+
AIADMK	40	Rs 6,25,04,333 ~ 6 Crore+
AIFB	39	Rs 46,56,965 ~ 46 Lacs+
YSRCP	38	Rs 42,61,92,858 ~ 42 Crore+
Pyramid Party of India	38	Rs 33,45,572 ~ 33 Lacs+
NCP	36	Rs 20,74,65,291 ~ 20 Crore+
DMK	35	Rs 10,40,76,074 ~ 10 Crore+
Ambedkarite Party of India	34	Rs 42,34,735 ~ 42 Lacs+

Party Name	Number of Candidates Analysed	Average Assets (Rs.)
JD(S)	33	Rs 22,62,01,138 ~ 22 Crore+
TDP	30	Rs 59,68,23,170 ~ 59 Crore+
RJD	30	Rs 3,66,88,958 ~ 3 Crore+
Bhartiya Shakti Chetna Party	30	Rs 64,48,311 ~ 64 Lacs+
SDPI	29	Rs 40,46,483 ~ 40 Lacs+
Jai Samaikyandhra Party	27	Rs 3,36,10,224 ~ 3 Crore+
Jai Maha Bharath Party	27	Rs 47,66,017 ~ 47 Lacs+
GGP	27	Rs 30,06,425 ~ 30 Lacs+
IUML	25	Rs 86,05,032 ~ 86 Lacs+
Welfare Party of India	25	Rs 30,41,500 ~ 30 Lacs+
Bharipa Bahujan Mahasangha	23	Rs 59,97,716 ~ 59 Lacs+
BJD	21	Rs 16,01,05,609 ~ 16 Crore+
JMM	21	Rs 3,33,11,123 ~ 3 Crore+
Lok Dal	21	Rs 52,69,133 ~ 52 Lacs+
Jharkhand Disom Party	19	Rs 15,10,764 ~ 15 Lacs+
AIUDF	18	Rs 6,58,37,901 ~ 6 Crore+
TRS	17	Rs 43,44,16,828 ~ 43 Crore+
Naitik Party	17	Rs 72,77,529 ~ 72 Lacs+
JVM(P)	16	Rs 1,71,27,501 ~ 1 Crore+
RPI	16	Rs 82,50,762 ~ 82 Lacs+
Amra Bangalee	16	Rs 22,09,699 ~ 22 Lacs+
Hindustan Janta Party	15	Rs 2,34,50,952 ~ 2 Crore+
Socialist Party (India)	15	Rs 46,45,419 ~ 46 Lacs+
DMDK	14	Rs 9,95,31,846 ~ 9 Crore+

Party Name	Number of Candidates Analysed	Average Assets (Rs.)
Samajwadi Janata Party (Rashtriya)	13	Rs 82,95,435 ~ 82 Lacs+
JKNPP	13	Rs 51,02,396 ~ 51 Lacs+
AGP	12	Rs 1,52,00,565 ~ 1 Crore+
Suheldev Bhartiya Samaj Party	12	Rs 41,01,095 ~ 41 Lacs+
Naya Daur Party	12	Rs 17,95,883 ~ 17 Lacs+
Prabuddha Republican Party	11	Rs 91,79,916 ~ 91 Lacs+
Janvadi Party(Socialist)	11	Rs 25,07,923 ~ 25 Lacs+
SAD	10	Rs 34,05,90,964 ~ 34 Crore+
RLD	10	Rs 22,67,89,535 ~ 22 Crore+
INLD	10	Rs 11,65,51,882 ~ 11 Crore+
MNS	10	Rs 7,64,30,793 ~ 7 Crore+
Tamil Nadu Makkal Congress	10	Rs 3,39,88,999 ~ 3 Crore+
AJSU Party	10	Rs 3,02,41,041 ~ 3 Crore+
Chhattisgarh Swabhiman Manch	10	Rs 68,86,880 ~ 68 Lacs+
Samata Party	10	Rs 35,50,413 ~ 35 Lacs+
Samyak Parivartan Party	10	Rs 24,08,066 ~ 24 Lacs+
Karunaadu Party	10	Rs 14,39,690 ~ 14 Lacs+
Ambedkar National Congress	10	Rs 6,11,916 ~ 6 Lacs+
Maharashtra Parivartan Sena (T)	10	Rs 2,05,099 ~ 2 Lacs+
Aama Odisha Party	9	Rs 8,60,63,038 ~ 8 Crore+
PMK	9	Rs 5,10,96,551 ~ 5 Crore+
SAD(A)(Simranjit Singh Mann)	9	Rs 4,37,08,450 ~ 4 Crore+
Nav Bharat Democratic Party	9	Rs 3,14,37,099 ~ 3 Crore+
Qaumi Ekta Dal	9	Rs 2,92,27,546 ~ 2 Crore+

Party Name	Number of Candidates Analysed	Average Assets (Rs.)
Janta Dal Rashtravadi	9	Rs 55,69,257 ~ 55 Lacs+
Bahujan Sangharshh Dal	9	Rs 33,15,536 ~ 33 Lacs+
Gareeb Aadmi Party	9	Rs 28,78,890 ~ 28 Lacs+
Pragatisheel Manav Samaj Party	9	Rs 17,66,672 ~ 17 Lacs+
Rashtriya Krantikari Samajwadi Party	9	Rs 17,21,353 ~ 17 Lacs+
Lok Bharati	8	Rs 39,89,926 ~ 39 Lacs+
ABHM	8	Rs 38,22,488 ~ 38 Lacs+
Rashtriya Ulama Council	8	Rs 35,41,050 ~ 35 Lacs+
VANCHITSAMAJ INSAAF PARTY	8	Rs 22,53,864 ~ 22 Lacs+
Most Backward Classes Of India	8	Rs 21,55,041 ~ 21 Lacs+
Bharat Vikas Morcha	8	Rs 18,82,377 ~ 18 Lacs+
Republican Party of India (Khobragade)	8	Rs 16,81,785 ~ 16 Lacs+
Rashtriya Janadhikar Suraksha Party	8	Rs 9,80,025 ~ 9 Lacs+
Republican Paksha (Khoripa)	8	Rs 7,88,873 ~ 7 Lacs+
Ulzaipali Makkal Katchy	8	Rs 5,73,125 ~ 5 Lacs+
Apna Dal	7	Rs 6,28,64,675 ~ 6 Crore+
NPP	7	Rs 5,20,27,976 ~ 5 Crore+
LJP	7	Rs 2,36,10,880 ~ 2 Crore+
MDMK	7	Rs 2,27,83,949 ~ 2 Crore+
Lok Satta Party	7	Rs 1,27,09,180 ~ 1 Crore+
Ambedkar Samaj Party	7	Rs 64,14,758 ~ 64 Lacs+
Manavtawadi Samaj Party	7	Rs 48,25,801 ~ 48 Lacs+
Rashtriya Samanta Dal	7	Rs 37,17,337 ~ 37 Lacs+
Party for Democratic Socialism	7	Rs 35,03,239 ~ 35 Lacs+

Party Name	Number of Candidates Analysed	Average Assets (Rs.)
Rashtriya Ahinsa Manch	7	Rs 29,42,102 ~ 29 Lacs+
Makkal Manadu Katchi	7	Rs 20,59,680 ~ 20 Lacs+
National Loktantrik Party	7	Rs 17,19,566 ~ 17 Lacs+
Jago Party	7	Rs 16,32,674 ~ 16 Lacs+
Sarva Janata Party	7	Rs 13,57,673 ~ 13 Lacs+
Bharatiya Ekta Dal	7	Rs 11,84,214 ~ 11 Lacs+
Bharatiya Sant Mat Party	7	Rs 10,04,629 ~ 10 Lacs+
Rashtriya Janasachetan Party (R.J.P.)	7	Rs 4,35,454 ~ 4 Lacs+
Indian Christian Secular Party	6	Rs 7,89,75,126 ~ 7 Crore+
Bajjikanchal Vikas Party	6	Rs 2,28,74,294 ~ 2 Crore+
RSP	6	Rs 84,25,430 ~ 84 Lacs+
Rajnaitik Vikalp Party	6	Rs 45,10,477 ~ 45 Lacs+
Hindusthan Nirman Dal	6	Rs 40,03,813 ~ 40 Lacs+
Bharatiya Yuva Shakti	6	Rs 26,79,589 ~ 26 Lacs+
Minorities democratic party	6	Rs 24,81,750 ~ 24 Lacs+
Bharatiya Dr. B.R.Ambedkar Janta Party	6	Rs 20,95,329 ~ 20 Lacs+
Adarsh Rashtriya Vikas Party	6	Rs 8,99,450 ~ 8 Lacs+
JKPDP	5	Rs 24,10,50,040 ~ 24 Crore+
Rashtriya Janwadi Party (Krantikari)	5	Rs 1,82,52,482 ~ 1 Crore+
All India Majlis-E-Ittehadul Muslimeen	5	Rs 1,28,93,365 ~ 1 Crore+
Samtawadi Republican Party	5	Rs 57,68,533 ~ 57 Lacs+
Rashtravadi Janata Party	5	Rs 43,21,661 ~ 43 Lacs+
Sankhyanupati Bhagidari Party	5	Rs 30,70,780 ~ 30 Lacs+
Akhil Bharatiya Muslim League (Secular)	5	Rs 23,86,557 ~ 23 Lacs+

Party Name	Number of Candidates Analysed	Average Assets (Rs.)
Jai Hind Samaj Party	5	Rs 22,73,795 ~ 22 Lacs+
Rashtriya Samaj Paksha	5	Rs 20,73,067 ~ 20 Lacs+
Bharatiya Gaon Taj Dal	5	Rs 20,42,258 ~ 20 Lacs+
Jai Prakash Janata Dal	5	Rs 19,89,247 ~ 19 Lacs+
Prajatantrik Samadhan Party	5	Rs 15,99,887 ~ 15 Lacs+
Samata Kranti Dal	5	Rs 14,79,917 ~ 14 Lacs+
Samata Samadhan Party	5	Rs 11,77,285 ~ 11 Lacs+
Marxist Communist Party of India (United)	5	Rs 5,04,000 ~ 5 Lacs+
Democratic Bharatiya Samaj Party	5	Rs 4,45,400 ~ 4 Lacs+
Bahujan Samaj Party (Ambedkar)	5	Rs 4,20,532 ~ 4 Lacs+
All India Minorities Front	5	Rs 2,15,545 ~ 2 Lacs+
Desiya Forward Bloc	4	Rs 2,67,11,164 ~ 2 Crore+
Poorvanchal Rashtriya Congress	4	Rs 2,49,63,946 ~ 2 Crore+
Rashtriya Lok Samta Party	4	Rs 2,22,84,597 ~ 2 Crore+
Awami Vikas Party	4	Rs 1,85,22,797 ~ 1 Crore+
Sarvajan Kalyan Loktantrik Party	4	Rs 1,43,71,826 ~ 1 Crore+
Jharkhand Party	4	Rs 1,25,63,748 ~ 1 Crore+
Indian National League	4	Rs 1,21,64,675 ~ 1 Crore+
Kalyankari Jantantrik Party	4	Rs 1,16,34,064 ~ 1 Crore+
The Lok Party of India	4	Rs 1,05,52,101 ~ 1 Crore+
Bharatiya Bahujan Party	4	Rs 84,71,700 ~ 84 Lacs+
Ambedkarist Republican Party	4	Rs 48,61,500 ~ 48 Lacs+
Akhil Bharatiya Jan Sangh	4	Rs 47,27,596 ~ 47 Lacs+
Rashtriya Deshaj Party	4	Rs 32,06,460 ~ 32 Lacs+

Party Name	Number of Candidates Analysed	Average Assets (Rs.)
Bharatiya Republican Paksha	4	Rs 29,90,009 ~ 29 Lacs+
Bharatiya Momin Front	4	Rs 26,03,503 ~ 26 Lacs+
Proutist Sarva Samaj	4	Rs 24,69,327 ~ 24 Lacs+
Rashtriya Kranti Party	4	Rs 22,18,993 ~ 22 Lacs+
Mahajana Socialist Party	4	Rs 20,52,175 ~ 20 Lacs+
Indian Savarn Samaj Party	4	Rs 20,32,538 ~ 20 Lacs+
Bharatiya National Janta Dal	4	Rs 18,41,950 ~ 18 Lacs+
Shoshit Samaj Dal	4	Rs 17,55,509 ~ 17 Lacs+
Sanatan Sanskriti Raksha Dal	4	Rs 14,54,825 ~ 14 Lacs+
Sarva Samaj Kalyan Party	4	Rs 13,28,000 ~ 13 Lacs+
Majlis Bachao Tahreek	4	Rs 9,60,000 ~ 9 Lacs+
Bhartiya Krishak Dal	4	Rs 4,75,925 ~ 4 Lacs+
Al-Hind Party	4	Rs 3,95,338 ~ 3 Lacs+
Apna Desh Party	4	Rs 80,000 ~ 80 Thou+
JKNC	3	Rs 5,79,76,575 ~ 5 Crore+
Peasants And Workers Party of India	3	Rs 3,01,83,268 ~ 3 Crore+
Bhartiya Pragatisheel Congress	3	Rs 1,18,48,848 ~ 1 Crore+
All India Peoples Front (Radical)	3	Rs 93,80,883 ~ 93 Lacs+
Indian Peoples Green Party	3	Rs 91,37,171 ~ 91 Lacs+
United Communist Party of India	3	Rs 77,98,025 ~ 77 Lacs+
Proutist Bloc, India	3	Rs 65,18,898 ~ 65 Lacs+
Mahan Dal	3	Rs 50,46,666 ~ 50 Lacs+
Rashtriya Bahujan Hitay Party	3	Rs 45,12,000 ~ 45 Lacs+
Lokpriya Samaj Party	3	Rs 42,84,086 ~ 42 Lacs+

Party Name	Number of Candidates Analysed	Average Assets (Rs.)
Hindustan Krantikari Dal	3	Rs 42,17,516 ~ 42 Lacs+
Akhil Bhartiya Jharkhand Party	3	Rs 32,91,012 ~ 32 Lacs+
Nagrik Ekta Party	3	Rs 31,61,000 ~ 31 Lacs+
Vishva Hindustani Sangathan	3	Rs 28,22,733 ~ 28 Lacs+
Jan Shakti Ekta Party	3	Rs 27,03,796 ~ 27 Lacs+
Lok Parivartan Party(DC)	3	Rs 25,51,328 ~ 25 Lacs+
Loktantrik Janata Party (Secular)	3	Rs 25,08,807 ~ 25 Lacs+
Odisha Jan Morcha	3	Rs 24,27,333 ~ 24 Lacs+
National Unionist Zamindara Party	3	Rs 23,97,140 ~ 23 Lacs+
Prem Janata Dal	3	Rs 23,19,000 ~ 23 Lacs+
Indian Unity Centre	3	Rs 19,01,331 ~ 19 Lacs+
Jharkhand Anushilan Party	3	Rs 18,92,746 ~ 18 Lacs+
Bhartiya Janta Dal (Integrated)	3	Rs 16,83,333 ~ 16 Lacs+
Jharkhand Party (Naren)	3	Rs 16,05,095 ~ 16 Lacs+
Rashtriya Mahan Gantantra Party	3	Rs 12,75,178 ~ 12 Lacs+
SARVAJAN SAMAJ PARTY (D)	3	Rs 11,29,500 ~ 11 Lacs+
Rajasthan Vikas Party	3	Rs 11,19,898 ~ 11 Lacs+
Bharatiya Jan Kranti Dal (Democratic)	3	Rs 9,83,734 ~ 9 Lacs+
Krantikari Vikas Dal	3	Rs 6,93,333 ~ 6 Lacs+
Swaraj (J)	3	Rs 6,84,081 ~ 6 Lacs+
Swarajya Party Of India	3	Rs 6,66,679 ~ 6 Lacs+
Rashtriya Apna Dal	3	Rs 6,54,167 ~ 6 Lacs+
Aarakshan Virodhi Party	3	Rs 5,70,033 ~ 5 Lacs+
Megh Desham Party	3	Rs 4,66,352 ~ 4 Lacs+

Party Name	Number of Candidates Analysed	Average Assets (Rs.)
New All India Congress Party	3	Rs 4,34,460 ~ 4 Lacs+
Jamat-E-Seratul Mustakim	3	Rs 4,25,002 ~ 4 Lacs+
Kalinga Sena	3	Rs 3,18,574 ~ 3 Lacs+
Moulik Adhikar Party	3	Rs 85,966 ~ 85 Thou+
HJC(BL)	2	Rs 40,88,30,769 ~ 40 Crore+
NPF	2	Rs 16,46,40,032 ~ 16 Crore+
National Janhit Congress (AB)	2	Rs 12,64,07,399 ~ 12 Crore+
Braj Vikas Party	2	Rs 7,65,18,752 ~ 7 Crore+
Rashtriya Aam Party	2	Rs 7,39,12,032 ~ 7 Crore+
Atulya Bharat Party	2	Rs 4,27,53,469 ~ 4 Crore+
Inqalab Vikas Dal	2	Rs 3,82,21,857 ~ 3 Crore+
BPF	2	Rs 3,12,07,586 ~ 3 Crore+
Telangana Loksatta Party	2	Rs 2,81,04,385 ~ 2 Crore+
Shakti Sena (Bharat Desh)	2	Rs 2,58,80,000 ~ 2 Crore+
PPA	2	Rs 2,54,21,251 ~ 2 Crore+
Socialist Republican Party	2	Rs 2,11,35,907 ~ 2 Crore+
Rastriya Insaaf Party	2	Rs 1,87,71,199 ~ 1 Crore+
Indian Bahujan Sandesh Party (Kanshiram)	2	Rs 1,77,34,631 ~ 1 Crore+
Rashtriya Congress (Babu Jagjivanram)	2	Rs 1,70,36,500 ~ 1 Crore+
Agar Jan Party	2	Rs 1,40,58,166 ~ 1 Crore+
Rashtrawadi Samaj Party	2	Rs 1,33,30,692 ~ 1 Crore+
Bhartiya Ekta Manch Party	2	Rs 1,25,53,066 ~ 1 Crore+
Bharatiya Inqalab Party	2	Rs 1,20,67,250 ~ 1 Crore+
Rashtriya Praja Congress (Secular)	2	Rs 1,14,17,898 ~ 1 Crore+

Party Name	Number of Candidates Analysed	Average Assets (Rs.)
Socialistic Democratic Party	2	Rs 99,55,000 ~ 99 Lacs+
Regional Democratic Secular Congress	2	Rs 86,91,052 ~ 86 Lacs+
Rashtriya Naujawan Dal	2	Rs 83,36,500 ~ 83 Lacs+
Swabhimani Paksha	2	Rs 82,36,346 ~ 82 Lacs+
Jantantra Party	2	Rs 81,51,376 ~ 81 Lacs+
Viduthalal Chiruthaigal Katchi	2	Rs 75,40,862 ~ 75 Lacs+
Samaikyandhra Parirakshana Samithi	2	Rs 67,73,500 ~ 67 Lacs+
Indigenous Peoples Front of Tripura	2	Rs 59,42,750 ~ 59 Lacs+
Andhra Pradesh Rashtra Samaikya Samithi Party	2	Rs 53,59,000 ~ 53 Lacs+
Jharkhand Vikas Dal	2	Rs 47,64,791 ~ 47 Lacs+
Samajwadi Jan Parishad	2	Rs 46,42,835 ~ 46 Lacs+
B. C. United Front	2	Rs 46,29,132 ~ 46 Lacs+
Bharatiya Peoples Party	2	Rs 33,18,000 ~ 33 Lacs+
Bhartiya Jan Yug Party	2	Rs 32,98,855 ~ 32 Lacs+
Tripura Pragatishil Gramin Congress	2	Rs 32,65,748 ~ 32 Lacs+
Andhra Rastra Praja Samithi	2	Rs 31,22,000 ~ 31 Lacs+
Pragatisheel Samaj Party	2	Rs 30,35,112 ~ 30 Lacs+
Bundelkhand Congress	2	Rs 29,36,250 ~ 29 Lacs+
Bahujan Sangharsh Party (Kanshiram)	2	Rs 27,58,840 ~ 27 Lacs+
Awami Aamjan Party	2	Rs 26,87,850 ~ 26 Lacs+
Rashtriya Bahujan Congress Party	2	Rs 24,21,868 ~ 24 Lacs+
Republican Bahujan Sena	2	Rs 23,07,777 ~ 23 Lacs+
Bharti Jan Suraksha Party	2	Rs 22,10,000 ~ 22 Lacs+
RASHTRIYA VIKLANG PARTY	2	Rs 22,02,930 ~ 22 Lacs+

Party Name	Number of Candidates Analysed	Average Assets (Rs.)
Bharatiya Sarvodaya Kranti Party	2	Rs 21,68,635 ~ 21 Lacs+
Rashtriya Janmorcha	2	Rs 20,19,492 ~ 20 Lacs+
National Organisation Congress	2	Rs 18,97,500 ~ 18 Lacs+
Aadivasi Sena Party	2	Rs 18,76,864 ~ 18 Lacs+
Jai Vijaya Bharathi Party	2	Rs 18,42,500 ~ 18 Lacs+
Maharashtra Vikas Aghadi	2	Rs 17,90,000 ~ 17 Lacs+
Samruddha Odisha	2	Rs 17,77,295 ~ 17 Lacs+
Rashtriya Gondvana Party	2	Rs 17,24,275 ~ 17 Lacs+
Loktantrik Samajwadi Party	2	Rs 16,92,125 ~ 16 Lacs+
National Youth Party	2	Rs 16,19,178 ~ 16 Lacs+
Apna Dal United Party	2	Rs 15,39,387 ~ 15 Lacs+
Bharat Bhrashtachar Mitao Party	2	Rs 14,98,900 ~ 14 Lacs+
Bharat Nav Nirman Party	2	Rs 14,74,850 ~ 14 Lacs+
Akhil Bhartiya Mithila Party	2	Rs 14,70,349 ~ 14 Lacs+
Bharatiya Bahujan Congress	2	Rs 14,63,862 ~ 14 Lacs+
Bhartiya Vanchitsamaj Party	2	Rs 13,72,499 ~ 13 Lacs+
Paschimanchal Vikas Party	2	Rs 13,70,088 ~ 13 Lacs+
Bharatiya Kisan Sena Loktantrik	2	Rs 13,48,014 ~ 13 Lacs+
Asankhya Samaj Party	2	Rs 12,81,661 ~ 12 Lacs+
Loktantrik Rashrtavadi Party	2	Rs 12,73,000 ~ 12 Lacs+
Indian Krantikari Lehar	2	Rs 11,00,000 ~ 11 Lacs+
Bhartiya Navjawan Sena (Paksha)	2	Rs 9,08,000 ~ 9 Lacs+
Yuva Sarkar	2	Rs 8,57,775 ~ 8 Lacs+
Bharatiya Kisan Parivartan Party	2	Rs 8,50,859 ~ 8 Lacs+

Party Name	Number of Candidates Analysed	Average Assets (Rs.)
Rani Chennamma Party	2	Rs 7,86,000 ~ 7 Lacs+
Janta Raj Party	2	Rs 7,85,750 ~ 7 Lacs+
All J & K Kisan Majdoor Party	2	Rs 7,11,550 ~ 7 Lacs+
Indian Labour Party (Ambedkar Phule)	2	Rs 6,68,500 ~ 6 Lacs+
Akhil Bharatiya Congress Dal (Ambedkar)	2	Rs 6,14,000 ~ 6 Lacs+
Bhartiya Sarvjan Party	2	Rs 6,11,500 ~ 6 Lacs+
Kisan Majdoor Berojgar Sangh	2	Rs 5,34,415 ~ 5 Lacs+
Bahujan Suraksha Dal	2	Rs 4,34,905 ~ 4 Lacs+
Dalita Bahujana Party	2	Rs 4,31,600 ~ 4 Lacs+
New India Party	2	Rs 3,85,000 ~ 3 Lacs+
Hindustan Vikas Dal	2	Rs 3,05,000 ~ 3 Lacs+
Rashtriya Karmyog Party	2	Rs 2,42,750 ~ 2 Lacs+
Sanyukt Samajwadi Dal	2	Rs 2,01,000 ~ 2 Lacs+
Moolniwasi Samaj Party	2	Rs 1,28,883 ~ 1 Lacs+
Eklavya Samaj Party	2	Rs 55,500 ~ 55 Thou+
Other Parties	185	2,23,79,286 ~ 2 crore+
All Parties	8205	Rs 4,92,34,215 4 Crore+

Table 4-3: Party-wise Average Assets of Candidates

- **High Assets Candidates***: 114 candidates declared more than Rs.50 crores worth of assets. The top three candidates with highest assets are given below:

S.No.	Name	State	Constituency	Party Name	Movable Assets (Rs)	Immovable Assets (Rs)	Total Assets (Rs)	PAN Given
1	Nandan Nilekani	Karnataka	Bangalore South	INC	76,65,95,17,411	44,34,39,808	77,10,29,57,219 7710 Crore+	Y
2	Shamali Das	West Bengal	Jadavpur and Kolkata Dakshin	IND	20,00,00,60,000*	0	20,00,00,60,000 2000 Crore+	Y
3	Anil Kumar Sharma	Bihar	Jahanabad	JD(U)	8,16,70,03,720	33,18,00,000	8,49,88,03,720 849 Crore+	Y

Table 4-4: Top 3 High Assets Candidates

*Total Assets includes income of self, spouse and dependents.

- **Low Assets Candidates:** A total of 76 candidates declared zero assets in their affidavits.
- **Candidates with High Liabilities:** A total of 354 candidates declared liabilities of Rs. 1 crore and above. The candidates with the top three liabilities are as given below:

S. No.	Name	State	Constituency	Party Name	Movable Assets (Rs)	Immovable Assets (Rs)	Total Assets(Rs)	Liabilities (Rs)	PAN Given
1	R. Prabha-kara Reddy	Karnataka	Bangalore Rural	JD(S)	1,90,67,88,876 190 Crore+	33,68,23,190 33 Crore+	2,24,36,12,066 224 Crore+	2,21,80,03,086 221 Crore+	Y
2	Moni Kumar Subba	Assam	Tezpur	IND	1,60,29,11,197 160 Crore+	1,46,46,23,940 146 Crore+	3,06,75,35,137 306 Crore+	1,40,07,40,132 140 Crore+	Y
3	Anil Kumar Sharma	Bihar	Jahanabad	JD(U)	8,16,70,03,720 816 Crore+	33,18,00,000 33 Crore+	8,49,88,03,720 849 Crore+	1,09,53,93,904 109 Crore+	Y

Table 4-5: Top 3 Candidates with Highest Liabilities

- **Crorepati candidates with no PAN:** 99 candidates with total assets worth more than Rs. 1 crore had not declared PAN details.
- **Undeclared PAN:** 2341(29%) candidates have not declared PAN details.
- **Candidates with High Income as declared in ITR*:** 131 candidates declared a total annual income of more than Rs. 1 crore. The top three candidates with highest declared annual income are given below:

S. No.	Name	Party	Constituency	State	Total Assets (Rs)	The financial year for which the last income tax return has been filed by candidate	Total income shown by candidate in ITR (Self+ Spouse+ Dependent) (Rs)	Self-income shown by candidate in ITR (Rs)
1	Nandan Nilekani	INC	Bangalore South	Karnataka	77,10,29,57,219 7710 Crore+	2013-2014	1,68,41,65,069 168 Crore+	97,84,51,446 97 Crore+
2	Naveen Jindal	INC	Kurukshetra	Haryana	3,08,31,54,000 308 Crore+	2012-2013	1,03,36,47,254 103 Crore+	1,01,62,20,852 101 Crore+
3	Dr.Vishwajeet Patangrao Kadam	INC	Pune	Maharashtra	87,49,57,697 87 Crore+	2012-2013	22,84,87,043 22 Crore+	80,14,181 80 Lacs+

Table 4-6: Top 3 Candidates with Highest Income as Declared in ITR

*Total income includes income of self, spouse and dependents

- **Candidates who have not declared Income Tax Details*:** 4452 (54%) candidates out of 8205 analysed did not declared income tax details.* Some candidates may be exempted from filing Income Tax Returns
- **Candidates with High Assets who have not declared Income Tax Details:** 292 candidates with assets worth more than Rs. 1 crore, did not declared Income Tax Details.

Top 10 candidates with highest assets

S. No.	Name	State	Constituency	Party Name	Movable Assets (Rs)	Immovable Assets (Rs)	Total Assets (Rs)	PAN Given
1	Nandan Nilekani	Karnataka	Bangalore South	INC	76,65,95,17,411	44,34,39,808	77,10,29,57,219 7710 Crore+	Y
2	Shamali Das	West Bengal	Jadavpur and Kolkata Dakshin	IND	20,00,00,60,000*	0	20,00,00,60,000 2000 Crore+	Y
3	Anil Kumar Sharma	Bihar	Jahanabad	JD(U)	8,16,70,03,720	33,18,00,000	8,49,88,03,720 849 Crore+	Y
4	Jayadev Galla	Andhra Pradesh	Guntur	TDP	5,92,12,78,671	90,93,02,690	6,83,05,81,361 683 Crore+	Y
5	Ayodhya Rami Reddy Alla	Andhra Pradesh	Narasaraopet	YSRCP	6,48,70,29,756	5,63,52,000	6,54,33,81,756 654 Crore+	Y
6	Konda Vishweshwar Reddy	Telangana	Chevella	TRS	4,78,90,70,310	49,71,59,900	5,28,62,30,210 528 Crore+	Y
7	Nama Nag-eswara Rao	Telangana	Khammam	TDP	2,22,07,65,210	1,16,15,28,230	3,38,22,93,440 338 Crore+	Y
8	Naveen Jindal	Haryana	Kurukshetra	INC	2,99,42,59,000	8,88,95,000	3,08,31,54,000 308 Crore+	Y
9	Moni Kumar Subba	Assam	Tezpur	IND	1,60,29,11,197	1,46,46,23,940	3,06,75,35,137 306 Crore+	Y
10	Malook Nagar	Uttar Pradesh	Bijnor	BSP	66,50,00,000	2,23,12,00,000	2,89,62,00,000 289 Crore+	Y

Table 4-7: Top 10 candidates with Highest Assets

10 candidates with lowest assets

S. No.	Name	District	Constituency	Party Name	Movable Assets (Rs)	Immovable Assets (Rs)	Total Assets (Rs)	PAN Given
1	Guljar Kumar	Bihar	Madhepura	BSP	35	0	35	Y
2	T S Balakrishnan	Kerala	Alappuzha	IND	50*	0	50	N
3	Ramanuj Patel	NCT of Delhi	New Delhi	Samyak Parivartan Party	100*	0	100 1 Hund+	Y

S. No.	Name	District	Constituency	Party Name	Movable Assets (Rs)	Immovable Assets (Rs)	Total Assets (Rs)	PAN Given
4	Kadam Sagar Uttamrao	Maharashtra	Satara	IND	150*	0	150 1 Hund+	Y
5	Satish Chandra Sharma	Uttar Pradesh	Mathura	IND	250	0	250 2 Hund+	Y
6	Shaikh Jabbar Shaikh Usuf	Maharashtra	Yavatmal-Washim	IND	500	0	500 5 Hund+	Y
7	Satav Atmaram Raghoji	Maharashtra	Hingoli	IND	500	0	500 5 Hund+	N
8	Malyadri Ravulakollu	Andhra Pradesh	Nellore	IND	500	0	500 5 Hund+	N
9	Shaikh Shakir	Maharashtra	Raver	IND	500	0	500 5 Hund+	N
10	Popat Manik Fule	Maharashtra	Ahmednagar	Maharashtra Parivartan Sena (T)	500	0	500 5 Hund+	Y

Table 4-8: 10 Candidates with lowest assets

Top 10 Candidates with high liabilities

S.No.	Name	District	Constituency	Party Name	Movable Assets (Rs)	Immovable Assets (Rs)	Total Assets(Rs)	Liabilities (Rs)	PAN Given
1	R. Prabhakara Reddy	Karnataka	Bangalore Rural	JD(S)	1,90,67,88,876 190 Crore+	33,68,23,190 33 Crore+	2,24,36,12,066 224 Crore+	2,21,80,03,086 221 Crore+	Y
2	Moni Kumar Subba	Assam	Tezpur	IND	1,60,29,11,197 160 Crore+	1,46,46,23,940 146 Crore+	3,06,75,35,137 306 Crore+	1,40,07,40,132 140 Crore+	Y
3	Anil Kumar Sharma	Bihar	Jahanabad	JD(U)	8,16,70,03,720 816 Crore+	33,18,00,000 33 Crore+	8,49,88,03,720 849 Crore+	1,09,53,93,904 109 Crore+	Y
4	Vasantha Kumar H.	Tamil Nadu	Kanniyakumari	INC	98,90,86,803 98 Crore+	1,86,87,00,000 186 Crore+	2,85,77,86,803 285 Crore+	87,60,85,097 87 Crore+	Y
5	H D Kumara Swamy	Karnataka	Chikkballapur	JD(S)	1,10,40,90,348 110 Crore+	39,37,40,219 39 Crore+	1,49,78,30,567 149 Crore+	72,96,03,654 72 Crore+	Y
6	Srinivas Kesineni	Andhra Pradesh	Vijayawada	TDP	90,73,12,218 90 Crore+	37,68,10,451 37 Crore+	1,28,41,22,669 128 Crore+	71,54,62,989 71 Crore+	Y
7	Nand Gopal Gupta Nandi	Uttar Pradesh	Allahabad	INC	58,32,64,000 58 Crore+	29,84,50,000 29 Crore+	88,17,14,000 88 Crore+	# 64,20,55,000 64 Crore+	Y
8	Jain Manish Ishwarlal	Maharashtra	Raver	NCP	1,11,55,22,020 111 Crore+	39,96,24,745 39 Crore+	1,51,51,46,765 151 Crore+	60,66,12,400 60 Crore+	Y
9	Ayodhya Rami Reddy Alla	Andhra Pradesh	Narasaraopet	YSRCP	6,48,70,29,756 648 Crore+	5,63,52,000 5 Crore+	6,54,33,81,756 654 Crore+	60,40,35,456 60 Crore+	Y
10	Sri Prakash Jha	Bihar	Paschim Champaran	JD(U)	56,38,22,118 56 Crore+	36,16,58,000 36 Crore+	92,54,80,118 92 Crore+	55,22,93,138 55 Crore+	Y

Table 4-9: Top 10 candidates with high liabilities

Party wise Candidates who have not Filed ITR*

Party Name	Total Candidates Analysed	Total Candidates who have Filed ITR	Total Candidates who have not Filed ITR	% of Candidates who have not Filed ITR
BSP	502	255	247	49%
INC	463	412	51	11%
AAP	429	320	109	25%
BJP	426	370	56	13%
Bahujan Mukti Party	232	85	147	63%
SP	195	133	62	32%
AITC	131	87	44	34%
JD(U)	93	61	32	34%
CPI(M)	92	48	44	48%
CPI(ML)L	81	13	68	84%
SUCI(C)	80	19	61	76%
CPI	67	32	35	52%
SHS	58	37	21	36%
CPI(ML) Red star	46	2	44	96%
RPI(A)	44	12	32	73%
AIADMK	40	34	6	15%
AIFB	39	15	24	62%
YSRCP	38	33	5	13%
NCP	36	28	8	22%
DMK	35	32	3	9%
JD(S)	33	27	6	18%
TDP	30	26	4	13%
RJD	30	28	2	7%
BJD	21	16	5	24%
JMM	21	13	8	38%
Jharkhand Disom Party	19	3	16	84%
AIUDF	18	16	2	11%
TRS	17	14	3	18%
JVM(P)	16	13	3	19%
DMDK	14	13	1	7%
JKNPP	13	3	10	77%
AGP	12	10	2	17%
SAD	10	10	0	0%
RLD	10	10	0	0%
MNS	10	10	0	0%
INLD	10	9	1	10%
LJP	7	7	0	0%
All India Majlis-E-Ittehadul Muslimeen	5	3	2	40%
JKPDP	5	5	0	0%

Party Name	Total Candidates Analysed	Total Candidates who have Filed ITR	Total Candidates who have not Filed ITR	% of Candidates who have not Filed ITR
Others	1564	554	1010	65%
IND	3213	935	2278	71%
Total	8205	3753	4452	54%

Table 4-10: Party wise Candidates who have not Filed ITR

* Some candidates may be exempted from filing Income Tax Returns

Top 10 Candidates with High Declared Income in Income Tax Returns (ITR)

S. No.	Name	Party Name	Constituency	State	Total Assets (Rs.)	The financial year for which the last income tax return has been filed by candidate	Total income shown by candidate in ITR (Self+ Spouse+ Depend-ent)	Self-income shown by candidate in ITR
1	Nandan Nilekani	INC	Bangalore South	Karnataka	77,10,29,57,219 7710 Crore+	2013-2014	1,68,41,65,069 168 Crore+	97,84,51,446 97 Crore+
2	Naveen Jindal	INC	Kurukshetra	Haryana	3,08,31,54,000 308 Crore+	2012-2013	1,03,36,47,254 103 Crore+	1,01,62,20,852 101 Crore+
3	Dr.Vishwajeet Patangrao Kadam	INC	Pune	Maharashtra	87,49,57,697 87 Crore+	2012-2013	22,84,87,043 22 Crore+	80,14,181 80 Lacs+
4	Jayadev Galla	TDP	Guntur	Andhra Pradesh	6,83,05,81,361 683 Crore+	2012-2013	16,85,54,700 16 Crore+	16,30,91,770 16 Crore+
5	Vasantha Kumar H.	INC	Kanniyakumari	Tamil Nadu	2,85,77,86,803 285 Crore+	2012-2013	16,72,04,340 16 Crore+	16,71,11,750 16 Crore+
6	Konda Vishweshwar Reddy	TRS	Chevella	Telangana	5,28,62,30,210 528 Crore+	2012-2013	14,64,24,120 14 Crore+	62,66,140 62 Lacs+
7	Vivekkrishna Tankha	INC	Jabalpur	Madhya Pradesh	42,37,20,471 42 Crore+	2012-2013	14,24,44,946 14 Crore+	13,99,04,020 13 Crore+
8	Manju. A.	INC	Hassan	Karnataka	16,52,71,740 16 Crore+	2014-2015	14,04,95,931 14 Crore+	11,69,29,427 11 Crore+
9	Malook Nagar	BSP	Bijnor	Uttar Pradesh	2,89,62,00,000 289 Crore+	2012-2013	13,11,52,099 13 Crore+	11,27,20,010 11 Crore+
10	Anil Kumar Sharma	JD(U)	Jahana-bad	Bihar	8,49,88,03,720 849 Crore+	2012-2013	10,76,97,371 10 Crore+	10,35,67,339 10 Crore+

Table 4-11: Top 11 Candidates with High Declared Income in Income Tax Returns (ITR)

Top 10 High Asset Candidates Who Have Not Declared ITR*

S. No.	Name	State	Constituency	Party Name	Movable Assets (Rs)	Immovable Assets (Rs)	Total Assets (Rs)	PAN Given
1	Denis Siangshai	Meghalaya	Shillong	IND	1,14,70,195	1,27,55,55,262	1,28,70,25,457 128 Crore+	Y
2	Dev Raj Bhardwaj	Himachal Pradesh	Hamirpur	IND	21,30,100	51,00,00,000	51,21,30,100 51 Crore+	Y
3	Kammili Srinivas	Andhra Pradesh	Machilipatnam	Jai Samai-kyandhra Party	10,45,00,000	39,48,99,880*	49,93,99,880 49 Crore+	N
4	Prabhat Ranjan Das	Bihar	Darbhanga	AAP	24,46,42,463*	12,00,00,000*	36,46,42,463 36 Crore+	N
5	Robert Romawia Royte	Mizoram	Mizoram	IND	19,88,42,910*	14,76,57,000	34,64,99,910 34 Crore+	Y
6	Jadeja Kandhalbhai Sarmanbhai	Gujarat	Porbandar	NCP	39,45,804	28,00,00,000*	28,39,45,804 28 Crore+	Y
7	Sandeep Pandurang Parte	Maharashtra	Raigad	Hindustan Janta Party	9,01,74,000	18,17,92,000*	27,19,66,000 27 Crore+	Y
8	Imrram Pasha	Chhattisgarh	Raipur	Aazadi Ka Antim Aandolan Dal	28,78,947	21,50,00,000	21,78,78,947 21 Crore+	Y
9	Purno Agitok Sangma	Meghalaya	Tura	NPP	4,72,79,672*	16,78,54,946	21,51,34,618 21 Crore+	Y
10	Om Shanti Baba	Bihar	Valmiki Nagar	IND	2,15,000	19,00,00,000	19,02,15,000 19 Crore+	N

Table 4-12: Top 10 High Asset Candidates Who Have Not Declared ITR

* Some candidates may be exempted from filing Income Tax Returns

Financial Background of MPs

- **Crorepatri MPs:** Out of the 542 MPs analysed, 443 (82%) were crorepatis. Out of 520 MPs analysed during Lok Sabha 2009 elections, 300 (58%) MPs were crorepatis.

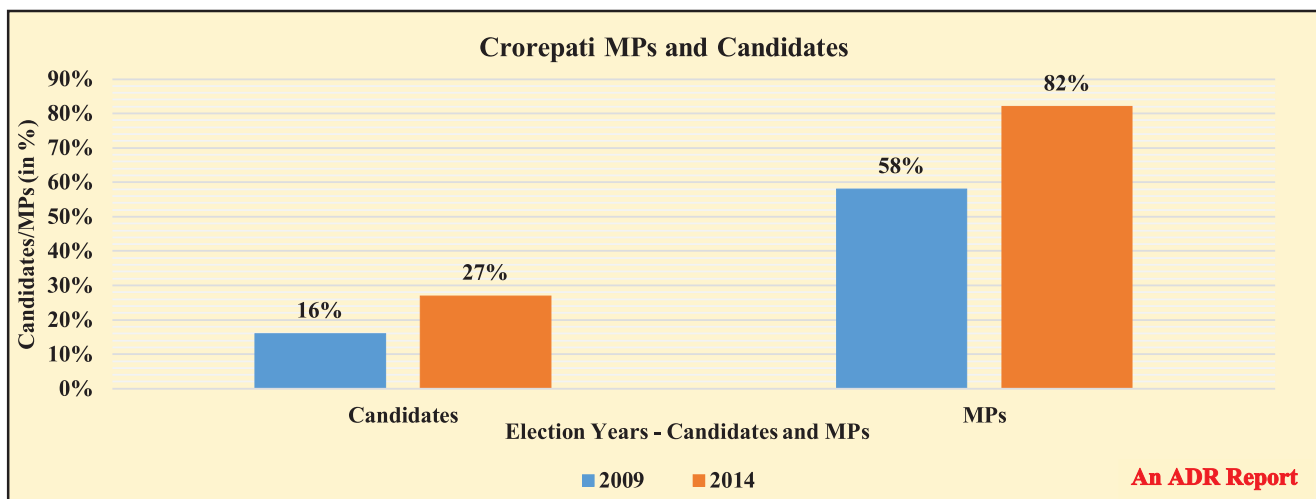


Figure 4-6: Crorepatri MPs and Candidates

- **Party-wise Crorepati MPs:** 237 (84%) out of 281 MPs analysed in BJP, 35 (80%) out of 44 MPs in INC, 29 (78%) out of 37 MPs in AIADMK and 21 (62%) out of 34 MPs in AITC declared assets worth more than Rs. 1 crore.

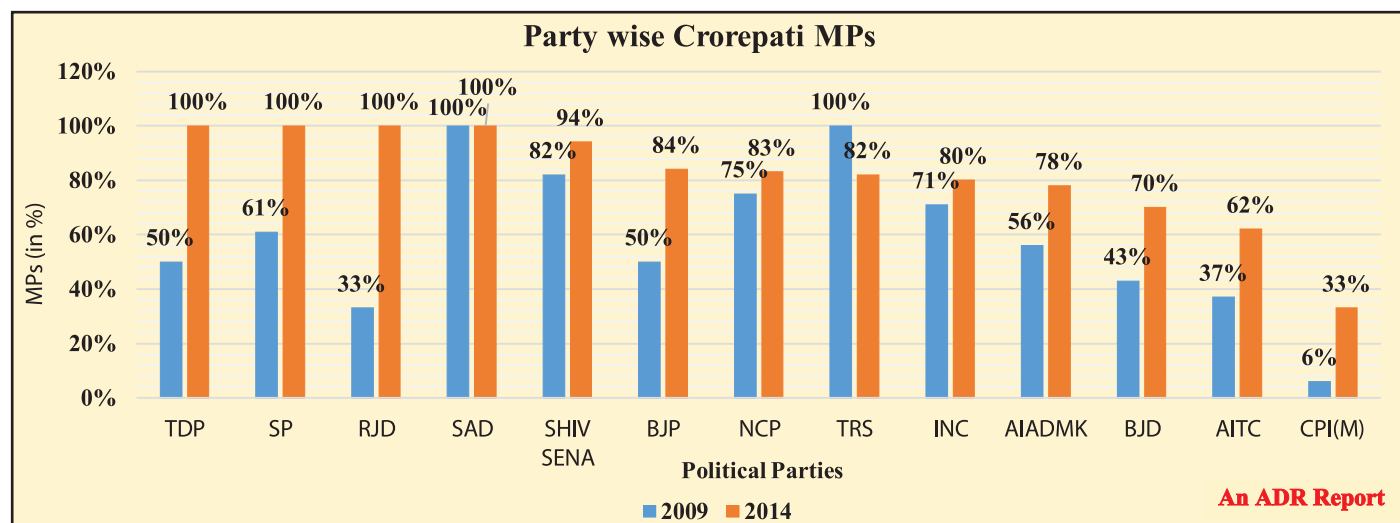


Figure 4-7: Party-wise Crorepati MPs

Party Wise Crorepatitis

Party Name	Lok Sabha 2014			Lok Sabha 2009		
	Number of MPs Analysed	Crorepatitis	Percentage of Crorepati MPs	Number of MPs Analysed	Crorepatitis	Percentage of Crorepati MPs
BJP	281	237	84%	110	55	50%
INC	44	35	80%	199	141	71%
AIADMK	37	29	78%	9	5	56%
AITC	34	21	62%	19	7	37%
SHIV SENA	18	17	94%	11	9	82%
TDP	16	16	100%	6	3	50%
BJD	20	14	70%	14	6	43%
YSRCP	9	9	100%	0	0	0%
TRS	11	9	82%	2	2	100%
LJP	6	5	83%	0	0	0%
SP	5	5	100%	23	14	61%
RJD	4	4	100%	3	1	33%
NCP	6	5	83%	8	6	75%
SAD	4	4	100%	4	4	100%
AAP	4	3	75%	0	0	0%
CPI(M)	9	3	33%	16	1	6%
IND	3	2	67%	6	2	33%
Others	31	25	81%	90	44	48%
Total	542	443	82%	520	300	58%

Table 4-13: Party Wise Crorepatitis

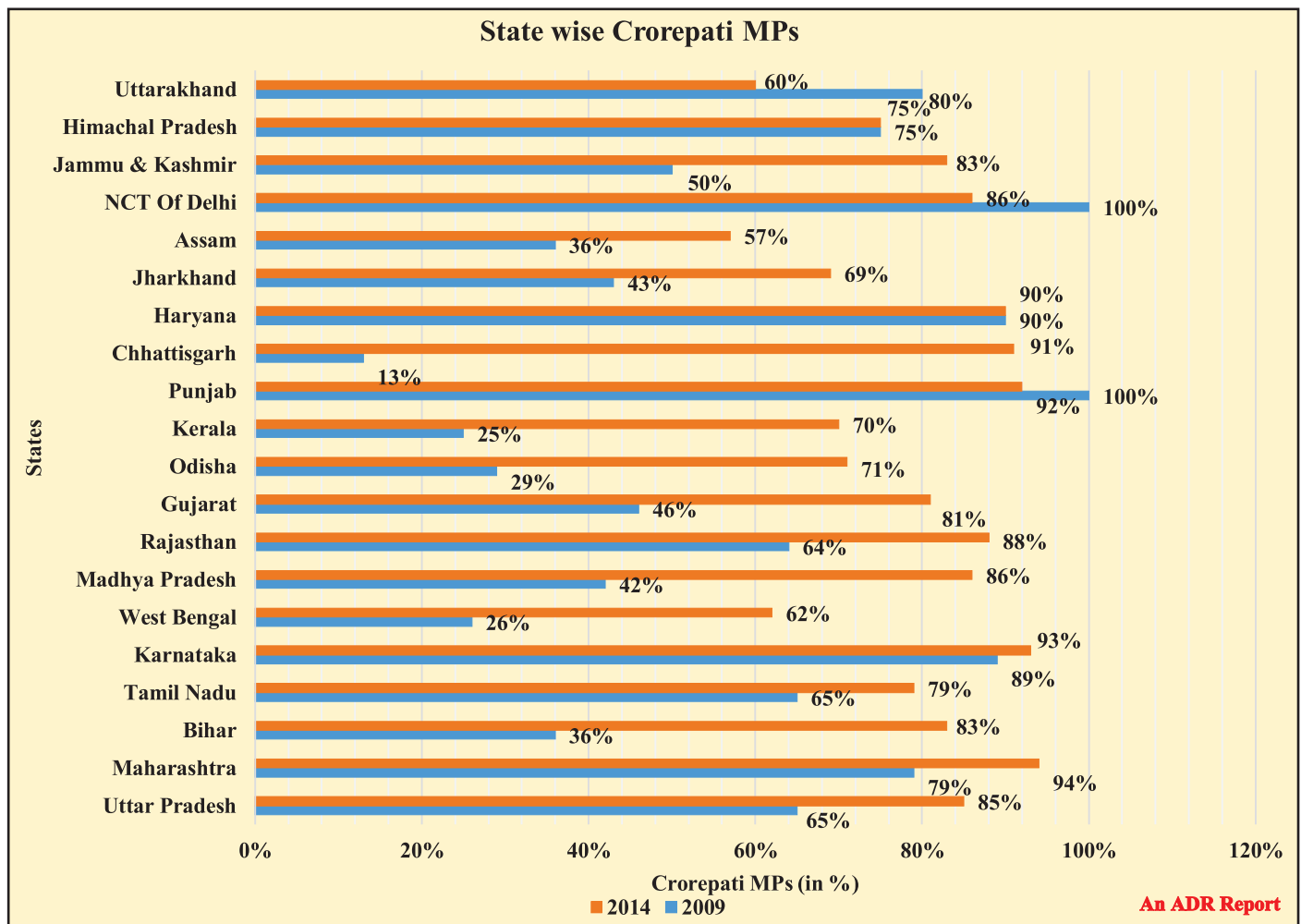


Figure 4-8: State-wise Crorepati MPs

State-wise Crorepati MPs

State	2009 Lok Sabha Elections			2014 Lok Sabha Elections		
	Total MPs	Crorepati MPs	Percentage of Crorepati MPs	Total MPs	Crorepati MPs	Percentage of Crorepati MPs
Uttar Pradesh	78	51	65%	80	68	85%
Maharashtra	47	37	79%	48	45	94%
Andhra Pradesh	42	32	76%	25	25	100%
Bihar	36	13	36%	40	33	83%
Tamil Nadu	37	24	65%	39	31	79%
Karnataka	28	25	89%	28	26	93%
West Bengal	42	11	26%	42	26	62%
Madhya Pradesh	24	10	42%	29	25	86%
Rajasthan	22	14	64%	25	22	88%

State	2009 Lok Sabha Elections			2014 Lok Sabha Elections		
	Total MPs	Crorepati MPs	Percentage of Crorepati MPs	Total MPs	Crorepati MPs	Percentage of Crorepati MPs
Gujarat	24	11	46%	26	21	81%
Odisha	21	6	29%	21	15	71%
Telangana	NA	NA	NA	17	14	82%
Kerala	20	5	25%	20	14	70%
Punjab	13	13	100%	13	12	92%
Chhattisgarh	8	1	13%	11	10	91%
Haryana	10	9	90%	10	9	90%
Jharkhand	14	6	43%	13	9	69%
Assam	14	5	36%	14	8	57%
NCT Of Delhi	7	7	100%	7	6	86%
Jammu & Kashmir	6	3	50%	6	5	83%
Himachal Pradesh	4	3	75%	4	3	75%
Uttarakhand	5	4	80%	5	3	60%
Meghalaya	2	1	50%	2	2	100%
Arunachal Pradesh	2	2	100%	2	2	100%
Chandigarh	1	1	100%	1	1	100%
Nagaland	0	0	0%	1	1	100%
Mizoram	1	0	0%	1	1	100%
Sikkim	1	1	100%	1	1	100%
Puducherry	1	1	100%	1	1	100%
Tripura	2	0	0%	2	1	50%
Daman & Diu	1	1	100%	1	1	100%
Goa	2	1	50%	2	1	50%
Dadra & Nagar Haveli	1	1	100%	1	1	100%
Others	4	0	0%	4	0	0%
Total	520	300	58%	542	443	82%

Table 4-14: State-wise Crorepati MPs

- **Average Assets:** The average assets per winner were Rs. 14.70 crores whereas the average asset for each candidate was Rs. 4.92 crores. In 2009 the average assets per winner of 520 MPs analysed were Rs. 5.36 crores.

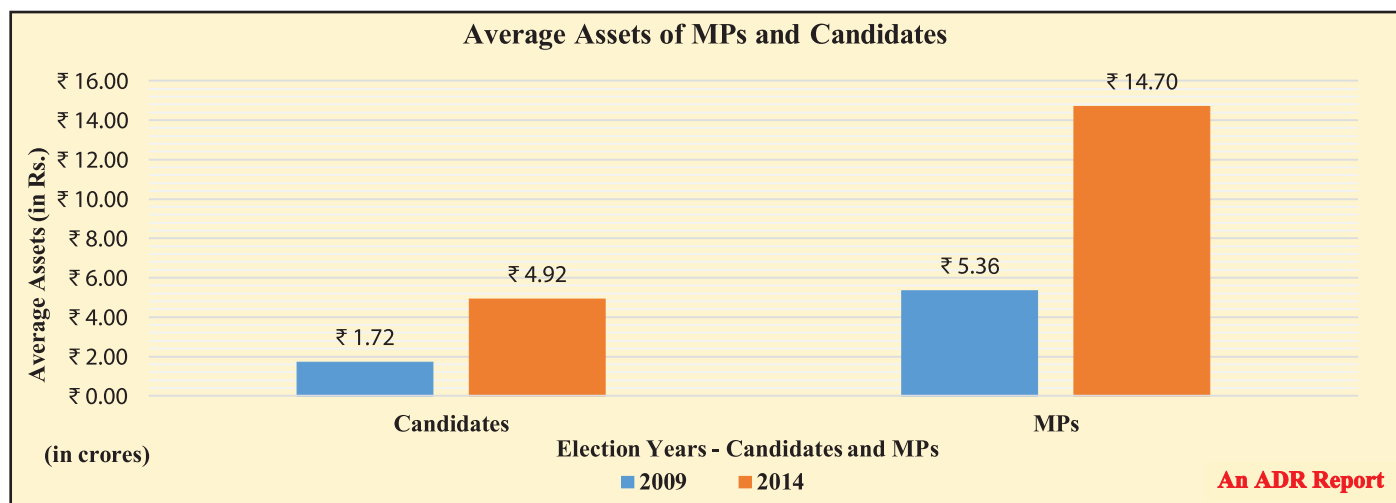


Figure 4-9: Average Assets of MPs and Candidates

- **Party wise Average Assets:** Among major parties, the average assets per MP for 281 BJP MPs analysed were Rs 11.59 crores, 44 INC MPs had average assets of Rs.16.71 crores, 37 AIADMK MPs had average assets worth of Rs.6.47 crores, 34 AITC MPs average assets worth of Rs. 2.51 crores and 20 BJD MPs had average assets of Rs. 16.46 crores.

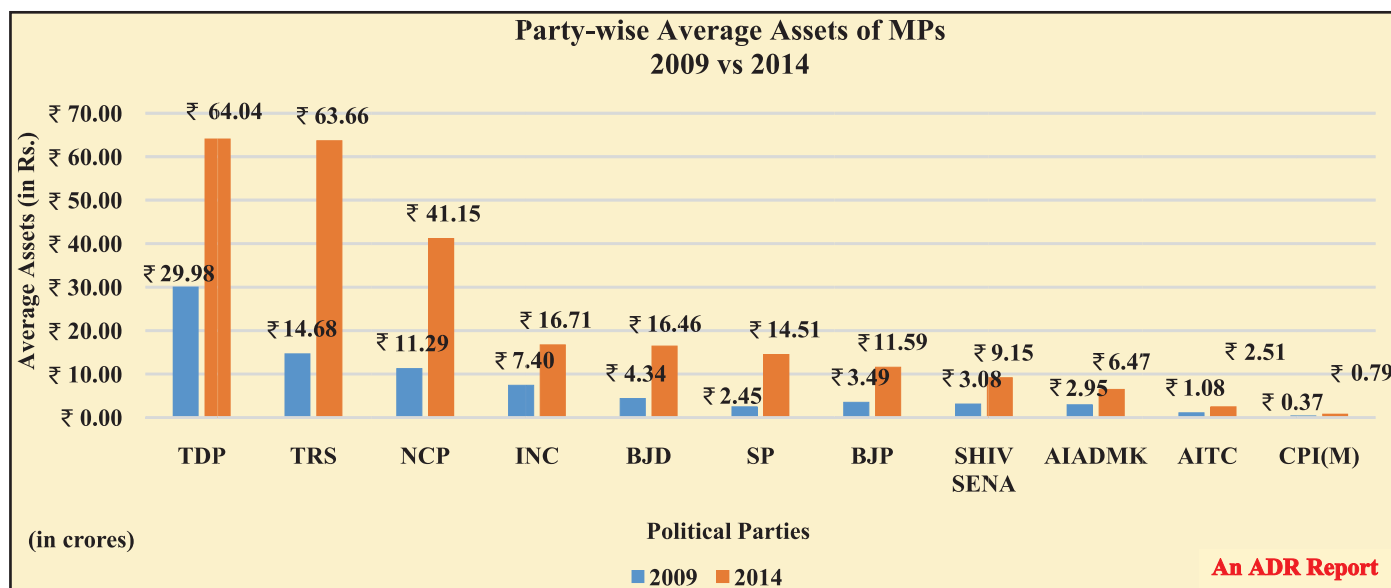


Figure 4-10: Party-wise Average Assets of MPs

Average assets of MPs: Party-wise analysis

Party Name	Number of MPs Analysed	Average Assets (Rs.)
BJP	281	Rs 11,59,55,953 ~ 11 Crore+
INC	44	Rs 16,71,87,796 ~ 16 Crore+
AIADMK	37	Rs 6,47,39,279 ~ 6 Crore+
AITC	34	Rs 2,51,04,798 ~ 2 Crore+
BJD	20	Rs 16,46,02,960 ~ 16 Crore+
SHIV SENA	18	Rs 9,15,69,247 ~ 9 Crore+
TDP	16	Rs 64,04,87,277 ~ 64 Crore+
TRS	11	Rs 63,66,60,495 ~ 63 Crore+
YSRCP	9	Rs 50,88,78,5k82 ~ 50 Crore+
CPI(M)	9	Rs 79,78,814 ~ 79 Lacs+
LJP	6	Rs 2,54,09,610 ~ 2 Crore+
NCP	6	Rs 41,15,75,753 ~ 41 Crore+
SP	5	Rs 14,51,46,105 ~ 14 Crore+
SAD	4	Rs 37,43,00,156 ~ 37 Crore+
RJD	4	Rs 4,29,18,611 ~ 4 Crore+
AAP	4	Rs 3,24,10,144 ~ 3 Crore+
JKPDP	3	Rs 39,68,21,206 ~ 39 Crore+
AIUDF	3	Rs 37,02,07,674 ~ 37 Crore+
IND	3	Rs 2,46,75,509 ~ 2 Crore+
Rashtriya Lok Samta Party	3	Rs 2,43,13,791 ~ 2 Crore+
Apna Dal	2	Rs 20,49,97,911 ~ 20 Crore+
INLD	2	Rs 18,47,36,939 ~ 18 Crore+
JD(S)	2	Rs 4,39,65,219 ~ 4 Crore+

Party Name	Number of MPs Analysed	Average Assets (Rs.)
JMM	2	Rs 2,68,11,995 ~ 2 Crore+
JD(U)	2	Rs 1,70,64,656 ~ 1 Crore+
IUML	2	Rs 1,25,17,606 ~ 1 Crore+
NPF	1	Rs 31,58,34,264 ~ 31 Crore+
Pattali Makkal Katchi	1	Rs 31,43,78,451 ~ 31 Crore+
NPP	1	Rs 21,51,34,618 ~ 21 Crore+
All India N.R. Congress	1	Rs 7,77,24,418 ~ 7 Crore+
All India Majlis-E-Itehadul Muslimeen	1	Rs 4,06,11,099 ~ 4 Crore+
SDF	1	Rs 3,23,89,223 ~ 3 Crore+
Kerala Congress (M)	1	Rs 2,62,36,371 ~ 2 Crore+
CPI	1	Rs 2,00,41,642 ~ 2 Crore+
Revolutionary Socialist Party	1	Rs 1,62,28,989 ~ 1 Crore+
Swabhimani Paksha	1	Rs 98,96,221 ~ 98 Lacs+
All Parties	542	Rs 14,70,01,408 14 Crore+

Table 4-15: Average assets of MPs: Party-wise analysis

Chances of Winning for Crorepati Candidates

Note:

$$\text{Chances of Winning for Crorepati Candidates} = \frac{(\text{Crorepati Winners})}{(\text{Crorepati Candidates})}$$

$$\text{Chances of Winning for Candidate with Low Assets} = \frac{(\text{Winners with Low Assets})}{(\text{Candidates with Low Assets})}$$

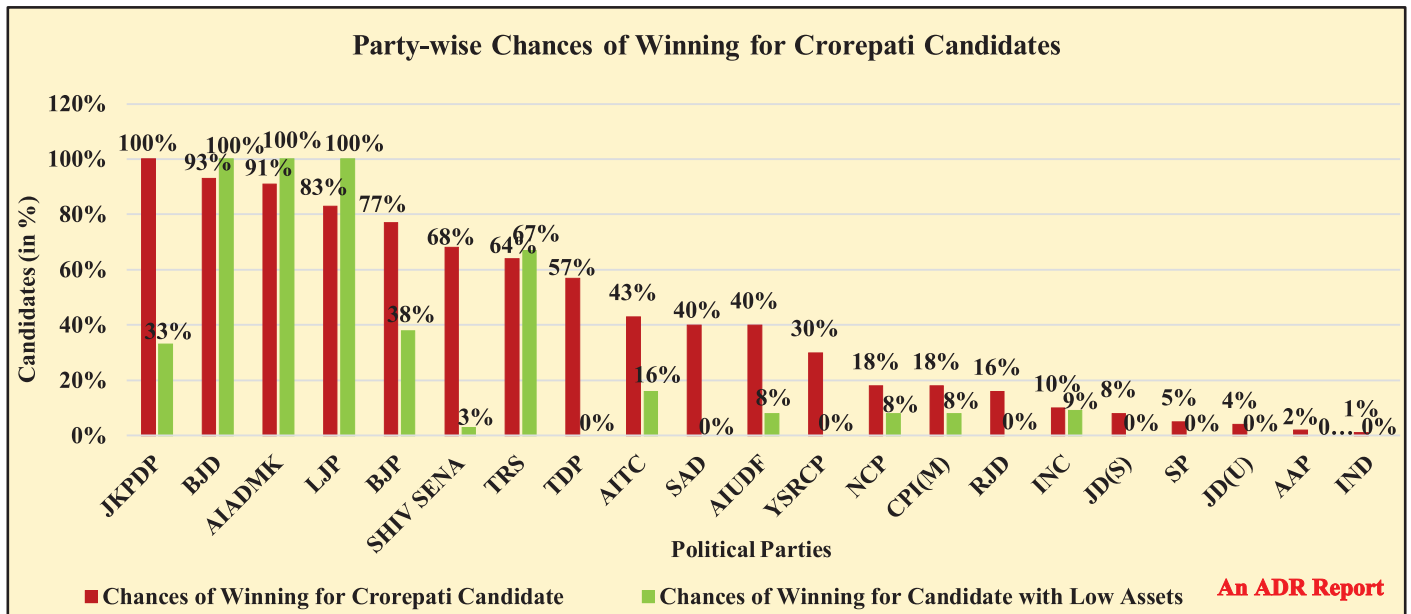


Figure 4-11: Party-wise Chances of Winning of Crorepati Candidates

Party	Total No. of Candidates Analysed	Crorepati Candidates	Candidates with low assets (<Rs. 1 crore)	Total No. of MPs Analysed	Crorepati MPs	MPs with Low Assets (<Rs. 1 crore)	Chances of Winning for Crorepati Candidate (Crorepati Winner/ Crorepati Candidate)	Chances of Winning for Candidate with Low Assets (<Rs. 1 crore) (MPs with Low Assets/ Candidate with Low Assets)
BJP	426	309	117	281	237	44	77%	38%
INC	463	366	97	44	35	9	10%	9%
AIADMK	40	32	8	37	29	8	91%	100%
AITC	131	49	82	34	21	13	43%	16%
SHIV SENA	58	25	33	18	17	1	68%	3%
TDP	30	28	2	16	16	0	57%	0%
BJD	21	15	6	20	14	6	93%	100%
TRS	17	14	3	11	9	2	64%	67%
YSRCP	38	30	8	9	9	0	30%	0%
LJP	7	6	1	6	5	1	83%	100%

Party	Total No. of Candidates Analysed	Crorepati Candidates	Candidates with low assets (<Rs. 1 crore)	Total No. of MPs Analysed	Crorepati MPs	MPs with Low Assets (<Rs. 1 crore)	Chances of Winning for Crorepati Candidate (Crorepati Winner/ Crorepati Candidate)	Chances of Winning for Candidate with Low Assets (<Rs. 1 crore) (MPs with Low Assets/ Candidate with Low Assets)
SP	195	109	86	5	5	0	5%	0%
RJD	29	25	4	4	4	0	16%	0%
NCP	36	23	13	6	5	1	22%	8%
SAD	10	10	0	4	4	0	40%	0%
AAP	429	193	236	4	3	1	2%	0%
CPI(M)	93	17	76	9	3	6	18%	8%
AIUDF	18	5	13	3	2	1	40%	8%
JD(S)	33	24	9	2	2	0	8%	0%
JKPDP	5	2	3	3	2	1	100%	33%
IND	3191	343	2848	3	2	1	1%	0%
JD(U)	93	46	47	2	2	0	4%	0%
Others	2817	542	2275	21	17	4	3%	0%
Total	8205	2213	5967	542	443	99	20%	2%

Table 4-16: Chances of Winning for Crorepati Candidate




Figure 4-12: Chances of Winning based on Assets of Candidates

- **Chances of Winning based on Assets:** The chances of winning for a crorepati candidate in the Lok Sabha 2014 elections is 20% whereas for a candidate with low assets (<Rs. 1 crore) it is 2%. 132 (29%) out of 450 candidates with assets more than Rs. 10 crores won in the Lok Sabha 2014 elections, while 70 (22%) out of 320 candidates with assets between Rs. 5 crores to Rs. 10 crores and 241(17%) out of 1443 candidates with assets between Rs. 1 crore to Rs. 5 crores won the elections.

Value of assets (Rs)	No of candidates	No of Winners	% of Winners
More than 50 crores	115	34	29.5%
10 crore to 50 crore	335	96	28.6%
5 cr to 10 crore	322	71	22%
2 crores to 5 crores	746	145	19.4%
50 lakhs to 2 crores	1607	162	10.1%
10 lakhs to 50 lakhs	2109	26	1.2%
less than 10 lakhs	2971	7	0.2%

Table 4-17: Chances of Winning based on Assets

- **Candidates Asset Position and Chances of Winning:** 415 MPs (77%) occupied top three highest asset positions in their respective constituency. 160(30%) MPs had the highest declared assets in their constituency. 142 (26%) MPs had the second highest declared assets in their constituency.

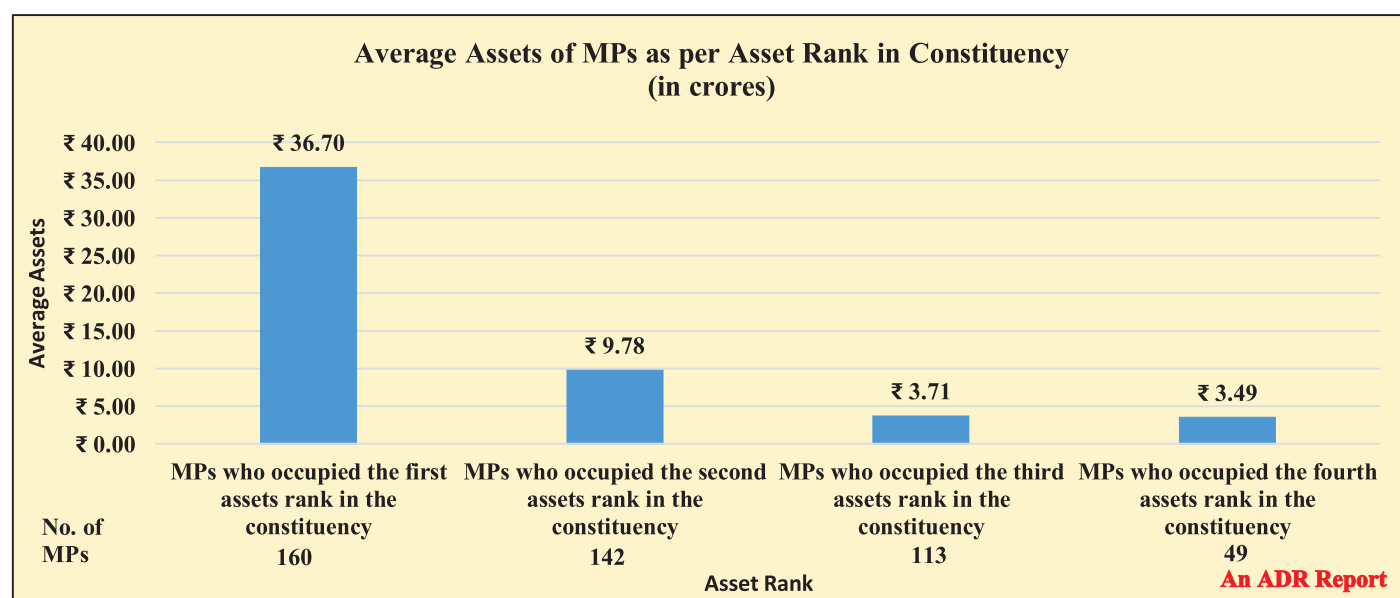


Figure 4-13: Average Assets of MPs as per Asset Rank in Constituency

Position in constituency based on assets	Total MPs	% of MPs	Average Assets (Rs.)
1	160	29.5 %	36,85,52,450 36 Crore+
2	141	26.0 %	9,85,27,197 9 Crore+
3	114	21.0 %	3,68,84,023 3 Crore+
4	48	8.9 %	3,52,31,703 3 Crore+
5	33	6.1 %	1,53,29,972 1 Crore+
6	21	3.9 %	1,35,49,236 1 Crore+
7	12	2.2 %	59,43,447 59 Lacs+
8	3	0.6 %	57,73,846 57 Lacs+
9	4	0.7 %	74,23,717 74 Lacs+
10	1	0.2 %	27,64,500 27 Lacs+
11	1	0.2 %	13,20,900 13 Lacs+
12	1	0.2 %	36,97,671 36 Lacs+
15	2	0.4 %	5,16,155 5 Lacs+
16	1	0.2 %	1,99,653 1 Lacs+
Grand Total	542	100.00 %	14,70,00,744 14 Crore+

Table 4-18: Average Assets of MPs as per Asset Rank in Constituency

- **High Asset MPs*:** 33 MPs had declared more than Rs.50 crores worth of assets. The top three MPs with highest assets are given below:

S.No.	Name	State	Constituency	Party Name	Total Assets (Rs)	PAN Given
1	Jayadev Galla	Andhra Pradesh	Guntur	TDP	6,83,05,81,361 683 Crore+	Y
2	Konda Vishweshwar Reddy	Telangana	Chevella	TRS	5,28,62,30,210 528 Crore+	Y
3	Gokaraju Ganga Raju	Andhra Pradesh	Narsapuram	BJP	2,88,35,67,122 288 Crore+	Y

Table 4-19: Top 3 High Asset MPs
**Total Assets includes income of self, spouse and dependents*

- **Low Asset MPs:** A total of 3 MPs had declared assets less than Rs. 5 lakhs. The three MPs with lowest assets are as follows:

S.No.	Name	State	Constituency	Party Name	Total Assets (Rs)	PAN Given
1	Sumedha Nand Saraswati	Rajasthan	Sikar	BJP	34,311 34 Thou+	Y
2	Mahant Chand Nath Yogi	Rajasthan	Alwar	BJP	1,99,653 1 Lacs+	Y
3	Uma Saren	West Bengal	Jhargram	AITC	4,99,646 4 Lacs+	Y

Table 4-20: 3 MPs with the lowest assets

- **MPs with High Liabilities:** A total of 96 MPs declared liabilities of Rs. 1 crore and above. Out of these 96 MPs, 16 declared liabilities of Rs. 10 crore and above. The MPs with the top three liabilities are as given below:

S.No.	Name	State	Constituency	Party Name	Total Assets(Rs)	Liabilities (Rs)	PAN Given
1	Srinivas Kesineni	Andhra Pradesh	Vijayawada	TDP	1,28,41,22,669 128 Crore+	71,54,62,989 71 Crore+	Y
2	Poonam Mahajan Alias Poonam Vajendla Rao	Maharashtra	Mumbai North Central	BJP	1,08,08,67,626 108 Crore+	41,44,79,088 41 Crore+	Y
3	Harsimrat Kaur Badal	Punjab	Bathinda	SAD	1,08,16,64,910 108 Crore+	41,26,34,299 41 Crore+	Y

Table 4-21: Top 3 MPs with the Highest Liabilities

- **Undeclared PAN:** 7 MPs had not declared PAN details.

S.No.	Name	State	Constituency	Party Name	Movable Assets (Rs)	Immovable Assets (Rs)	Total Assets (Rs)
1	C. L. Ruala	Mizoram	Mizoram	INC	41,53,421	2,15,80,000	2,57,33,421 2 Crore+
2	Prasanna Kumar Patasani,	Orissa	Bhubaneswar	BJD	7,07,443	1,28,50,000	1,35,57,443 1 Crore+
3	Radheshyam Biswas	Assam	Karimganj	AIUDF	9,32,281	61,36,000	70,68,281 70 Lacs+
4	Vanaroja R	Tamil Nadu	Tiruvannamalai	AIADMK	9,00,000	28,00,000	37,00,000 37 Lacs+
5	Rita Tarai	Orissa	Jajpur	BJD	15,22,003	1,00,000	16,22,003 16 Lacs+
6	Ashok Kumar.K	Tamil Nadu	Krishnagiri	AIADMK	11,76,436	0	11,76,436 11 Lacs+
7	Mohammed Faizal.P.P	Lakshadweep	Lakshadweep	NCP	5,38,119	0	5,38,119 5 Lacs+

Table 4-22: MPs who have not declared PAN details

- **MPs with High Income as declared in ITR*:** 47 MPs declared total annual income of more than Rs. 1 crore. The top three MPs with highest declared annual income are given below:

S.No.	Name	Party Name	Constituency	State	Total Assets (Rs)	Total income shown by winner in ITR (Self+ Spouse+ Dependent)	Self-income shown by winner in ITR (Rs)
1	Jayadev Galla	TDP	Guntur	Andhra Pradesh	6,83,05,81,361 683 Crore+	16,85,54,700 16 Crore+	16,30,91,770 16 Crore+
2	Konda Vishweshwar Reddy	TRS	Chevella	Telanagana	5,28,62,30,210 528 Crore+	14,64,24,120 14 Crore+	62,66,140 62 Lacs+
3	Thambidurai.M	AIADMK	Karur	Tamil Nadu	13,24,57,262 13 Crore+	10,68,54,272 10 Crore+	17,05,970 17 Lacs+

Table 4-23: MPs with High Income as declared in ITR

*Total income includes income of self, spouse and dependents

- **MPs who have not declared Income Tax Details*:** 44 (8%) MPs out of 542 analysed had not declared income tax details.* Some MPs may be exempted from filing Income Tax Returns
- **MPs with High Assets who have not declared Income Tax Details:** 25 MPs with assets worth more than Rs. 1 crore, have not declared Income Tax Details.




Figure 4-15: Income Tax Details

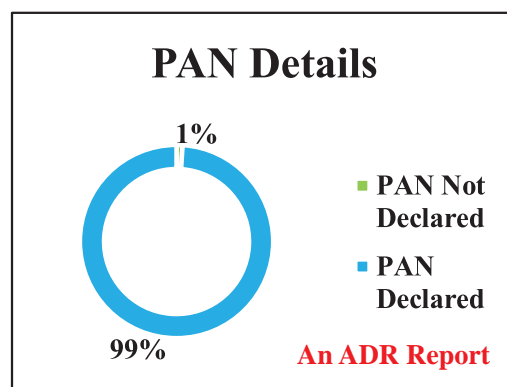


Figure 4-14: PAN Details

Top 10 MPs with highest assets

S.No.	Name	State	Constituency	Party Name	Movable Assets (Rs)	Immovable Assets (Rs)	Total Assets (Rs)	PAN Given
1	Jayadev Galla	Andhra Pradesh	Guntur	TDP	5,92,12,78,671	90,93,02,690	6,83,05,81,361 683 Crore+	Y
2	Konda Vishweshwar Reddy	Telangana	Chevella	TRS	4,78,90,70,310	49,71,59,900	5,28,62,30,210 528 Crore+	Y
3	Gokaraju Ganga Raju	Andhra Pradesh	Narsapuram	BJP	2,21,78,33,670	66,57,33,452	2,88,35,67,122 288 Crore+	Y
4	Butta Renuka	Andhra Pradesh	Kurnool	YSRCP	1,21,70,45,913	1,20,91,94,600	2,42,62,40,513 242 Crore+	Y
5	Kamal Nath	Madhya Pradesh	Chhindwara	INC	17,53,97,434	1,89,36,83,000	2,06,90,80,434 206 Crore+	Y
6	Kanwar Singh Tanwar	Uttar Pradesh	Amroha	BJP	37,51,30,770	1,41,33,00,000	1,78,84,30,770 178 Crore+	Y
7	Deol Hema Malini Dharmendra	Uttar Pradesh	Mathura	BJP	13,65,52,180	1,64,54,63,440	1,78,20,15,620 178 Crore+	Y
8	Mala Rajya Laxmi Shah	Uttarakhand	Tehri Garhwal	BJP	22,31,09,875	1,43,90,00,000	1,66,21,09,875 166 Crore+	Y
9	Pinaki Mishra	Odisha	Puri	BJD	15,12,91,203	1,21,97,00,000	1,37,09,91,203 137 Crore+	Y
10	Shatrughan Sinha	Bihar	Patna Sahib	BJP	14,90,60,219	1,16,83,45,742	1,31,74,05,961 131 Crore+	Y

Table 4-24: Top 10 MPs with highest assets

10 MPs with lowest assets

S.No.	Name	State	Constituency	Party Name	Movable Assets (Rs)	Immovable Assets (Rs)	Total Assets (Rs)	PAN Given
1	Sumedha Nand Saraswati	Rajasthan	Sikar	BJP	34,311	0	34,311 34 Thou+	Y
2	Mahant Chand Nath Yogi	Rajasthan	Alwar	BJP	1,99,653	0	1,99,653 1 Lacs+	Y
3	Uma Saren	West Bengal	Jhargram	AITC	4,99,646	0	4,99,646 4 Lacs+	Y
4	Mohammed Faizal.P.P	Lakshadweep	Lakshadweep	NCP	5,38,119	0	5,38,119 5 Lacs+	N
5	Arpita Ghosh	West Bengal	Balurghat	AITC	5,44,790	0	5,44,790 5 Lacs+	Y
6	Rameshwar Teli	Assam	Dibrugarh	BJP	2,27,943	7,50,000	9,77,943 9 Lacs+	Y
7	Dr.Shrikant Eknath Shinde	Maharashtra	Kalyan	SHIV SENA	9,98,000	0	9,98,000 9 Lacs+	Y
8	Savitri Bai Foole	Uttar Pradesh	Bahraich	BJP	11,21,491	0	11,21,491 11 Lacs+	Y
9	Ashok Kumar.K	Tamil Nadu	Krishnagiri	AIADMK	11,76,436	0	11,76,436 11 Lacs+	N
10	Saumitra Khan	West Bengal	Bishnupur	AITC	10,27,255	1,70,000	11,97,255 11 Lacs+	Y

Table 4-25: 10 MPs with lowest assets

Top 10 MPs with high liabilities

S.No.	Name	State	Constituency	Party Name	Total Assets(Rs)	Liabilities (Rs)	PAN Given
1	Srinivas Kesineni	Andhra Pradesh	Vijayawada	TDP	1,28,41,22,669 128 Crore+	71,54,62,989 71 Crore+	Y
2	Poonam Mahajan Alias Poonam Vajendla Rao	Maharashtra	Mumbai North Central	BJP	1,08,08,67,626 108 Crore+	41,44,79,088 41 Crore+	Y
3	Harsimrat Kaur Badal	Punjab	Bathinda	SAD	1,08,16,64,910 108 Crore+	41,26,34,299 41 Crore+	Y
4	Patil Chandrakant Raghunath	Gujarat	Navsari	BJP	74,47,61,133 74 Crore+	40,58,88,122 40 Crore+	Y
5	Suresh Angadi	Karnataka	Belgaum	BJP	41,70,03,065 41 Crore+	36,62,83,849* 36 Crore+	Y
6	Late. Munde Gopinathrao Pandurang	Maharashtra	Beed	BJP	38,00,72,890 38 Crore+	33,57,29,817 33 Crore+	Y
7	Butta Renuka	Andhra Pradesh	Kurnool	YSRCP	2,42,62,40,513 242 Crore+	# 31,22,79,927 31 Crore+	Y
8	P.C. Mohan	Karnataka	Bangalore Central	BJP	47,57,96,999 47 Crore+	26,11,11,285 26 Crore+	Y

S.No.	Name	State	Constituency	Party Name	Total Assets(Rs)	Liabilities (Rs)	PAN Given
9	Yarram Venkata Sub-bareddy	Andhra Pradesh	Ongole	YSRCP	73,54,51,548 73 Crore+	24,05,57,614 24 Crore+	Y
10	Deol Hema Malini Dharmendra	Uttar Pradesh	Mathura	BJP	1,78,20,15,620 178 Crore+	23,12,34,174 23 Crore+	Y

Table 4-26: Top 10 MPs with high liabilities

Party wise MPs who have not Filed ITR*

Party Name	Total MPs Analysed	Total MPs who have Filed ITR	Total MPs who have not Filed ITR	% of MPs who have not Filed ITR
BJP	281	262	19	7 %
INC	44	39	5	11 %
AIADMK	37	31	6	16 %
AITC	34	33	1	3 %
BJD	20	15	5	25 %
SHIV SENA	18	18	0	0 %
TDP	16	15	1	6 %
TRS	11	10	1	9 %
CPI(M)	9	7	2	22 %
YSRCP	9	9	0	0 %
LJP	6	6	0	0 %
SP	5	5	0	0 %
NCP	6	5	1	17 %
SAD	4	4	0	0 %
RJD	4	4	0	0 %
AAP	4	4	0	0 %
Rashtriya Lok Samta Party	3	3	0	0 %
AIUDF	3	2	1	33 %
IND	3	3	0	0 %
JKPDP	3	3	0	0 %
INLD	2	2	0	0 %
IUML	2	2	0	0 %
JD(U)	2	2	0	0 %
Apna Dal	2	2	0	0 %
JMM	2	2	0	0 %
JD(S)	2	2	0	0 %
NPF	1	1	0	0 %
Swabhimani Paksha	1	1	0	0 %
All India Majlis-E-Ittehadul Muslimeen	1	1	0	0 %

Party Name	Total MPs Analysed	Total MPs who have Filed ITR	Total MPs who have not Filed ITR	% of MPs who have not Filed ITR
Kerala Congress (M)	1	1	0	0 %
Pattali Makkal Katchi	1	1	0	0 %
NPP	1	0	1	100 %
SDF	1	1	0	0 %
CPI	1	0	1	100 %
Revolutionary Socialist Party	1	1	0	0 %
All India N.R. Congress	1	1	0	0 %
Total	542	498	44	8 %

Table 4-27: Party wise MPs who have not Filed ITR

* Some MPs may be exempted from filing Income Tax Returns

Top 10 MPs with High Declared Income in Income Tax Returns (ITR)

S.No.	Name	Party Name	Constituency	State	Total Assets (Rs.)	The financial year for which the last income tax return has been filed by winner	Total income shown by winner in ITR (Self+ Spouse+ Dependent)	Self-income shown by winner in ITR
1	Jayadev Galla	TDP	Guntur	Andhra Pradesh	6,83,05,81,361 683 Crore+	2012-2013	16,85,54,700 16 Crore+	16,30,91,770 16 Crore+
2	Konda Vishweshwar Reddy	TRS	Chevella	Telangana	5,28,62,30,210 528 Crore+	2012-2013	14,64,24,120 14 Crore+	62,66,140 62 Lacs+
3	Thambidurai.M	AIADMK	Karur	Tamil Nadu	13,24,57,262 13 Crore+	2012-2013	10,68,54,272 10 Crore+	17,05,970 17 Lacs+
4	Hemendra Chandra Singh	BJD	Kandhamal	Odisha	50,39,07,437 50 Crore+	2012-2013	10,25,70,293 10 Crore+	10,24,39,046 10 Crore+
5	Paresh Dahyalal Rawal	BJP	Ahmedabad East	Gujarat	79,52,11,576 79 Crore+	2012-2013	8,44,07,667 8 Crore+	8,22,03,271 8 Crore+
6	Kanwar Singh Tanwar	BJP	Amroha	Uttar Pradesh	1,78,84,30,770 178 Crore+	2011-2012	8,15,91,220 8 Crore+	8,12,45,360 8 Crore+
7	Rabindra Kumar Jena	BJD	Balasore	Odisha	57,01,39,716 57 Crore+	2012-2013	6,64,51,150 6 Crore+	4,89,90,030 4 Crore+
8	Patil Chandrakant Raghunath	BJP	Navsari	Gujarat	74,47,61,133 74 Crore+	2012-2013	5,93,52,778 5 Crore+	2,86,19,311 2 Crore+
9	Yarram Venkata Subbareddy	YSRCP	Ongole	Andhra Pradesh	73,54,51,548 73 Crore+	2012-2013	5,41,12,840 5 Crore+	5,40,91,340 5 Crore+
10	Rayapati Sambasiva Rao	TDP	Narasaraopet	Andhra Pradesh	59,58,38,093 59 Crore+	2012-2013	5,30,20,400 5 Crore+	18,00,000 18 Lacs+

Table 4-28: Top 10 MPs with High Declared Income in Income Tax Returns (ITR)

Top 10 High Asset MPs Who Have Not Declared ITR*

S.No.	Name	State	Constituency	Party Name	Total Assets (Rs)	PAN Given
1	Purno Agitok Sangma	Meghalaya	Tura	NPP	21,51,34,618 21 Crore+	Y
2	Sakuntala Laguri	Odisha	Keonjhar	BJD	10,15,31,625 10 Crore+	Y
3	Ninong Ering	Arunachal Pradesh	Arunachal East	INC	8,80,65,000 8 Crore+	Y
4	Kunwer Sarvesh Kumar	Uttar Pradesh	Moradabad	BJP	7,28,66,898 7 Crore+	Y
5	Bhairon Prasad Mishra	Uttar Pradesh	Banda	BJP	5,00,34,910 5 Crore+	Y
6	Radhakrishnan	Tamil Nadu	Virudhunagar	AIADMK	4,37,36,485 4 Crore+	Y
7	C. L. Ruala	Mizoram	Mizoram	INC	2,57,33,421 2 Crore+	N
8	Bodhsingh Bhagat	Madhya Pradesh	Balaghat	BJP	2,49,59,436 2 Crore+	Y
9	Harinarayan Rajbhar	Uttar Pradesh	Ghosi	BJP	2,34,03,964 2 Crore+	Y
10	Parthipan, R.	Tamil Nadu	Theni	AIADMK	2,20,47,681 2 Crore+	Y

Table 4-29: Top 10 High Asset MPs Who Have Not Declared ITR

* Some MPs may be exempted from filing Income Tax Returns

Full Asset Details of MPs

S.No.	Name	State	Constituency	Party Name	Movable Assets (Rs)	Immovable Assets (Rs)	Total Assets (Rs)	PAN Given
1	Jayadev Galla	Andhra Pradesh	Guntur	TDP	5,92,12,78,671	90,93,02,690	6,83,05,81,361 683 Crore+	Y
2	Konda Vishweshwar Reddy	Telangana	Chevella	TRS	4,78,90,70,310	49,71,59,900	5,28,62,30,210 528 Crore+	Y
3	Gokaraju Ganga Raju	Andhra Pradesh	Narsapuram	BJP	2,21,78,33,670	66,57,33,452	2,88,35,67,122 288 Crore+	Y
4	Butta Renuka	Andhra Pradesh	Kurnool	YSRCP	1,21,70,45,913	1,20,91,94,600	2,42,62,40,513 242 Crore+	Y
5	Kamal Nath	Madhya Pradesh	Chhindwara	INC	17,53,97,434	1,89,36,83,000	2,06,90,80,434 206 Crore+	Y
6	Kanwar Singh Tanwar	Uttar Pradesh	Amroha	BJP	37,51,30,770	1,41,33,00,000	1,78,84,30,770 178 Crore+	Y
7	Deol Hema Malini Dharmendra	Uttar Pradesh	Mathura	BJP	13,65,52,180	1,64,54,63,440	1,78,20,15,620 178 Crore+	Y
8	Mala Rajya Laxmi Shah	Uttarakhand	Tehri Garhwal	BJP	22,31,09,875	1,43,90,00,000	1,66,21,09,875 166 Crore+	Y
9	Pinaki Mishra	Orissa	Puri	BJD	15,12,91,203	1,21,97,00,000	1,37,09,91,203 137 Crore+	Y
10	Shatrughan Sinha	Bihar	Patna Sahib	BJP	14,90,60,219	1,16,83,45,742	1,31,74,05,961 131 Crore+	Y
11	Srinivas Kesineni	Andhra Pradesh	Vijayawada	TDP	90,73,12,218	37,68,10,451	1,28,41,22,669 128 Crore+	Y
12	Supriya Sule	Maharashtra	Baramati	NCP	96,43,60,296	17,47,30,555	1,13,90,90,851 113 Crore+	Y
13	Harsimrat Kaur Badal	Punjab	Bathinda	SAD	46,71,75,285	61,44,89,625	1,08,16,64,910 108 Crore+	Y
14	Poonam Mahajan Alias Poonam Vajend- la Rao	Maharashtra	Mumbai North Central	BJP	46,52,13,646	61,56,53,980	1,08,08,67,626 108 Crore+	Y
15	B.B.Patil	Telangana	Zahirabad	TRS	8,15,23,039	94,16,50,000	1,02,31,73,039 102 Crore+	Y
16	Tariq Hameed Karra	Jammu & Kashmir	Srinagar	JKPDP	45,56,436	98,00,00,000	98,45,56,436 98 Crore+	Y
17	Ramachandran, K.N. Thiru	Tamil Nadu	Sriperumbudur	AIADMK	59,42,21,057	34,25,00,000	93,67,21,057 93 Crore+	Y
18	Captain Amarinder Singh	Punjab	Amritsar	INC	5,37,95,511	80,97,68,560	86,35,64,071 86 Crore+	Y
19	D.K.Suresh	Karnataka	Bangalore Rural	INC	15,90,94,288	69,96,18,850	85,87,13,138 85 Crore+	Y
20	Paresh Dahyalal Rawal	Gujarat	Ahmedabad East	BJP	56,05,61,576	23,46,50,000	79,52,11,576 79 Crore+	Y
21	Patil Chandrakant Raghunath	Gujarat	Navsari	BJP	34,56,02,988	39,91,58,145	74,47,61,133 74 Crore+	Y

S.No.	Name	State	Constituency	Party Name	Movable Assets (Rs)	Immovable Assets (Rs)	Total Assets (Rs)	PAN Given
22	Yarram Venkata Subbareddy	Andhra Pradesh	Ongole	YSRCP	22,22,69,164	51,31,82,384	73,54,51,548 73 Crore+	Y
23	Sukhbir Singh Jau-napuria	Rajasthan	Tonk-Sawai Madhopur	BJP	5,86,60,012	65,54,64,600	71,41,24,612 71 Crore+	Y
24	Ashwini Kumar	Haryana	Karnal	BJP	46,15,34,135	23,71,04,000*	69,86,38,135 69 Crore+	Y
25	Siraj Uddin Ajmal	Assam	Barpeta	AIUDF	11,23,84,451	55,84,22,156	67,08,06,607 67 Crore+	Y
26	Vinod Khanna	Punjab	Gurdaspur	BJP	31,21,93,376	35,71,50,000	66,93,43,376 66 Crore+	Y
27	Barne Shrirang Chandu	Maharashtra	Maval	SHS	6,81,53,178	59,68,94,748	66,50,47,926 66 Crore+	Y
28	Shrimant Chh. Udayanraje Pratapsinha Bhonsale	Maharashtra	Satara	NCP	4,00,96,465	56,59,92,743	60,60,89,208 60 Crore+	Y
29	Rayapati Sambasiva Rao	Andhra Pradesh	Narasaraopet	TDP	52,22,50,093	7,35,88,000	59,58,38,093 59 Crore+	Y
30	Udasi Shivakumar Channabasappa	Karnataka	Haveri	BJP	38,33,63,958*	19,33,29,580*	57,66,93,538 57 Crore+	Y
31	Rabindra Kumar Jena	Orissa	Balasore	BJD	28,48,02,645	28,53,37,071	57,01,39,716 57 Crore+	Y
32	Jayant Sinha	Jharkhand	Hazaribagh	BJP	43,44,33,261	12,23,21,318	55,67,54,579 55 Crore+	Y
33	Hemendra Chandra Singh	Orissa	Kandhamal	BJD	15,32,07,437*	35,07,00,000	50,39,07,437 50 Crore+	Y
34	Vincent H. Pala	Meghalaya	Shillong	INC	5,15,58,058	44,55,50,000	49,71,08,058 49 Crore+	Y
35	Ch.Malla Reddy	Telangana	Malkajgiri	TDP	1,83,11,941	47,02,13,391	48,85,25,332 48 Crore+	Y
36	P.C. Mohan	Karnataka	Bangalore Central	BJP	26,45,17,399	21,12,79,600	47,57,96,999 47 Crore+	Y
37	Mahesh Sharma	Uttar Pradesh	Gautam Budhha Nagar	BJP	20,96,40,897	26,41,56,648	47,37,97,545 47 Crore+	Y
38	Shyama Charan Gupta	Uttar Pradesh	Allahabad	BJP	28,08,51,707	19,20,00,000	47,28,51,707 47 Crore+	Y
39	Dhananjay Bhimrao Mahadik	Maharashtra	Kolhapur	NCP	17,93,78,000	26,95,04,000	44,88,82,000 44 Crore+	Y
40	Badruddin Ajmal	Assam	Dhubri	AIUDF	7,10,56,114	36,16,92,020	43,27,48,134 43 Crore+	Y
41	Suresh Angadi	Karnataka	Belgaum	BJP	14,42,85,533*	27,27,17,532*	41,70,03,065 41 Crore+	Y
42	Shri Chavan Ashokrao Shankarrao	Maharashtra	Nanded	INC	13,30,48,471	25,57,10,439	38,87,58,910 38 Crore+	Y
43	Kuwar Harivansh Singh	Uttar Pradesh	Pratapgarh	Apna Dal	24,26,37,665	14,05,00,000	38,31,37,665 38 Crore+	Y
44	Late. Munde Gopinathrao Pandurang	Maharashtra	Beed	BJP	13,60,71,990	24,40,00,900	38,00,72,890 38 Crore+	Y

S.No.	Name	State	Constituency	Party Name	Movable Assets (Rs)	Immovable Assets (Rs)	Total Assets (Rs)	PAN Given
45	Maneka Sanjay Gandhi	Uttar Pradesh	Pilibhit	BJP	12,46,32,826	24,95,00,000	37,41,32,826 37 Crore+	Y
46	Kapil Moreshwar Patil	Maharashtra	Bhiwandi	BJP	8,46,83,456	27,90,75,375	36,37,58,831 36 Crore+	Y
47	Mekapati Rajamohan Reddy	Andhra Pradesh	Nellore	YSRCP	9,85,23,918	26,32,22,150	36,17,46,068 36 Crore+	Y
48	Dushyant Chautala	Haryana	Hisar	INLD	9,45,26,990	26,68,00,000	36,13,26,990 36 Crore+	Y
49	Deepender Singh	Haryana	Rohtak	INC	7,07,37,384	28,80,11,970	35,87,49,354 35 Crore+	Y
50	Feroze Varun Gandhi	Uttar Pradesh	Sultanpur	BJP	20,08,18,699	15,65,00,000	35,73,18,699 35 Crore+	Y
51	P P Choudhary	Rajasthan	Pali	BJP	2,33,97,467	33,01,06,000	35,35,03,467 35 Crore+	Y
52	Smt. Meenakshi Lekhi	NCT of Delhi	New Delhi	BJP	7,09,16,470	27,90,00,000	34,99,16,470 34 Crore+	Y
53	Ponguleti Srinivasa Reddy	Telangana	Khammam	YSRCP	4,32,50,516	30,29,00,000	34,61,50,516 34 Crore+	Y
54	Smt. Kirron Kher	Chandigarh	Chandigarh	BJP	12,34,26,427	21,19,17,444	33,53,43,871 33 Crore+	Y
55	Jyotiraditya M. Scindia	Madhya Pradesh	Guna	INC	2,14,95,751	30,93,93,000	33,08,88,751 33 Crore+	Y
56	Neiphiu Rio	Nagaland	Nagaland	NPF	15,49,07,264	16,09,27,000	31,58,34,264 31 Crore+	Y
57	Anbumani Ramadoss	Tamil Nadu	Dharmapuri	PMK	5,21,84,951	26,21,93,500	31,43,78,451 31 Crore+	Y
58	Sri Bajjayant Panda	Orissa	Kendrapara	BJD	24,52,12,726	6,72,20,000	31,24,32,726 31 Crore+	Y
59	Rama Devi	Bihar	Sheohar	BJP	2,84,90,787	28,01,01,063	30,85,91,850 30 Crore+	Y
60	Krishan Pal	Haryana	Faridabad	BJP	3,23,44,463	26,40,95,681	29,64,40,144 29 Crore+	Y
61	Dimple Yadav	Uttar Pradesh	Kannauj	SP	6,33,92,236	21,71,24,182	28,05,16,418 28 Crore+	Y
62	Adhalrao Shivaji Datatrey	Maharashtra	Shirur	SHS	4,50,90,873	20,87,89,602	25,38,80,475 25 Crore+	Y
63	Rajvir Singh	Uttar Pradesh	Etah	BJP	10,76,86,157	14,42,35,000	25,19,21,157 25 Crore+	Y
64	Inderjit Singh	Haryana	Gurgaon	BJP	10,96,30,763	14,10,68,000	25,06,98,763 25 Crore+	Y
65	Dushyant	Rajasthan	Jhalawar-Baran	BJP	6,72,94,638	17,17,12,200	23,90,06,838 23 Crore+	Y
66	G.M. Siddeshwara	Karnataka	Davanagere	BJP	16,82,55,703	6,41,20,000	23,23,75,703 23 Crore+	Y
67	Mahendran.C	Tamil Nadu	Pollachi	AIADMK	6,66,09,612	16,48,20,755	23,14,30,367 23 Crore+	Y

S.No.	Name	State	Constituency	Party Name	Movable Assets (Rs)	Immovable Assets (Rs)	Total Assets (Rs)	PAN Given
68	Dr. Shashi Tharoor	Kerala	Thiruvananthapuram	INC	22,08,34,220	94,40,966	23,02,75,186 23 Crore+	Y
69	Anil Shirole	Maharashtra	Pune	BJP	4,19,48,279	18,56,67,000	22,76,15,279 22 Crore+	Y
70	Jutur Chinna Reddy Divakar Reddy	Andhra Pradesh	Anantapur	TDP	6,04,35,720	16,60,45,300	22,64,81,020 22 Crore+	Y
71	Patil Ashok Tapiram	Maharashtra	Jalgaon	BJP	3,02,98,478	19,58,81,917	22,61,80,395 22 Crore+	Y
72	P.V.Midhun Reddy	Andhra Pradesh	Rajampet	YSRCP	3,48,64,121	19,11,19,915	22,59,84,036 22 Crore+	Y
73	S.P.Y Reddy	Andhra Pradesh	Nandyal	YSRCP	20,62,51,079	1,33,27,000	21,95,78,079 21 Crore+	Y
74	Purno Agitok Sangma	Meghalaya	Tura	NPP	4,72,79,672*	16,78,54,946	21,51,34,618 21 Crore+	Y
75	Muttamsetti Srinivasa Rao	Andhra Pradesh	Anakapalle	TDP	3,60,02,847	17,72,91,480	21,32,94,327 21 Crore+	Y
76	Dr. Narsaiah Boora	Telangana	Bhongir	TRS	5,08,98,185	15,20,85,040	20,29,83,225 20 Crore+	Y
77	Muzaffar Hussain Baig	Jammu & Kashmir	Baramulla	JKPDP	3,61,07,183*	16,46,00,000	20,07,07,183 20 Crore+	Y
78	Manoj Tiwari	NCT of Delhi	North East Delhi	BJP	6,95,81,924	12,99,02,000	19,94,83,924 19 Crore+	Y
79	Pankaj	Uttar Pradesh	Maharajganj	BJP	1,13,65,151	18,04,54,000	19,18,19,151 19 Crore+	Y
80	Hari Om Singh Rathore	Rajasthan	Rajsamand	BJP	2,39,32,656	16,43,78,168	18,83,10,824 18 Crore+	Y
81	K H Muniyappa	Karnataka	Kolar	INC	2,94,77,000*	15,51,86,000	18,46,63,000 18 Crore+	Y
82	Danve Raosaheb Dadarao	Maharashtra	Jalna	BJP	78,75,262	17,65,36,600	18,44,11,862 18 Crore+	Y
83	Murali Mohan Maganti	Andhra Pradesh	Rajahmundry	TDP	10,74,62,216	7,33,60,000	18,08,22,216 18 Crore+	Y
84	Ranjit Singh Brahm-pura	Punjab	Khadoor Sahib	SAD	9,46,92,255	8,31,22,500	17,78,14,755 17 Crore+	Y
85	Sushma Swaraj	Madhya Pradesh	Vidisha	BJP	9,22,33,438	8,32,82,984	17,55,16,422 17 Crore+	Y
86	Sunil Kumar Singh	Jharkhand	Chatra	BJP	1,13,48,806	16,33,96,000	17,47,44,806 17 Crore+	Y
87	Col. Sona Ram	Rajasthan	Barmer	BJP	5,26,78,454	12,20,00,000*	17,46,78,454 17 Crore+	Y
88	Maadam Poonamben Hematbhai	Gujarat	Jamnagar	BJP	6,38,83,755	11,04,88,494	17,43,72,249 17 Crore+	Y
89	Mohite Patil Vijaysinh Shankarrao	Maharashtra	Madha	NCP	6,74,91,535	10,27,61,855	17,02,53,390 17 Crore+	Y
90	Mulayam Singh Yadav	Uttar Pradesh	Azamgarh	SP	3,42,54,773	12,54,16,771	15,96,71,544 15 Crore+	Y

S.No.	Name	State	Constituency	Party Name	Movable Assets (Rs)	Immovable Assets (Rs)	Total Assets (Rs)	PAN Given
91	Mulayam Singh Yadav	Uttar Pradesh	Mainpuri	SP	3,42,54,773	12,54,16,771	15,96,71,544 15 Crore+	Y
92	Nishikant Dubey	Jharkhand	Godda	BJP	2,05,84,513	13,50,49,206	15,56,33,719 15 Crore+	Y
93	Natubhai G. Patel	Dadra & Nagar Haveli	Dadra & Nagar Haveli	BJP	6,10,98,817	9,36,61,400	15,47,60,217 15 Crore+	Y
94	Gadkari Nitin Jairam	Maharashtra	Nagpur	BJP	2,52,36,575	12,84,67,900	15,37,04,475 15 Crore+	Y
95	Deepak Adhikari (Dev)	West Bengal	Ghatal	AITC	5,24,47,159	10,00,00,000	15,24,47,159 15 Crore+	Y
96	Kalvakuntla Chandrashekar Rao	Telangana	Medak	TRS	6,50,82,464	8,65,00,000	15,15,82,464 15 Crore+	Y
97	B Sreeramulu	Karnataka	Bellary	BJP	4,93,92,844	10,20,00,000	15,13,92,844 15 Crore+	Y
98	Ramesh Bidhuri	NCT of Delhi	South Delhi	BJP	63,41,056	14,11,52,000	14,74,93,056 14 Crore+	Y
99	Nityanand Rai	Bihar	Ujiarpur	BJP	5,21,39,374	9,46,04,166	14,67,43,540 14 Crore+	Y
100	Parasuraman.K	Tamil Nadu	Thanjavur	AIADMK	2,02,42,247	12,58,07,100	14,60,49,347 14 Crore+	Y
101	Ajay Nishad	Bihar	Muzaffarpur	BJP	1,58,47,654	12,98,65,000	14,57,12,654 14 Crore+	Y
102	Patel Lalubhai Babubhai	Daman & Diu	Daman & Diu	BJP	2,36,93,238	12,12,38,000	14,49,31,238 14 Crore+	Y
103	Khadase Raksha Nikhil	Maharashtra	Raver	BJP	5,98,77,398	8,43,45,443	14,42,22,841 14 Crore+	Y
104	Gajendrasingh Shekhawat	Rajasthan	Jodhpur	BJP	12,44,91,494	1,90,00,000	14,34,91,494 14 Crore+	Y
105	Subhash Chandra Baheria	Rajasthan	Bhilwara	BJP	9,79,87,042	4,48,83,000	14,28,70,042 14 Crore+	Y
106	Ramesh Kaushik	Haryana	Sonipat	BJP	1,38,40,716	12,90,00,000	14,28,40,716 14 Crore+	Y
107	Prem Singh Chandumajra	Punjab	Anandpur Sahib	SAD	31,99,902	13,84,00,000	14,15,99,902 14 Crore+	Y
108	A P Jithender Reddy	Telangana	Mahbubnagar	TRS	1,10,06,000	12,98,25,576	14,08,31,576 14 Crore+	Y
109	M Veerappa Moily	Karnataka	Chikkballapur	INC	1,88,17,840	11,85,48,842*	13,73,66,682 13 Crore+	Y
110	Ramcharan Bohara	Rajasthan	Jaipur	BJP	3,02,79,546	10,55,30,000	13,58,09,546 13 Crore+	Y
111	Uday Pratap Singh	Madhya Pradesh	Hoshangabad	BJP	2,32,26,192	11,01,48,900	13,33,75,092 13 Crore+	Y
112	Rajkumar Saini	Haryana	Kurukshetra	BJP	4,43,80,476	8,85,00,000	13,28,80,476 13 Crore+	Y
113	Thambidurai.M	Tamil Nadu	Karur	AIADMK	9,03,06,789	4,21,50,473	13,24,57,262 13 Crore+	Y

S.No.	Name	State	Constituency	Party Name	Movable Assets (Rs)	Immovable Assets (Rs)	Total Assets (Rs)	PAN Given
114	Dr. K.C.Patel	Gujarat	Valsad	BJP	1,40,22,867	11,71,19,000	13,11,41,867 13 Crore+	Y
115	Dr.Gavit Heena Vajaykumar	Maharashtra	Nandurbar	BJP	2,50,07,621	10,60,96,342	13,11,03,963 13 Crore+	Y
116	Venkateswara Rao Maganti	Andhra Pradesh	Eluru	TDP	2,65,90,529	10,28,04,200	12,93,94,729 12 Crore+	Y
117	Varaprasad Rao Velagapalli	Andhra Pradesh	Tirupati	YSRCP	3,15,54,011	9,75,74,377*	12,91,28,388 12 Crore+	Y
118	Sushil Kumar Singh	Bihar	Aurangabad	BJP	1,70,50,854	11,07,95,000	12,78,45,854 12 Crore+	Y
119	Sundaram P.R	Tamil Nadu	Namakkal	AIADMK	2,06,14,914	10,59,25,000	12,65,39,914 12 Crore+	Y
120	Bhamare Subhash Ramrao	Maharashtra	Dhule	BJP	1,47,44,320	11,10,89,000	12,58,33,320 12 Crore+	Y
121	Anoop Mishra	Madhya Pradesh	Morena	BJP	1,80,23,112	9,25,00,000	11,05,23,112 11 Crore+	Y
122	Rajesh Pandey Urf Guddu	Uttar Pradesh	Kushi Nagar	BJP	1,54,07,014	9,50,00,000	11,04,07,014 11 Crore+	Y
123	Sanjaykaka Patil	Maharashtra	Sangli	BJP	2,05,84,721	8,82,06,306	10,87,91,027 10 Crore+	Y
124	Mamta Sanghamita	West Bengal	Bardhaman-Durgapur	AITC	2,56,80,000	8,20,00,000	10,76,80,000 10 Crore+	Y
125	Parvesh Sahib Singh	NCT of Delhi	West Delhi	BJP	1,82,35,461	8,90,00,000	10,72,35,461 10 Crore+	Y
126	Shah Tariq Anwar	Bihar	Katihar	NCP	2,59,46,282	7,86,54,669	10,46,00,951 10 Crore+	Y
127	Santokh Singh Chaudhary	Punjab	Jalandhar	INC	1,70,76,031	8,69,64,500	10,40,40,531 10 Crore+	Y
128	Mallikarjun Kharge	Karnataka	Gulbarga	INC	1,90,01,466	8,32,19,414	10,22,20,880 10 Crore+	Y
129	Vichare Rajan Baburao	Maharashtra	Thane	SHS	2,05,01,398*	8,15,90,214*	10,20,91,612 10 Crore+	Y
130	Kamlesh Paswan	Uttar Pradesh	Bansgaon	BJP	51,10,625	9,65,30,000	10,16,40,625 10 Crore+	Y
131	Sakuntala Laguri	Orissa	Keonjhar	BJD	36,75,625	9,78,56,000	10,15,31,625 10 Crore+	Y
132	Akshay Yadav	Uttar Pradesh	Firozabad	SP	4,59,14,304	5,49,69,000	10,08,83,304 10 Crore+	Y
133	D.V. Sadananda Gowda	Karnataka	Bangalore North	BJP	4,73,91,874	5,14,97,000	9,88,88,874 9 Crore+	Y
134	Bandaru Dattatreya	Telangana	Secunderabad	BJP	72,05,148	9,10,50,000	9,82,55,148 9 Crore+	Y
135	Vinod Kumar Boinapally	Telangana	Karimnagar	TRS	4,18,79,350	5,53,96,640	9,72,75,990 9 Crore+	Y
136	Sher Singh Ghubaya	Punjab	Firozpur	SAD	1,44,83,557	8,16,37,500	9,61,21,057 9 Crore+	Y

S.No.	Name	State	Constituency	Party Name	Movable Assets (Rs)	Immovable Assets (Rs)	Total Assets (Rs)	PAN Given
137	Gopal Chinayya Shetty	Maharashtra	Mumbai North	BJP	3,44,51,703	6,11,66,186	9,56,17,889 9 Crore+	Y
138	Rahul Gandhi	Uttar Pradesh	Amethi	INC	8,07,58,265	1,32,48,284	9,40,06,549 9 Crore+	Y
139	Keshav Prasad	Uttar Pradesh	Phulpur	BJP	2,52,44,143	6,80,00,000	9,32,44,143 9 Crore+	Y
140	Sonia Gandhi	Uttar Pradesh	Rae Bareli	INC	2,81,50,388	6,47,44,900	9,28,95,288 9 Crore+	Y
141	Chandrakant Bhaurao Khaire	Maharashtra	Aurangabad	SHS	2,10,39,835	6,95,74,725	9,06,14,560 9 Crore+	Y
142	Dr. Kambhampati Hari Babu	Andhra Pradesh	Visakhapatnam	BJP	98,18,116	8,02,85,464	9,01,03,580 9 Crore+	Y
143	Ramesh Jigajinagi	Karnataka	Bijapur	BJP	3,19,32,828	5,74,97,000	8,94,29,828 8 Crore+	Y
144	Bhartruhari Mahatab	Orissa	Cuttack	BJD	3,57,55,098	5,30,79,000	8,88,34,098 8 Crore+	Y
145	Kalyan Banerjee	West Bengal	Sreerampur	AITC	6,82,12,676	2,03,00,000	8,85,12,676 8 Crore+	Y
146	Ninong Ering	Arunachal Pradesh	Arunachal East	INC	1,83,65,000	6,97,00,000	8,80,65,000 8 Crore+	Y
147	Kalikes Narayan Singh Deo	Orissa	Bolangir	BJD	4,44,55,818	4,35,00,000	8,79,55,818 8 Crore+	Y
148	Sushmita Dev	Assam	Silchar	INC	1,99,95,844*	6,75,00,000	8,74,95,844 8 Crore+	Y
149	Gutha Sukhender Reddy	Telangana	Nalgonda	INC	2,83,58,866	5,75,49,000	8,59,07,866 8 Crore+	Y
150	Rammohannaidu Kinjarapu	Andhra Pradesh	Srikakulam	TDP	3,83,73,423	4,58,00,000	8,41,73,423 8 Crore+	Y
151	Rajyavardhan Singh Rathore	Rajasthan	Jaipur Rural	BJP	6,68,29,394	1,69,04,650	8,37,34,044 8 Crore+	Y
152	Godse Hement Tukaram	Maharashtra	Nashik	SHS	4,28,14,067	4,07,97,000	8,36,11,067 8 Crore+	Y
153	Adhir Ranjan Chowdhury	West Bengal	Baharampur	INC	3,57,65,854	4,57,00,000	8,14,65,854 8 Crore+	Y
154	Rajesh Ranjan Urf Pappu Yadav	Bihar	Madhepura	RJD	52,42,966	7,60,00,000	8,12,42,966 8 Crore+	Y
155	Ranjeet Ranjan	Bihar	Supaul	INC	52,42,965*	7,60,00,000	8,12,42,965 8 Crore+	Y
156	Dr.Murli Manohar Joshi	Uttar Pradesh	Kanpur	BJP	4,96,07,968	2,88,02,040	7,84,10,008 7 Crore+	Y
157	Hukum Deo Narayan Yadav	Bihar	Madhubani	BJP	1,41,96,945	6,37,81,945	7,79,78,890 7 Crore+	Y
158	R. Radhakrishnan	Puducherry	Pondicherry	All India N.R. Congress	2,30,58,004	5,46,66,414	7,77,24,418 7 Crore+	Y
159	Patel Dilipbhai Manibhai	Gujarat	Anand	BJP	1,92,61,810	5,67,36,800	7,59,98,610 7 Crore+	Y

S.No.	Name	State	Constituency	Party Name	Movable Assets (Rs)	Immovable Assets (Rs)	Total Assets (Rs)	PAN Given
160	Lal Krishna Advani	Gujarat	Gandhinagar	BJP	2,01,77,276	5,57,38,000	7,59,15,276 7 Crore+	Y
161	Prakash Hukkeri	Karnataka	Chikkodi	INC	2,55,66,944	5,01,50,684	7,57,17,628 7 Crore+	Y
162	Babul Supriya Boral (Babul Supriyo)	West Bengal	Asansol	BJP	2,02,89,537	5,50,00,000	7,52,89,537 7 Crore+	Y
163	Kirti Vardhan Singh	Uttar Pradesh	Gonda	BJP	3,80,88,429	3,66,50,000	7,47,38,429 7 Crore+	Y
164	B.V.Nayak	Karnataka	Raichur	INC	65,39,254	6,69,63,212	7,35,02,466 7 Crore+	Y
165	Ravindra Kumar Pandey	Jharkhand	Giridih	BJP	3,73,81,970	3,59,95,000	7,33,76,970 7 Crore+	Y
166	Ramesh Bais	Chhattisgarh	Raipur	BJP	1,54,82,377	5,77,07,758	7,31,90,135 7 Crore+	Y
167	Babulal	Uttar Pradesh	Fatehpur Sikri	BJP	46,38,974	6,83,89,874	7,30,28,848 7 Crore+	Y
168	Radadiya Vithalbhai Hansrajbhai	Gujarat	Porbandar	BJP	1,53,28,533	5,76,75,106	7,30,03,639 7 Crore+	Y
169	Kunwar Sarvesh Kumar	Uttar Pradesh	Moradabad	BJP	1,41,57,898	5,87,09,000	7,28,66,898 7 Crore+	Y
170	R.Gopalakrishnan	Tamil Nadu	Madurai	AIADMK	66,91,060	6,58,12,000	7,25,03,060 7 Crore+	Y
171	Dr. Banshilal Mahato	Chhattisgarh	Korba	BJP	73,91,987	6,49,11,775	7,23,03,762 7 Crore+	Y
172	Kirit Somaiya	Maharashtra	Mumbai North East	BJP	5,66,58,392	1,54,97,866	7,21,56,258 7 Crore+	Y
173	Shobha Karandlaje	Karnataka	Udupi Chikmagalur	BJP	5,10,89,452	2,10,00,000	7,20,89,452 7 Crore+	Y
174	Kunwar Pushpendra Singh	Uttar Pradesh	Hamirpur	BJP	1,06,20,181	6,06,45,000	7,12,65,181 7 Crore+	Y
175	V.Elumalai	Tamil Nadu	Arani	AIADMK	1,03,57,462	6,01,35,000	7,04,92,462 7 Crore+	Y
176	Avinash Reddy Yeduguri Sandinti	Andhra Pradesh	Kadapa	YSRCP	1,90,47,623	5,14,33,000*	7,04,80,623 7 Crore+	Y
177	Arka Keshari Deo	Orissa	Kalahandi	BJD	56,72,063	6,41,50,000	6,98,22,063 6 Crore+	Y
178	B.S. Yeddyurappa	Karnataka	Shimoga	BJP	2,07,33,447	4,90,12,820*	6,97,46,267 6 Crore+	Y
179	Dr. Satyapal Singh	Uttar Pradesh	Baghpat	BJP	1,57,02,076	5,17,00,000	6,74,02,076 6 Crore+	Y
180	Choudhary Mahboob Ali Kaiser	Bihar	Khagaria	LJP	83,69,002	5,82,00,500	6,65,69,502 6 Crore+	Y
181	Gandhi Dilipkumar Mansukhlal	Maharashtra	Ahmednagar	BJP	1,36,01,725	5,17,15,000	6,53,16,725 6 Crore+	Y
182	Kothapalli Geetha	Andhra Pradesh	Araku	YSRCP	6,51,47,467	0	6,51,47,467 6 Crore+	Y

S.No.	Name	State	Constituency	Party Name	Movable Assets (Rs)	Immovable Assets (Rs)	Total Assets (Rs)	PAN Given
183	Abhijit Mukherjee	West Bengal	Jangipur	INC	2,83,80,443	3,46,34,059	6,30,14,502 6 Crore+	Y
184	Rajiv Pratap Rudy	Bihar	Saran	BJP	2,38,45,997	3,87,00,000	6,25,45,997 6 Crore+	Y
185	Kalvakuntla Kavitha	Telangana	Nizamabad	TRS	3,42,55,750	2,77,00,000	6,19,55,750 6 Crore+	Y
186	Brij Bhusan Sharan Singh	Uttar Pradesh	Kaiserganj	BJP	2,27,96,767	3,89,00,000	6,16,96,767 6 Crore+	Y
187	Gawali Bhavana Pundlikrao	Maharashtra	Yavatmal-Washim	SHS	1,89,22,200	4,19,63,840	6,08,86,040 6 Crore+	Y
188	Harish Chandra	Rajasthan	Dausa	BJP	1,39,34,789	4,64,60,000	6,03,94,789 6 Crore+	Y
189	Sharad Bansode	Maharashtra	Solapur	BJP	1,01,95,357	4,99,57,530	6,01,52,887 6 Crore+	Y
190	* Gajanan Chandrakant Kirtikar	Maharashtra	Mumbai North West	SHS	2,22,33,000	3,61,19,000	5,83,52,000 5 Crore+	Y
191	Sudhir Gupta	Madhya Pradesh	Mandsour	BJP	2,33,89,772	3,40,39,465	5,74,29,237 5 Crore+	Y
192	Bhagwanth	Karnataka	Bidar	BJP	2,04,59,290	3,61,00,000	5,65,59,290 5 Crore+	Y
193	Kalraj Mishra	Uttar Pradesh	Deoria	BJP	75,28,193	4,75,20,000	5,50,48,193 5 Crore+	Y
194	Satabdi Roy(Banerjee)	West Bengal	Birbhum	AITC	2,54,72,174	2,95,00,000	5,49,72,174 5 Crore+	Y
195	Innocent	Kerala	Chalakydy	IND	1,36,24,761	4,08,50,000	5,44,74,761 5 Crore+	Y
196	Dinesh Trivedi	West Bengal	Barrackpur	AITC	1,77,67,340	3,58,15,000	5,35,82,340 5 Crore+	Y
197	Balabhadra Majhi	Orissa	Nabarangpur	BJD	1,21,37,088*	4,08,40,000	5,29,77,088 5 Crore+	Y
198	Satish Kumar	Uttar Pradesh	Aligarh	BJP	99,00,006	4,22,80,000	5,21,80,006 5 Crore+	Y
199	Devji Patel	Rajasthan	Jalore	BJP	95,33,202	4,23,13,575	5,18,46,777 5 Crore+	Y
200	Dharambir	Haryana	Bhiwani-Mahendragarh	BJP	59,57,200*	4,41,00,000	5,00,57,200 5 Crore+	Y
201	Giriraj Singh	Bihar	Nawada	BJP	74,99,771	4,25,55,000	5,00,54,771 5 Crore+	Y
202	Bhairon Prasad Mishra	Uttar Pradesh	Banda	BJP	21,57,077*	4,78,77,833	5,00,34,910 5 Crore+	Y
203	Rajeev Shankarrao Satav	Maharashtra	Hingoli	INC	86,82,213	4,09,99,286	4,96,81,499 4 Crore+	Y
204	Pr Senthilnathan	Tamil Nadu	Sivaganga	AIADMK	3,42,49,507	1,48,01,328	4,90,50,835 4 Crore+	Y
205	Dhotre Sanjay Shyamrao	Maharashtra	Akola	BJP	77,48,135	4,07,53,600	4,85,01,735 4 Crore+	Y

S.No.	Name	State	Constituency	Party Name	Movable Assets (Rs)	Immovable Assets (Rs)	Total Assets (Rs)	PAN Given
206	Raj Kumar Singh	Bihar	Arrah	BJP	47,13,293	4,36,90,000	4,84,03,293 4 Crore+	Y
207	B.N.Chandrappa	Karnataka	Chitradurga	INC	29,78,759*	4,53,25,000	4,83,03,759 4 Crore+	Y
208	Selvakumara Chin- nayan S	Tamil Nadu	Erode	AIADMK	54,21,208	4,20,38,500	4,74,59,708 4 Crore+	Y
209	Shibu Soren	Jharkhand	Dumka	JMM	1,55,34,684	3,12,26,000	4,67,60,684 4 Crore+	Y
210	Krupal Balaji Tumane	Maharashtra	Ramtek	SHS	24,24,062*	4,41,40,300	4,65,64,362 4 Crore+	Y
211	Anurag Singh Thakur	Himachal Pradesh	Hamirpur	BJP	1,99,93,803	2,65,42,000	4,65,35,803 4 Crore+	Y
212	Sugata Bose	West Bengal	Jadavpur	AITC	70,29,270	3,92,86,500	4,63,15,770 4 Crore+	Y
213	Malyadri Sriram	Andhra Pradesh	Bapatla	TDP	96,48,744	3,57,11,000	4,53,59,744 4 Crore+	Y
214	Ananth Kumar	Karnataka	Bangalore South	BJP	1,23,59,969	3,28,64,737	4,52,24,706 4 Crore+	Y
215	C.S.Puttaraju	Karnataka	Mandya	JD(S)	1,54,14,196*	2,97,95,000	4,52,09,196 4 Crore+	Y
216	Dr.Dharam Vira Gandhi	Punjab	Patiala	AAP	2,18,44,821	2,32,70,600	4,51,15,421 4 Crore+	Y
217	Udit Raj	NCT of Delhi	North West Delhi	BJP	1,05,52,363	3,43,50,000	4,49,02,363 4 Crore+	Y
218	Vinayak Bhaurao Raut	Maharashtra	Ratnagiri Sindhu- durg	SHS	43,71,629	4,01,97,000	4,45,68,629 4 Crore+	Y
219	Nagendra Singh	Madhya Pradesh	Khajuraho	BJP	99,26,306	3,46,11,696	4,45,38,002 4 Crore+	Y
220	Geete Anant Ganga- ram	Maharashtra	Raigad	SHS	1,46,72,647	2,97,93,840	4,44,66,487 4 Crore+	Y
221	(Maj Gen (Retd.)) Bhuwan Chandra Khanduri (Avsm)	Uttarakhand	Garhwal	BJP	2,98,57,368	1,45,00,000	4,43,57,368 4 Crore+	Y
222	Abhishek Singh	Chhattisgarh	Rajnandgaon	BJP	3,09,44,207	1,31,49,000	4,40,93,207 4 Crore+	Y
223	Radhakrishnan	Tamil Nadu	Virudhunagar	AIADMK	1,47,97,505	2,89,38,980	4,37,36,485 4 Crore+	Y
224	Bhagwant Mann	Punjab	Sangrur	AAP	84,51,512	3,46,06,000	4,30,57,512 4 Crore+	Y
225	H.D. Devegowda	Karnataka	Hassan	JD(S)	1,20,07,436	3,07,13,806	4,27,21,242 4 Crore+	Y
226	Taslim Uddin	Bihar	Araria	RJD	25,14,462	3,98,54,006	4,23,68,468 4 Crore+	Y
227	Rattan Lal Kataria	Haryana	Ambala	BJP	21,50,634*	4,00,00,000	4,21,50,634 4 Crore+	Y
228	Pralhad Joshi	Karnataka	Dharwad	BJP	1,39,92,058	2,79,87,600	4,19,79,658 4 Crore+	Y

S.No.	Name	State	Constituency	Party Name	Movable Assets (Rs)	Immovable Assets (Rs)	Total Assets (Rs)	PAN Given
229	Rajesh Kumar Singh	Uttar Pradesh	Sitapur	BJP	1,35,18,622	2,79,00,000	4,14,18,622 4 Crore+	Y
230	Vijay Kumar Singh	Uttar Pradesh	Ghaziabad	BJP	1,03,57,044	3,07,80,000	4,11,37,044 4 Crore+	Y
231	Radhakrishnan P.	Tamil Nadu	Kanniyakumari	BJP	9,93,006	3,99,70,263	4,09,63,269 4 Crore+	Y
232	Krishna Pratap	Uttar Pradesh	Jaunpur	BJP	77,07,912	3,29,48,997	4,06,56,909 4 Crore+	Y
233	Asaduddin Owaisi	Telangana	Hyderabad	All India Majlis-E-Ittehadul Muslimeen	44,19,499	3,61,91,600	4,06,11,099 4 Crore+	Y
234	Nandkumar Singh Chouhan	Madhya Pradesh	Khandwa	BJP	69,88,989	3,32,00,000	4,01,88,989 4 Crore+	Y
235	Rathwa Ramsingbhai Patalbhai	Gujarat	Chhota Udaipur	BJP	1,18,42,925	2,79,26,750	3,97,69,675 3 Crore+	Y
236	Prahalad Singh Patel	Madhya Pradesh	Damoh	BJP	70,53,235	3,25,33,000*	3,95,86,235 3 Crore+	Y
237	Mohanbhai Kalyanjibhai Kundariya	Gujarat	Rajkot	BJP	2,20,38,415	1,74,74,535	3,95,12,950 3 Crore+	Y
238	Ashok Gajapathi Raju Pusapati	Andhra Pradesh	Vizianagaram	TDP	3,46,54,818*	44,00,087	3,90,54,905 3 Crore+	Y
239	Dr. Arun Kumar	Bihar	Jahanabad	Rashtriya Lok Samta Party	60,46,631	3,28,00,000	3,88,46,631 3 Crore+	Y
240	Santosh Gangwar	Uttar Pradesh	Bareilly	BJP	1,10,46,862	2,75,56,000*	3,86,02,862 3 Crore+	Y
241	Dr. Jitendra Singh	Jammu & Kashmir	Udhampur	BJP	1,53,64,932	2,31,00,000	3,84,64,932 3 Crore+	Y
242	Lokhande Sadashiv Kisan	Maharashtra	Shirdi	SHS	49,16,570*	3,33,77,969	3,82,94,539 3 Crore+	Y
243	Ganesh Singh	Madhya Pradesh	Satna	BJP	76,88,000	3,01,12,000	3,78,00,000 3 Crore+	Y
244	Anju Bala	Uttar Pradesh	Misrikh	BJP	1,61,93,424	2,14,24,790	3,76,18,214 3 Crore+	Y
245	Chavan Harishchandra Deoram	Maharashtra	Dindori	BJP	39,66,205	3,32,73,942	3,72,40,147 3 Crore+	Y
246	Venkatesh Babu .T.G	Tamil Nadu	Chennai North	AIADMK	88,38,275*	2,82,00,000	3,70,38,275 3 Crore+	Y
247	Shripad Yesso Naik	Goa	North Goa	BJP	1,11,15,448	2,59,03,706	3,70,19,154 3 Crore+	Y
248	P.C. Gaddigoudar	Karnataka	Bagalkot	BJP	46,62,500	3,17,00,000	3,63,62,500 3 Crore+	Y
249	Subhash Patel	Madhya Pradesh	Khargone	BJP	76,38,699	2,85,00,000	3,61,38,699 3 Crore+	Y

S.No.	Name	State	Constituency	Party Name	Movable Assets (Rs)	Immovable Assets (Rs)	Total Assets (Rs)	PAN Given
250	Jadhav Prataprao Ganpatrao	Maharashtra	Buldhana	SHS	2,04,68,147	1,55,65,000	3,60,33,147 3 Crore+	Y
251	Dr. Sanjay Jayaswal	Bihar	Paschim Cham- paran	BJP	81,99,293	2,77,42,006	3,59,41,299 3 Crore+	Y
252	Santosh Ahlawat	Rajasthan	Jhunjhunu	BJP	1,37,97,048	2,21,00,000	3,58,97,048 3 Crore+	Y
253	Kristappa Nimmala	Andhra Pradesh	Hindupur	TDP	1,65,42,688	1,92,50,949*	3,57,93,637 3 Crore+	Y
254	Chhedi Paswan	Bihar	Sasaram	BJP	76,24,803	2,81,52,000	3,57,76,803 3 Crore+	Y
255	Harinder Singh Khalsa	Punjab	Fatehgarh Sahib	AAP	1,71,88,128	1,84,00,000	3,55,88,128 3 Crore+	Y
256	K. Kamaraj	Tamil Nadu	Kallakurichi	AIADMK	1,07,20,156	2,47,39,100	3,54,59,256 3 Crore+	Y
257	Tathagata Satpathy	Orissa	Dhenkanal	BJD	1,79,34,099	1,75,00,000	3,54,34,099 3 Crore+	Y
258	Raghav Lakhanpal	Uttar Pradesh	Saharanpur	BJP	54,06,431	3,00,00,000	3,54,06,431 3 Crore+	Y
259	Biren Singh Engti	Assam	Autonomous District	INC	50,75,390	3,02,92,000	3,53,67,390 3 Crore+	Y
260	Konakalla Narayana Rao	Andhra Pradesh	Machilipatnam	TDP	1,21,20,000	2,27,30,000	3,48,50,000 3 Crore+	Y
261	Yashwant Singh	Uttar Pradesh	Nagina	BJP	1,09,06,740	2,39,00,000	3,48,06,740 3 Crore+	Y
262	Nagarajan, P.	Tamil Nadu	Coimbatore	AIADMK	55,56,545*	2,87,50,000	3,43,06,545 3 Crore+	Y
263	Kachhadiya Naranbhai Bhikhabhai	Gujarat	Amreli	BJP	67,06,101	2,74,58,700	3,41,64,801 3 Crore+	Y
264	Dr. Solanki Kiritbhai Premjibhai	Gujarat	Ahmedabad West	BJP	80,85,266	2,60,00,000	3,40,85,266 3 Crore+	Y
265	Dr. J. Jayavardhan	Tamil Nadu	Chennai South	AIADMK	88,19,972	2,51,39,100	3,39,59,072 3 Crore+	Y
266	Neelam	Uttar Pradesh	Lalganj	BJP	68,63,562	2,70,00,000	3,38,63,562 3 Crore+	Y
267	Ramdas Chandrabhanji Tadas	Maharashtra	Wardha	BJP	45,46,981	2,90,82,017	3,36,28,998 3 Crore+	Y
268	Anwhar Raajhaa.A	Tamil Nadu	Ramanathapuram	AIADMK	59,15,776	2,76,67,100	3,35,82,876 3 Crore+	Y
269	Riti Pathak	Madhya Pradesh	Sidhi	BJP	75,75,561	2,58,41,000	3,34,16,561 3 Crore+	Y
270	Hari G	Tamil Nadu	Arakkonam	AIADMK	35,39,708	2,94,26,998*	3,29,66,706 3 Crore+	Y
271	Gaikwad Ravindra Vishwanath	Maharashtra	Osmanabad	SHS	29,59,236	2,98,93,557	3,28,52,793 3 Crore+	Y
272	Adsul Anandrao Vithoba	Maharashtra	Amravati	SHS	1,41,39,898	1,84,56,359	3,25,96,257 3 Crore+	Y

S.No.	Name	State	Constituency	Party Name	Movable Assets (Rs)	Immovable Assets (Rs)	Total Assets (Rs)	PAN Given
273	Prem Das Rai	Sikkim	Sikkim	SDF	1,44,59,223	1,79,30,000	3,23,89,223 3 Crore+	Y
274	Anantkumar Hegde	Karnataka	Uttara Kannada	BJP	99,17,943	2,24,49,417	3,23,67,360 3 Crore+	Y
275	Pannerselvam.V	Tamil Nadu	Salem	AIADMK	89,68,097	2,33,00,000	3,22,68,097 3 Crore+	Y
276	Swami Sachchidan- and Hari Sakshi	Uttar Pradesh	Unnao	BJP	1,16,37,597	2,05,00,000	3,21,37,597 3 Crore+	Y
277	R. Dhruvanarayana	Karnataka	Chamarajanagar	INC	1,05,19,950	2,10,00,000	3,15,19,950 3 Crore+	Y
278	Ravneet Singh Bittu	Punjab	Ludhiana	INC	35,09,170	2,80,00,000	3,15,09,170 3 Crore+	Y
279	Dr. Kakali Ghoshdos- tidar	West Bengal	Barasat	AITC	1,40,54,311*	1,72,00,000	3,12,54,311 3 Crore+	Y
280	Veena Devi	Bihar	Munger	LJP	53,62,836	2,58,00,000	3,11,62,836 3 Crore+	Y
281	Sandhya Roy	West Bengal	Medinipur	AITC	1,86,14,095	1,24,17,000	3,10,31,095 3 Crore+	Y
282	Jadhav Sanjay (Bandu) Haribhau	Maharashtra	Parbhani	SHS	46,16,711*	2,64,00,000	3,10,16,711 3 Crore+	Y
283	Anshul Verma	Uttar Pradesh	Hardoi	BJP	38,85,000	2,65,00,000	3,03,85,000 3 Crore+	Y
284	S.P. Muddahanume gowda	Karnataka	Tumkur	INC	52,73,812	2,50,00,000	3,02,73,812 3 Crore+	Y
285	Raj Nath Singh	Uttar Pradesh	Lucknow	BJP	1,02,40,729	1,90,00,000	2,92,40,729 2 Crore+	Y
286	Hukum Singh	Uttar Pradesh	Kairana	BJP	1,72,36,374	1,18,42,473	2,90,78,847 2 Crore+	Y
287	Venugopal. P. Dr.	Tamil Nadu	Tiruvallur	AIADMK	21,69,172	2,64,74,330	2,86,43,502 2 Crore+	Y
288	Manoj Rajoria	Rajasthan	Karauli-Dholpur	BJP	66,36,113	2,20,00,000	2,86,36,113 2 Crore+	Y
289	Rodmal Nagar	Madhya Pradesh	Rajgarh	BJP	75,04,174	2,10,65,800	2,85,69,974 2 Crore+	Y
290	Devendra Singh Urf Bhole Singh	Uttar Pradesh	Akbarpur	BJP	37,37,617	2,48,09,000	2,85,46,617 2 Crore+	Y
291	Kirti Azad	Bihar	Darbhanga	BJP	1,46,31,267	1,39,00,000	2,85,31,267 2 Crore+	Y
292	Dr. Harsh Vardhan	NCT of Delhi	Chandni Chowk	BJP	39,81,308	2,42,48,000	2,82,29,308 2 Crore+	Y
293	V.Sathyabama	Tamil Nadu	Tiruppur	AIADMK	54,68,573	2,26,40,000	2,81,08,573 2 Crore+	Y
294	Jaiprakash Narayan Yadav	Bihar	Banka	RJD	68,07,584	2,10,38,690	2,78,46,274 2 Crore+	Y
295	Tapas Paul	West Bengal	Krishnanagar	AITC	1,76,85,877	1,01,43,792	2,78,29,669 2 Crore+	Y

S.No.	Name	State	Constituency	Party Name	Movable Assets (Rs)	Immovable Assets (Rs)	Total Assets (Rs)	PAN Given
296	Udhaya Kumar .M	Tamil Nadu	Dindigul	AIADMK	68,10,000	2,10,00,000	2,78,10,000 2 Crore+	Y
297	Dr. Nepal Singh	Uttar Pradesh	Rampur	BJP	92,38,572	1,78,97,470	2,71,36,042 2 Crore+	Y
298	Pandula Ravindra Babu	Andhra Pradesh	Amalapuram	TDP	1,41,31,000	1,30,00,000	2,71,31,000 2 Crore+	Y
299	M I Shanavas	Kerala	Wayanad	INC	35,22,055	2,36,00,000	2,71,22,055 2 Crore+	Y
300	Vinod Kumar	Uttar Pradesh	Kaushambi	BJP	1,61,67,411	1,09,24,270	2,70,91,681 2 Crore+	Y
301	Anupriya Singh Patel	Uttar Pradesh	Mirzapur	Apna Dal	78,58,156	1,90,00,000	2,68,58,156 2 Crore+	Y
302	Jugal Kishore	Jammu & Kashmir	Jammu	BJP	1,48,24,308	1,20,00,000	2,68,24,308 2 Crore+	Y
303	Rakesh Singh Urf Ghanshyam Singh	Madhya Pradesh	Jabalpur	BJP	53,97,639	2,11,67,250	2,65,64,889 2 Crore+	Y
304	Ajay Kumar	Uttar Pradesh	Kheri	BJP	99,55,977	1,65,50,000	2,65,05,977 2 Crore+	Y
305	Mahendra Nath	Uttar Pradesh	Chandauli	BJP	68,16,105*	1,96,73,400	2,64,89,505 2 Crore+	Y
306	Jose K Mani	Kerala	Kottayam	KC(M)	1,31,22,871	1,31,13,500	2,62,36,371 2 Crore+	Y
307	Jyoti Dhurve	Madhya Pradesh	Betul	BJP	1,28,32,000	1,34,00,000	2,62,32,000 2 Crore+	Y
308	Mukesh Rajput	Uttar Pradesh	Farrukhabad	BJP	44,78,100	2,17,00,000	2,61,78,100 2 Crore+	Y
309	Om Birla	Rajasthan	Kota	BJP	67,27,617	1,91,42,880	2,58,70,497 2 Crore+	Y
310	Faggan Singh Kulaste	Madhya Pradesh	Mandla	BJP	82,88,420*	1,74,50,000	2,57,38,420 2 Crore+	Y
311	C. L. Ruala	Mizoram	Mizoram	INC	41,53,421	2,15,80,000	2,57,33,421 2 Crore+	N
312	Rahul Kaswan	Rajasthan	Churu	BJP	99,42,766	1,57,78,500	2,57,21,266 2 Crore+	Y
313	Bhola Singh	Bihar	Begusarai	BJP	88,48,102	1,64,00,000	2,52,48,102 2 Crore+	Y
314	Kulamani Samal	Orissa	Jagatsinghpur	BJD	36,16,270	2,15,42,300	2,51,58,570 2 Crore+	Y
315	Dharmandra Yadav	Uttar Pradesh	Badaun	SP	1,01,90,546	1,47,97,169	2,49,87,715 2 Crore+	Y
316	Bodhsingh Bhagat	Madhya Pradesh	Balaghat	BJP	55,79,436*	1,93,80,000	2,49,59,436 2 Crore+	Y
317	Kunwar Bhartendra	Uttar Pradesh	Bijnor	BJP	78,40,646	1,70,00,000*	2,48,40,646 2 Crore+	Y

S.No.	Name	State	Constituency	Party Name	Movable Assets (Rs)	Immovable Assets (Rs)	Total Assets (Rs)	PAN Given
318	Upendra Kushwaha	Bihar	Karakat	Rash-triya Lok Samta Party	23,29,741	2,25,00,000	2,48,29,741 2 Crore+	Y
319	Kamalbhan Singh	Chhattisgarh	Surguja	BJP	65,79,052	1,81,94,121	2,47,73,173 2 Crore+	Y
320	Vishnu Dayal Ram	Jharkhand	Palamau	BJP	2,02,53,886	45,00,000	2,47,53,886 2 Crore+	Y
321	Rajen Gohain	Assam	Nowgong	BJP	1,32,01,544	1,15,35,000	2,47,36,544 2 Crore+	Y
322	R.P.Marutharajaa	Tamil Nadu	Perambalur	AIADMK	20,70,213	2,25,00,000	2,45,70,213 2 Crore+	Y
323	Pashupati Nath Singh	Jharkhand	Dhanbad	BJP	50,11,150	1,92,37,000	2,42,48,150 2 Crore+	Y
324	Jual Oram	Orissa	Sundargarh	BJP	1,21,02,170	1,21,00,000	2,42,02,170 2 Crore+	Y
325	Vasanthi.M	Tamil Nadu	Tenkasi	AIADMK	17,04,922	2,23,10,000	2,40,14,922 2 Crore+	Y
326	Laxmi Narayan Yadav	Madhya Pradesh	Sagar	BJP	49,62,099	1,90,00,000	2,39,62,099 2 Crore+	Y
327	Harinarayan Rajbhar	Uttar Pradesh	Ghosi	BJP	9,03,964	2,25,00,000	2,34,03,964 2 Crore+	Y
328	Surendrajeet Singh Ahluwalia	West Bengal	Darjeeling	BJP	1,59,68,496	74,08,727	2,33,77,223 2 Crore+	Y
329	Manoj Sinha	Uttar Pradesh	Ghazipur	BJP	1,58,46,901	75,30,000	2,33,76,901 2 Crore+	Y
330	Vikram Usendi	Chhattisgarh	Kanker	BJP	71,81,000	1,61,95,000	2,33,76,000 2 Crore+	Y
331	Sultan Ahmed	West Bengal	Uluberia	AITC	1,22,92,936	1,05,00,000	2,27,92,936 2 Crore+	Y
332	Radha Mohan Singh	Bihar	Purvi Champaran	BJP	38,58,073	1,87,00,000	2,25,58,073 2 Crore+	Y
333	Santosh Kumar	Bihar	Purnia	JD(U)	42,56,594	1,80,60,000	2,23,16,594 2 Crore+	Y
334	Ashwini Kumar Choubey	Bihar	Buxar	BJP	89,61,999	1,31,32,500	2,20,94,499 2 Crore+	Y
335	Sudip Bandyopadhyay	West Bengal	Kolkata Uttar	AITC	1,31,66,278	89,20,000	2,20,86,278 2 Crore+	Y
336	Parthipan, R.	Tamil Nadu	Theni	AIADMK	39,94,521	1,80,53,160	2,20,47,681 2 Crore+	Y
337	Rama Kishore Singh	Bihar	Vaishali	LJP	1,41,10,218	75,00,000	2,16,10,218 2 Crore+	Y
338	Vishnudev Sai	Chhattisgarh	Raigarh	BJP	1,26,76,220	89,00,000	2,15,76,220 2 Crore+	Y
339	Bhagirath Prasad	Madhya Pradesh	Bhind	BJP	41,40,286	1,71,00,000	2,12,40,286 2 Crore+	Y

S.No.	Name	State	Constituency	Party Name	Movable Assets (Rs)	Immovable Assets (Rs)	Total Assets (Rs)	PAN Given
340	Bharat Singh	Uttar Pradesh	Ballia	BJP	30,30,089	1,81,00,000	2,11,30,089 2 Crore+	Y
341	Kaushal Kishore	Uttar Pradesh	Mohanlalganj	BJP	13,28,221	1,98,00,000	2,11,28,221 2 Crore+	Y
342	Tamradwaj Sahu	Chhattisgarh	Durg	INC	36,72,226	1,73,30,000	2,10,02,226 2 Crore+	Y
343	Chandu Lal Sahu (Chandu Bhaiya) S/O Late Puneen Ram	Chhattisgarh	Mahasamund	BJP	68,79,652	1,40,00,000*	2,08,79,652 2 Crore+	Y
344	Rathod Dipsinh Shankarsinh	Gujarat	Sabarkantha	BJP	29,54,836	1,77,45,340	2,07,00,176 2 Crore+	Y
345	Shailesh Kumar Urph Bulu Mandal	Bihar	Bhagalpur	RJD	71,70,864*	1,30,45,870	2,02,16,734 2 Crore+	Y
346	Daddan Mishra	Uttar Pradesh	Shrawasti	BJP	33,65,527	1,67,00,000	2,00,65,527 2 Crore+	Y
347	C N Jayadevan	Kerala	Thrissur	CPI	53,41,642	1,47,00,000	2,00,41,642 2 Crore+	Y
348	Satya Pal Singh	Uttar Pradesh	Sambhal	BJP	12,04,379	1,87,00,000	1,99,04,379 1 Crore+	Y
349	Thupstan Chhewang	Jammu & Kashmir	Ladakh	BJP	13,74,451	1,84,78,250	1,98,52,701 1 Crore+	Y
350	Shanta Kumar	Himachal Pradesh	Kangra	BJP	1,01,27,104	97,25,000	1,98,52,104 1 Crore+	Y
351	Bhabhor Jsvantsinh Sumanbhai	Gujarat	Dahod	BJP	73,81,231	1,22,80,000	1,96,61,231 1 Crore+	Y
352	Sisir Kumar Adhikari	West Bengal	Kanathi	AITC	51,98,381	1,43,00,000	1,94,98,381 1 Crore+	Y
353	Saugata Roy	West Bengal	Dum Dum	AITC	1,60,02,011	34,50,000	1,94,52,011 1 Crore+	Y
354	Bahadur Singh	Rajasthan	Bharatpur	BJP	1,11,42,363	80,00,000	1,91,42,363 1 Crore+	Y
355	Gopal. Dr. K	Tamil Nadu	Nagapattinam	AIADMK	27,74,709	1,63,00,000	1,90,74,709 1 Crore+	Y
356	Maragatham K	Tamil Nadu	Kancheepuram	AIADMK	74,49,050	1,15,00,000	1,89,49,050 1 Crore+	Y
357	Chintamani Malviya	Madhya Pradesh	Ujjain	BJP	48,09,424	1,40,79,330	1,88,88,754 1 Crore+	Y
358	Sumitra Mahajan	Madhya Pradesh	Indore	BJP	25,32,234	1,62,00,000	1,87,32,234 1 Crore+	Y
359	Ratna De	West Bengal	Hooghly	AITC	1,45,67,758	40,50,000	1,86,17,758 1 Crore+	Y
360	P.Kumar S/O Palanivel	Tamil Nadu	Tiruchirappalli	AIADMK	55,22,597	1,30,00,000	1,85,22,597 1 Crore+	Y
361	Smt. Kamla Patle	Chhattisgarh	Janjgir-Champa	BJP	50,24,350	1,32,00,000	1,82,24,350 1 Crore+	Y
362	Arjun Ram Meghwal	Rajasthan	Bikaner	BJP	89,72,863	91,70,000	1,81,42,863 1 Crore+	Y

S.No.	Name	State	Constituency	Party Name	Movable Assets (Rs)	Immovable Assets (Rs)	Total Assets (Rs)	PAN Given
363	Sanwar Lal Jat	Rajasthan	Ajmer	BJP	66,64,656	1,14,00,000	1,80,64,656 1 Crore+	Y
364	Jardosh Darshnaben Vikrambhai	Gujarat	Surat	BJP	1,01,70,944	78,67,500	1,80,38,444 1 Crore+	Y
365	C R Choudhary	Rajasthan	Nagaur	BJP	90,67,829	88,54,120*	1,79,21,949 1 Crore+	Y
366	Ramesh Pokhariyal Nishank	Uttarakhand	Hardwar	BJP	75,17,274	1,04,00,000	1,79,17,274 1 Crore+	Y
367	Jagdambika Pal	Uttar Pradesh	Domariyaganj	BJP	1,16,47,918	61,74,164	1,78,22,082 1 Crore+	Y
368	A Sampath	Kerala	Attingal	CPI(M)	46,21,149	1,31,70,000	1,77,91,149 1 Crore+	Y
369	Thota Venkata Narasimham	Andhra Pradesh	Kakinada	TDP	1,20,25,976	54,70,000	1,74,95,976 1 Crore+	Y
370	Gaikwad Sunil Baliram	Maharashtra	Latur	BJP	56,15,251	1,18,48,000	1,74,63,251 1 Crore+	Y
371	Adv.Joice George	Kerala	Idukki	IND	77,96,207	96,00,000	1,73,96,207 1 Crore+	Y
372	Arjunlal Meena	Rajasthan	Udaipur	BJP	51,39,951	1,19,10,000	1,70,49,951 1 Crore+	Y
373	P K Sreemathi	Kerala	Kannur	CPI(M)	44,99,970	1,24,40,000	1,69,39,970 1 Crore+	Y
374	Narendra Modi	Uttar Pradesh	Varanasi	BJP	65,91,582	1,00,00,000	1,65,91,582 1 Crore+	Y
375	Krishna Raj	Uttar Pradesh	Shahjahanpur	BJP	71,58,879	93,47,532	1,65,06,411 1 Crore+	Y
376	Sidhant Mohapatra	Orissa	Berhampur	BJD	69,62,430	95,00,000	1,64,62,430 1 Crore+	Y
377	N.K.Premachandran	Kerala	Kollam	RSP	47,81,553	1,14,47,436	1,62,28,989 1 Crore+	Y
378	Dinesh Kashyap	Chhattisgarh	Bastar	BJP	88,37,996	72,70,203	1,61,08,199 1 Crore+	Y
379	Parbhubhai Nagarbhair Vasava	Gujarat	Bardoli	BJP	1,32,34,957	26,75,000	1,59,09,957 1 Crore+	Y
380	Chaudhry Haribhai Parthibhai	Gujarat	Banaskantha	BJP	71,90,564	85,83,000	1,57,73,564 1 Crore+	Y
381	A.Arunmozhithevan	Tamil Nadu	Cuddalore	AIADMK	60,65,250	97,00,000	1,57,65,250 1 Crore+	Y
382	Ahir Hansraj Gangaram	Maharashtra	Chandrapur	BJP	47,48,000	1,08,00,000	1,55,48,000 1 Crore+	Y
383	Vaghela Liladharbhai Khodaji	Gujarat	Patan	BJP	41,48,177	1,12,35,850	1,53,84,027 1 Crore+	Y
384	Hariom	Uttar Pradesh	Ambedkar Nagar	BJP	62,37,956	90,80,158	1,53,18,114 1 Crore+	Y
385	Sreemati Dev Varma (Moon Moon Sen)	West Bengal	Bankura	AITC	1,42,14,000	11,00,000	1,53,14,000 1 Crore+	Y

S.No.	Name	State	Constituency	Party Name	Movable Assets (Rs)	Immovable Assets (Rs)	Total Assets (Rs)	PAN Given
386	Abhishek Banerjee	West Bengal	Diamond Harbour	AITC	1,21,99,272	30,00,000	1,51,99,272 1 Crore+	Y
387	Vijay Sampla	Punjab	Hoshiarpur	BJP	46,14,322	1,05,50,000	1,51,64,322 1 Crore+	Y
388	Narendra Modi	Gujarat	Vadodara	BJP	51,57,582	1,00,00,000	1,51,57,582 1 Crore+	Y
389	Lallu Singh	Uttar Pradesh	Faizabad	BJP	25,65,361	1,25,62,500	1,51,27,861 1 Crore+	Y
390	Naramalli Sivaprasad	Andhra Pradesh	Chittoor	TDP	66,78,003	82,00,000	1,48,78,003 1 Crore+	Y
391	Ramen Deka	Assam	Mangaldoi	BJP	55,09,357	92,73,000	1,47,82,357 1 Crore+	Y
392	Dr. Ramshankar Katheria	Uttar Pradesh	Agra	BJP	48,84,885	97,50,000	1,46,34,885 1 Crore+	Y
393	Alok Sanjar	Madhya Pradesh	Bhopal	BJP	30,05,166*	1,15,88,900	1,45,94,066 1 Crore+	Y
394	Sarbananda Sonowal	Assam	Lakhimpur	BJP	62,47,515	82,50,000	1,44,97,515 1 Crore+	Y
395	Uma Bharti	Uttar Pradesh	Jhansi	BJP	46,26,218	97,50,000	1,43,76,218 1 Crore+	Y
396	Chandra Prakash	Rajasthan	Chittorgarh	BJP	30,47,067	1,10,87,626	1,41,34,693 1 Crore+	Y
397	Ram Kripal Yadav	Bihar	Pataliputra	BJP	39,89,431	1,00,00,000	1,39,89,431 1 Crore+	Y
398	Prasanna Kumar Patasani,	Orissa	Bhubaneswar	BJD	7,07,443	1,28,50,000	1,35,57,443 1 Crore+	N
399	Kadiyam Srihari	Telangana	Warangal	TRS	39,95,000	95,00,000	1,34,95,000 1 Crore+	Y
400	S.R. Vijayakumar	Tamil Nadu	Chennai Central	AIADMK	39,01,510	95,00,000	1,34,01,510 1 Crore+	Y
401	Shewale Rahul Ramesh	Maharashtra	Mumbai South Central	SHS	1,33,04,397	0	1,33,04,397 1 Crore+	Y
402	Patel Jayshreeben Kanubhai	Gujarat	Mahesana	BJP	86,30,493	46,48,000	1,32,78,493 1 Crore+	Y
403	Kodikunnil Suresh	Kerala	Mavelikkara	INC	43,54,080	88,97,250	1,32,51,330 1 Crore+	Y
404	E. T. Mohammed Basheer	Kerala	Ponnani	IUML	35,04,259	97,12,000	1,32,16,259 1 Crore+	Y
405	Priyanka Singh Rawat	Uttar Pradesh	Barabanki	BJP	41,75,500	90,00,000	1,31,75,500 1 Crore+	Y
406	Sawant Arvind Ganpat	Maharashtra	Mumbai South	SHS	1,05,17,446*	25,50,000	1,30,67,446 1 Crore+	Y
407	Ram Chandra Paswan	Bihar	Samastipur	LJP	42,10,612	88,48,000	1,30,58,612 1 Crore+	Y
408	Renuka Sinha	West Bengal	Coochbehar	AITC	37,76,961	92,40,321	1,30,17,282 1 Crore+	Y

S.No.	Name	State	Constituency	Party Name	Movable Assets (Rs)	Immovable Assets (Rs)	Total Assets (Rs)	PAN Given
409	K C Venugopal	Kerala	Alappuzha	INC	41,56,075*	87,00,000	1,28,56,075 1 Crore+	Y
410	Nagendra Kumar Pradhan	Orissa	Sambalpur	BJD	26,76,623	1,01,20,000*	1,27,96,623 1 Crore+	Y
411	Nanabhau Falgunrao Patole	Maharashtra	Bhandara-Gondiya	BJP	49,47,190	77,91,000	1,27,38,190 1 Crore+	Y
412	Dr. Bhola Singh	Uttar Pradesh	Bulandshahr	BJP	55,77,537	70,00,000	1,25,77,537 1 Crore+	Y
413	Smt. Bijoya Chakraborty	Assam	Gauhati	BJP	21,68,493	1,04,06,000	1,25,74,493 1 Crore+	Y
414	Kiren Rijiju	Arunachal Pradesh	Arunachal West	BJP	1,15,89,868	9,50,000	1,25,39,868 1 Crore+	Y
415	Dileep Singh Bhuriya	Madhya Pradesh	Ratlam	BJP	44,76,882	77,83,000	1,22,59,882 1 Crore+	Y
416	Ashok Kumar Doharey	Uttar Pradesh	Etawah	BJP	35,87,688	86,65,000	1,22,52,688 1 Crore+	Y
417	Sanganna A. Karadi	Karnataka	Koppal	BJP	30,77,000	90,50,000	1,21,27,000 1 Crore+	Y
418	Ashok Mahadeorao Nete	Maharashtra	Gadchiroli-Chimur	BJP	46,25,676	75,00,000	1,21,25,676 1 Crore+	Y
419	K.V. Thomas	Kerala	Ernakulam	INC	67,18,550	51,30,000	1,18,48,550 1 Crore+	Y
420	Sunil Kumar Mondal	West Bengal	Bardhaman Purba	AITC	52,41,000	66,00,000	1,18,41,000 1 Crore+	Y
421	E. Ahamed	Kerala	Malappuram	IUML	50,18,952	68,00,000	1,18,18,952 1 Crore+	Y
422	Kaushlendra Kumar	Bihar	Nalanda	JD(U)	31,69,717*	86,43,000	1,18,12,717 1 Crore+	Y
423	Fatepara Devajibhai Govindbhai	Gujarat	Surendranagar	BJP	11,85,000	1,05,00,000	1,16,85,000 1 Crore+	Y
424	Abu Hasem Kahn Chowdhury	West Bengal	Maldaha Dakshin	INC	30,60,825	85,00,000	1,15,60,825 1 Crore+	Y
425	Virendra Singh	Uttar Pradesh	Bhadohi	BJP	26,87,918	88,43,540	1,15,31,458 1 Crore+	Y
426	Narendra Singh Tomar	Madhya Pradesh	Gwalior	BJP	39,12,622	75,00,000	1,14,12,622 1 Crore+	Y
427	Jitendra Choudhury	Tripura	Tripura East	CPI(M)	41,76,879	71,46,100	1,13,22,979 1 Crore+	Y
428	Gopalakrishnan, C.	Tamil Nadu	Nilgiris	AIADMK	34,41,189	75,00,000	1,09,41,189 1 Crore+	Y
429	Nihalchand	Rajasthan	Ganganagar	BJP	31,01,172*	77,60,000	1,08,61,172 1 Crore+	Y
430	Dr. Sanjeev Kumar Balyan	Uttar Pradesh	Muzaffarnagar	BJP	68,34,997	39,59,225	1,07,94,222 1 Crore+	Y
431	Ramtahal Choudhary	Jharkhand	Ranchi	BJP	13,02,350	94,41,600	1,07,43,950 1 Crore+	Y

S.No.	Name	State	Constituency	Party Name	Movable Assets (Rs)	Immovable Assets (Rs)	Total Assets (Rs)	PAN Given
432	Pratima Mondal	West Bengal	Jaynagar	AITC	56,14,252	50,00,000	1,06,14,252 1 Crore+	Y
433	Janak Ram	Bihar	Gopalganj	BJP	89,82,664	16,00,000	1,05,82,664 1 Crore+	Y
434	Ravindra Kumar Ray	Jharkhand	Kodarma	BJP	46,24,046*	59,40,000*	1,05,64,046 1 Crore+	Y
435	Chauhan Prabhatsinh Pratapsinh	Gujarat	Panchmahal	BJP	15,36,000	89,28,000	1,04,64,000 1 Crore+	Y
436	Rekha	Uttar Pradesh	Dhaurahra	BJP	99,35,468	5,00,000	1,04,35,468 1 Crore+	Y
437	Chirag Kumar Paswan	Bihar	Jamui	LJP	14,14,470	90,00,000	1,04,14,470 1 Crore+	Y
438	Godam Nagesh	Telangana	Adilabad	TRS	31,39,857	72,39,000	1,03,78,857 1 Crore+	Y
439	Subrata Bakshi	West Bengal	Kolkata Dakshin	AITC	73,65,428	29,00,000	1,02,65,428 1 Crore+	Y
440	Hari Manjhi	Bihar	Gaya	BJP	39,80,120	62,04,000	1,01,84,120 1 Crore+	Y
441	Ram Swaroop Sharma	Himachal Pradesh	Mandi	BJP	21,78,871	80,00,000	1,01,78,871 1 Crore+	Y
442	Janardan Mishra	Madhya Pradesh	Rewa	BJP	1,56,568	1,00,00,000	1,01,56,568 1 Crore+	Y
443	Prasun Banerjee	West Bengal	Howrah	AITC	71,41,098	29,00,000	1,00,41,098 1 Crore+	Y
444	Raju Shetty	Maharashtra	Hatkanangle	Swabhimani Paksha	36,91,221	62,05,000	98,96,221 98 Lacs+	Y
445	Jeyasingh Thiyagaraj Natterjee.J	Tamil Nadu	Thoothukkudi	AIADMK	41,41,192	56,81,102	98,22,294 98 Lacs+	Y
446	Idris Ali	West Bengal	Basirhat	AITC	11,50,277	86,50,000	98,00,277 98 Lacs+	Y
447	Mausam Noor	West Bengal	Maldaha Uttar	INC	23,78,222	74,00,000	97,78,222 97 Lacs+	Y
448	Kapil Krishna Thakur	West Bengal	Bangaon	AITC	32,22,890	64,45,000*	96,67,890 96 Lacs+	Y
449	Ram Vilas Paswan	Bihar	Hajipur	LJP	68,42,023	28,00,000	96,42,023 96 Lacs+	Y
450	Savitri Thakur	Madhya Pradesh	Dhar	BJP	33,21,464	62,85,000	96,06,464 96 Lacs+	Y
451	Chauhan Devusinh Jesingbhai	Gujarat	Kheda	BJP	15,95,376	78,31,000	94,26,376 94 Lacs+	Y
452	Bijoy Chandra Barman	West Bengal	Jalpaiguri	AITC	22,96,430	71,00,000	93,96,430 93 Lacs+	Y
453	Ram Kumar Sharma	Bihar	Sitamarhi	Rashtriya Lok Samta Party	16,65,000	76,00,000	92,65,000 92 Lacs+	Y

S.No.	Name	State	Constituency	Party Name	Movable Assets (Rs)	Immovable Assets (Rs)	Total Assets (Rs)	PAN Given
454	Mullappally Ramachandran	Kerala	Vadakara	INC	73,80,000*	18,45,000	92,25,000 92 Lacs+	Y
455	Senguttuvan, B.	Tamil Nadu	Vellore	AIADMK	53,97,355	38,00,000*	91,97,355 91 Lacs+	Y
456	Sudarshan Bhagat	Jharkhand	Lohardaga	BJP	75,81,009	14,50,000*	90,31,009 90 Lacs+	Y
457	Mriganka Mahato	West Bengal	Purulia	AITC	39,95,210	49,00,000	88,95,210 88 Lacs+	Y
458	Rajendra Agarwal	Uttar Pradesh	Meerut	BJP	33,03,517	55,00,000	88,03,517 88 Lacs+	Y
459	Jhina Hikaka	Orissa	Koraput	BJD	63,00,000	25,00,000	88,00,000 88 Lacs+	Y
460	Nalin Kumar Katil	Karnataka	Dakshina Kan- nada	BJP	52,29,001	35,60,000	87,89,001 87 Lacs+	Y
461	Dr. Virendra Kumar	Madhya Pradesh	Tikamgarh	BJP	33,61,635	54,03,000*	87,64,635 87 Lacs+	Y
462	Lakhanlal Sau S/O Kalyan Lal Sahu	Chhattisgarh	Bilaspur	BJP	9,78,633	76,82,500	86,61,133 86 Lacs+	Y
463	Ram Charitra Nishad	Uttar Pradesh	Machhlishahr	BJP	38,10,278	48,31,000	86,41,278 86 Lacs+	Y
464	Tapas Mandal	West Bengal	Ranaghat	AITC	30,49,115	51,20,000	81,69,115 81 Lacs+	Y
465	Charanjeet Singh	Haryana	Sirsa	INLD	11,46,887	70,00,000	81,46,887 81 Lacs+	Y
466	Laxman Giluwa	Jharkhand	Singhbhum	BJP	36,71,301	44,23,000	80,94,301 80 Lacs+	Y
467	Prof. Azmeera Seetaram Naik	Telangana	Mahabubabad	TRS	23,88,000	56,20,000*	80,08,000 80 Lacs+	Y
468	Md. Salim	West Bengal	Raiganj	CPI(M)	68,98,013	9,70,000	78,68,013 78 Lacs+	Y
469	Shyal Bhartiben Dhirubhai	Gujarat	Bhavnagar	BJP	40,48,925	37,00,000	77,48,925 77 Lacs+	Y
470	Karia Munda	Jharkhand	Khunti	BJP	19,74,796	55,00,000	74,74,796 74 Lacs+	Y
471	Chudasama Rajeshb- hai Naranbhai	Gujarat	Junagadh	BJP	47,61,059	26,85,000	74,46,059 74 Lacs+	Y
472	Bharathi Mohan R.K	Tamil Nadu	Mayiladuthurai	AIADMK	32,31,589	41,47,000*	73,78,589 73 Lacs+	Y
473	Balka Suman	Telangana	Peddapalle	TRS	52,31,329	21,20,000	73,51,329 73 Lacs+	Y
474	M.Chandrakasi	Tamil Nadu	Chidambaram	AIADMK	16,57,946	55,85,700	72,43,646 72 Lacs+	Y
475	Adityanath	Uttar Pradesh	Gorakhpur	BJP	72,17,674	0	72,17,674 72 Lacs+	Y
476	Ravindra Kushawaha	Uttar Pradesh	Salempur	BJP	17,34,477	54,00,000	71,34,477 71 Lacs+	Y

S.No.	Name	State	Constituency	Party Name	Movable Assets (Rs)	Immovable Assets (Rs)	Total Assets (Rs)	PAN Given
477	Radheshyam Biswas	Assam	Karimganj	AIUDF	9,32,281	61,36,000	70,68,281 70 Lacs+	N
478	Nandi Yellaiah	Telangana	Nagarkurnool	INC	20,48,969	50,00,000	70,48,969 70 Lacs+	Y
479	Vijay Kumar Hansdak	Jharkhand	Rajmahal	JMM	16,85,406	51,77,900	68,63,306 68 Lacs+	Y
480	Arjun Charan Sethi	Orissa	Bhadrak	BJD	59,00,000	8,30,000*	67,30,000 67 Lacs+	Y
481	Ram Prasad Sarmah	Assam	Tezpur	BJP	49,55,300	17,00,000	66,55,300 66 Lacs+	Y
482	Mansukhbhai Dhanjibhai Vasava	Gujarat	Bharuch	BJP	45,21,062	20,50,000	65,71,062 65 Lacs+	Y
483	Suvendu Adhikari	West Bengal	Tamluk	AITC	20,72,267	44,08,500	64,80,767 64 Lacs+	Y
484	Ajay Tamta	Uttarakhand	Almora	BJP	24,66,653	39,00,000	63,66,653 63 Lacs+	Y
485	Manohar Untwal	Madhya Pradesh	Dewas	BJP	27,36,490	36,00,000	63,36,490 63 Lacs+	Y
486	Prathap Simha	Karnataka	Mysore	BJP	12,21,591	51,00,000	63,21,591 63 Lacs+	Y
487	Adv. Narendra Kes-hav Sawaikar	Goa	South Goa	BJP	26,80,382	35,80,000	62,60,382 62 Lacs+	Y
488	S. Rajendran	Tamil Nadu	Viluppuram	AIADMK	52,00,000	10,00,000	62,00,000 62 Lacs+	Y
489	M .K Raghavan	Kerala	Kozhikode	INC	31,64,901	30,00,000	61,64,901 61 Lacs+	Y
490	Satish Dubey	Bihar	Valmiki Nagar	BJP	33,41,576	27,20,000	60,61,576 60 Lacs+	Y
491	Thangso Baite	Manipur	Outer Manipur	INC	21,27,000	38,20,000	59,47,000 59 Lacs+	Y
492	P Karunakaran	Kerala	Kasaragod	CPI(M)	9,64,945*	49,35,400*	59,00,345 59 Lacs+	Y
493	Prof. Sadhu Singh	Punjab	Faridkot	AAP	10,79,516	48,00,000	58,79,516 58 Lacs+	Y
494	Wanaga Chintaman Navasha	Maharashtra	Palghar	BJP	17,39,644	40,70,000	58,09,644 58 Lacs+	Y
495	Prabhas Kumar Singh	Orissa	Bargarh	BJD	23,86,971	34,00,000	57,86,971 57 Lacs+	Y
496	Bhanu Pratap Singh	Uttar Pradesh	Jalaun	BJP	28,45,068	29,29,000	57,74,068 57 Lacs+	Y
497	Bishnu Pada Ray	Andaman & Nicobar Islands	Andaman & Nicobar Islands	BJP	38,58,980	18,00,000	56,58,980 56 Lacs+	Y
498	Rajesh Kumar	Uttar Pradesh	Hathras	BJP	23,51,457	33,00,000	56,51,457 56 Lacs+	Y
499	Chavda Vinod Lakhmashi	Gujarat	Kachchh	BJP	36,18,643	20,00,000	56,18,643 56 Lacs+	Y

S.No.	Name	State	Constituency	Party Name	Movable Assets (Rs)	Immovable Assets (Rs)	Total Assets (Rs)	PAN Given
500	Bhagat Singh Koshyari	Uttarakhand	Nainital-Udhamsingh Nagar	BJP	18,62,704	37,00,000	55,62,704 55 Lacs+	Y
501	Dalpat Singh Paraste	Madhya Pradesh	Shahdol	BJP	27,28,870*	27,96,000	55,24,870 55 Lacs+	Y
502	Gourav Gogoi	Assam	Kaliabor	INC	54,73,199	0	54,73,199 54 Lacs+	Y
503	Anto Antony	Kerala	Pathanamthitta	INC	33,89,284	20,21,600	54,10,884 54 Lacs+	Y
504	Dharmendra Kumar	Uttar Pradesh	Aonla	BJP	19,64,652	34,00,000*	53,64,652 53 Lacs+	Y
505	Harish Chandra	Uttar Pradesh	Basti	BJP	25,90,882	27,60,000	53,50,882 53 Lacs+	Y
506	Virender Kashyap	Himachal Pradesh	Shimla	BJP	25,88,328	26,39,767	52,28,095 52 Lacs+	Y
507	Mahesh Giri	NCT of Delhi	East Delhi	BJP	52,16,375	0	52,16,375 52 Lacs+	Y
508	Mehbooba Mufti	Jammu & Kashmir	Anantnag	JKPDP	30,00,000	22,00,000	52,00,000 52 Lacs+	Y
509	Birendra Kumar Chaudhary	Bihar	Jhanjharpur	BJP	21,58,792	30,00,000	51,58,792 51 Lacs+	Y
510	Anupam Hazra	West Bengal	Bolpur	AITC	18,66,883	30,00,000	48,66,883 48 Lacs+	Y
511	Choudhury Mohan Jatua	West Bengal	Mathurapur	AITC	21,57,752	27,00,000*	48,57,752 48 Lacs+	Y
512	Janardan Singh Sigriwal	Bihar	Maharajganj	BJP	27,95,223	20,00,000	47,95,223 47 Lacs+	Y
513	M B Rajesh	Kerala	Palakkad	CPI(M)	31,76,316	15,00,000	46,76,316 46 Lacs+	Y
514	Mohammad Asrarul Haque	Bihar	Kishanganj	INC	91,629	45,25,000	46,16,629 46 Lacs+	Y
515	Manshankar Ninama	Rajasthan	Banswara	BJP	12,40,285	28,00,000	40,40,285 40 Lacs+	Y
516	Dr. Thokchom Meinya	Manipur	Inner Manipur	INC	20,05,200	18,20,000	38,25,200 38 Lacs+	Y
517	Sadhavi Niranjani Jyoti	Uttar Pradesh	Fatehpur	BJP	28,63,779*	9,00,000	37,63,779 37 Lacs+	Y
518	Vanaroja R	Tamil Nadu	Tiruvannamalai	AIADMK	9,00,000	28,00,000	37,00,000 37 Lacs+	N
519	Sharad Tripathi	Uttar Pradesh	Sant Kabir Nagar	BJP	16,80,471	20,17,200	36,97,671 36 Lacs+	Y
520	Chhote Lal	Uttar Pradesh	Robertsganj	BJP	7,27,961	29,59,400	36,87,361 36 Lacs+	Y
521	Rama Chandra Hansdah	Orissa	Mayurbhanj	BJD	31,50,888	4,80,000	36,30,888 36 Lacs+	Y
522	Dasrath Tirkey	West Bengal	Alipurduars	AITC	18,40,353	17,10,000	35,50,353 35 Lacs+	Y

S.No.	Name	State	Constituency	Party Name	Movable Assets (Rs)	Immovable Assets (Rs)	Total Assets (Rs)	PAN Given
523	Ladu Kishore Swain	Orissa	Aska	BJD	16,22,390	18,66,000	34,88,390 34 Lacs+	Y
524	Aparupa Poddar (Afrin Ali)	West Bengal	Arambag	AITC	22,71,869	10,00,000	32,71,869 32 Lacs+	Y
525	P.K.Biju	Kerala	Alathur	CPI(M)	32,11,047	20,000*	32,31,047 32 Lacs+	Y
526	Prabakaran.K.R.P	Tamil Nadu	Tirunelveli	AIADMK	27,64,500	0	27,64,500 27 Lacs+	Y
527	Badaruddoza Khan	West Bengal	Murshidabad	CPI(M)	15,88,610	11,70,000	27,58,610 27 Lacs+	Y
528	Om Prakash Yadav	Bihar	Siwan	BJP	6,13,023*	16,00,000*	22,13,023 22 Lacs+	Y
529	Naba Kumar Sarania	Assam	Kokrajhar	IND	18,05,559	3,50,000	21,55,559 21 Lacs+	Y
530	Kamakhya Prasad Tasa	Assam	Jorhat	BJP	7,94,785	9,00,000	16,94,785 16 Lacs+	Y
531	Rita Tarai	Orissa	Jajpur	BJD	15,22,003	1,00,000	16,22,003 16 Lacs+	N
532	Sankar Prasad Datta	Tripura	Tripura West	CPI(M)	9,95,900	3,25,000	13,20,900 13 Lacs+	Y
533	Saumitra Khan	West Bengal	Bishnupur	AITC	10,27,255	1,70,000	11,97,255 11 Lacs+	Y
534	Ashok Kumar.K	Tamil Nadu	Krishnagiri	AIADMK	11,76,436	0	11,76,436 11 Lacs+	N
535	Savitri Bai Foole	Uttar Pradesh	Bahraich	BJP	11,21,491	0	11,21,491 11 Lacs+	Y
536	Dr.Shrikant Eknath Shinde	Maharashtra	Kalyan	SHS	9,98,000	0	9,98,000 9 Lacs+	Y
537	Rameshwar Teli	Assam	Dibrugarh	BJP	2,27,943	7,50,000	9,77,943 9 Lacs+	Y
538	Arpita Ghosh	West Bengal	Balurghat	AITC	5,44,790	0	5,44,790 5 Lacs+	Y
539	Mohammed Faizal.P.P	Lakshad- weep	Lakshadweep	NCP	5,38,119	0	5,38,119 5 Lacs+	N
540	Uma Saren	West Bengal	Jhargram	AITC	4,99,646	0	4,99,646 4 Lacs+	Y
541	Mahant Chand Nath Yogi	Rajasthan	Alwar	BJP	1,99,653	0	1,99,653 1 Lacs+	Y
542	Sumedha Nand Saraswati	Rajasthan	Sikar	BJP	34,311	0	34,311 34 Thou+	Y

Table 4-30: Full Asset Details of MPs

*on assets value indicates that the MPs has not provided the total in their affidavits, it has been calculated on the basis of details provided by them in the same

Re-contesting and Re-elected MPs

CONTENTS

CHAPTER 5: ANALYSIS OF RE-CONTESTING AND RE-ELECTED MPs	173
Assets Comparison of Re-Contesting MPs	173
Top 10 Re-contesting MPs with highest asset increase (Rupees- wise)	174
Average asset increase of re-contesting MPs: Party-Wise	175
Asset comparison for re-contesting MPs (Sort by Asset Increase in Rs)	178
Comparison of Financial Details Declared by Re-elected MPs.....	198
Top 10 Re-elected MPs with highest asset increase (Rupees- wise)	199
Comparison of Criminal Cases Declared by Re-elected MPs	200
Re-elected MPs with Increase in Number of Declared Criminal Cases over Previous Election.....	201
Re-elected MPs with Decrease in Number of Declared Criminal Cases over Previous Election	233
Re-elected MPs with Same Number of Declared Criminal Cases in Two Elections	258
Re-elected MPs with criminal cases in 2009 without criminal cases in 2014	272

TABLES

TABLE 5-1: TOP 10 RE-CONTESTING MPs WITH HIGHEST ASSET INCREASE (RUPEES- WISE)	174
TABLE 5-2: AVERAGE ASSET INCREASE OF RE-CONTESTING MPs: PARTY-WISE.....	175
TABLE 5-3: ASSET COMPARISON FOR RE-CONTESTING MPs (SORT BY ASSET INCREASE IN RS)	178
TABLE 5-4: TOP 10 RE-ELECTED MPs WITH HIGHEST ASSET INCREASE (RUPEES- WISE)	199
TABLE 5-5: RE-ELECTED MPs WITH INCREASE IN NUMBER OF DECLARED CRIMINAL CASES OVER PREVIOUS ELECTION	201
TABLE 5-6: RE-ELECTED MPs WITH DECREASE IN NUMBER OF DECLARED CRIMINAL CASES OVER PREVIOUS ELECTION.....	233
TABLE 5-7: RE-ELECTED MPs WITH SAME NUMBER OF DECLARED CRIMINAL CASES IN TWO ELECTIONS	258
TABLE 5-8: RE-ELECTED MPs WITH CRIMINAL CASES IN 2009 WITHOUT CRIMINAL CASES IN 2014	272

FIGURES

FIGURE 5-1: AVERAGE ASSETS OF RE-CONTESTING MPs	173
FIGURE 5-2: PARTY-WISE COMPARISON OF RE-CONTESTING MPs.....	174
FIGURE 5-3: AVERAGE ASSETS OF RE-ELECTED MPs	198
FIGURE 5-4: PARTY-WISE ASSETS COMPARISON OF RE-ELECTED MPs (2009-2014).....	199

Chapter 5

Analysis of Re-contesting and Re-elected MPs

Assets Comparison of Re-Contesting MPs

National Election Watch and Association for Democratic Reforms (ADR) have analysed the self-sworn affidavits of 396 re-contesting MPs out of a total of 405 Members of Parliament who had contested in the Lok Sabha 2014 elections. The rest of the candidates were not analysed due to unclear/incomplete affidavits from 2009 uploaded on the ECI website at the time of making of this analysis.

- **MPs Contesting Again:** National Election Watch and Association for Democratic Reforms (ADR) analysed the affidavits of 396 MPs who contested again in the 2014 Lok Sabha Elections.
- **Average Assets in 2009:** The average assets of these 396 re-contesting MPs fielded by various parties including independents in 2009 were **Rs 5.82 crores**.
- **Average Assets in 2014 Elections:** The average asset of these 396 re-contesting MPs in 2014 were **Rs 14.29 crores**.

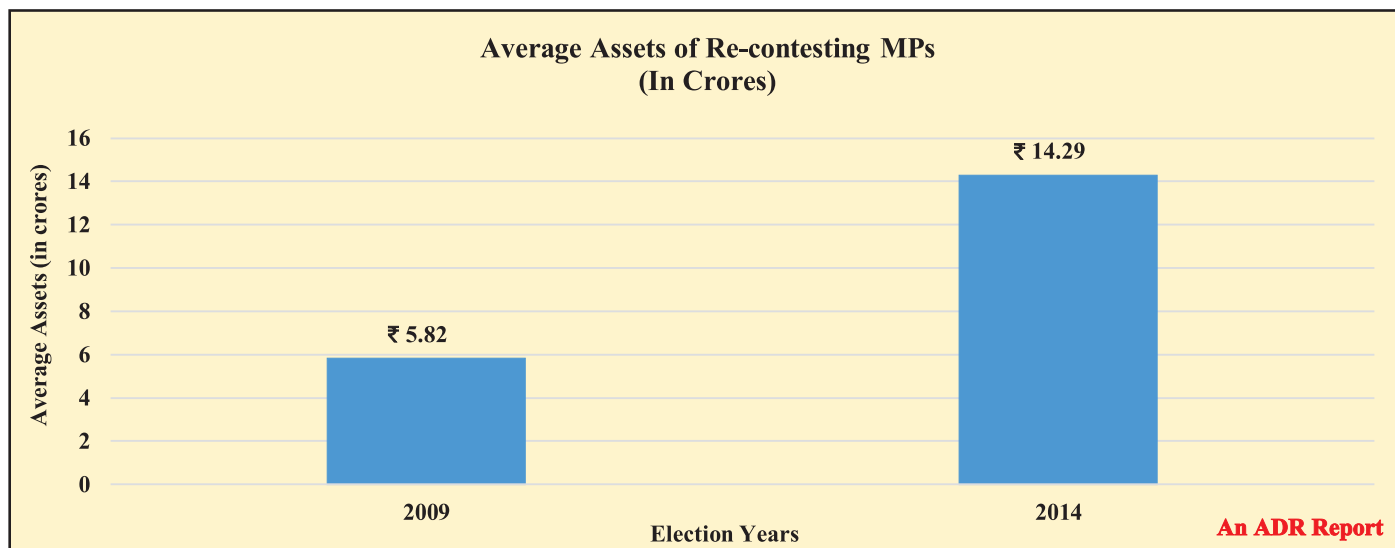


Figure 5-1: Average Assets of Re-contesting MPs

- **Average Asset growth in 5 years (2009-2014):** The average asset growth for these 396 re- contesting MPs, between the Lok Sabha Elections of 2009 and 2014 was **Rs 8.47 crores**.
- **Percentage growth in 5 years (2009-2014):** Average percentage growth in assets for these 396 re-contesting MPs was **145%**.

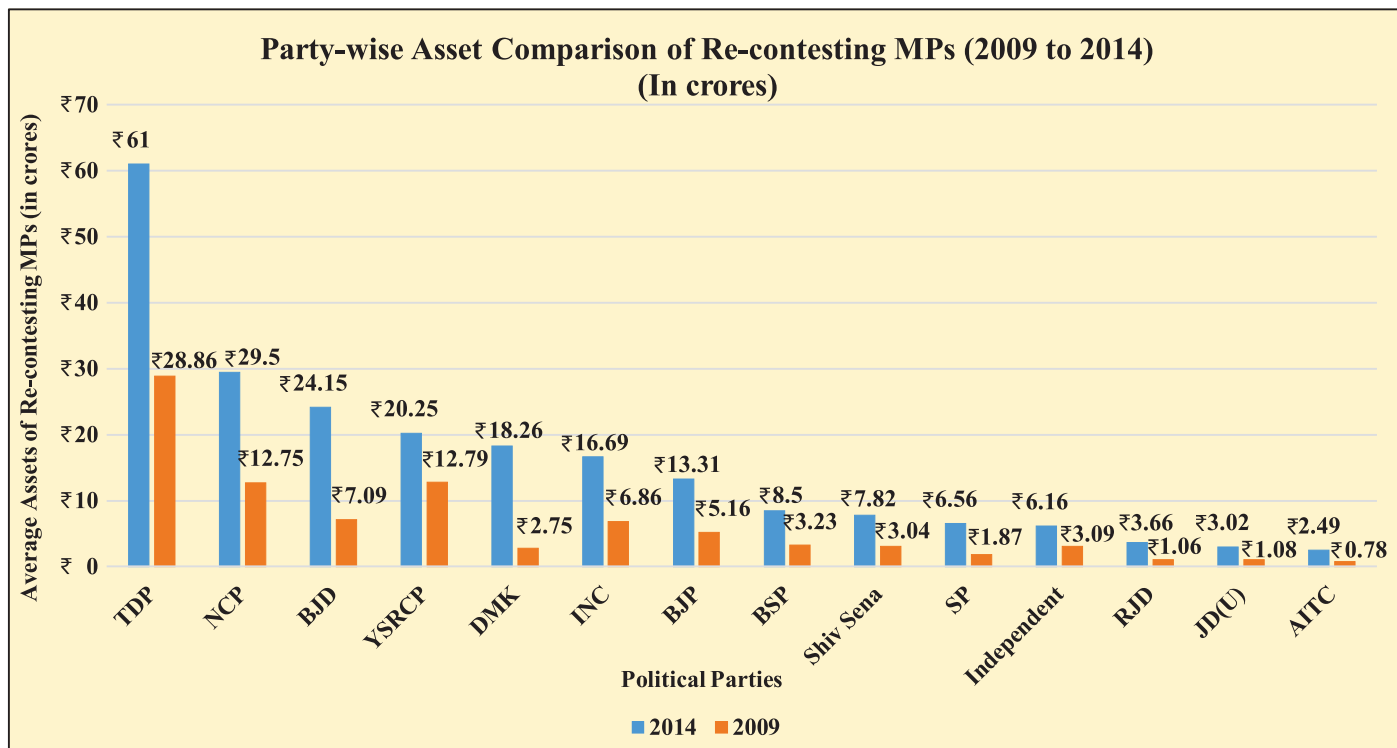


Figure 5-2: Party-wise Comparison of Re-contesting MPs

Top 10 Re-contesting MPs with highest asset increase (Rupees-wise)

Dr.Gaddam Vivekanand of INC from Peddapalle constituency had declared maximum increase in assets with an increase of Rs 193.57 crores i.e. from Rs 72.95 crores in 2009 to Rs. 266.52 crores in 2014. Assets of Naveen Jindal of INC from Kurukshetra constituency had increased by Rs 177.24 crores, from Rs 131.07 crores in 2009 to Rs 308.31 crores in 2014. Assets of Nama Nageswara Rao of TDP from Khammam constituency had risen by Rs 164.47 crores, from Rs 173.75 crores in 2009 to Rs 338.22 crores in 2014. The following table provides the asset details of 10 top re-contesting MPs showing highest increase in assets (Rupee wise):

S.No.	Name	Party in Lok Sabha 2014	Party in Lok Sabha 2009	State In Lok Sabha 2014	Constituency In Lok Sabha 2014	Constituency in Lok Sabha 2009	Assets in Lok Sabha 2014 (Rs.)	Assets in Lok Sabha 2009 (Rs.)	Asset Increase (Rs.)	% Increase in Asset
1.	Dr.Gaddam Vivekanand	INC	INC	Telangana	Peddapalle	Peddapalle	2,66,52,92,981 266 Crore+	72,95,09,675 72 Crore+	1,93,57,83,306 193 Crore+	265%
2.	Naveen Jindal	INC	INC	Haryana	Kurukshetra	Kurukshetra	3,08,31,54,000 308 Crore+	1,31,07,30,000 131 Crore+	1,77,24,24,000 177 Crore+	135%
3.	Nama Nageswara Rao	TDP	TDP	Telangana	Khammam	Khammam	3,38,22,93,440 338 Crore+	1,73,75,08,117 173 Crore+	1,64,47,85,323 164 Crore+	95%
4.	Shatrughan Sinha	BJP	BJP	Bihar	Patna Sahib	Patna Sahib	1,31,74,05,961 131 Crore+	15,00,33,976 15 Crore+	1,16,73,71,985 116 Crore+	778%
5.	Pinaki Mishra	BJD	BJD	Orissa	Puri	Puri	1,37,09,91,203 137 Crore+	29,69,00,000 29 Crore+	1,07,40,91,203 107 Crore+	362%
6.	Uday Singh Urf Pappu Singh	BJP	BJP	Bihar	Purnia	Purnia	1,46,63,64,723 146 Crore+	41,91,30,669 41 Crore+	1,04,72,34,054 104 Crore+	250%

S.No.	Name	Party in Lok Sabha 2014	Party in Lok Sabha 2009	State In Lok Sabha 2014	Constituency In Lok Sabha 2014	Constituency in Lok Sabha 2009	Assets in Lok Sabha 2014 (Rs.)	Assets in Lok Sabha 2009 (Rs.)	Asset Increase (Rs.)	% Increase in Asset
7.	H D Kumara Swamy	JD(S)	JD(S)	Karnataka	Chikkbalapur	Bangalore Rural	1,49,78,30,567 149 Crore+	49,16,83,477 49 Crore+	1,00,61,47,090 100 Crore+	205%
8.	Shruti Choudhry	INC	INC	Haryana	Bhiwani-Mahendragarh	Bhiwani-Mahendragarh	1,08,31,15,000 108 Crore+	16,72,66,000 16 Crore+	91,58,49,000 91 Crore+	548%
9.	Kapil Sibal	INC	INC	NCT Of Delhi	Chandni Chowk	Chandni Chowk	1,14,47,47,216 114 Crore+	31,97,22,459 31 Crore+	82,50,24,757 82 Crore+	258%
10.	Jagathrakshakan, S. Thiru	DMK	DMK	Tamil Nadu	Sriperumbudur	Arakkonam	78,04,53,455 78 Crore+	5,91,06,399 5 Crore+	72,13,47,056 72 Crore+	1220%

Table 5-1: Top 10 Re-contesting MPs with highest asset increase (Rupees- wise)

*There could be assets for which the candidate might not have disclosed the value in 2014 or in the affidavit from the previous election

Average asset increase of re-contesting MPs: Party-Wise

The table below provides the party-wise categorization of average asset increase of re-contesting MPs. Financial details of 396 re-contesting MPs fielded by various political parties have been taken from the recently filed affidavits by these MPs and the values of these financial assets have been compared to the corresponding values of the assets that the MPs showed in their affidavits from the previous elections. Assets of 155 re-contesting INC MPs showed an increase of Rs 9.82 crores. Following tables showcases the party wise assortment of the average increase in assets of the re-contesting MPs:

S.No.	Party in Lok Sabha 2014	Total Number of MPs	Average Assets in Lok Sabha 2014 (in Rs.)	Average Assets in Lok Sabha 2009 (in Rs.)	Average Asset Increase (in Rs.)	Average % Increase in Asset
1.	INC	155	16,69,33,722 16 Crore+	6,86,36,704 6 Crore+	9,82,97,018 9 Crore+	143%
2.	BJP	89	13,31,58,309 13 Crore+	5,16,09,891 5 Crore+	8,15,48,419 8 Crore+	158%
3.	SP	17	6,56,44,736 6 Crore+	1,87,39,200 1 Crore+	4,69,05,536 4 Crore+	250%
4.	AITC	16	2,49,71,332 2 Crore+	78,06,511 78 Lacs+	1,71,64,820 1 Crore+	220%
5.	CPI(M)	13	68,84,593 68 Lacs+	35,26,135 35 Lacs+	33,58,458 33 Lacs+	95%
6.	BSP	12	8,50,95,157 8 Crore+	3,23,03,770 3 Crore+	5,27,91,387 5 Crore+	163%
7.	JD(U)	11	3,02,75,808 3 Crore+	1,08,29,886 1 Crore+	1,94,45,922 1 Crore+	180%
8.	BJD	8	24,15,49,727 24 Crore+	7,09,78,174 7 Crore+	17,05,71,553 17 Crore+	240%
9.	TDP	7	61,00,91,666 61 Crore+	28,86,67,438 28 Crore+	32,14,24,228 32 Crore+	111%

S.No.	Party in Lok Sabha 2014	Total Number of MPs	Average Assets in Lok Sabha 2014 (in Rs.)	Average Assets in Lok Sabha 2009 (in Rs.)	Average Asset Increase (in Rs.)	Average % Increase in Asset
10.	Shiv Sena	7	7,82,20,138 7 Crore+	3,04,95,571 3 Crore+	4,77,24,567 4 Crore+	156%
11.	DMK	6	18,26,62,778 18 Crore+	2,75,78,762 2 Crore+	15,50,84,016 15 Crore+	562%
12.	NCP	5	29,50,93,891 29 Crore+	12,75,90,619 12 Crore+	16,75,03,272 16 Crore+	131%
13.	RJD	4	3,66,42,458 3 Crore+	1,06,43,632 1 Crore+	2,59,98,826 2 Crore+	244%
14.	IUML	3	2,39,66,449 2 Crore+	56,80,231 56 Lacs+	1,82,86,218 1 Crore+	322%
15.	YSRCP	3	20,25,41,716 20 Crore+	12,79,02,475 12 Crore+	7,46,39,241 7 Crore+	58%
16.	SAD	3	40,51,41,271 40 Crore+	21,64,26,140 21 Crore+	18,87,15,131 18 Crore+	87%
17.	IND	3	6,16,75,981 6 Crore+	3,09,63,135 3 Crore+	3,07,12,846 3 Crore+	99%
18.	AIADMK	3	5,98,74,454 5 Crore+	3,37,23,154 3 Crore+	2,61,51,300 2 Crore+	78%
19.	RLD	3	17,75,29,688 17 Crore+	7,33,08,933 7 Crore+	10,42,20,755 10 Crore+	142%
20.	JKNC	3	5,79,76,575 5 Crore+	3,82,15,380 3 Crore+	1,97,61,195 1 Crore+	52%
22.	JVM(P)	2	6,56,62,279 6 Crore+	2,97,27,058 2 Crore+	3,59,35,221 3 Crore+	121%
23.	CPI	2	35,29,588 35 Lacs+	11,95,056 11 Lacs+	23,34,532 23 Lacs+	195%
24.	JD(S)	2	77,02,75,905 77 Crore+	25,56,54,071 25 Crore+	51,46,21,834 51 Crore+	201%
25.	Jai Samaikyandhra Party	2	5,98,27,206 5 Crore+	4,61,60,643 4 Crore+	1,36,66,563 1 Crore+	30%
26.	TRS	2	11,02,31,922 11 Crore+	2,53,97,710 2 Crore+	8,48,34,212 8 Crore+	334%
27.	Swabhimani Paksha	1	98,96,221 98 Lacs+	22,53,785 22 Lacs+	76,42,436 76 Lacs+	339%
28.	SDF	1	3,23,89,223 3 Crore+	1,85,03,294 1 Crore+	1,38,85,929 1 Crore+	75%
29.	AGP	1	32,89,490 32 Lacs+	9,36,292 9 Lacs+	23,53,198 23 Lacs+	251%
30.	SUCI(C)	1	30,57,022 30 Lacs+	18,56,636 18 Lacs+	12,00,386 12 Lacs+	65%

S.No.	Party in Lok Sabha 2014	Total Number of MPs	Average Assets in Lok Sabha 2014 (in Rs.)	Average Assets in Lok Sabha 2009 (in Rs.)	Average Asset Increase (in Rs.)	Average % Increase in Asset
31.	Revolutionary Socialist Party	1	1,05,94,756 1 Crore+	23,58,725 23 Lacs+	82,36,031 82 Lacs+	349%
32.	Viduthalai Chiruthaigal Katchi	1	91,95,241 91 Lacs+	23,47,700 23 Lacs+	68,47,541 68 Lacs+	292%
33.	MDMK	1	2,98,56,503 2 Crore+	2,67,29,518 2 Crore+	31,26,985 31 Lacs+	12%
34.	JMM	1	4,67,60,684 4 Crore+	82,29,419 82 Lacs+	3,85,31,265 3 Crore+	468%
35.	Kerala Congress (M)	1	2,62,36,371 2 Crore+	96,51,729 96 Lacs+	1,65,84,642 1 Crore+	172%
36.	AAP	1	2,14,27,036 2 Crore+	1,10,24,873 1 Crore+	1,04,02,163 1 Crore+	94%
37.	AIUDF	1	43,27,48,134 43 Crore+	30,35,20,991 30 Crore+	12,92,27,143 12 Crore+	43%
38.	Bahujan Vikas Aaghadi	1	2,08,41,211 2 Crore+	23,99,053 23 Lacs+	1,84,42,158 1 Crore+	769%
39.	AIFB	1	25,14,936 25 Lacs+	30,86,000 30 Lacs+	-5,71,064	-19%
40.	All India Majlis-E-Ittehadul Muslimeen	1	4,06,11,099 4 Crore+	93,02,233 93 Lacs+	3,13,08,866 3 Crore+	337%
41.	Haryana Janhit Congress (BL)	1	78,65,95,116 78 Crore+	48,85,98,245 48 Crore+	29,79,96,871 29 Crore+	61%
	GRAND TOTAL	396	14,29,66,604 14 Crore+	5,82,36,733 5 Crore+	8,47,29,871 8 Crore+	145%

Table 5-2: Average asset increase of re-contesting MPs: Party-Wise

Asset comparison for re-contesting MPs (Sort by Asset Increase in Rs)*

S.N.	Name	Party in Lok Sabha 2014	Party in Lok Sabha 2009	State In Lok Sabha 2014	Constituency In Lok Sabha 2014	Constituency In Lok Sabha 2009	Assets in Lok Sabha 2014 (Rs.)	Assets in Lok Sabha 2009 (Rs.)	Assets Increase (Rs.)	% Increase in Assets
1.	Dr.Gaddam Vivekanand	INC	INC	Telangana	Peddapalle	Peddapalle	2,66,52,92,98 266 Crore+	72,95,09,675 72 Crore+	1,93,57,83,30 193 Crore+	265%
2.	Naveen Jindal	INC	INC	Haryana	Kurukshetra	Kurukshetra	3,08,31,54,000 308 Crore+	1,31,07,30,000 131 Crore+	1,77,24,24,000 177 Crore+	135%
3.	Nama Nag-eswara Rao	TDP	TDP	Telangana	Khammam	Khammam	3,38,22,93,440 338 Crore+	1,73,75,08,117 173 Crore+	1,64,47,85,323 164 Crore+	95%
4.	Shatrughan Sinha	BJP	BJP	Bihar	Patna Sahib	Patna Sahib	1,31,74,05,961 131 Crore+	15,00,33,976 15 Crore+	1,16,73,71,985 116 Crore+	778%
5.	Pinaki Mishra	BJD	BJD	Orissa	Puri	Puri	1,37,09,91,203 137 Crore+	29,69,00,000 29 Crore+	1,07,40,91,203 107 Crore+	362%
6.	Uday Singh Urf Pappu Singh	BJP	BJP	Bihar	Purnia	Purnia	1,46,63,64,723 146 Crore+	41,91,30,669 41 Crore+	1,04,72,34,054 104 Crore+	250%
7.	H D Kumara Swamy	JD(S)	JD(S)	Karnataka	Chikkbal-lapur	Bangalore Rural	1,49,78,30,567 149 Crore+	49,16,83,477 49 Crore+	1,00,61,47,090 100 Crore+	205%
8.	Shruti Choudhry	INC	INC	Haryana	Bhiwani-Mahendra-garh	Bhiwani-Ma-hendragarh	1,08,31,15,000 108 Crore+	16,72,66,000 16 Crore+	91,58,49,000 91 Crore+	548%
9.	Kapil Sibal	INC	INC	NCT of Delhi	Chandni Chowk	Chandni Chowk	1,14,47,47,216 114 Crore+	31,97,22,459 31 Crore+	82,50,24,757 82 Crore+	258%
10.	Jagathrakshan, S. Thiru	DMK	DMK	Tamil Nadu	Sriperumbu-dur	Arakkonam	78,04,53,455 78 Crore+	5,91,06,399 5 Crore+	72,13,47,056 72 Crore+	1220%
11.	P. Balram	INC	INC	Telangana	Mahabuba-bad	Mahabuba-bad	73,71,44,941 73 Crore+	1,71,95,194 1 Crore+	71,99,49,747 71 Crore+	4187%
12.	Supriya Sule	NCP	NCP	Maharashtra	Baramati	Baramati	1,13,90,90,851 113 Crore+	51,53,63,663 51 Crore+	62,37,27,188 62 Crore+	121%
13.	Dr Jyoti Mirdha	INC	INC	Rajasthan	Nagaur	Nagaur	58,26,76,804 58 Crore+	3,90,39,915 3 Crore+	54,36,36,889 54 Crore+	1393%
14.	Patil Chan-drakant Raghunath	BJP	BJP	Gujarat	Navsari	Navsari	74,47,61,133 74 Crore+	24,20,83,697 24 Crore+	50,26,77,436 50 Crore+	208%
15.	Harsimrat Kaur Badal	SAD	SAD	Punjab	Bathinda	Bathinda	1,08,16,64,910 108 Crore+	60,31,00,135 60 Crore+	47,85,64,775 47 Crore+	79%
16.	Komatireddy Rajgopal Reddy	INC	INC	Telangana	Bhongir	Bhongir	66,70,95,133 66 Crore+	19,47,63,618 19 Crore+	47,23,31,515 47 Crore+	243%
17.	Rayapati Sambasiva Rao	TDP	INC	Andhra Pradesh	Narasaraopet	Guntur	59,58,38,093 59 Crore+	14,71,43,582 14 Crore+	44,86,94,511 44 Crore+	305%
18.	Preneet Kaur	INC	INC	Punjab	Patiala	Patiala	86,35,64,071 86 Crore+	42,30,43,438 42 Crore+	44,05,20,633 44 Crore+	104%
19.	Premchand Guddu	INC	INC	Madhya Pradesh	Ujjain	Ujjain	53,52,13,275 53 Crore+	10,50,31,313 10 Crore+	43,01,81,962 43 Crore+	410%
20.	Kamat Guru-das Vasant	INC	INC	Maharashtra	Mumbai North West	Mumbai North West	48,88,71,453 48 Crore+	6,39,26,963 6 Crore+	42,49,44,490 42 Crore+	665%

S.N.	Name	Party in Lok Sabha 2014	Party in Lok Sabha 2009	State In Lok Sabha 2014	Constituency In Lok Sabha 2014	Constituency In Lok Sabha 2009	Assets in Lok Sabha 2014 (Rs.)	Assets in Lok Sabha 2009 (Rs.)	Assets Increase (Rs.)	% Increase in Assets
21.	P.C. Mohan	BJP	BJP	Karnataka	Bangalore Central	Bangalore Central	47,57,96,999 47 Crore+	5,37,29,000 5 Crore+	42,20,67,999 42 Crore+	786%
22.	Aaron Rashid, J.M.	INC	INC	Tamil Nadu	Theni	Theni	64,96,32,943 64 Crore+	24,89,74,573 24 Crore+	40,06,58,370 40 Crore+	161%
23.	D.K.Suresh	INC	INC	Karnataka	Bangalore Rural	BANGALORE RURAL : BYE-ELECTION ON 21-08-2013	85,87,13,138 85 Crore+	47,29,96,596 47 Crore+	38,57,16,542 38 Crore+	82%
24.	Mahabal Mishra	INC	INC	NCT of Delhi	West Delhi	West Delhi	38,82,26,286 38 Crore+	6,19,94,338 6 Crore+	32,62,31,948 32 Crore+	526%
25.	Late. Munde Gopinathrao Pandurang	BJP	BJP	Maharashtra	Beed	Beed	38,00,72,890 38 Crore+	6,22,50,603 6 Crore+	31,78,22,287 31 Crore+	511%
26.	Feroze Varun Gandhi	BJP	BJP	Uttar Pradesh	Sultanpur	Pilibhit	35,73,18,699 35 Crore+	4,92,67,810 4 Crore+	30,80,50,889 30 Crore+	625%
27.	Dutt Priya Sunil	INC	INC	Maharashtra	Mumbai North Central	Mumbai North Central	65,50,93,802 65 Crore+	34,95,76,448 34 Crore+	30,55,17,354 30 Crore+	87%
28.	Kuldeep Bishnoi	Haryana Janhit Congress (BL)	HJC (BL)	Haryana	Hisar	HISAR :BYE-ELECTION ON 13-10-2011	78,65,95,116 78 Crore+	48,85,98,245 48 Crore+	29,79,96,871 29 Crore+	61%
29.	Deepender Singh	INC	INC	Haryana	Rohtak	Rohtak	35,87,49,354 35 Crore+	6,53,67,032 6 Crore+	29,33,82,322 29 Crore+	449%
30.	Meira Kumar	INC	INC	Bihar	Sasaram	Sasaram	38,47,51,309 38 Crore+	10,15,65,500 10 Crore+	28,31,85,809 28 Crore+	279%
31.	Arun Subhash Chandra Yadav	INC	INC	Madhya Pradesh	Khandwa	Khandwa	31,83,04,270 31 Crore+	5,32,89,688 5 Crore+	26,50,14,582 26 Crore+	497%
32.	Vincent H. Pala	INC	INC	Meghalaya	Shillong	Shillong	49,71,08,058 49 Crore+	25,16,18,190 25 Crore+	24,54,89,868 24 Crore+	98%
33.	Rama Devi	BJP	BJP	Bihar	Sheohar	Sheohar	30,85,91,850 30 Crore+	6,94,29,234 6 Crore+	23,91,62,616 23 Crore+	344%
34.	Deora Milind Murli	INC	INC	Maharashtra	Mumbai South	Mumbai South	40,80,01,069 40 Crore+	17,53,73,142 17 Crore+	23,26,27,927 23 Crore+	133%
35.	G.S.Basavaraj	BJP	BJP	Karnataka	Tumkur	Tumkur	27,57,85,995 27 Crore+	5,43,82,029 5 Crore+	22,14,03,966 22 Crore+	407%
36.	Annu Tandon	INC	INC	Uttar Pradesh	Unnao	Unnao	63,60,29,024 63 Crore+	42,13,52,753 42 Crore+	21,46,76,271 21 Crore+	51%
37.	Suresh Angadi	BJP	BJP	Karnataka	Belgaum	Belgaum	41,70,03,065 41 Crore+	22,17,34,263 22 Crore+	19,52,68,802 19 Crore+	88%
38.	Maneka Sanjay Gandhi	BJP	BJP	Uttar Pradesh	Pilibhit	Aonla	37,41,32,826 37 Crore+	18,28,33,477 18 Crore+	19,12,99,349 19 Crore+	105%
39.	Dimple Yadav	SP	SP	Uttar Pradesh	Kannauj	Kannauj :Bye-Election On 24-06-2012	28,05,16,418 28 Crore+	9,03,45,656 9 Crore+	19,01,70,762 19 Crore+	210%

S.N.	Name	Party in Lok Sabha 2014	Party in Lok Sabha 2009	State In Lok Sabha 2014	Constituency In Lok Sabha 2014	Constituency In Lok Sabha 2009	Assets in Lok Sabha 2014 (Rs.)	Assets in Lok Sabha 2009 (Rs.)	Assets Increase (Rs.)	% Increase in Assets
40.	Rakesh Sachan	SP	SP	Uttar Pradesh	Fatehpur	Fatehpur	22,88,15,082 22 Crore+	4,09,55,595 4 Crore+	18,78,59,487 18 Crore+	459%
41.	Inderjit Singh	BJP	INC	Haryana	Gurgaon	Gurgaon	25,06,98,763 25 Crore+	6,73,83,257 6 Crore+	18,33,15,506 18 Crore+	272%
42.	Jyotiraditya M. Scindia	INC	INC	Madhya Pradesh	Guna	Guna	33,08,88,751 33 Crore+	14,90,94,212 14 Crore+	18,17,94,539 18 Crore+	122%
43.	Madhu Yaskhi Goud	INC	INC	Telangana	Nizamabad	Nizamabad	29,89,19,187 29 Crore+	11,91,08,338 11 Crore+	17,98,10,849 17 Crore+	151%
44.	Partap Singh Bajwa	INC	INC	Punjab	Gurdaspur	Gurdaspur	24,70,69,039 24 Crore+	6,80,53,249 6 Crore+	17,90,15,790 17 Crore+	263%
45.	Chandresh Kumari	INC	INC	Rajasthan	Jodhpur	Jodhpur	30,78,22,286 30 Crore+	13,28,81,067 13 Crore+	17,49,41,219 17 Crore+	132%
46.	Dushyant	BJP	BJP	Rajasthan	Jhalawar-Baran	Jhalawar-Baran	23,90,06,838 23 Crore+	6,41,10,900 6 Crore+	17,48,95,938 17 Crore+	273%
47.	Danve Raosahab Dadarao	BJP	BJP	Maharashtra	Jalna	Jalna	18,44,11,862 18 Crore+	2,42,71,518 2 Crore+	16,01,40,344 16 Crore+	660%
48.	Sri Baijayant Panda	BJD	BJD	Orissa	Kendrapara	Kendrapara	31,24,32,726 31 Crore+	16,11,00,792 16 Crore+	15,13,31,934 15 Crore+	94%
49.	Shinde Sushilkumar Sambhajirao	INC	INC	Maharashtra	Solapur	Solapur	23,47,00,792 23 Crore+	8,60,42,099 8 Crore+	14,86,58,693 14 Crore+	173%
50.	Ramesh Kumar	INC	INC	NCT of Delhi	South Delhi	South Delhi	17,23,14,296 17 Crore+	2,58,45,997 2 Crore+	14,64,68,299 14 Crore+	567%
51.	Mulayam Singh Yadav	SP	SP	Uttar Pradesh	Mainpuri	Mainpuri	15,96,71,544 15 Crore+	2,23,99,310 2 Crore+	13,72,72,234 13 Crore+	613%
52.	Mala Rajya Laxmi Shah	BJP	BJP	Uttarakhand	Tehri Garhwal	TEHRI GARHWAL	1,66,21,09,875 166 Crore+	1,52,90,06,846 152 Crore+	13,31,03,029 13 Crore+	9%
53.	K H Muniyappa	INC	INC	Karnataka	Kolar	Kolar	18,46,63,000 18 Crore+	5,19,21,402 5 Crore+	13,27,41,598 13 Crore+	256%
54.	Badruddin Ajmal	AIUDF	AUDF	Assam	Dhubri	Dhubri	43,27,48,134 43 Crore+	30,35,20,991 30 Crore+	12,92,27,143 12 Crore+	43%
55.	Kalvakuntla Chandrashekar Rao	TRS	TRS	Telangana	Medak	Mahubnagar	15,15,82,464 15 Crore+	2,26,69,420 2 Crore+	12,89,13,044 12 Crore+	569%
56.	Adhalrao Shivaji Dattatreya	SHIV SENA	SHIV SENA	Maharashtra	Shirur	Shirur	25,38,80,475 25 Crore+	12,71,13,134 12 Crore+	12,67,67,341 12 Crore+	100%
57.	S.PY Reddy	YSRCP	INC	Andhra Pradesh	Nandyal	Nandyal	21,95,78,079 21 Crore+	9,28,21,000 9 Crore+	12,67,57,079 12 Crore+	137%
58.	Baalu.T.R	DMK	DMK	Tamil Nadu	Thanjavur	Sriperumbudur	20,15,55,306 20 Crore+	7,69,71,478 7 Crore+	12,45,83,828 12 Crore+	162%
59.	Patil Ashok Tapiram	BJP	BJP	Maharashtra	Jalgaon	Jalgaon	22,61,80,395 22 Crore+	10,38,39,607 10 Crore+	12,23,40,788 12 Crore+	118%
60.	Sanjeev Ganesh Naik	NCP	NCP	Maharashtra	Thane	Thane	14,86,35,752 14 Crore+	3,04,15,344 3 Crore+	11,82,20,408 11 Crore+	389%
61.	Vijay Inder Singla	INC	INC	Punjab	Sangrur	Sangrur	14,73,78,890 14 Crore+	3,47,77,859 3 Crore+	11,26,01,031 11 Crore+	324%

S.N.	Name	Party in Lok Sabha 2014	Party in Lok Sabha 2009	State In Lok Sabha 2014	Constituency In Lok Sabha 2014	Constituency In Lok Sabha 2009	Assets in Lok Sabha 2014 (Rs.)	Assets in Lok Sabha 2009 (Rs.)	Assets Increase (Rs.)	% Increase in Assets
62.	Ajit Singh	RLD	RLD	Uttar Pradesh	Baghpat	Baghpat	16,92,54,660 16 Crore+	5,82,32,462 5 Crore+	11,10,22,198 11 Crore+	191%
63.	Kapil Muni Karwariya	BSP	BSP	Uttar Pradesh	Phulpur	Phulpur	11,00,44,166 11 Crore+	0	11,00,44,166 11 Crore+	--%
64.	Rakesh Pandey	BSP	BSP	Uttar Pradesh	Ambedkar Nagar	Ambedkar Nagar	27,30,99,579 27 Crore+	16,40,78,904 16 Crore+	10,90,20,675 10 Crore+	66%
65.	Patel Lalubhai Babubhai	BJP	BJP	Daman & Diu	Daman & Diu	Daman & Diu	14,49,31,238 14 Crore+	3,68,79,385 3 Crore+	10,80,51,853 10 Crore+	293%
66.	M Veerappa Moily	INC	INC	Karnataka	Chikkballapur	Chikkballapur	13,73,66,682 13 Crore+	2,93,74,446 2 Crore+	10,79,92,236 10 Crore+	368%
67.	Sushil Kumar Singh	BJP	JD(U)	Bihar	Aurangabad	Aurangabad	12,78,45,854 12 Crore+	2,08,87,871 2 Crore+	10,69,57,983 10 Crore+	512%
68.	Jayant Choudhary	RLD	RLD	Uttar Pradesh	Mathura	Mathura	13,69,34,546 13 Crore+	3,02,04,219 3 Crore+	10,67,30,327 10 Crore+	353%
69.	Nilesh Narayan Rane	INC	INC	Maharashtra	Ratnagiri Sindhudurg	Ratnagiri Sindhudurg	13,68,11,633 13 Crore+	3,05,61,862 3 Crore+	10,62,49,771 10 Crore+	348%
70.	Sushma Swaraj	BJP	BJP	Madhya Pradesh	Vidisha	Vidisha	17,55,16,422 17 Crore+	7,35,82,637 7 Crore+	10,19,33,785 10 Crore+	139%
71.	Ijyaraj Singh	INC	INC	Rajasthan	Kota	Kota	28,03,54,736 28 Crore+	18,01,31,144 18 Crore+	10,02,23,592 10 Crore+	56%
72.	Kamlesh Paswan	BJP	BJP	Uttar Pradesh	Bansgaon	Bansgaon	10,16,40,625 10 Crore+	17,68,000 17 Lacs+	9,98,72,625 9 Crore+	5649%
73.	Salman Khurshed	INC	INC	Uttar Pradesh	Farrukhabad	Farrukhabad	12,38,86,145 12 Crore+	2,61,40,421 2 Crore+	9,77,45,724 9 Crore+	374%
74.	Jaya Prada Nahata	RLD	SP	Uttar Pradesh	Bijnor	Rampur	22,63,99,859 22 Crore+	13,14,90,118 13 Crore+	9,49,09,741 9 Crore+	72%
75.	N.Dharam Singh	INC	INC	Karnataka	Bidar	Bidar	23,63,08,464 23 Crore+	14,23,94,557 14 Crore+	9,39,13,907 9 Crore+	66%
76.	G.M. Siddeshwara	BJP	BJP	Karnataka	Davanagere	Davanagere	23,23,75,703 23 Crore+	14,02,48,867 14 Crore+	9,21,26,836 9 Crore+	66%
77.	Magunta Srinivasulu Reddy	TDP	INC	Andhra Pradesh	Ongole	Ongole	18,78,48,488 18 Crore+	10,20,65,901 10 Crore+	8,57,82,587 8 Crore+	84%
78.	D.V. Sadananda Gowda	BJP	BJP	Karnataka	Bangalore North	Udupi Chikmagalur	9,88,88,874 9 Crore+	1,43,75,959 1 Crore+	8,45,12,915 8 Crore+	588%
79.	Mekapati Rajamohan Reddy	YSRCP	YSRCP	Andhra Pradesh	Nellore	Nellore :Bye Election On 12-06-2012	36,17,46,068 36 Crore+	27,78,71,424 27 Crore+	8,38,74,644 8 Crore+	30%
80.	Takam Sanjoy	INC	INC	Arunachal Pradesh	Arunachal West	Arunachal West	10,59,15,042 10 Crore+	2,41,37,021 2 Crore+	8,17,78,021 8 Crore+	339%
81.	Raj Babbar	INC	INC	Uttar Pradesh	Ghaziabad	Firozabad (Bye-Election On 7-11-2009)	19,72,33,950 19 Crore+	11,70,51,305 11 Crore+	8,01,82,645 8 Crore+	69%
82.	Sonia Gandhi	INC	INC	Uttar Pradesh	Rae Bareli	Rae Bareli	9,28,95,288 9 Crore+	1,37,94,768 1 Crore+	7,91,00,520 7 Crore+	573%

S.N.	Name	Party in Lok Sabha 2014	Party in Lok Sabha 2009	State In Lok Sabha 2014	Constituency In Lok Sabha 2014	Constituency In Lok Sabha 2009	Assets in Lok Sabha 2014 (Rs.)	Assets in Lok Sabha 2009 (Rs.)	Assets Increase (Rs.)	% Increase in Assets
83.	Ramesh Jigajinagi	BJP	BJP	Karnataka	Bijapur	Bijapur	8,94,29,828 8 Crore+	1,17,53,725 1 Crore+	7,76,76,103 7 Crore+	661%
84.	Kadir Rana	BSP	BSP	Uttar Pradesh	Muzaffarnagar	Muzaffarnagar	13,52,02,262 13 Crore+	5,84,51,906 5 Crore+	7,67,50,356 7 Crore+	131%
85.	Chandrakant Bhaurao Khaire	SHIV SENA	SHIV SENA	Maharashtra	Aurangabad	Aurangabad	9,06,14,560 9 Crore+	1,41,51,539 1 Crore+	7,64,63,021 7 Crore+	540%
86.	Kalyan Bannerjee	AITC	AITC	West Bengal	Sreerampur	Sreerampur	8,85,12,676 8 Crore+	1,61,46,266 1 Crore+	7,23,66,410 7 Crore+	448%
87.	Mohammed Azharuddin	INC	INC	Rajasthan	Tonk-Sawai Madhopur	Moradabad	9,73,34,682 9 Crore+	2,52,33,948 2 Crore+	7,21,00,734 7 Crore+	286%
88.	Avtar Singh Bhadana	INC	INC	Haryana	Faridabad	Faridabad	11,25,29,244 11 Crore+	4,05,73,585 4 Crore+	7,19,55,659 7 Crore+	177%
89.	Seema Upadhyay	BSP	BSP	Uttar Pradesh	Fatehpur Sikri	Fatehpur Sikri	9,82,20,327 9 Crore+	2,65,45,096 2 Crore+	7,16,75,231 7 Crore+	270%
90.	Mangni Lal Mandal	RJD	JD(U)	Bihar	Jhanjharpur	Jhanjharpur	7,69,50,805 7 Crore+	53,98,803 53 Lacs+	7,15,52,002 7 Crore+	1325%
91.	Natubhai G. Patel	BJP	BJP	Dadra & Nagar Haveli	Dadra & Nagar Haveli	Dadra & Nagar Haveli	15,47,60,217 15 Crore+	8,34,94,860 8 Crore+	7,12,65,357 7 Crore+	85%
92.	Bhism Shankar Alias Kushal Tiwari	BSP	BSP	Uttar Pradesh	Sant Kabir Nagar	Sant Kabir Nagar	10,21,65,611 10 Crore+	3,19,26,944 3 Crore+	7,02,38,667 7 Crore+	220%
93.	Gutha Sukhender Reddy	INC	INC	Telangana	Nalgonda	Nalgonda	8,59,07,866 8 Crore+	1,60,40,830 1 Crore+	6,98,67,036 6 Crore+	436%
94.	Kuwar Jitin Prasad	INC	INC	Uttar Pradesh	Dhaurahra	Dhaurahra	10,10,50,407 10 Crore+	3,26,56,975 3 Crore+	6,83,93,432 6 Crore+	209%
95.	Ajay Kumar	JVM(P)	JVM(P)	Jharkhand	Jamshedpur	JAMSHEDPUR :BYE-ELECTION 01-07-2011	12,43,49,901 12 Crore+	5,73,16,440 5 Crore+	6,70,33,461 6 Crore+	117%
96.	Kunwar Ratanjit Pratap Narain Singh	INC	INC	Uttar Pradesh	Kushi Nagar	Kushi Nagar	10,47,88,960 10 Crore+	3,99,75,893 3 Crore+	6,48,13,067 6 Crore+	162%
97.	Sher Singh Ghubaya	SAD	SAD	Punjab	Ferozpur	Ferozpur	9,61,21,057 9 Crore+	3,19,69,676 3 Crore+	6,41,51,381 6 Crore+	201%
98.	Kanumuri Bapiraju S/O. Krishnam Raju	INC	INC	Andhra Pradesh	Narsapuram	Narsapuram	9,27,84,471 9 Crore+	3,05,74,013 3 Crore+	6,22,10,458 6 Crore+	203%
99.	Ramesh Vishwanath Katti	BJP	BJP	Karnataka	Chikkodi	Chikkodi	8,92,16,294 8 Crore+	2,83,52,578 2 Crore+	6,08,63,716 6 Crore+	215%
100.	Koli Patel Somabhai Gandlal	INC	INC	Gujarat	Surendranagar	Surendranagar	7,91,84,058 7 Crore+	1,86,18,718 1 Crore+	6,05,65,340 6 Crore+	325%
101.	Jai Prakash Agarwal	INC	INC	NCT of Delhi	North East Delhi	North East Delhi	8,39,74,848 8 Crore+	2,49,28,873 2 Crore+	5,90,45,975 5 Crore+	237%

S.N.	Name	Party in Lok Sabha 2014	Party in Lok Sabha 2009	State In Lok Sabha 2014	Constituency In Lok Sabha 2014	Constituency In Lok Sabha 2009	Assets in Lok Sabha 2014 (Rs.)	Assets in Lok Sabha 2009 (Rs.)	Assets Increase (Rs.)	% Increase in Assets
102.	Jayaprakash Hegde	INC	INC	Karnataka	Udupi Chikmagalur	UDUPI CHIKMAGALUR :BYE-ELECTION ON 18-03-2012	9,03,05,073 9 Crore+	3,21,52,118 3 Crore+	5,81,52,955 5 Crore+	181%
103.	Patil Padmasinha Bajirao	NCP	NCP	Maharashtra	Osmanabad	Osmanabad	13,19,18,437 13 Crore+	7,58,52,364 7 Crore+	5,60,66,073 5 Crore+	74%
104.	V. Narayanasamy	INC	INC	Puducherry	Pondicherry	Pondicherry	9,18,69,740 9 Crore+	3,59,79,157 3 Crore+	5,58,90,583 5 Crore+	155%
105.	Bhausheeb Rajaram Wakchaure	INC	SHIV SENA	Maharashtra	Shirdi	Shirdi	7,35,40,816 7 Crore+	1,78,60,515 1 Crore+	5,56,80,301 5 Crore+	312%
106.	Charan Das Mahant	INC	INC	Chhattisgarh	Korba	Korba	9,83,28,278 9 Crore+	4,27,04,354 4 Crore+	5,56,23,924 5 Crore+	130%
107.	Sandeep Dikshit	INC	INC	NCT of Delhi	East Delhi	East Delhi	7,36,71,067 7 Crore+	1,81,46,428 1 Crore+	5,55,24,639 5 Crore+	306%
108.	Nishikant Dubey	BJP	BJP	Jharkhand	Godda	Godda	15,56,33,719 15 Crore+	10,10,37,987 10 Crore+	5,45,95,732 5 Crore+	54%
109.	Jagdish Singh Rana	BSP	BSP	Uttar Pradesh	Saharanpur	Saharanpur	7,21,48,732 7 Crore+	1,88,67,277 1 Crore+	5,32,81,455 5 Crore+	282%
110.	Hukum Deo Narayan Yadav	BJP	BJP	Bihar	Madhubani	Madhubani	7,79,78,890 7 Crore+	2,50,12,430 2 Crore+	5,29,66,460 5 Crore+	212%
111.	Gandhi Dilipkumar Mansukhlal	BJP	BJP	Maharashtra	Ahmednagar	Ahmednagar	6,53,16,725 6 Crore+	1,30,53,391 1 Crore+	5,22,63,334 5 Crore+	400%
112.	Kalikesh Narayan Singh Deo	BJD	BJD	Orissa	Bolangir	Bolangir	8,79,55,818 8 Crore+	3,61,48,185 3 Crore+	5,18,07,633 5 Crore+	143%
113.	Amarnath Pradhan	INC	INC	Orissa	Sambalpur	Sambalpur	5,60,69,048 5 Crore+	43,25,000 43 Lacs+	5,17,44,048 5 Crore+	1196%
114.	Mallikarjun Kharge	INC	INC	Karnataka	Gulbarga	Gulbarga	10,22,20,880 10 Crore+	5,06,46,533 5 Crore+	5,15,74,347 5 Crore+	102%
115.	Adhir Ranjan Chowdhury	INC	INC	West Bengal	Baharampur	Baharampur	8,14,65,854 8 Crore+	2,99,43,557 2 Crore+	5,15,22,297 5 Crore+	172%
116.	Purnmasi Ram	INC	JD(U)	Bihar	Valmiki Nagar	Gopalganj	5,47,64,527 5 Crore+	34,21,562 34 Lacs+	5,13,42,965 5 Crore+	1501%
117.	Beni Prasad Verma	INC	INC	Uttar Pradesh	Gonda	Gonda	7,00,42,778 7 Crore+	2,01,83,574 2 Crore+	4,98,59,204 4 Crore+	247%
118.	Panabaka Lakshmi	INC	INC	Andhra Pradesh	Bapatla	Bapatla	6,57,82,130 6 Crore+	1,66,35,386 1 Crore+	4,91,46,744 4 Crore+	295%
119.	Ashok Tanwar	INC	INC	Haryana	Sirsa	Sirsa	7,27,77,188 7 Crore+	2,36,64,959 2 Crore+	4,91,12,229 4 Crore+	208%
120.	Meena	JD(U)	JD(U)	Bihar	Arrah	Arrah	9,07,37,486 9 Crore+	4,24,36,500 4 Crore+	4,83,00,986 4 Crore+	114%
121.	Jitendra Singh	INC	INC	Rajasthan	Alwar	Alwar	11,18,24,330 11 Crore+	6,79,67,810 6 Crore+	4,38,56,520 4 Crore+	65%

S.N.	Name	Party in Lok Sabha 2014	Party in Lok Sabha 2009	State In Lok Sabha 2014	Constituency In Lok Sabha 2014	Constituency In Lok Sabha 2009	Assets in Lok Sabha 2014 (Rs.)	Assets in Lok Sabha 2009 (Rs.)	Assets Increase (Rs.)	% Increase in Assets
122.	Jaipal Reddy Sudini	INC	INC	Andhra Pradesh	Mahbubnagar	Chevella	9,96,02,120 9 Crore+	5,61,50,333 5 Crore+	4,34,51,787 4 Crore+	77%
123.	Neeraj Shekhar	SP	SP	Uttar Pradesh	Ballia	Ballia	6,97,40,119 6 Crore+	2,77,18,262 2 Crore+	4,20,21,857 4 Crore+	152%
124.	Satabdi Roy (Banerjee)	AITC	AITC	West Bengal	Birbhum	Birbhum	5,49,72,174 5 Crore+	1,31,48,000 1 Crore+	4,18,24,174 4 Crore+	318%
125.	Dr.Manda Jagannath	TRS	INC	Telangana	Nagarkurnool	Nagarkurnool	6,88,81,380 6 Crore+	2,81,26,000 2 Crore+	4,07,55,380 4 Crore+	145%
126.	Ravindra Kumar Pandey	BJP	BJP	Jharkhand	Giridih	Giridih	7,33,76,970 7 Crore+	3,27,22,762 3 Crore+	4,06,54,208 4 Crore+	124%
127.	Devji Patel	BJP	BJP	Rajasthan	Jalore	Jalore	5,18,46,777 5 Crore+	1,12,61,830 1 Crore+	4,05,84,947 4 Crore+	360%
128.	Sharad Yadav	JD(U)	JD(U)	Bihar	Madhepura	Madhepura	5,46,76,401 5 Crore+	1,41,07,050 1 Crore+	4,05,69,351 4 Crore+	288%
129.	Lal Krishna Advani	BJP	BJP	Gujarat	Gandhinagar	Gandhinagar	7,59,15,276 7 Crore+	3,55,43,172 3 Crore+	4,03,72,104 4 Crore+	114%
130.	Ranjan Prasad Yadav	JD(U)	JD(U)	Bihar	Pataliputra	Pataliputra	5,53,27,154 5 Crore+	1,53,19,000 1 Crore+	4,00,08,154 4 Crore+	261%
131.	Syed Shahnawaz Hussain	BJP	BJP	Bihar	Bhagalpur	Bhagalpur	4,70,44,000 4 Crore+	74,72,000 74 Lacs+	3,95,72,000 3 Crore+	530%
132.	Paban Singh Ghatowar	INC	INC	Assam	Dibrugarh	Dibrugarh	4,92,29,437 4 Crore+	97,97,014 97 Lacs+	3,94,32,423 3 Crore+	402%
133.	Deoraj Singh Patel	BSP	BSP	Madhya Pradesh	Rewa	Rewa	7,01,49,663 7 Crore+	3,08,45,000 3 Crore+	3,93,04,663 3 Crore+	127%
134.	Dhananjay Singh	IND	BSP	Uttar Pradesh	Jaunpur	Jaunpur	4,34,84,973 4 Crore+	43,62,656 43 Lacs+	3,91,22,317 3 Crore+	897%
135.	Dr. Baliram	BSP	BSP	Uttar Pradesh	Lalganj	Lalganj	4,68,14,935 4 Crore+	80,03,036 80 Lacs+	3,88,11,899 3 Crore+	485%
136.	Pawan Kumar Bansal	INC	INC	Chandigarh	Chandigarh	Chandigarh	7,74,78,000 7 Crore+	3,87,29,400 3 Crore+	3,87,48,600 3 Crore+	100%
137.	Thambi durai.M	AIADMK	ADMK	Tamil Nadu	Karur	Karur	13,24,57,262 13 Crore+	9,37,50,227 9 Crore+	3,87,07,035 3 Crore+	41%
138.	Sajjan Singh Verma	INC	INC	Madhya Pradesh	Dewas	Dewas	6,56,70,004 6 Crore+	2,70,42,325 2 Crore+	3,86,27,679 3 Crore+	143%
139.	Shibu Soren	JMM	JMM	Jharkhand	Dumka	Dumka	4,67,60,684 4 Crore+	82,29,419 82 Lacs+	3,85,31,265 3 Crore+	468%
140.	Sushila Saroj	SP	SP	Uttar Pradesh	Mohanlalganj	Mohanlalganj	6,69,58,169 6 Crore+	2,86,80,230 2 Crore+	3,82,77,939 3 Crore+	133%
141.	Bhartruhari Mahatab	BJD	BJD	Orissa	Cuttack	Cuttack	8,88,34,098 8 Crore+	5,07,93,831 5 Crore+	3,80,40,267 3 Crore+	75%
142.	Jaswant Singh	IND	BJP	Rajasthan	Barmer	Darjeeling	12,04,24,990 12 Crore+	8,35,71,845 8 Crore+	3,68,53,145 3 Crore+	44%
143.	Geete Anant Gangaram	SHIV SENA	SHIV SENA	Maharashtra	Raigad	Raigad	4,44,66,487 4 Crore+	85,55,617 85 Lacs+	3,59,10,870 3 Crore+	420%

S.N.	Name	Party in Lok Sabha 2014	Party in Lok Sabha 2009	State In Lok Sabha 2014	Constituency In Lok Sabha 2014	Constituency In Lok Sabha 2009	Assets in Lok Sabha 2014 (Rs.)	Assets in Lok Sabha 2009 (Rs.)	Assets Increase (Rs.)	% Increase in Assets
144.	Krishna Tirath	INC	INC	NCT of Delhi	North West Delhi	North West Delhi	5,68,82,796 5 Crore+	2,11,46,350 2 Crore+	3,57,36,446 3 Crore+	169%
145.	Vinay Kumar Pandey Vinnu	INC	INC	Uttar Pradesh	Shrawasti	Shrawasti	5,07,28,313 5 Crore+	1,57,43,200 1 Crore+	3,49,85,113 3 Crore+	222%
146.	Sanjay Nirupam	INC	INC	Maharashtra	Mumbai North	Mumbai North	5,72,90,996 5 Crore+	2,24,17,801 2 Crore+	3,48,73,195 3 Crore+	156%
147.	Dr. C.P. Joshi	INC	INC	Rajasthan	Jaipur Rural	Bhilwara	5,49,72,948 5 Crore+	2,03,76,956 2 Crore+	3,45,95,992 3 Crore+	170%
148.	Ranee Narah	INC	INC	Assam	Lakhimpur	Lakhimpur	8,85,19,819 8 Crore+	5,39,76,290 5 Crore+	3,45,43,529 3 Crore+	64%
149.	Abdul Rahman, M.	IUML	DMK	Tamil Nadu	Vellore	Vellore	4,68,64,136 4 Crore+	1,25,47,128 1 Crore+	3,43,17,008 3 Crore+	274%
150.	Farooq Abdullah	JKNC	JKN	Jammu & Kashmir	Srinagar	Srinagar	13,10,05,305 13 Crore+	9,78,41,140 9 Crore+	3,31,64,165 3 Crore+	34%
151.	Ananth Kumar	BJP	BJP	Karnataka	Bangalore South	Bangalore South	4,52,24,706 4 Crore+	1,22,06,366 1 Crore+	3,30,18,340 3 Crore+	271%
152.	Jhansi Lakshmi Botcha	INC	INC	Andhra Pradesh	Vizianagaram	Vizianagaram	5,48,24,574 5 Crore+	2,29,51,539 2 Crore+	3,18,73,035 3 Crore+	139%
153.	Subodh Kant Sahai	INC	INC	Jharkhand	Ranchi	Ranchi	5,88,95,068 5 Crore+	2,71,79,918 2 Crore+	3,17,15,150 3 Crore+	117%
154.	Shailendra Kumar	SP	SP	Uttar Pradesh	Kaushambi	Kaushambi	5,22,20,299 5 Crore+	2,08,00,327 2 Crore+	3,14,19,972 3 Crore+	151%
155.	Asaduddin Owaisi	All India Majlis-E-Ittehadul Muslimeen	AIMIM	Telangana	Hyderabad	Hyderabad	4,06,11,099 4 Crore+	93,02,233 93 Lacs+	3,13,08,866 3 Crore+	337%
156.	Rajaiah Siricilla	INC	INC	Andhra Pradesh	Warangal	Warangal	3,53,62,961 3 Crore+	42,24,704 42 Lacs+	3,11,38,257 3 Crore+	737%
157.	Gawali Bhavana Pundlikrao	SHIV SENA	SHIV SENA	Maharashtra	Yavatmal-Washim	Yavatmal-Washim	6,08,86,040 6 Crore+	3,03,99,471 3 Crore+	3,04,86,569 3 Crore+	100%
158.	Ganesh Singh	BJP	BJP	Madhya Pradesh	Satna	Satna	3,78,00,000 3 Crore+	73,72,032 73 Lacs+	3,04,27,968 3 Crore+	413%
159.	Patil Pratik Prakashbapu	INC	INC	Maharashtra	Sangli	Sangli	5,25,43,606 5 Crore+	2,21,37,000 2 Crore+	3,04,06,606 3 Crore+	137%
160.	Tathagata Satpathy	BJD	BJD	Orissa	Dhenkanal	Dhenkanal	3,54,34,099 3 Crore+	55,15,930 55 Lacs+	2,99,18,169 2 Crore+	542%
161.	Rajes Nandini Singh - Dalvir	INC	INC	Madhya Pradesh	Shahdol	Shahdol	4,13,89,440 4 Crore+	1,14,75,000 1 Crore+	2,99,14,440 2 Crore+	261%
162.	Dara Singh Chauhan	BSP	BSP	Uttar Pradesh	Ghosi	Ghosi	3,15,43,071 3 Crore+	20,44,115 20 Lacs+	2,94,98,956 2 Crore+	1443%
163.	Somendra Nath Mitra	INC	AITC	West Bengal	Kolkata Uttar	Diamond Harbour	4,41,92,960 4 Crore+	1,47,30,832 1 Crore+	2,94,62,128 2 Crore+	200%
164.	Kachhadiya Naranbhai Bhikhabhai	BJP	BJP	Gujarat	Amreli	Amreli	3,41,64,801 3 Crore+	47,48,283 47 Lacs+	2,94,16,518 2 Crore+	620%

S.N.	Name	Party in Lok Sabha 2014	Party in Lok Sabha 2009	State In Lok Sabha 2014	Constituency In Lok Sabha 2014	Constituency In Lok Sabha 2009	Assets in Lok Sabha 2014 (Rs.)	Assets in Lok Sabha 2009 (Rs.)	Assets Increase (Rs.)	% Increase in Assets
165.	Rathwa Ramsingbhai Patalbhai	BJP	BJP	Gujarat	Chhota Udaipur	Chhota Udaipur	3,97,69,675 3 Crore+	1,05,01,785 1 Crore+	2,92,67,890 2 Crore+	279%
166.	Dhotre Sanjay Shyamrao	BJP	BJP	Maharashtra	Akola	Akola	4,85,01,735 4 Crore+	1,93,35,144 1 Crore+	2,91,66,591 2 Crore+	151%
167.	Dinsha Jhavarbhai Patel	INC	INC	Gujarat	Kheda	Kheda	5,22,07,873 5 Crore+	2,30,65,019 2 Crore+	2,91,42,854 2 Crore+	126%
168.	Gandhi selvan. S	DMK	DMK	Tamil Nadu	Namakkal	Namakkal	3,30,49,195 3 Crore+	40,70,482 40 Lacs+	2,89,78,713 2 Crore+	712%
169.	Chavan Harishchandra Deoram	BJP	BJP	Maharashtra	Dindori	Dindori	3,72,40,147 3 Crore+	85,15,581 85 Lacs+	2,87,24,566 2 Crore+	337%
170.	Bijoy Krishna Handique	INC	INC	Assam	Jorhat	Jorhat	4,33,78,685 4 Crore+	1,54,28,123 1 Crore+	2,79,50,562 2 Crore+	181%
171.	Kunwar Rewati Raman Singh Alias Mani	SP	SP	Uttar Pradesh	Allahabad	Allahabad	4,62,24,239 4 Crore+	1,86,40,164 1 Crore+	2,75,84,075 2 Crore+	148%
172.	Pralhad Joshi	BJP	BJP	Karnataka	Dharwad	Dharwad	4,19,79,658 4 Crore+	1,44,12,674 1 Crore+	2,75,66,984 2 Crore+	191%
173.	Mahabali Singh	JD(U)	JD(U)	Bihar	Karakat	Karakat	3,34,37,255 3 Crore+	61,94,257 61 Lacs+	2,72,42,998 2 Crore+	440%
174.	Shripad Yesso Naik	BJP	BJP	Goa	North Goa	North Goa	3,70,19,154 3 Crore+	98,97,462 98 Lacs+	2,71,21,692 2 Crore+	274%
175.	Venugopal. P. Dr.	AIADMK	ADMK	Tamil Nadu	Tiruvallur	Tiruvallur	2,86,43,502 2 Crore+	20,74,236 20 Lacs+	2,65,69,266 2 Crore+	1281%
176.	Suresh Kumar Shetkar	INC	INC	Telangana	Zahirabad	Zahirabad	2,94,58,057 2 Crore+	30,11,999 30 Lacs+	2,64,46,058 2 Crore+	878%
177.	Dinesh Trivedi	AITC	AITC	West Bengal	Barrackpur	Barrackpur	5,35,82,340 5 Crore+	2,72,03,930 2 Crore+	2,63,78,410 2 Crore+	97%
178.	Konakalla Narayana Rao	TDP	TDP	Andhra Pradesh	Machilipatnam	Machilipatnam	3,48,50,000 3 Crore+	86,16,000 86 Lacs+	2,62,34,000 2 Crore+	304%
179.	Anantkumar Hegde	BJP	BJP	Karnataka	Uttara Kan-nada	Uttara Kan-nada	3,23,67,360 3 Crore+	64,27,192 64 Lacs+	2,59,40,168 2 Crore+	404%
180.	Usha Verma	SP	SP	Uttar Pradesh	Hardoi	Hardoi	3,58,59,654 3 Crore+	1,01,11,699 1 Crore+	2,57,47,955 2 Crore+	255%
181.	Putul Kumari	BJP	IND	Bihar	Banka	Banka (Bye-Election On 24-06-2010)	5,80,28,261 5 Crore+	3,23,20,408 3 Crore+	2,57,07,853 2 Crore+	80%
182.	Wankhede Subhash Bapurao	SHIV SENA	SHIV SENA	Maharashtra	Hingoli	Hingoli	2,90,64,000 2 Crore+	34,88,000 34 Lacs+	2,55,76,000 2 Crore+	733%
183.	Dr. Sanjay Jayaswal	BJP	BJP	Bihar	Paschim Champaran	Paschim Champaran	3,59,41,299 3 Crore+	1,09,50,474 1 Crore+	2,49,90,825 2 Crore+	228%
184.	Sanjay Bhoi	INC	INC	Orissa	Bargarh	Bargarh	2,57,86,368 2 Crore+	17,00,000 17 Lacs+	2,40,86,368 2 Crore+	1417%

S.N.	Name	Party in Lok Sabha 2014	Party in Lok Sabha 2009	State In Lok Sabha 2014	Constituency In Lok Sabha 2014	Constituency In Lok Sabha 2009	Assets in Lok Sabha 2014 (Rs.)	Assets in Lok Sabha 2009 (Rs.)	Assets Increase (Rs.)	% Increase in Assets
185.	Jadhav Prataprao Ganpatrao	SHIV SENA	SHIV SENA	Maharashtra	Buldhana	Buldhana	3,60,33,147 3 Crore+	1,20,52,820 1 Crore+	2,39,80,327 2 Crore+	199%
186.	Dr.Murli Manohar Joshi	BJP	BJP	Uttar Pradesh	Kanpur	Varanasi	7,84,10,008 7 Crore+	5,44,75,345 5 Crore+	2,39,34,663 2 Crore+	44%
187.	Anand Prakash Pranjape	NCP	SHIV SENA	Maharashtra	Kalyan	Kalyan	3,59,20,212 3 Crore+	1,19,98,220 1 Crore+	2,39,21,992 2 Crore+	199%
188.	Paramjit Kaur Gulshan	SAD	SAD	Punjab	Faridkot	Faridkot	3,76,37,845 3 Crore+	1,42,08,609 1 Crore+	2,34,29,236 2 Crore+	165%
189.	Sabbam Hari	Jai Samai kyan dhra Party	INC	Andhra Pradesh	Visakhapatnam	Anakapalle	10,82,70,254 10 Crore+	8,50,32,286 8 Crore+	2,32,37,968 2 Crore+	27%
190.	H.D. Devegowda	JD(S)	JD(S)	Karnataka	Hassan	Hassan	4,27,21,242 4 Crore+	1,96,24,664 1 Crore+	2,30,96,578 2 Crore+	118%
191.	Mohinder Singh Kaypee	INC	INC	Punjab	Hoshiarpur	Jalandhar	7,06,07,263 7 Crore+	4,81,96,591 4 Crore+	2,24,10,672 2 Crore+	46%
192.	Anurag Singh Thakur	BJP	BJP	Himachal Pradesh	Hamirpur	Hamirpur	4,65,35,803 4 Crore+	2,41,50,103 2 Crore+	2,23,85,700 2 Crore+	93%
193.	Gaikwad Eknath Mahadeo	INC	INC	Maharashtra	Mumbai South Central	Mumbai South Central	2,44,41,410 2 Crore+	21,95,416 21 Lacs+	2,22,45,994 2 Crore+	1013%
194.	Sarvey Sathyanarayana	INC	INC	Andhra Pradesh	Malkajgiri	Malkajgiri	3,22,75,736 3 Crore+	1,01,12,521 1 Crore+	2,21,63,215 2 Crore+	219%
195.	Ashok Kumar	BSP	BSP	Uttar Pradesh	Misrikh	Misrikh	2,83,70,000 2 Crore+	62,21,049 62 Lacs+	2,21,48,951 2 Crore+	356%
196.	Raja, A.	DMK	DMK	Tamil Nadu	Nilgiris	Nilgiris	3,60,55,771 3 Crore+	1,42,51,669 1 Crore+	2,18,04,102 2 Crore+	153%
197.	Bhola Singh	BJP	BJP	Bihar	Begusarai	Nawada	2,52,48,102 2 Crore+	38,93,000 38 Lacs+	2,13,55,102 2 Crore+	549%
198.	Ajay Maken	INC	INC	NCT of Delhi	New Delhi	New Delhi	6,10,98,675 6 Crore+	4,01,48,040 4 Crore+	2,09,50,635 2 Crore+	52%
199.	Vijayan. A.K.S	DMK	DMK	Tamil Nadu	Nagapattinam	Nagapattinam	2,81,40,439 2 Crore+	72,05,000 72 Lacs+	2,09,35,439 2 Crore+	291%
200.	C. L. Ruala	INC	INC	Mizoram	Mizoram	Mizoram	2,57,33,421 2 Crore+	53,54,186 53 Lacs+	2,03,79,235 2 Crore+	381%
201.	Pashupati Nath Singh	BJP	BJP	Jharkhand	Dhanbad	Dhanbad	2,42,48,150 2 Crore+	39,43,516 39 Lacs+	2,03,04,634 2 Crore+	515%
202.	Sharief-Ud-Din Shariq	JKNC	JKN	Jammu & Kashmir	Baramulla	Baramulla	3,22,14,421 3 Crore+	1,19,55,000 1 Crore+	2,02,59,421 2 Crore+	169%
203.	Raghuvir Singh	INC	INC	Rajasthan	Udaipur	Udaipur	2,66,44,500 2 Crore+	67,53,883 67 Lacs+	1,98,90,617 1 Crore+	295%
204.	Kristappa Nimmala	TDP	TDP	Andhra Pradesh	Hindupur	Hindupur	3,57,93,637 3 Crore+	1,59,17,465 1 Crore+	1,98,76,172 1 Crore+	125%

S.N.	Name	Party in Lok Sabha 2014	Party in Lok Sabha 2009	State In Lok Sabha 2014	Constituency In Lok Sabha 2014	Constituency In Lok Sabha 2009	Assets in Lok Sabha 2014 (Rs.)	Assets in Lok Sabha 2009 (Rs.)	Assets Increase (Rs.)	% Increase in Assets
205.	K.C.Singh Baba	INC	INC	Uttarakhand	Nainital-Udhamsingh Nagar	Nainital-Udhamsingh Nagar	6,38,29,355 6 Crore+	4,39,87,049 4 Crore+	1,98,42,306 1 Crore+	45%
206.	P.C. Gad-digoudar	BJP	BJP	Karnataka	Bagalkot	Bagalkot	3,63,62,500 3 Crore+	1,67,62,000 1 Crore+	1,96,00,500 1 Crore+	117%
207.	Tufani	SP	SP	Uttar Pradesh	Machhlishahr	Machhlishahr	2,46,95,404 2 Crore+	53,36,133 53 Lacs+	1,93,59,271 1 Crore+	363%
208.	Dharmendra Yadav	SP	SP	Uttar Pradesh	Badaun	Badaun	2,49,87,715 2 Crore+	56,82,299 56 Lacs+	1,93,05,416 1 Crore+	340%
209.	Vishnudev Sai	BJP	BJP	Chhattisgarh	Raigarh	Raigarh	2,15,76,220 2 Crore+	23,02,000 23 Lacs+	1,92,74,220 1 Crore+	837%
210.	Muhammed Hamdullah Sayeed	INC	INC	Lakshadweep	Lakshadweep	Lakshadweep	4,01,92,946 4 Crore+	2,09,77,767 2 Crore+	1,92,15,179 1 Crore+	92%
211.	Jyoti Dhurve	BJP	BJP	Madhya Pradesh	Betul	Betul	2,62,32,000 2 Crore+	71,35,000 71 Lacs+	1,90,97,000 1 Crore+	268%
212.	Mahesh Joshi	INC	INC	Rajasthan	Jaipur	Jaipur	2,92,52,918 2 Crore+	1,03,88,500 1 Crore+	1,88,64,418 1 Crore+	182%
213.	Kirti Azad	BJP	BJP	Bihar	Darbhanga	Darbhanga	2,85,31,267 2 Crore+	97,89,047 97 Lacs+	1,87,42,220 1 Crore+	191%
214.	Dr. Kakali Ghoshdos-tidar	AITC	AITC	West Bengal	Barasat	Barasat	3,12,54,311 3 Crore+	1,25,76,309 1 Crore+	1,86,78,002 1 Crore+	149%
215.	Baliram Su-kur Jadhav	Bahujan Vikas Aaghadi	BVA	Maharashtra	Palghar	Palghar	2,08,41,211 2 Crore+	23,99,053 23 Lacs+	1,84,42,158 1 Crore+	769%
216.	Sisir Kumar Adhikari	AITC	AITC	West Bengal	Kantheni	Kantheni	1,94,98,381 1 Crore+	10,83,159 10 Lacs+	1,84,15,222 1 Crore+	1700%
217.	Tapas Paul	AITC	AITC	West Bengal	Krishnana-gar	Krishnana-gar	2,78,29,669 2 Crore+	96,14,227 96 Lacs+	1,82,15,442 1 Crore+	189%
218.	Radadiya Vithalbhair Hansrajbhair	BJP	BJP	Gujarat	Porbandar	PORBANDAR : BYE-ELECTION ON 2-06-2013	7,30,03,639 7 Crore+	5,48,17,025 5 Crore+	1,81,86,614 1 Crore+	33%
219.	Bal Kumar Patel Alias Rajkumar	SP	SP	Uttar Pradesh	Banda	Mirzapur	4,10,04,212 4 Crore+	2,29,78,000 2 Crore+	1,80,26,212 1 Crore+	78%
220.	Sudip Bandyopadhyay	AITC	AITC	West Bengal	Kolkata Uttar	Kolkata Uttar	2,20,86,278 2 Crore+	41,87,479 41 Lacs+	1,78,98,799 1 Crore+	427%
221.	Dr. Shashi Tharoor	INC	INC	Kerala	Thiruvananthapuram	Thiruvananthapuram	23,02,75,186 23 Crore+	21,24,42,472 21 Crore+	1,78,32,714 1 Crore+	8%
222.	Rakesh Singh Urf Ghanshyam Singh	BJP	BJP	Madhya Pradesh	Jabalpur	Jabalpur	2,65,64,889 2 Crore+	92,31,699 92 Lacs+	1,73,33,190 1 Crore+	188%
223.	Nikhil Kumar Choudhary	BJP	BJP	Bihar	Katihar	Katihar	2,52,25,976 2 Crore+	80,18,754 80 Lacs+	1,72,07,222 1 Crore+	215%
224.	Kantilal Bhuriya	INC	INC	Madhya Pradesh	Ratlam	Ratlam	4,76,90,241 4 Crore+	3,05,57,089 3 Crore+	1,71,33,152 1 Crore+	56%

S.N.	Name	Party in Lok Sabha 2014	Party in Lok Sabha 2009	State In Lok Sabha 2014	Constituency In Lok Sabha 2014	Constituency In Lok Sabha 2009	Assets in Lok Sabha 2014 (Rs.)	Assets in Lok Sabha 2009 (Rs.)	Assets Increase (Rs.)	% Increase in Assets
225.	Sultan Ahmed	AITC	AITC	West Bengal	Uluberia	Uluberia	2,27,92,936 2 Crore+	60,26,230 60 Lacs+	1,67,66,706 1 Crore+	278%
226.	Jose K Mani	Kerala Congress (M)	KEC (M)	Kerala	Kottayam	Kottayam	2,62,36,371 2 Crore+	96,51,729 96 Lacs+	1,65,84,642 1 Crore+	172%
227.	Ghanshyam Anuragi	SP	SP	Uttar Pradesh	Jalaun	Jalaun	2,28,97,258 2 Crore+	63,50,833 63 Lacs+	1,65,46,425 1 Crore+	261%
228.	Arvind Kumar Sharma	INC	INC	Haryana	Karnal	Karnal	3,54,28,444 3 Crore+	1,90,71,256 1 Crore+	1,63,57,188 1 Crore+	86%
229.	Killi Krupa Rani	INC	INC	Andhra Pradesh	Srikakulam	Srikakulam	3,47,05,308 3 Crore+	1,84,91,160 1 Crore+	1,62,14,148 1 Crore+	88%
230.	Sansuma Khunggur Bwiswmuthiary	IND	BOPF	Assam	Kokrajhar	Kokrajhar	2,11,17,979 2 Crore+	49,54,903 49 Lacs+	1,61,63,076 1 Crore+	326%
231.	Hemanand Biswal	INC	INC	Orissa	Sundargarh	Sundargarh	2,01,07,728 2 Crore+	39,65,226 39 Lacs+	1,61,42,502 1 Crore+	407%
232.	Taviyad Dr. Prabhaven Kishorsinh	INC	INC	Gujarat	Dahod	Dahod	2,27,78,000 2 Crore+	68,23,687 68 Lacs+	1,59,54,313 1 Crore+	234%
233.	Kuvarjibhai Mohanbhai Bavaliya	INC	INC	Gujarat	Rajkot	Rajkot	2,04,65,581 2 Crore+	45,60,852 45 Lacs+	1,59,04,729 1 Crore+	349%
234.	Ramesh Rathod	TDP	TDP	Telangana	Adilabad	Adilabad	1,91,40,000 1 Crore+	34,10,000 34 Lacs+	1,57,30,000 1 Crore+	461%
235.	Sanjay Dina Patil	NCP	NCP	Maharashtra	Mumbai North East	Mumbai North East	1,99,04,204 1 Crore+	43,23,503 43 Lacs+	1,55,80,701 1 Crore+	360%
236.	Arjun Ram Meghwal	BJP	BJP	Rajasthan	Bikaner	Bikaner	1,81,42,863 1 Crore+	25,63,467 25 Lacs+	1,55,79,396 1 Crore+	608%
237.	Pakaudi Lal Kol	SP	SP	Uttar Pradesh	Robertsganj	Robertsganj	1,72,78,483 1 Crore+	17,62,515 17 Lacs+	1,55,15,968 1 Crore+	880%
238.	Saugata Roy	AITC	AITC	West Bengal	Dum Dum	Dum Dum	1,94,52,011 1 Crore+	39,71,408 39 Lacs+	1,54,80,603 1 Crore+	390%
239.	Radha Mohan Singh	BJP	BJP	Bihar	Purvi Champaran	Purvi Champaran	2,25,58,073 2 Crore+	76,29,444 76 Lacs+	1,49,28,629 1 Crore+	196%
240.	Adsul Anandrao Vithoba	SHIV SENA	SHIV SENA	Maharashtra	Amravati	Amravati	3,25,96,257 3 Crore+	1,77,08,418 1 Crore+	1,48,87,839 1 Crore+	84%
241.	Dr. Girija Vyas	INC	INC	Rajasthan	Chittorgarh	Chittorgarh	2,35,85,480 2 Crore+	87,21,354 87 Lacs+	1,48,64,126 1 Crore+	170%
242.	R. Dhruvanarayana	INC	INC	Karnataka	Chamarajanagar	Chamarajanagar	3,15,19,950 3 Crore+	1,67,29,619 1 Crore+	1,47,90,331 1 Crore+	88%
243.	Smt. KaMP Patle	BJP	BJP	Chhattisgarh	Janjgir-Champa	Janjgir-Champa	1,82,24,350 1 Crore+	35,56,426 35 Lacs+	1,46,67,924 1 Crore+	412%
244.	Arjun Rai	JD(U)	JD(U)	Bihar	Sitamarhi	Sitamarhi	1,75,23,332 1 Crore+	29,07,146 29 Lacs+	1,46,16,186 1 Crore+	503%
245.	Rajen Gohain	BJP	BJP	Assam	Nowgong	Nowgong	2,47,36,544 2 Crore+	1,02,10,891 1 Crore+	1,45,25,653 1 Crore+	142%

S.N.	Name	Party in Lok Sabha 2014	Party in Lok Sabha 2009	State In Lok Sabha 2014	Constituency In Lok Sabha 2014	Constituency In Lok Sabha 2009	Assets in Lok Sabha 2014 (Rs.)	Assets in Lok Sabha 2009 (Rs.)	Assets Increase (Rs.)	% Increase in Assets
246.	Maheshwar Hazari	JD(U)	JD(U)	Bihar	Samastipur	Samastipur	2,14,64,499 2 Crore+	69,64,921 69 Lacs+	1,44,99,578 1 Crore+	208%
247.	Raj Nath Singh	BJP	BJP	Uttar Pradesh	Lucknow	Ghaziabad	2,92,40,729 2 Crore+	1,49,02,703 1 Crore+	1,43,38,026 1 Crore+	96%
248.	Chandu Lal Sahu (Chandu Bhaiya) S/O Late Puneen Ram	BJP	BJP	Chhattisgarh	Mahasamund	Mahasamund	2,08,79,652 2 Crore+	68,05,000 68 Lacs+	1,40,74,652 1 Crore+	207%
249.	Manickam Tagore	INC	INC	Tamil Nadu	Virudhunagar	Virudhunagar	1,72,92,470 1 Crore+	33,13,910 33 Lacs+	1,39,78,560 1 Crore+	422%
250.	Prem Das Rai	SDF	SDF	Sikkim	Sikkim	Sikkim	3,23,89,223 3 Crore+	1,85,03,294 1 Crore+	1,38,85,929 1 Crore+	75%
251.	Sriprakash Jaiswal	INC	INC	Uttar Pradesh	Kanpur	Kanpur	4,44,00,261 4 Crore+	3,07,67,980 3 Crore+	1,36,32,281 1 Crore+	44%
252.	Jagadanand Singh	RJD	RJD	Bihar	Buxar	Buxar	2,01,42,620 2 Crore+	65,65,488 65 Lacs+	1,35,77,132 1 Crore+	207%
253.	Anantha Venkata Rami Reddy	YSRCP	INC	Andhra Pradesh	Anantapur	Anantapur	2,63,01,000 2 Crore+	1,30,15,000 1 Crore+	1,32,86,000 1 Crore+	102%
254.	P.Kumar S/O Palanivel	AIADMK	ADMK	Tamil Nadu	Tiruchirappalli	Tiruchirappalli	1,85,22,597 1 Crore+	53,45,000 53 Lacs+	1,31,77,597 1 Crore+	247%
255.	Dr. Ramshankar Katheria	BJP	BJP	Uttar Pradesh	Agra	Agra	1,46,34,885 1 Crore+	15,11,000 15 Lacs+	1,31,23,885 1 Crore+	869%
256.	Mukul Wasnik	INC	INC	Maharashtra	Ramtek	Ramtek	1,61,19,417 1 Crore+	31,11,932 31 Lacs+	1,30,07,485 1 Crore+	418%
257.	Thamaraiselvan.R	DMK	DMK	Tamil Nadu	Dharmapuri	Dharmapuri	1,67,22,502 1 Crore+	38,67,546 38 Lacs+	1,28,54,956 1 Crore+	332%
258.	E. T. Mohammed Basheer	IUML	MUL	Kerala	Ponnani	Ponnani	1,32,16,259 1 Crore+	6,05,855 6 Lacs+	1,26,10,404 1 Crore+	2081%
259.	Abdul Mannan Hossain	INC	INC	West Bengal	Murshidabad	Murshidabad	1,38,46,286 1 Crore+	17,09,788 17 Lacs+	1,21,36,498 1 Crore+	710%
260.	Prasanna Kumar Patasani,	BJD	BJD	Orissa	Bhubaneswar	Bhubaneswar	1,35,57,443 1 Crore+	14,77,178 14 Lacs+	1,20,80,265 1 Crore+	818%
261.	Raghuvansh Prasad Singh	RJD	RJD	Bihar	Vaishali	Vaishali	1,80,95,679 1 Crore+	61,69,238 61 Lacs+	1,19,26,441 1 Crore+	193%
262.	P C Chacko	INC	INC	Kerala	Chalakydy	Thrissur	2,80,00,209 2 Crore+	1,63,35,679 1 Crore+	1,16,64,530 1 Crore+	71%
263.	Sidhant Mohapatra	BJD	BJD	Orissa	Berhampur	Berhampur	1,64,62,430 1 Crore+	48,28,474 48 Lacs+	1,16,33,956 1 Crore+	241%
264.	Kodikunnil Suresh	INC	INC	Kerala	Mavelikkara	Mavelikkara	1,32,51,330 1 Crore+	16,52,747 16 Lacs+	1,15,98,583 1 Crore+	702%
265.	Dineshchandra Yadav	JD(U)	JD(U)	Bihar	Khagaria	Khagaria	1,76,68,299 1 Crore+	63,05,253 63 Lacs+	1,13,63,046 1 Crore+	180%

S.N.	Name	Party in Lok Sabha 2014	Party in Lok Sabha 2009	State In Lok Sabha 2014	Constituency In Lok Sabha 2014	Constituency In Lok Sabha 2009	Assets in Lok Sabha 2014 (Rs.)	Assets in Lok Sabha 2009 (Rs.)	Assets Increase (Rs.)	% Increase in Assets
266.	Muttemwar Vilasrao Baburao	INC	INC	Maharashtra	Nagpur	Nagpur	2,63,82,690 2 Crore+	1,53,02,294 1 Crore+	1,10,80,396 1 Crore+	72%
267.	Pradeep Kumar Jain	INC	INC	Uttar Pradesh	Jhansi	Jhansi	1,42,53,928 1 Crore+	33,43,719 33 Lacs+	1,09,10,209 1 Crore+	326%
268.	Gavit Manikrao Hodlya	INC	INC	Maharashtra	Nandurbar	Nandurbar	5,18,33,563 5 Crore+	4,10,64,753 4 Crore+	1,07,68,810 1 Crore+	26%
269.	Sumitra Mahajan	BJP	BJP	Madhya Pradesh	Indore	Indore	1,87,32,234 1 Crore+	79,74,006 79 Lacs+	1,07,58,228 1 Crore+	135%
270.	Smt. Bijoya Chakraborty	BJP	BJP	Assam	Gauhati	Gauhati	1,25,74,493 1 Crore+	18,70,000 18 Lacs+	1,07,04,493 1 Crore+	572%
271.	Chitthan N.S.V	INC	INC	Tamil Nadu	Dindigul	Dindigul	2,76,49,207 2 Crore+	1,70,35,764 1 Crore+	1,06,13,443 1 Crore+	62%
272.	Pradeep Tamta	INC	INC	Uttarakhand	Almora	Almora	1,21,93,759 1 Crore+	15,90,000 15 Lacs+	1,06,03,759 1 Crore+	667%
273.	Rajan Sushant	AAP	BJP	Himachal Pradesh	Kangra	Kangra	2,14,27,036 2 Crore+	1,10,24,873 1 Crore+	1,04,02,163 1 Crore+	94%
274.	Madam Vikrambhai Arjanbhai	INC	INC	Gujarat	Jamnagar	Jamnagar	2,59,46,450 2 Crore+	1,55,90,109 1 Crore+	1,03,56,341 1 Crore+	66%
275.	Baidhnath Prasad Mahto	JD(U)	JD(U)	Bihar	Valmiki Nagar	Valmiki Nagar	1,47,21,287 1 Crore+	44,28,802 44 Lacs+	1,02,92,485 1 Crore+	232%
276.	Biren Singh Engti	INC	INC	Assam	Autonomous District	Autonomous District	3,53,67,390 3 Crore+	2,52,97,068 2 Crore+	1,00,70,322 1 Crore+	40%
277.	Patel Jayshreeben Kanubhai	BJP	BJP	Gujarat	Mahesana	Mahesana	1,32,78,493 1 Crore+	33,43,068 33 Lacs+	99,35,425 99 Lacs+	297%
278.	Ratna De	AITC	AITC	West Bengal	Hooghly	Hooghly	1,86,17,758 1 Crore+	87,30,448 87 Lacs+	98,87,310 98 Lacs+	113%
279.	Viswanathan P	INC	INC	Tamil Nadu	Kancheepuram	Kancheepuram	1,54,47,693 1 Crore+	56,85,495 56 Lacs+	97,62,198 97 Lacs+	172%
280.	Ravneet Singh Bittu	INC	INC	Punjab	Ludhiana	Anandpur Sahib	3,15,09,170 3 Crore+	2,18,21,443 2 Crore+	96,87,727 96 Lacs+	44%
281.	Narayan Singh	INC	INC	Madhya Pradesh	Rajgarh	Rajgarh	1,34,92,052 1 Crore+	38,08,133 38 Lacs+	96,83,919 96 Lacs+	254%
282.	Ram Kishun	SP	SP	Uttar Pradesh	Chandauli	Chandauli	1,41,87,159 1 Crore+	46,72,785 46 Lacs+	95,14,374 95 Lacs+	204%
283.	Comando Kamal Kishor	INC	INC	Uttar Pradesh	Bahraich	Bahraich	1,08,62,277 1 Crore+	13,73,495 13 Lacs+	94,88,782 94 Lacs+	691%
284.	Dhanapalan	INC	INC	Kerala	Thrissur	Chalakydy	1,24,35,866 1 Crore+	29,54,364 29 Lacs+	94,81,502 94 Lacs+	321%
285.	K C Venugopal	INC	INC	Kerala	Alappuzha	Alappuzha	1,28,56,075 1 Crore+	35,33,704 35 Lacs+	93,22,371 93 Lacs+	264%
286.	Kaiser Jahan	BSP	BSP	Uttar Pradesh	Sitapur	Sitapur	1,55,91,045 1 Crore+	65,53,956 65 Lacs+	90,37,089 90 Lacs+	138%

S.N.	Name	Party in Lok Sabha 2014	Party in Lok Sabha 2009	State In Lok Sabha 2014	Constituency In Lok Sabha 2014	Constituency In Lok Sabha 2009	Assets in Lok Sabha 2014 (Rs.)	Assets in Lok Sabha 2009 (Rs.)	Assets Increase (Rs.)	% Increase in Assets
287.	Jardosh Darshnaben Vikrambhai	BJP	BJP	Gujarat	Surat	Surat	1,80,38,444 1 Crore+	90,21,338 90 Lacs+	90,17,106 90 Lacs+	100%
288.	Sk. Saidul Haque	CPI(M)	CPI (M)	West Bengal	Bardhaman-Durgapur	Bardhaman-Durgapur	1,13,95,974 1 Crore+	24,14,520 24 Lacs+	89,81,454 89 Lacs+	372%
289.	Naramalli Sivaprasad	TDP	TDP	Andhra Pradesh	Chittoor	Chittoor	1,48,78,003 1 Crore+	60,11,000 60 Lacs+	88,67,003 88 Lacs+	148%
290.	A Sampath	CPI(M)	CPI (M)	Kerala	Attingal	Attingal	1,77,91,149 1 Crore+	89,99,000 89 Lacs+	87,92,149 87 Lacs+	98%
291.	Hari Manjhi	BJP	BJP	Bihar	Gaya	Gaya	1,01,84,120 1 Crore+	14,71,374 14 Lacs+	87,12,746 87 Lacs+	592%
292.	Pratibha Singh	INC	INC	Himachal Pradesh	Mandi	Mandi : Bye-Election On 23-06-2013	34,82,10,305 34 Crore+	33,96,91,100 33 Crore+	85,19,205 85 Lacs+	3%
293.	Ismail Hus-sain	INC	INC	Assam	Barpeta	Barpeta	1,84,15,063 1 Crore+	99,31,726 99 Lacs+	84,83,337 84 Lacs+	85%
294.	Manohar Tirkey	Revolutionary Socialist Party	RSP	West Bengal	Alipurduars	Alipurduars	1,05,94,756 1 Crore+	23,58,725 23 Lacs+	82,36,031 82 Lacs+	349%
295.	Brij Bhusan Sharan Singh	BJP	SP	Uttar Pradesh	Kaiserganj	Kaiserganj	6,16,96,767 6 Crore+	5,35,37,885 5 Crore+	81,58,882 81 Lacs+	15%
296.	Dr. Solanki Kiritbhai Premjibhai	BJP	BJP	Gujarat	Ahmedabad West	Ahmedabad West	3,40,85,266 3 Crore+	2,61,22,439 2 Crore+	79,62,827 79 Lacs+	30%
297.	Narendra Singh Tomar	BJP	BJP	Madhya Pradesh	Gwalior	Morena	1,14,12,622 1 Crore+	34,53,203 34 Lacs+	79,59,419 79 Lacs+	230%
298.	E. Ahamed	IUML	MUL	Kerala	Malap-puram	Malap-puram	1,18,18,952 1 Crore+	38,87,709 38 Lacs+	79,31,243 79 Lacs+	204%
299.	Mausam Noor	INC	INC	West Bengal	Maldaha Uttar	Maldaha Uttar	97,78,222 97 Lacs+	18,47,359 18 Lacs+	79,30,863 79 Lacs+	429%
300.	Mahendra Kumar Roy	CPI(M)	CPI (M)	West Bengal	Jalpaiguri	Jalpaiguri	1,06,95,976 1 Crore+	28,78,591 28 Lacs+	78,17,385 78 Lacs+	272%
301.	Kishanbhai Vestabhai Patel	INC	INC	Gujarat	Valsad	Valsad	92,72,641 92 Lacs+	15,20,245 15 Lacs+	77,52,396 77 Lacs+	510%
302.	Rama subbu.S.S	INC	INC	Tamil Nadu	Tirunelveli	Tirunelveli	4,24,08,738 4 Crore+	3,47,06,447 3 Crore+	77,02,291 77 Lacs+	22%
303.	Raju Shetty	Swab-himani Paksha	SWP	Maharashtra	Hatkanangle	Hatkanangle	98,96,221 98 Lacs+	22,53,785 22 Lacs+	76,42,436 76 Lacs+	339%
304.	Ahir Hansraj Gangaram	BJP	BJP	Maharashtra	Chandrapur	Chandrapur	1,55,48,000 1 Crore+	80,84,050 80 Lacs+	74,63,950 74 Lacs+	92%
305.	Sachin Pilot	INC	INC	Rajasthan	Ajmer	Ajmer	5,39,34,000 5 Crore+	4,64,89,558 4 Crore+	74,44,442 74 Lacs+	16%
306.	Dr. Pulin Bihari Baske	CPI(M)	CPI (M)	West Bengal	Jhargram	Jhargram	87,49,410 87 Lacs+	14,84,298 14 Lacs+	72,65,112 72 Lacs+	489%

S.N.	Name	Party in Lok Sabha 2014	Party in Lok Sabha 2009	State In Lok Sabha 2014	Constituency In Lok Sabha 2014	Constituency In Lok Sabha 2009	Assets in Lok Sabha 2014 (Rs.)	Assets in Lok Sabha 2009 (Rs.)	Assets Increase (Rs.)	% Increase in Assets
307.	Ramen Deka	BJP	BJP	Assam	Mangaldoi	Mangaldoi	1,47,82,357 1 Crore+	75,79,967 75 Lacs+	72,02,390 72 Lacs+	95%
308.	Madan Lal Sharma	INC	INC	Jammu & Kashmir	Jammu	Jammu	1,88,43,802 1 Crore+	1,18,82,734 1 Crore+	69,61,068 69 Lacs+	59%
309.	Prabhu Nath Singh	RJD	RJD	Bihar	Maharajganj	MAHARAJGANJ : BYE-ELECTION ON 2-06-2013	3,13,80,728 3 Crore+	2,44,41,000 2 Crore+	69,39,728 69 Lacs+	28%
310.	Thirumaavalavan	Viduthalai Chiruthaigal Katchi	VCK	Tamil Nadu	Chidambaram	Chidambaram	91,95,241 91 Lacs+	23,47,700 23 Lacs+	68,47,541 68 Lacs+	292%
311.	Kamlesh	SP	SP	Uttar Pradesh	Bulandshahr	Bulandshahr	75,93,541 75 Lacs+	8,44,005 8 Lacs+	67,49,536 67 Lacs+	800%
312.	Lalit Mohon Suklabaidya	INC	INC	Assam	Karimganj	Karimganj	1,13,28,972 1 Crore+	46,44,049 46 Lacs+	66,84,923 66 Lacs+	144%
313.	Rajendra Agarwal	BJP	BJP	Uttar Pradesh	Meerut	Meerut	88,03,517 88 Lacs+	21,21,825 21 Lacs+	66,81,692 66 Lacs+	315%
314.	Deepa Das-munsi	INC	INC	West Bengal	Raiganj	Raiganj	1,91,63,081 1 Crore+	1,25,14,145 1 Crore+	66,48,936 66 Lacs+	53%
315.	Divya Spandana Uruf Ramya	INC	INC	Karnataka	Mandya	MANDYA : BYE- ELECTION ON 21-08-2013	2,80,43,931 2 Crore+	2,15,92,976 2 Crore+	64,50,955 64 Lacs+	30%
316.	Sk Nurul Islam	AITC	AITC	West Bengal	Jangipur	Basirhat	74,89,730 74 Lacs+	11,55,500 11 Lacs+	63,34,230 63 Lacs+	548%
317.	Dr. Virendra Kumar	BJP	BJP	Madhya Pradesh	Tikamgarh	Tikamgarh	87,64,635 87 Lacs+	25,51,466 25 Lacs+	62,13,169 62 Lacs+	244%
318.	Prem Das	SP	SP	Uttar Pradesh	Etawah	Etawah	1,04,27,522 1 Crore+	42,28,828 42 Lacs+	61,98,694 61 Lacs+	147%
319.	Pradeep Kumar Majhi	INC	INC	Orissa	Nabarangpur	Nabarangpur	69,78,000 69 Lacs+	8,50,000 8 Lacs+	61,28,000 61 Lacs+	721%
320.	Alagiri.S	INC	INC	Tamil Nadu	Cuddalore	Cuddalore	1,79,18,014 1 Crore+	1,18,66,846 1 Crore+	60,51,168 60 Lacs+	51%
321.	P L Punia	INC	INC	Uttar Pradesh	Barabanki	Barabanki	2,00,81,069 2 Crore+	1,40,47,833 1 Crore+	60,33,236 60 Lacs+	43%
322.	Sudarshan Bhagat	BJP	BJP	Jharkhand	Lohardaga	Lohardaga	90,31,009 90 Lacs+	30,93,207 30 Lacs+	59,37,802 59 Lacs+	192%
323.	Bhakta Charan Das	INC	INC	Orissa	Kalahandi	Kalahandi	1,15,16,583 1 Crore+	55,82,100 55 Lacs+	59,34,483 59 Lacs+	106%
324.	Chinta Mohan	INC	INC	Andhra Pradesh	Tirupati	Tirupati	1,14,33,300 1 Crore+	55,12,900 55 Lacs+	59,20,400 59 Lacs+	107%
325.	Mullappally Ramachandran	INC	INC	Kerala	Vadakara	Vadakara	92,25,000 92 Lacs+	33,16,300 33 Lacs+	59,08,700 59 Lacs+	178%

S.N.	Name	Party in Lok Sabha 2014	Party in Lok Sabha 2009	State In Lok Sabha 2014	Constituency In Lok Sabha 2014	Constituency In Lok Sabha 2009	Assets in Lok Sabha 2014 (Rs.)	Assets in Lok Sabha 2009 (Rs.)	Assets Increase (Rs.)	% Increase in Assets
326.	Saktimohan Malik	CPI(M)	CPI (M)	West Bengal	Arambag	Arambag	82,92,881 82 Lacs+	24,15,310 24 Lacs+	58,77,571 58 Lacs+	243%
327.	Mirza Mehboob Beg	JKNC	JKN	Jammu & Kashmir	Anantnag	Anantnag	1,07,10,000 1 Crore+	48,50,000 48 Lacs+	58,60,000 58 Lacs+	121%
328.	Dr Safiq Ur Rahman Barq	SP	BSP	Uttar Pradesh	Sambhal	Sambhal	1,28,83,691 1 Crore+	70,59,763 70 Lacs+	58,23,928 58 Lacs+	82%
329.	Shrikanta Kumar Jena	INC	INC	Orissa	Balasore	Balasore	1,17,29,649 1 Crore+	59,79,551 59 Lacs+	57,50,098 57 Lacs+	96%
330.	Dinesh Kashyap	BJP	BJP	Chhattisgarh	Bastar	BASTAR:BYE-ELECTION ON 08-05-2011	1,61,08,199 1 Crore+	1,05,66,068 1 Crore+	55,42,131 55 Lacs+	52%
331.	Adityanath	BJP	BJP	Uttar Pradesh	Gorakhpur	Gorakhpur	72,17,674 72 Lacs+	21,82,212 21 Lacs+	50,35,462 50 Lacs+	231%
332.	Prasun Banerjee	AITC	AITC	West Bengal	Howrah	Howrah : Bye-Election On 2-06-2013	1,00,41,098 1 Crore+	50,68,000 50 Lacs+	49,73,098 49 Lacs+	98%
333.	Babulal Marandi	JVM(P)	JVM	Jharkhand	Dumka	Kodarma	69,74,656 69 Lacs+	21,37,675 21 Lacs+	48,36,981 48 Lacs+	226%
334.	Annayyagari Sai Prathap	INC	INC	Andhra Pradesh	Rajampet	Rajampet	1,10,11,974 1 Crore+	62,33,245 62 Lacs+	47,78,729 47 Lacs+	77%
335.	M .K Raghavan	INC	INC	Kerala	Kozhikode	Kozhikode	61,64,901 61 Lacs+	14,09,694 14 Lacs+	47,55,207 47 Lacs+	337%
336.	Kaushlendra Kumar	JD(U)	JD(U)	Bihar	Nalanda	Nalanda	1,18,12,717 1 Crore+	71,33,058 71 Lacs+	46,79,659 46 Lacs+	66%
337.	Rajaram Pal	INC	INC	Uttar Pradesh	Akbarpur	Akbarpur	88,88,279 88 Lacs+	44,00,000 44 Lacs+	44,88,279 44 Lacs+	102%
338.	Bishnu Pada Ray	BJP	BJP	Andaman & Nicobar Islands	Andaman & Nicobar Islands	Andaman & Nicobar Islands	56,58,980 56 Lacs+	12,41,034 12 Lacs+	44,17,946 44 Lacs+	356%
339.	Thangso Baite	INC	INC	Manipur	Outer Manipur	Outer Manipur	59,47,000 59 Lacs+	17,78,418 17 Lacs+	41,68,582 41 Lacs+	234%
340.	Kabindra Purkayastha	BJP	BJP	Assam	Silchar	Silchar	62,36,945 62 Lacs+	20,98,543 20 Lacs+	41,38,402 41 Lacs+	197%
341.	Mansukhbhai Dhanjibhai Vasava	BJP	BJP	Gujarat	Bharuch	Bharuch	65,71,062 65 Lacs+	24,41,000 24 Lacs+	41,30,062 41 Lacs+	169%
342.	Vijaya Harsha Kumar Geddam	Jai Samai kyan dhra Party	INC	Andhra Pradesh	Amalapuram	Amalapuram	1,13,84,157 1 Crore+	72,89,000 72 Lacs+	40,95,157 40 Lacs+	56%
343.	Pradeep Kumar Singh	BJP	BJP	Bihar	Araria	Araria	42,91,479 42 Lacs+	2,57,014 2 Lacs+	40,34,465 40 Lacs+	1570%
344.	Anto Antony	INC	INC	Kerala	Pathanamthitta	Pathanamthitta	54,10,884 54 Lacs+	14,24,205 14 Lacs+	39,86,679 39 Lacs+	280%

S.N.	Name	Party in Lok Sabha 2014	Party in Lok Sabha 2009	State In Lok Sabha 2014	Constituency In Lok Sabha 2014	Constituency In Lok Sabha 2009	Assets in Lok Sabha 2014 (Rs.)	Assets in Lok Sabha 2009 (Rs.)	Assets Increase (Rs.)	% Increase in Assets
345.	Ram Sundar Das	JD(U)	JD(U)	Bihar	Hajipur	Hajipur	67,48,748 67 Lacs+	27,96,489 27 Lacs+	39,52,259 39 Lacs+	141%
346.	Harish Chaudhary	INC	INC	Rajasthan	Barmer	Barmer	88,22,577 88 Lacs+	49,53,849 49 Lacs+	38,68,728 38 Lacs+	78%
347.	Abhijit Mukherjee	INC	INC	West Bengal	Jangipur	Jangipur	6,30,14,502 6 Crore+	5,92,84,239 5 Crore+	37,30,263 37 Lacs+	6%
348.	Bansa Gopal Choudhury	CPI(M)	CPI(M)	West Bengal	Asansol	Asansol	51,30,571 51 Lacs+	14,23,763 14 Lacs+	37,06,808 37 Lacs+	260%
349.	R. K. Singh Patel	BSP	SP	Uttar Pradesh	Banda	Banda	3,77,92,491 3 Crore+	3,41,07,955 3 Crore+	36,84,536 36 Lacs+	11%
350.	Ramakant Yadav	BJP	BJP	Uttar Pradesh	Azamgarh	Azamgarh	2,81,45,423 2 Crore+	2,44,94,000 2 Crore+	36,51,423 36 Lacs+	15%
351.	M B Rajesh	CPI(M)	CPI(M)	Kerala	Palakkad	Palakkad	46,76,316 46 Lacs+	11,05,474 11 Lacs+	35,70,842 35 Lacs+	323%
352.	Meenakshi Natarajan	INC	INC	Madhya Pradesh	Mandsour	Mandsour	46,82,146 46 Lacs+	11,26,966 11 Lacs+	35,55,180 35 Lacs+	315%
353.	Prabodh Panda	CPI	CPI	West Bengal	Medinipur	Medinipur	56,51,726 56 Lacs+	22,30,746 22 Lacs+	34,20,980 34 Lacs+	153%
354.	Nalin Kumar Katil	BJP	BJP	Karnataka	Dakshina Kannada	Dakshina Kannada	87,89,001 87 Lacs+	53,91,279 53 Lacs+	33,97,722 33 Lacs+	63%
355.	Chaudhry Haribhai Parthibhai	BJP	BJP	Gujarat	Banaskantha	BANASKANTHA : BYE-ELECTION ON 2-06-2013	1,57,73,564 1 Crore+	1,24,18,563 1 Crore+	33,55,001 33 Lacs+	27%
356.	M I Shanavas	INC	INC	Kerala	Wayanad	Wayanad	2,71,22,055 2 Crore+	2,39,04,424 2 Crore+	32,17,631 32 Lacs+	13%
357.	Chauhan Prabhatsinh Pratapsinh	BJP	BJP	Gujarat	Panchmahal	Panchmahal	1,04,64,000 1 Crore+	72,55,000 72 Lacs+	32,09,000 32 Lacs+	44%
358.	Ganesha Murthi.A	MDMK	MDMK	Tamil Nadu	Erode	Erode	2,98,56,503 2 Crore+	2,67,29,518 2 Crore+	31,26,985 31 Lacs+	12%
359.	Sushree Saroj Pandey	BJP	BJP	Chhattisgarh	Durg	Durg	32,00,925 32 Lacs+	3,79,787 3 Lacs+	28,21,138 28 Lacs+	743%
360.	Abu Hasem Kahn Chowdhury	INC	INC	West Bengal	Maldaha Dakshin	Maldaha Dakshin	1,15,60,825 1 Crore+	87,82,797 87 Lacs+	27,78,028 27 Lacs+	32%
361.	P.K.Biju	CPI(M)	CPI(M)	Kerala	Alathur	Alathur	32,31,047 32 Lacs+	4,61,000 4 Lacs+	27,70,047 27 Lacs+	601%
362.	Nirmal Khatri	INC	INC	Uttar Pradesh	Faizabad	Faizabad	93,64,711 93 Lacs+	66,70,000 66 Lacs+	26,94,711 26 Lacs+	40%
363.	Basudeb Acharia	CPI(M)	CPI(M)	West Bengal	Bankura	Bankura	59,12,120 59 Lacs+	32,49,037 32 Lacs+	26,63,083 26 Lacs+	82%
364.	Ponnam Prabhakar	INC	INC	Telangana	Karimnagar	Karimnagar	38,06,747 38 Lacs+	12,87,000 12 Lacs+	25,19,747 25 Lacs+	196%
365.	Natarajan, P.R.	CPI(M)	CPI(M)	Tamil Nadu	Coimbatore	Coimbatore	41,26,060 41 Lacs+	17,67,722 17 Lacs+	23,58,338 23 Lacs+	133%

S.N.	Name	Party in Lok Sabha 2014	Party in Lok Sabha 2009	State In Lok Sabha 2014	Constituency In Lok Sabha 2014	Constituency In Lok Sabha 2009	Assets in Lok Sabha 2014 (Rs.)	Assets in Lok Sabha 2009 (Rs.)	Assets Increase (Rs.)	% Increase in Assets
366.	Joseph Toppo	AGP	AGP	Assam	Tezpur	Tezpur	32,89,490 32 Lacs+	9,36,292 9 Lacs+	23,53,198 23 Lacs+	251%
367.	Choudhury Mohan Jatua	AITC	AITC	West Bengal	Mathurapur	Mathurapur	48,57,752 48 Lacs+	25,85,000 25 Lacs+	22,72,752 22 Lacs+	88%
368.	Dr. Thokchom Meinya	INC	INC	Manipur	Inner Manipur	Inner Manipur	38,25,200 38 Lacs+	16,39,200 16 Lacs+	21,86,000 21 Lacs+	133%
369.	Subrata Bakshi	AITC	AITC	West Bengal	Kolkata Dakshin	Kolkata Dakshin : Bye-Election On 16-11-2011	1,02,65,428 1 Crore+	80,86,295 80 Lacs+	21,79,133 21 Lacs+	27%
370.	Adagooru H Vishwanath	INC	INC	Karnataka	Mysore	Mysore	3,01,87,177 3 Crore+	2,82,91,172 2 Crore+	18,96,005 18 Lacs+	7%
371.	Virender Kashyap	BJP	BJP	Himachal Pradesh	Shimla	Shimla	52,28,095 52 Lacs+	34,34,928 34 Lacs+	17,93,167 17 Lacs+	52%
372.	Suwendu Adhikari	AITC	AITC	West Bengal	Tamluk	Tamluk	64,80,767 64 Lacs+	47,51,934 47 Lacs+	17,28,833 17 Lacs+	36%
373.	Karia Munda	BJP	BJP	Jharkhand	Khunti	Khunti	74,74,796 74 Lacs+	59,89,638 59 Lacs+	14,85,158 14 Lacs+	25%
374.	Bibhu Prasad Tarai	INC	CPI	Orissa	Jagatsinghpur	Jagatsinghpur	57,56,318 57 Lacs+	44,60,251 44 Lacs+	12,96,067 12 Lacs+	29%
375.	Lingam.P	CPI	CPI	Tamil Nadu	Tenkasi	Tenkasi	14,07,450 14 Lacs+	1,59,365 1 Lacs+	12,48,085 12 Lacs+	783%
376.	Kameshwar Baitha	AITC	JMM	Jharkhand	Palamau	Palamau	18,08,000 18 Lacs+	5,70,000 5 Lacs+	12,38,000 12 Lacs+	217%
377.	Dr. Tarun Mandal	SUCI(C)	IND	West Bengal	Jaynagar	Jaynagar	30,57,022 30 Lacs+	18,56,636 18 Lacs+	12,00,386 12 Lacs+	65%
378.	Ram Chandra Dome	CPI(M)	CPI(M)	West Bengal	Bolpur	Bolpur	18,78,460 18 Lacs+	7,39,396 7 Lacs+	11,39,064 11 Lacs+	154%
379.	Mohammad Asrarul Haque	INC	INC	Bihar	Kishanganj	Kishanganj	46,16,629 46 Lacs+	36,46,860 36 Lacs+	9,69,769 9 Lacs+	27%
380.	Zafar Ali Naqvi	INC	INC	Uttar Pradesh	Kheri	Kheri	46,99,334 46 Lacs+	39,79,881 39 Lacs+	7,19,453 7 Lacs+	18%
381.	Susmita Bauri	CPI(M)	CPI(M)	West Bengal	Bishnupur	Bishnupur	17,19,402 17 Lacs+	10,78,000 10 Lacs+	6,41,402 6 Lacs+	59%
382.	Gopal Singh Shekhawat	INC	INC	Rajasthan	Rajsamand	Rajsamand	41,57,012 41 Lacs+	41,06,255 41 Lacs+	50,757 50 Thou+	1%
383.	Narahari Mahato	AIFB	AIFB	West Bengal	Purulia	Purulia	25,14,936 25 Lacs+	30,86,000 30 Lacs+	-5,71,064	-19%
384.	Om Prakash Yadav	BJP	IND	Bihar	Siwan	Siwan	22,13,023 22 Lacs+	30,32,500 30 Lacs+	-8,19,477	-27%
385.	Ashwamedh Devi	JD(U)	JD(U)	Bihar	Ujiarpur	Ujiarpur	89,16,714 89 Lacs+	1,05,36,274 1 Crore+	-16,19,560	-15%
386.	M.Anjan Kumar Yadav	INC	INC	Telangana	Secunderabad	Secunderabad	1,86,30,800 1 Crore+	2,06,20,697 2 Crore+	-19,89,897	-10%
387.	K.V. Thomas	INC	INC	Kerala	Ernakulam	Ernakulam	1,18,48,550 1 Crore+	1,50,41,664 1 Crore+	-31,93,114	-21%

S.N.	Name	Party in Lok Sabha 2014	Party in Lok Sabha 2009	State In Lok Sabha 2014	Constituency In Lok Sabha 2014	Constituency In Lok Sabha 2009	Assets in Lok Sabha 2014 (Rs.)	Assets in Lok Sabha 2009 (Rs.)	Assets Increase (Rs.)	% Increase in Assets
388.	Janardhana Swamy	BJP	BJP	Karnataka	Chitradurga	Chitradurga	1,92,10,602 1 Crore+	2,28,36,000 2 Crore+	-36,25,398	-16%
389.	Arjun Charan Sethi	BJD	BJD	Orissa	Bhadrak	Bhadrak	67,30,000 67 Lacs+	1,10,61,000 1 Crore+	-43,31,000	-39%
390.	Kotla Jaya Surya Prakash Reddy	INC	INC	Andhra Pradesh	Kurnool	Kurnool	4,81,82,614 4 Crore+	5,37,19,195 5 Crore+	-55,36,581	-10%
391.	P Karuna-karan	CPI(M)	CPI (M)	Kerala	Kasaragod	Kasaragod	59,00,345 59 Lacs+	1,78,23,645 1 Crore+	-1,19,23,300	-67%
392.	Praveen Singh Aron	INC	INC	Uttar Pradesh	Bareilly	Bareilly	27,45,76,248 27 Crore+	28,80,19,293 28 Crore+	-1,34,43,045	-5%
393.	Ninong Ering	INC	INC	Arunachal Pradesh	Arunachal East	Arunachal East	8,80,65,000 8 Crore+	10,43,20,000 10 Crore+	-1,62,55,000	-16%
394.	Jagdambika Pal	BJP	INC	Uttar Pradesh	Domariyaganj	Domariyaganj	1,78,22,082 1 Crore+	4,97,20,730 4 Crore+	-3,18,98,648	-64%
395.	Kishore Chandra Suryanarayana Deo Vyriherla	INC	INC	Andhra Pradesh	Araku	Araku	4,15,03,500 4 Crore+	24,74,10,000 24 Crore+	-20,59,06,500	-83%
396.	Rajkumari Ratna Singh	INC	INC	Uttar Pradesh	Pratapgarh	Pratapgarh	18,21,86,713 18 Crore+	67,82,70,725 67 Crore+	-49,60,84,012	-73%

Table 5-3: Asset comparison for re-contesting MPs (Sort by Asset Increase in Rs)

*There could be assets for which the candidate might not have disclosed the value in 2014 or in the affidavit from the previous election

Comparison of Financial Details Declared by Re-elected MPs

National Election Watch and Association for Democratic Reforms (ADR) have analysed the self-sworn affidavits of 165 re-elected MPs out of a total of 168 Members of Parliament who have been re-elected in the Lok Sabha 2014 elections. The rest of the MPs were not analysed due to unclear/incomplete affidavits uploaded on the ECI website at the time of making of this report.

- **MPs Elected Again:** National Election Watch and Association for Democratic Reforms (ADR) analysed the affidavits of 165 MPs who were elected again in the 2014 Lok Sabha Elections.
- **Average Assets in 2009:** The average assets of these 165 re-elected MPs fielded by various parties in 2009 was Rs 5.38 crores.

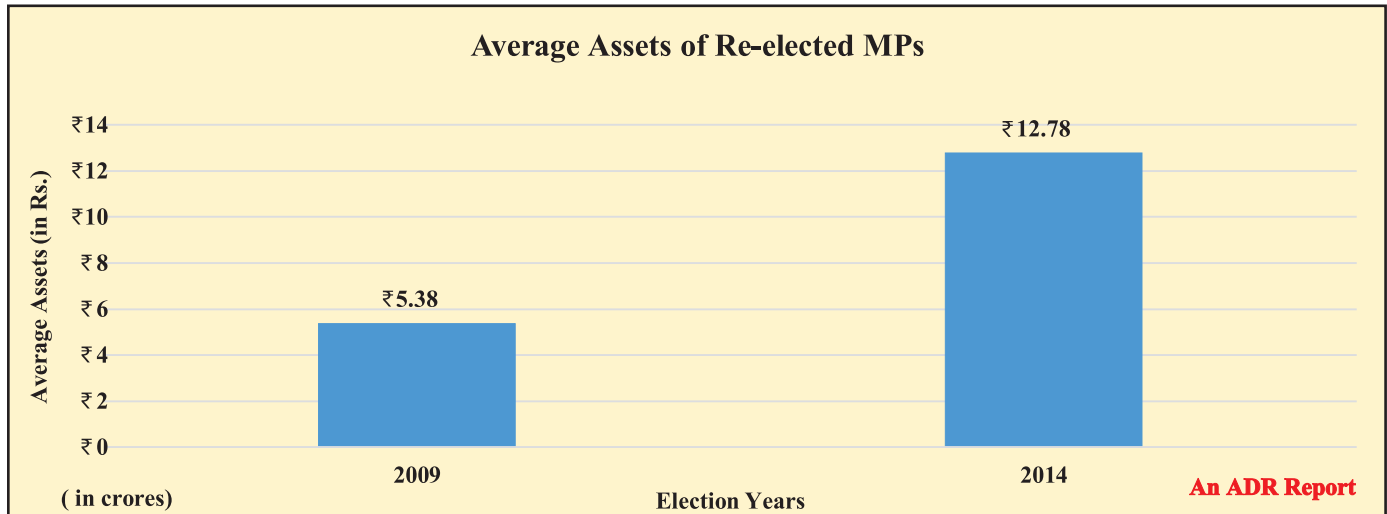


Figure 5-3: Average Assets of Re-elected MPs

- **Average Assets in 2014 Elections:** The average asset of these 165 re-elected MPs in 2014 was Rs 12.78 crores.
- **Average Asset growth in 5 years (2009-2014):** The average asset growth for these 165 re-elected MPs, between the Lok Sabha Elections of 2009 and 2014 was Rs 7.40 crores.
- **Percentage growth in 5 years (2009-2014):** Average percentage growth in assets for these 165 re-elected MPs was 137%.

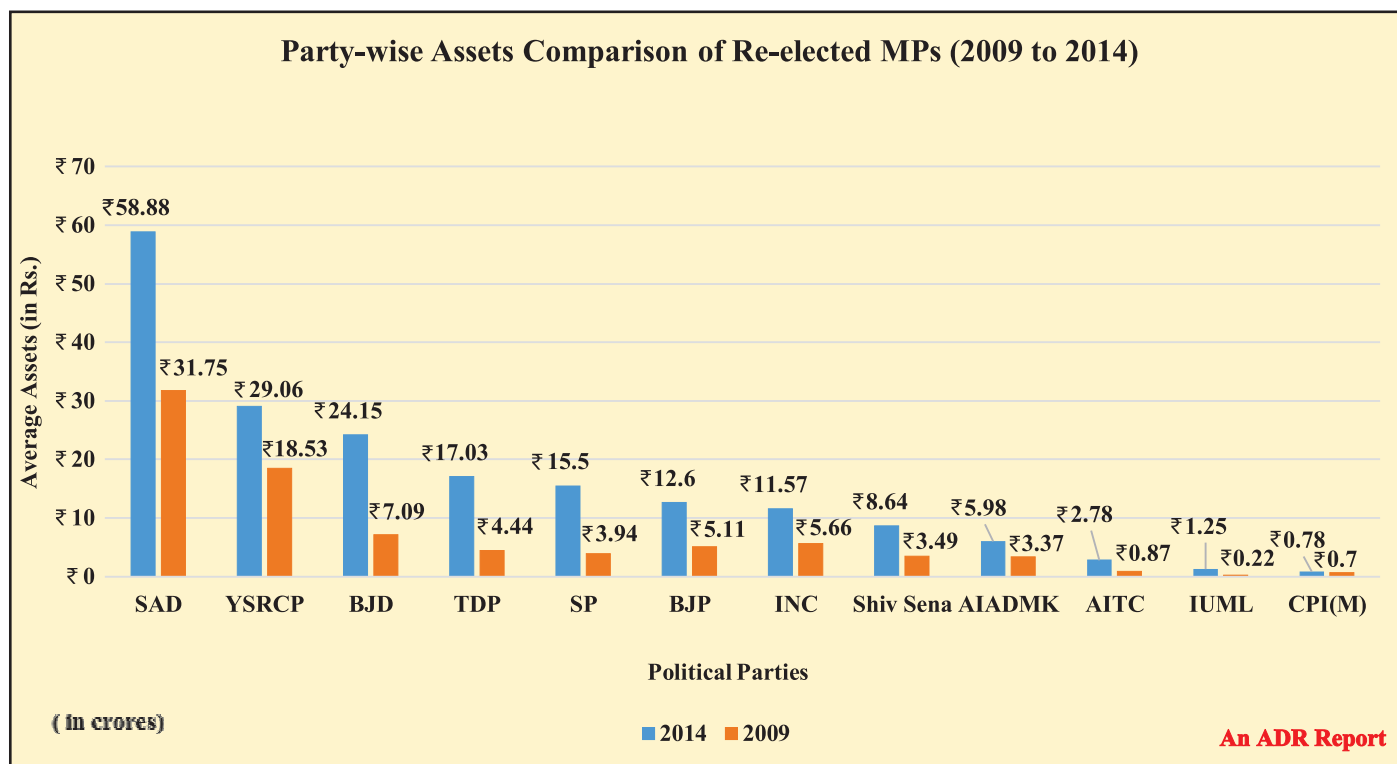


Figure 5-4: Party-wise Assets Comparison of Re-elected MPs (2009-2014)

Top 10 Re-elected MPs with highest asset increase (Rupees- wise)*

Shatrughan Sinha of BJP from Patna Sahib Constituency, Bihar had declared maximum increase in assets with an increase of Rs 116.73 crores i.e. from Rs 15 crores in 2009 to Rs. 131.74 crores in 2014. Assets of Pinaki Mishra of BJD from Puri constituency, Odisha increased by Rs 107.40 crores, from Rs 29.69 crores in 2009 to Rs 137.09 crores in 2014. Assets of Supriya Sule of NCP from Baramati constituency, Maharashtra rose by Rs 62.37 crores, from Rs 51.53 crores in 2009 to Rs 113.90 crores in 2014. The following table provides the asset details of 10 top re-elected MPs showing highest increase in assets (Rupee wise):

S. No.	Name	Party in Lok Sabha 2014	Party in Lok Sabha 2009	State In Lok Sabha 2014	Constituency In Lok Sabha 2014	Constituency in Lok Sabha 2009	Assets in Lok Sabha 2014 (Rs.)	Assets in Lok Sabha 2009 (Rs.)	Asset Increase (Rs.)	% Increase in Asset
1.	Shatrughan Sinha	BJP	BJP	Bihar	Patna Sahib	Patna Sahib	1,31,74,05,961 131 Crore+	15,00,33,976 15 Crore+	1,16,73,71,985 116 Crore+	778%
2.	Pinaki Mishra	BJD	BJD	Orissa	Puri	Puri	1,37,09,91,203 137 Crore+	29,69,00,000 29 Crore+	1,07,40,91,203 107 Crore+	362%
3.	Supriya Sule	NCP	NCP	Maharashtra	Baramati	Baramati	1,13,90,90,851 113 Crore+	51,53,63,663 51 Crore+	62,37,27,188 62 Crore+	121%
4.	Patil Chandrakant Raghunath	BJP	BJP	Gujarat	Navsari	Navsari	74,47,61,133 74 Crore+	24,20,83,697 24 Crore+	50,26,77,436 50 Crore+	208%
5.	Harsimrat Kaur Badal	SAD	SAD	Punjab	Bathinda	Bathinda	1,08,16,64,910 108 Crore+	60,31,00,135 60 Crore+	47,85,64,775 47 Crore+	79%

S. No.	Name	Party in Lok Sabha 2014	Party in Lok Sabha 2009	State In Lok Sabha 2014	Constituency In Lok Sabha 2014	Constituency in Lok Sabha 2009	Assets in Lok Sabha 2014 (Rs.)	Assets in Lok Sabha 2009 (Rs.)	Asset Increase (Rs.)	% Increase in Asset
6.	Rayapati Sambasiva Rao	TDP	INC	Andhra Pradesh	Narasaraopet	Guntur	59,58,38,093 59 Crore+	14,71,43,582 14 Crore+	44,86,94,511 44 Crore+	305%
7.	P.C. Mohan	BJP	BJP	Karnataka	Bangalore Central	Bangalore Central	47,57,96,999 47 Crore+	5,37,29,000 5 Crore+	42,20,67,999 42 Crore+	786%
8.	D.K.Suresh	INC	INC	Karnataka	Bangalore Rural	BANGALORE RURAL : BYE- ELECTION ON 21-08-2013	85,87,13,138 85 Crore+	47,29,96,596 47 Crore+	38,57,16,542 38 Crore+	82%
9.	Late. Munde Gopinathrao Pandurang	BJP	BJP	Maharashtra	Beed	Beed	38,00,72,890 38 Crore+	6,22,50,603 6 Crore+	31,78,22,287 31 Crore+	511%
10.	Feroze Varun Gandhi	BJP	BJP	Uttar Pradesh	Sultanpur	Pilibhit	35,73,18,699 35 Crore+	4,92,67,810 4 Crore+	30,80,50,889 30 Crore+	625%

Table 5-4: Top 10 Re-elected MPs with highest asset increase (Rupees- wise)

*There could be assets for which the MPs might not have disclosed the value in 2014 or in the affidavit from the previous election

Comparison of Criminal Cases Declared by Re-elected MPs

- **Re-elected MPs with Criminal Cases in 2014:** 71 (43%) re-elected MPs out of 165 analysed declared criminal cases against themselves in 2014.
- **Re-elected MPs with an Increase in number of Criminal Cases:** Out of these 71 re-elected MPs who declared criminal cases against themselves, 13 (18%) showed an increase in the number of self-declared criminal cases in the 2014 Lok Sabha elections from the previous elections.
- **Re-elected MPs with criminal cases in 2014 who had no criminal cases in 2009:** Out of 71 re-elected MPs who have declared criminal cases against themselves, 21 (30%) re-elected MPs have declared criminal cases in 2014 when they had declared zero criminal cases in 2009.
- **Re-elected MPs with criminal cases in 2009 who had no criminal cases in 2014:** 9 re-elected MPs declared zero criminal cases in 2014 when they had declared criminal cases in 2009.
- **Re-elected MP with highest increase in number of criminal cases:** Dr. Ramshankar Katheria of BJP from Agra constituency, Uttar Pradesh declared the highest increase in criminal cases by 21 criminal cases from zero self-declared criminal cases in 2009 to 21 self-declared criminal cases in 2014. Raju Shetty of Swabhimani Paksha from Hatkanangle Constituency and Adhir Ranjan Chowdhury both showed an increase in criminal cases by 12 criminal cases. Raju Shetty declared zero criminal cases in 2009 and declared 12 criminal cases in 2014 while Adhir Ranjan Chowdhury of INC from Baharampur constituency declared 4 criminal cases in 2009 and declared 16 criminal cases in 2014.
- **Re-elected MP with decrease in number of criminal cases:** Out of 71 re-elected MPs who declared criminal cases against themselves, 18 showed a decrease in criminal cases in 2014 from the previous elections.

Re-elected MPs with Increase in Number of Declared Criminal Cases* over Previous Election

(*This table also includes those Re-elected MPs who have declared zero cases in previous Lok Sabha Election)

S.No.	Re-elected MP Information	Brief Details of IPCs declared in 2014	Pending Criminal Cases in Last Election	Brief Details of IPCs in last Election
1	Name:Raju Shetty State:MAHARASHTRA Constituency:HATKANANGLE Party:Swabhimani Paksha Total Cases:12 Serious IPC:15 Other IPC:68	3 charges related to Mischief by destroying or moving, etc., a land- mark fixed by public authority Mischief by fire or explosive substance with intent to cause damage to amount of one hundred or (in case of agricultural produce) ten rupees (IPC Section-435) 2 charges related to Voluntarily causing hurt by dangerous weapons or means (IPC Section-324) 2 charges related to Voluntarily causing hurt to deter public servant from his duty (IPC Section-332) 2 charges related to Voluntarily causing grievous hurt to deter public servant from his duty (IPC Section-333) 1 charge related to Causing death by negligence (IPC Section-304A) 1 charge related to Voluntarily causing grievous hurt by dangerous weapons or means (IPC Section-326) 1 charge related to Murder (IPC Section-302) 1 charge related to Attempt to murder (IPC Section-307) 1 charge related to dacoity (IPC Section-395) 1 charge related to Abetment of such assault, if the assault is committed (IPC Section-134) 11 charges related to Acts done by several persons in furtherance of common intention (IPC Section-34) 7 charges related to Being member of an unlawful assembly (IPC Section-143) 7 charges related to wrongful restraint (IPC Section-341) 7 charges related to Mischief causing damage to the amount of fifty rupees (IPC Section-427) 6 charges related to Every member of unlawful assembly guilty of offence committed in prosecution of common object (IPC Section-149)	Total Cases:0 Serious IPC:0 Other IPC:0	

S.No.	Re-elected MP Information	Brief Details of IPCs declared in 2014	Pending Criminal Cases in Last Election	Brief Details of IPCs in last Election
		<p>4 charges related to Wantonly giving provocation with intent to cause riot-if rioting be committed-if not committed (IPC Section-153)</p> <p>4 charges related to rioting (IPC Section-147)</p> <p>3 charges related to Assault or criminal force to deter public servant from discharge of his duty (IPC Section-353)</p> <p>3 charges related to Disobedience to order duly promulgated by public servant (IPC Section-188)</p> <p>3 charges related to Punishment of abetment if the act abetted is committed in consequence, and where no express provision is made for its punishment (IPC Section-109)</p> <p>3 charges related to Rioting, armed with deadly weapon (IPC Section-148)</p> <p>3 charges related to voluntarily causing hurt (IPC Section-323)</p> <p>2 charges related to Act endangering life or personal safety of others (IPC Section-336)</p> <p>2 charges related to Causing hurt by act endangering life or personal safety of others (IPC Section-337)</p> <p>1 charge related to Abetting commission of offence by the public or by more than ten persons (IPC Section-117)</p> <p>1 charge related to Obscene acts and songs (IPC Section-294)</p> <p>1 charge related to criminal trespass (IPC Section-447)</p> <p>Other details:135 Mumbai Police Act. Judicial magistrate first class Amaravati court, G.R.No. 3033/2011, Case no. 47/13, 07-02-2013</p> <p>3 Prevention of damage to public property Act, & 7 C.L.A. Act, First class judicial court, Indapur, FIR no. 258/2012, Indapur police station, 238/2013, 12-11-2012</p> <p>3,4,7 Prevention of damage to public property Act, & 135 Mumbai police Act, First class judicial court, Pethwadgaon, Hathkanangale, 121/2012, Shirol MIDC Police Station, 10-02-2014</p> <p>First class judicial court Indapur, FIR no. 257/2012, Indapur police station, 345/2013, 12-11-2012</p>		

S.No.	Re-elected MP Information	Brief Details of IPCs declared in 2014	Pending Criminal Cases in Last Election	Brief Details of IPCs in last Election
		<p>3,4,7 Prevention of damage to public property Act, & 135 Mumbai police Act, Judicial magistrate first class, Jaysingpur, G.R.no. 118/2012, Case no. 01/2014, 17-11-2012</p> <p>Judicial magistrate first class at Panhala, FIR no. 6/09, kodoli police station, 21-05-2009</p> <p>134, 135 Mumbai police Act & 7 CLA Act, First class judicial magistrate Indapur, C.R.no. 260/2012, Indapur police station, Case no. 229/13, 28-06-2013</p> <p>142/12, Case no. 1247/2012, Baramati Police Station, First Class Judicial Court, 11-11-2013</p> <p>134, 135 Mumbai police Act & 4 CLA Act, First class judicial court, Indapur, FIR no. 265/2012, Indapur Police station, 188/2013, 12-11-2012</p> <p>33/3, 131(1)(1)(A) Mumbai Police Act. Judicial magistrate first class, Panhala, FIR no. 5/09, Case no. 140/09, Kodoli police station, 21-05-2009,</p> <p>3,4,7 Prevention of damage to public property Act, & 135 Mumbai Police Act. First class judicial Court, Jaysingpur, Shirol, Case no. 75/2009, G.R.no. 78/2007, Case no. 5/2014, 5-12-2013</p> <p>135 Mumbai Police Act. Judicial magistrate first class court, Icahlkaranji, G.R.no. 168/2012, 29-07-2013</p>		
2	<p>Name:Dr. Ramshankar Katheria State:UTTAR PRADESH Constituency:AGRA Party:BJP Total Cases:21 Serious IPC:13 Other IPC:51</p>	<p>4 charges related to Voluntarily causing hurt to deter public servant from his duty (IPC Section-332)</p> <p>3 charges related to criminal intimidation (IPC Section-506)</p> <p>1 charge related to Cheating and dishonestly inducing delivery of property (IPC Section-420)</p> <p>1 charge related to Forgery of valuable security, will, etc. (IPC Section-467)</p> <p>1 charge related to Forgery for purpose of cheating (IPC Section-468)</p> <p>1 charge related to House-trespass after preparation for hurt, assault or wrongful restraint (IPC Section-452)</p> <p>1 charge related to Attempt to murder (IPC Section-307)</p> <p>1 charge related to Promoting enmity between different groups on grounds of religion, race, place of birth, residence,</p>	<p>Total Cases:0 Serious IPC:0 Other IPC:0</p>	

S.No.	Re-elected MP Information	Brief Details of IPCs declared in 2014	Pending Criminal Cases in Last Election	Brief Details of IPCs in last Election
		<p>language, etc., and doing acts prejudicial to maintenance of harmony (IPC Section-153A)</p> <p>14 charges related to rioting (IPC Section-147)</p> <p>9 charges related to Assault or criminal force to deter public servant from discharge of his duty (IPC Section-353)</p> <p>5 charges related to Intentional insult with intent to provoke breach of the peace (IPC Section-504)</p> <p>4 charges related to Disobedience to order duly promulgated by public servant (IPC Section-188)</p> <p>3 charges related to Danger or obstruction in public way or line of navigation (IPC Section-283)</p> <p>3 charges related to wrongful restraint (IPC Section-341)</p> <p>3 charges related to Act endangering life or personal safety of others (IPC Section-336)</p> <p>2 charges related to Mischief causing damage to the amount of fifty rupees (IPC Section-427)</p> <p>2 charges related to wrongful Confinement (IPC Section-342)</p> <p>2 charges related to voluntarily causing hurt (IPC Section-323)</p> <p>1 charge related to Rioting, armed with deadly weapon (IPC Section-148)</p> <p>1 charge related to Every member of unlawful assembly guilty of offence committed in prosecution of common object (IPC Section-149)</p> <p>1 charge related to cheating by personation (IPC Section-419)</p> <p>1 charge related to Using as genuine a forged document or electronic record (IPC Section-471)</p> <p>Other details: Case No-580/11,Fir No-440/11,Thana Sahaganj,Upper Chief Judicial Magistrate 4th Agra,Cognizance Dt 01/10/2012</p> <p>Case No,Fir No-183/11,12,09,Thana Parliament Street</p> <p>7 CLA Act, Case No-7237/10, Fir No-117/10,Chief Judicial Magistrate Agra,Thana Hariparwat</p> <p>Case No-4487/10,Fir No-321/10,Chief Judicial Magistrate Agra,Thana Hariparwat</p>		

S.No.	Re-elected MP Information	Brief Details of IPCs declared in 2014	Pending Criminal Cases in Last Election	Brief Details of IPCs in last Election
		<p>Case No-,Fir No-11/2011,Thana Nai Ki Mandi,Chief Judicial Magistrate 7th Agra,</p> <p>Case No-207/2012,Fir No-598/11,Thana Hariparwat,Fir No-61/10,Thana Sadar,Chief Judicial Magistrate Agra,Cognizance Dt 12/01/2013</p> <p>Case No-512/13,Fir No-4/11,Thana Etmadpur,Distt And Chief Judicial Magistrate Agra,Cognizance Date 05/07/2011</p> <p>Fir No-62/10,Thana Sadar,Chief Judicial Magistrate Agra,</p> <p>Case No-830/11,Fir No-10/11,Thana Nai Ki Mandi,Upper Chief Judicial Magistrate 7th Agra,Cognizance Dt 21/02/2011</p> <p>Case No-,Fir No-1191/10,Thana Hariparwat,Chief Judicial Magistrate Agra, 174 Railway Act,Case No-7754/13,Fir No-35/13,Thana GRP Agra Chavni,Cognizance Dt 22/08/2013,Upper Chief Judicial Magistrate Railway Agra,</p> <p>Fir No-478/10 Thana Hariparwat,Chief Judicial Magistrate Agra,</p> <p>174 Railway Act,Case No-7755/13,Fir No-3613,Thana GRP Agra Chavni,Upper Chief Judicial Magistrate Railway Agra,,Cognizance Dt 22/8/2013</p> <p>Case No-9941/10,Fir No-793/10,Chief Judicial Magistrate Agra,Thana Hariparwat</p> <p>174 Railway Act And 7 CLA Act, Case No-7753/13,Fir No-34/13,Thana GRP Agra Chavni,Cognizance Dt 22/08/2013</p> <p>Case No,Fir No-61/10,Thana Sadar,Chief Judicial Magistrate Agra,</p> <p>Case No-708/2011,Fir No-12/2011,Thana Nai Ki Mandi,Upper Chief Judicial Magistrate 7th Agra</p> <p>Sec. 146, 147, 174 Railway Act, RPF Agra Chavni, Upper Chief Judicial Magistrate Railway Agra,Cognizance Dt 25/02/2010</p> <p>Case No-513/13,Fir No-3/11,Thana Etmadpur,Distt. Chief Judicial Magistrate Agra,Cognizance Date 05/07/2011</p> <p>Case No-294/10,fir No-191/2009,Thana Nai Ki Mandi,Chief Judicial Magistrate 7th Agra,Cognizance Date 18/5/2010</p> <p>Case No,Fir No-142/12,Thana Hariparwat,Chief Judicial Magistrate Agra,</p>		

S.No.	Re-elected MP Information	Brief Details of IPCs declared in 2014	Pending Criminal Cases in Last Election	Brief Details of IPCs in last Election
		Case No-1564/11,Fir No-786- /09,Tajganj,Chief Judicial Magistrate First Class Agra,Cognizance Date 01/11/2011 Case No-3974/13,Fir No-261/12,Thana Hariparwat,Chief Judicial Magistrate Agra,Cognizance Dt 01/10/2012		
3	Name:Adhir Ranjan Chowdhury State:WEST BENGAL Constituency:BAHARAMPUR Party:INC Total Cases:16 Serious IPC:11 Other IPC:30	2 charges related to Murder (IPC Section-302) 2 charges related to Voluntarily causing grievous hurt by dangerous weapons or means (IPC Section-326) 2 charges related to Voluntarily causing hurt to deter public servant from his duty (IPC Section-332) 2 charges related to criminal intimidation (IPC Section-506) 1 charge related to Voluntarily causing hurt by dangerous weapons or means (IPC Section-324) 1 charge related to Voluntarily causing grievous hurt to deter public servant from his duty (IPC Section-333) 1 charge related to Attempt to murder (IPC Section-307) 10 charges related to Wearing grab or carrying token used by public servant with fraudulent intent (IPC Section-171) 3 charges related to Acts done by several persons in furtherance of common intention (IPC Section-34) 3 charges related to Punishment of criminal conspiracy (IPC Section-120B) 2 charges related to Obstructing public servant in discharge of public functions (IPC Section-186) 2 charges related to Assault or criminal force to deter public servant from discharge of his duty (IPC Section-353) 1 charge related to Mischief causing damage to the amount of fifty rupees (IPC Section-427) 1 charge related to Being member of an unlawful assembly (IPC Section-143) 1 charge related to wrongful restraint (IPC Section-341) 1 charge related to criminal trespass (IPC Section-447) 1 charge related to Intentional insult with intent to provoke breach of the peace (IPC Section-504) 1 charge related to rioting (IPC Section-147)	Total Cases:4 Serious IPC:2 Other IPC:12	2 charges related to Murder (IPC Section-302) 2 charges related to criminal trespass (IPC Section-447) 2 charges related to Acts done by several persons in furtherance of common intention (IPC Section-34) 2 charges related to Punishment of criminal conspiracy (IPC Section-120B) 1 charges related to Being member of an unlawful assembly (IPC Section-143) 1 charges related to wrongful restraint (IPC Section-341) 1 charges related to voluntarily causing hurt (IPC Section-323) 1 charges related to Mischief causing damage to the amount of fifty rupees (IPC Section-427) 1 charges related to Abetment of offence punishable with death or imprisonment for life-if offence not committed (IPC Section-115) 1 charges related to criminal intimidation (IPC Section-506) Other details:25/27 Arms Act & 3/4 E.S Act NABAGRAM P.S. CASE NO.63/96

S.No.	Re-elected MP Information	Brief Details of IPCs declared in 2014	Pending Criminal Cases in Last Election	Brief Details of IPCs in last Election
		<p>1 charge related to Rioting, armed with deadly weapon (IPC Section-148)</p> <p>1 charge related to Every member of unlawful assembly guilty of offence committed in prosecution of common object (IPC Section-149)</p> <p>1 charge related to Punishment of abetment if the act abetted is committed in consequence, and where no express provision is made for its punishment (IPC Section-109)</p> <p>1 charge related to house-trespass (IPC Section-448)</p> <p>Other details:CJM Murshidabad At Berhampore, NGR 801/2000, Minor Offence</p> <p>Sec. 32/34 Police Act., CJM Murshidabad At Berhampore, NGR 926/2013, , Minor Offence</p> <p>Berhampore PS Case No-223/2007 Date 24/05/07,Murshidabad,W.B.,Chief Judicial Magistrate Murshidabad Gr No-715/2007</p> <p>CJM Murshidabad At Berhampore, NGR 748/2009, Minor Offence</p> <p>CJM Murshidabad At Berhampore, NGR 743/2009, Minor Offence</p> <p>CJM Murshidabad At Berhampore, NGR 752/2010, Minor Offence</p> <p>CJM Murshidabad At Berhampore, NGR 746/2010, Minor Offence</p> <p>CJM Murshidabad At Berhampore, NGR 747/2009, Minor Offence</p> <p>3 PDPP Act, Berahampore PS Case No-173/2013 Date 07/02/2013, Murshidabad W.B. Chief Judicial Magistrate Murshidabad Gr No-558/2011</p> <p>Bharatpur PS Case No-22/2006, Date 08/04/2006, Murshidabad, W.B. ACJM Kandi, Murshidabad Gr No-234/06 dated 03/05/2007</p> <p>CJM Murshidabad At Berhampore, NGR 752/2000, Minor Offence</p> <p>Kandi P.S.Case no.825/2011 dated 18-12-2013, Murshidabad, W.B., A.C.J.M. Kandi Murshidabad, GR.NO.2042/13</p> <p>Jalangi PS Case No-603/2014,Date 9/04/2014, Murshidabad, 25/27 Arms Act, Chief Judicial Magistrate Murshidabad Gr No-1673/2014</p>		<p>DATED 10/07/96 VIDE G.R.NO.424/96 (LAL-BAG), SDJM LALBAG COURT NOW ACJM LALBAG, COGNIZANCE DT. 26/03/97, [(ACQUITTED CASE. 447,302,120B, 34 IPC & 25/27 ARMS ACT & 3/4 E.S. ACT, BERHAMPORE P.S. CASE NO.301/05 DATED. 25/07/05 VIDE G.R.NO.1011/05 (SADAR) S.S1. NO.970/05 (ADDL. SESSION JUDGE, 2nd COURT AT BERHAMPORE, MURSHIDABAD, COGNIZANCE DT. 01/12/05, SDJM, SADAR COURT NOW CJM, MURSHIDABAD AT BERHAMPORE COURT</p> <p>25/27 Arms Act & 3/4 E.S Act, Berhampore P.S.Case no.301/05 Dated 25/07/05 Vide G.R.No.1011/05 (Sadar) S.S1. NO.970/05(Addl. Session Judge ,2nd Court At Berhampore ,Murshidabad 01.12.05 Acquitted By The Ld Addl.Session Judge 2nd Court At Berhampore ,Murshidabad On 21/05/07 But the state Preferred Appeal Against The Judgement Passed By The Addl.Session Judge ,2nd Court at Berhampore Murshidabad On 21/05/07 before Honble High Court Kolkata Being Govt.Appeal NO.18of 2007</p>

S.No.	Re-elected MP Information	Brief Details of IPCs declared in 2014	Pending Criminal Cases in Last Election	Brief Details of IPCs in last Election
		<p>CJM Murshidabad At Berhampore, NGR 750/2009, Minor Offence CJM Murshidabad At Berhampore, NGR 3810/2013, Minor Offence 25/27 Arms Act, Berahampore PS Case No-489/11 Date 15/05/2011, Murshidab,W.B. Chief Judicial Magistrate Murshidabad CC No-2108/2011</p>		<p>G.R.no.1011/05 (Sadar) S.SI. No.970/05, Cognizance court SDJM, Sadar Court now CJM, Murshidabad at Berhampore Court, Acquitted by the Ld Addl. Session Judge, 2nd Court at Berhampore, Murshidabad. on 21/05/07 but the State Preferred Appeal against the judgement passed by the Addl. Session Judge, 2nd Court at Berhampore Murshidabad on 21/05/07 before Hon'ble High Court, Kolkata being Govt. Appeal no.18 of 2007 25/27 Arms Act & 3/4 E.S Act KETUGRAM P.S. CASE NO.47/03 DATED. 12/09/03 VIDE G.R. NO.296/03 (KATWA), S.S1. NO.67/08 (ADDL. SESSION JUDGE, FAST TRACK COURT AT KATWA, BURDWAN), SDJM, KATWA COURT NOW ACJM KATWA COURT, COGNIZANCE DT. 08/08/07 BHARATPUR P.S. CASE NO.22/06, DATED. 23/04/06 VIDE G.R. NO.234/06(KANDI), SDJM, KANDI COURT NOW ACJM KANDI COURT, COGNIZANCE DT. 03/05/07 Nabagram P.S.Case no.63/96 Dated 10/07/96Vide G.R.NO.424/96 26.03.97</p>

S.No.	Re-elected MP Information	Brief Details of IPCs declared in 2014	Pending Criminal Cases in Last Election	Brief Details of IPCs in last Election
4	Name:Kachhadiya Naranbhai Bhikhabhai State:GUJARAT Constituency:AMRELI Party:BJP Total Cases:2 Serious IPC:9 Other IPC:11	2 charges related to Voluntarily causing hurt to deter public servant from his duty (IPC Section-332) 1 charge related to dacoity (IPC Section-395) 1 charge related to robbery (IPC Section-392) 1 charge related to Robbery, or dacoity, with attempt to cause death or grievous hurt (IPC Section-397) 1 charge related to Mischief by destroying or moving, etc., a land- mark fixed by public authority Mischief by fire or explosive substance with intent to cause damage to amount of one hundred or (in case of agricultural produce) ten rupees (IPC Section-435) 1 charge related to Mischief by fire or explosive substance with intent to destroy house, etc. (IPC Section-436) 1 charge related to House-trespass in order to commit offence punishable with imprisonment (IPC Section-451) 1 charge related to Attempt to murder (IPC Section-307) 2 charges related to Obstructing public servant in discharge of public functions (IPC Section-186) 2 charges related to Intentional insult with intent to provoke breach of the peace (IPC Section-504) 1 charge related to rioting (IPC Section-147) 1 charge related to Rioting, armed with deadly weapon (IPC Section-148) 1 charge related to Every member of unlawful assembly guilty of offence committed in prosecution of common object (IPC Section-149) 1 charge related to Mischief causing damage to the amount of fifty rupees (IPC Section-427) 1 charge related to Act endangering life or personal safety of others (IPC Section-336) 1 charge related to Punishment of criminal conspiracy (IPC Section-120B) 1 charge related to Being member of an unlawful assembly (IPC Section-143) Other details:AMRELI CITY POLICE STATION CRIMINAL CASE NO:- 579/2013 FIR NO.:- 2013 CASE PENDING	Total Cases:0 Serious IPC:0 Other IPC:0	

S.No.	Re-elected MP Information	Brief Details of IPCs declared in 2014	Pending Criminal Cases in Last Election	Brief Details of IPCs in last Election
		SAVARKUNDALA POLICE STATION DIST:- AMRELI, SESSION CASE NO.:- 254/2001 FIR NO:- 2/97, Sec - 135 G.P.Act, CASE PENDING AMRELI CITY POLICE STATION CRIMINAL CASE NO:- 579/2013 Sec. 3(1)(10), FIR NO.:-1/ 2013 CASE PENDING FIR NO:- 579/2013 3(1)(10)CASE PENDING AT CHIEF JUDICIAL MEGISTRATE, AMRELI 1/2013		
5	Name:Patil Chandrakant Raghunath State:GUJARAT Constituency:NAVSARI Party:BJP Total Cases:7 Serious IPC:8 Other IPC:4	2 charges related to Criminal breach of trust by public servant, or by banker, merchant or agent (IPC Section-409) 2 charges related to Cheating and dishonestly inducing delivery of property (IPC Section-420) 1 charge related to Criminal breach of trust by clerk or servant (IPC Section-408) 1 charge related to Forgery of valuable security, will, etc. (IPC Section-467) 1 charge related to Forgery for purpose of cheating (IPC Section-468) 1 charge related to criminal breach of trust (IPC Section-406) 1 charge related to Using as genuine a forged document or electronic record (IPC Section-471) 1 charge related to Abettor present when offence is committed (IPC Section-114) 1 charge related to Punishment of criminal conspiracy (IPC Section-120B) 1 charge related to Acts done by several persons in furtherance of common intention (IPC Section-34) Other details:The debt recovery tribunal court Ahmedabad civil case original application no. 56/2006 so many deal in last order pending negotiable act138 fir no-1033- /2003,1032/2003 Sec.135 of Negotiable Instrument Act, Chief Metropolitan Meg. Court Case No. 1032/2003 CHIEF JUDICIAL MADGISTARTE COURT SURAT CASE NO.2026/2003,DCB POLIE STN, FIR NO.I 64/2002, CASE PENDING civil judge navasari,dava pending,amount-675028 Limbayat Police Station FIR no.205/2006 dated 19/07/2006	Total Cases:6 Serious IPC:5 Other IPC:7	2 charges related to Cheating and dishonestly inducing delivery of property (IPC Section-420) 1 charges related to Forgery of valuable security, will, etc. (IPC Section-467) 1 charges related to Forgery for purpose of cheating (IPC Section-468) 1 charges related to Using as genuine a forged document or electronic record (IPC Section-471) 2 charges related to Criminal breach of trust by public servant, or by banker, merchant or agent (IPC Section-409) 1 charges related to Criminal breach of trust by clerk or servant (IPC Section-408) 1 charges related to Abettor present when offence is committed (IPC Section-114) 1 charges related to Punishment of criminal conspiracy (IPC Section-120B) 1 charges related to Acts done by several persons in furtherance of common intention (IPC Section-34) 1 charges related to criminal breach of

S.No.	Re-elected MP Information	Brief Details of IPCs declared in 2014	Pending Criminal Cases in Last Election	Brief Details of IPCs in last Election
		<p>Sec.135 of Negotiable Instrument Act, Chief Metropolitan Meg. Court Case No. 1033/2003 Chief Jointly Registrar and Member, Board of Nominees Surat no. - 525/2003, case pending Sec.138, 141 of Negotiable Instrument Act, PVT.CRIMINAL CASE NO. 1618/2002, IN SURAT JUDI. MEGI. COURT DATED 13/09/2007 CASE PENDING Namdar small court Ahmedabad,dava pending 2 amount-214540 Surat District Consumer Court Case no. 276/2011 order dated 12/12/2011 regarding booking of flat case no-56/2006 dava-amount-962421785,91 dava pending,surat namdar court,bank & finance institution act1993,section19(1)</p>		<p>trust (IPC Section-406) Other details:FIR NO. : 205/2006, LIBAYAT POLICE STATION, SURAT. NEGOTIATION INSTRUMENT ACT SECTION 138, 141, CASE NO. : 1618/2002, SURAT COURT NEGOTIATION INSTRUMENT ACT SECTION 138, CASE NO. : 1033/2003, CRIMINAL COMPLAINT, AHMEDABAD COURT NEGOTIATION INSTRUMENT ACT SECTION 138, CASE NO. : 1032/2003, CRIMINAL COMPLAINT, AHMEDABAD COURT TOTAL 100 CASES (CIVIL)OF RECOVERY ARE PENDING UNDER NEGOTIABLE INSTRUMENT ACT AT NAVSARI, SURAT AND AHMEDABAD COURT.</p>
6	<p>Name:Adhalrao Shivaji Dattatrey State:MAHARASHTRA Constituency:SHIRUR Party:SHIV SENA Total Cases:10 Serious IPC:7 Other IPC:36</p>	<p>2 charges related to criminal intimidation (IPC Section-506) 1 charge related to Voluntarily causing hurt by dangerous weapons or means (IPC Section-324) 1 charge related to Voluntarily causing hurt to deter public servant from his duty (IPC Section-332) 1 charge related to Attempt to murder (IPC Section-307) 1 charge related to Voluntarily causing grievous hurt to deter public servant from his duty (IPC Section-333) 1 charge related to Statements conducting to public mischief (IPC Section-505) 5 charges related to Being member of an unlawful assembly (IPC Section-143) 3 charges related to wrongful restraint (IPC Section-341) 3 charges related to rioting (IPC Section-147) 3 charges related to Assault or criminal force to deter public servant from</p>	<p>Total Cases:4 Serious IPC:2 Other IPC:23</p>	<p>1 charges related to Voluntarily causing hurt by dangerous weapons or means (IPC Section-324) 1 charges related to Attempt to murder (IPC Section-307) 3 charges related to Being member of an unlawful assembly (IPC Section-143) 2 charges related to Every member of unlawful assembly guilty of offence committed in prosecution of common object (IPC Section-149) 2 charges related to rioting (IPC Section-147)</p>

S.No.	Re-elected MP Information	Brief Details of IPCs declared in 2014	Pending Criminal Cases in Last Election	Brief Details of IPCs in last Election
		<p>discharge of his duty (IPC Section-353)</p> <p>2 charges related to Disobedience to order duly promulgated by public servant (IPC Section-188)</p> <p>2 charges related to Every member of unlawful assembly guilty of offence committed in prosecution of common object (IPC Section-149)</p> <p>2 charges related to Acts done by several persons in furtherance of common intention (IPC Section-34)</p> <p>2 charges related to voluntarily causing hurt (IPC Section-323)</p> <p>2 charges related to Intentional insult with intent to provoke breach of the peace (IPC Section-504)</p> <p>1 charge related to Knowingly joining or continuing in assembly of five or more persons after it has been commanded to disperse (IPC Section-151)</p> <p>1 charge related to Assaulting or obstructing public servant when suppressing riot, etc. (IPC Section-152)</p> <p>1 charge related to Wantonly giving provocation with intent to cause riot-if rioting be committed-if not committed (IPC Section-153)</p> <p>1 charge related to Obstructing public servant in discharge of public functions (IPC Section-186)</p> <p>1 charge related to Abetting commission of offence by the public or by more than ten persons (IPC Section-117)</p> <p>1 charge related to Punishment of criminal conspiracy (IPC Section-120B)</p> <p>1 charge related to Furnishing false information (IPC Section-177)</p> <p>1 charge related to False information, with intent to cause public servant to use his lawful power to the injury of another person (IPC Section-182)</p> <p>1 charge related to Giving false information respecting an offence committed (IPC Section-203)</p> <p>1 charge related to defamation (IPC Section-500)</p> <p>1 charge related to Rioting, armed with deadly weapon (IPC Section-148)</p> <p>1 charge related to Causing hurt by act endangering life or personal safety of others (IPC Section-337)</p> <p>Other details:135 of Mumbai Police Act JMFC Ghodnadi at Shirur, tal. Shirur,</p>		<p>2 charges related to voluntarily causing hurt (IPC Section-323)</p> <p>2 charges related to Assault or criminal force to deter public servant from discharge of his duty (IPC Section-353)</p> <p>2 charges related to Intentional insult with intent to provoke breach of the peace (IPC Section-504)</p> <p>2 charges related to wrongful restraint (IPC Section-341)</p> <p>1 charges related to Voluntarily causing grievous hurt to deter public servant from his duty (IPC Section-333)</p> <p>1 charges related to Knowingly joining or continuing in assembly of five or more persons after it has been commanded to disperse (IPC Section-151)</p> <p>1 charges related to Assaulting or obstructing public servant when suppressing riot, etc. (IPC Section-152)</p> <p>1 charges related to Wantonly giving provocation with intent to cause riot-if rioting be committed-if not committed (IPC Section-153)</p> <p>1 charges related to Disobedience to order duly promulgated by public servant (IPC Section-188)</p> <p>1 charges related to Causing hurt by act endangering life or personal safety of others (IPC Section-337)</p>

S.No.	Re-elected MP Information	Brief Details of IPCs declared in 2014	Pending Criminal Cases in Last Election	Brief Details of IPCs in last Election
		<p>dist. Pune, STC no. 75/2010, court has taken cognizance on 11.02.2010, offence took place at Shikrapur for starting of militan company</p> <p>132(1) of R.P. Act and 135 of Bombay Police Act JMFC ghodegaon at ghodegaon, tal. ambegaon, dist. pune, STC no.420/2004, court has taken cognizance on 02.01.2012, offence took place at polling booth at landewadi village, tal. ambegaon, dist. pune</p> <p>Section 33(1), 131 of Mumbai Police and Section 132, 177, and 191 Motor Vehicle Act STC. no. 21169/2009 FIR no. 10/2009, shirur police station, tal. Shirur, dist.pune, maharashtra. offence took place at shirur, tal. Shirur, dist. pune STC no.21169/2009, police filed case on 06.04.2009, date of cognizance 29.08.2009, JMFC ghodnadi at shirur, tal. Shirur, dist.pune, court has not framed the charges yet.</p> <p>JMFC khed at rajgurunagar, tal. khed, dist. pune, STC no. 632/2008, court has taken cognizance on 04.01.210, offence took place for restriction of DOW company at shinde, tal. khed, dist.pune, police filed case on 30.07.2008</p> <p>JMFC khed at rajgurunagar, tal. khed, dist. pune, STC no. 828/2004, court has taken cognizance on 27.05.2005</p> <p>JMFC khed at rajgurunagar, tal. khed, dist. pune, STC no. 828/2004, court has taken cognizance on 27.05.2005</p> <p>STC no. 632/2008, FIR no. 185/2008, chakan pol sta. tal. Khed, dist.pune, maharashtra, offence took place for restriction of DOW company at Shinde, tal. Khed, dist.pune, JMFC khed, Tal. Khed, dist.pune, Court has not framed the charges yet.</p> <p>37(1), 135 of Bombay Police Act JMFC pimpri, pune, STC no.385/2009, court has taken cognizance on 23.08.2009, Mumbai police act offence took place at bhosari</p> <p>33,131 Mumbai Police Act STC.no. 202/2009, FIR no. 3117/2009, Bhosari police station, bhosari, pune, maharashtra, offence took place at bhosari, JMFC pimpri, pune, STC no. 202/2009, date of cognizance 21.04.2009, Court has not framed the charges yet.</p>		<p>1 charges related to criminal intimidation (IPC Section-506)</p> <p>1 charges related to Voluntarily causing hurt to deter public servant from his duty (IPC Section-332)</p> <p>Other details: Court JMFC Khed Court Case No S.T.C No 828/2004 At Court JMFC Khed Court Case No S.T.C. No 632/2008 At JMFC Khed Court STC NO 420/2004 Court JMFC Ghodegaon Court Case No R.C.C. No 78/2008 132(1)R.P ACT 135(1) Bombay Police Act 135 Court JMFC Ghodegaon Case No 420/2004 Dt. 26.04.2004</p>

S.No.	Re-elected MP Information	Brief Details of IPCs declared in 2014	Pending Criminal Cases in Last Election	Brief Details of IPCs in last Election
		<p>JMFC junnar at junnar, tal. Junnar, dist. pune, RCC.No. 258/2013, Court has not taken cognizance yet, offence took place at junnar, dist.pune.</p> <p>132(1) of R.P. Act and 135 of Bombay Police Act JMFC ghodegaon at ghodegaon, tal. Ambegaon, dist. pune, STC no.420/2004, court has taken cognizance on 02.01.2012, offence took place at polling booth at landewadi village, tal. Ambegaon, dist.pune</p> <p>District & session court, pune at session case no. 736/2010, court has taken cognizance on 23.11.2010, offence took place at the time of bullock cart race</p> <p>STC. No. 08/2013, FIR no. 51/2011, Manchar police station, tal. Ambegaon, dist.pune, maharashtra, offence took place at manchar, JMFC ghodegaon at ghodegaon, tal ambegaon, dist. pune, STC no. 08/2013, police filled case on 19.03.2011, date of cognizance 07.01.2013, JMFC Ghodegaon, Court has not framed the charges yet.</p> <p>132(1) of R.P. Act and 135 of Bombay Police Act STC no. 420/2004, FIR no. 32/2004, Manchar pol sta. tal. Ambegaon, dist.pune, maharashtra, Bombay police act offence took place at polling booth at landewadi village, tal. Ambegaon, dist.pune. JMFC ghodegaon at ghodegaon, tal. ambegaon, STC No. 420/2004, police filed case on 26.04.2004, date of cognizance 02.01.2012, JMFC ghodegaon, tal ambegaon, Dist.pune, Charge sheet was filed on 01.09.2012, court has not framed the charges yet.</p> <p>37(1), 135 of Bombay Police Act STC no. 385/2009, FIR no. 3136/2009, bhosari police station, bhosari, pune Maharashtra., offence took place at bhosari, JMFC pimpri, pune, STC no. 385/2009, police filed case on 23.04.2009, date of cognizance 23.08.2009, JMFC pimpri, pune, court has not framed the charges yet, JMFC khed at rajgurunagar, tal. Khed, dist. pune, STC no. 632/2008, court has taken cognizance on 04.01.210, offence took place for restriction of DOW company at shinde, tal. Khed, dist.pune, police filed case on 30.07.2008</p> <p>JMFC ghodegaon at ghodegaon, tal.</p>		

S.No.	Re-elected MP Information	Brief Details of IPCs declared in 2014	Pending Criminal Cases in Last Election	Brief Details of IPCs in last Election
		<p>Ambegaon, dist. pune, STC. No. 08/2013, court has taken cognizance on 07.01.2013</p> <p>Section 135 of Mumbai Police Act STC. no 75/2010, FIR no. 151/2009, Shikra police tal. Shirur, dist., pune Maharashtra. offence took place at shikrapur for starting militan company, JMFC ghodnadi at shirur, tal. Shirur, dist. pune, STC no. 75/2010, police filed case on 12.06.2009, date of cognizance 11.02.2010, Court has not framed the charges yet.</p> <p>STC NO. 828/2004, FIR NO. 14/2004, Chaka police station, TAL. Khed DIST. PUNE, Maharashtra, office took place at kalus, JMFC khed at rajgurungar, tal. khed, dist.pune STC no.828/2004, police files case on 15.04.2004, case registered in court on 29.10.2004, date of cognizance 27.05.2005, JMFC khed, dist. pune, court has not framed the charges yet.</p> <p>JMFC ghodegaon at ghodegaon, tal. Ambegaon, dist. pune, STC. No. 08/2013, court has taken cognizance on 07.01.2013</p> <p>33(1), 131 of Mumbai Police Act, Sec 132,177, 191 of Motor Vehicles Act JMFC Ghodnadi at shirur, tal. shirur, dist. pune, STC no. 21169/2009, court has taken cognizance on 29.08.2009, Mumbai police act, & motor vehicle act offence took place at shirur gaavbhet rally, without permission of police District & session court, pune at session case no. 736/2010, court has taken cognizance on 23.11.2010, offence took place at the time of bullock cart race</p> <p>37(1), 135 of Bombay Police Act JMFC pimpri, pune, STC no. 202/2009, court has taken cognizance on 21.04.2009, offence took place at bhosari</p> <p>RCC.No. 258/2013, FIR no. 2/2013, junnar police station, tal. Junnar, dist. pune, maharashtra, offence took place at junnar, dist. pune, JMFC junnar at junnar, dist. pune, RCC no. 258/2013, police filled case on 02.08.2014, court has not taken cognizance yet. Court has not framed the charges yet.</p> <p>Session case no.736/2010, FIR no. 144/205, manchar police station, tal.</p>		

S.No.	Re-elected MP Information	Brief Details of IPCs declared in 2014	Pending Criminal Cases in Last Election	Brief Details of IPCs in last Election
		ambegaon, dist.pune, maharashtra, offence took place at the time of bullock-cart race, District & session court, pune at pune session case no.736/2010, police filled case on 31.12.2005, date of cognizance 23.11.2010, charge sheet was filed on 03.11.2008, court has not framed the charges yet.		
7	Name: Adityanath State:UTTAR PRADESH Constituency:GORAKHPUR Party:BJP Total Cases:3 Serious IPC:7 Other IPC:11	2 charges related to Promoting enmity between different groups on grounds of religion, race, place of birth, residence, language, etc., and doing acts prejudicial to maintenance of harmony (IPC Section-153A) 2 charges related to Injuring or defiling place of worship with intent to insult the religion of any class (IPC Section-295) 1 charge related to Mischief by destroying or moving, etc., a land-mark fixed by public authority Mischief by fire or explosive substance with intent to cause damage to amount of one hundred or (in case of agricultural produce) ten rupees (IPC Section-435) 1 charge related to criminal intimidation (IPC Section-506) 1 charge related to Attempt to murder (IPC Section-307) 3 charges related to rioting (IPC Section-147) 2 charges related to Rioting, armed with deadly weapon (IPC Section-148) 2 charges related to Trespassing on burial places, etc. (IPC Section-297) 1 charge related to Every member of unlawful assembly guilty of offence committed in prosecution of common object (IPC Section-149) 1 charge related to Act endangering life or personal safety of others (IPC Section-336) 1 charge related to Intentional insult with intent to provoke breach of the peace (IPC Section-504) 1 charge related to Mischief causing damage to the amount of fifty rupees (IPC Section-427) Other details: Criminal No.43/99, CJM Maharajanj Court, Date 27/06/2000, F.R. No. 260/12, CJM Gorakhpur, Criminal Case No.7780/06	Total Cases:2 Serious IPC:3 Other IPC:10	1 charges related to Attempt to murder (IPC Section-307) 1 charges related to Murder (IPC Section-302) 1 charges related to Injuring or defiling place of worship with intent to insult the religion of any class (IPC Section-295) 2 charges related to rioting (IPC Section-147) 2 charges related to criminal intimidation (IPC Section-506) 1 charges related to Rioting, armed with deadly weapon (IPC Section-148) 1 charges related to Every member of unlawful assembly guilty of offence committed in prosecution of common object (IPC Section-149) 1 charges related to Intentional insult with intent to provoke breach of the peace (IPC Section-504) 1 charges related to Mischief causing damage to the amount of fifty rupees (IPC Section-427) 1 charges related to Trespassing on burial places, etc. (IPC Section-297)

S.No.	Re-elected MP Information	Brief Details of IPCs declared in 2014	Pending Criminal Cases in Last Election	Brief Details of IPCs in last Election
		Case No.44A/99, Date 26/6/2000, Case No. 2604/12 at Present Criminal Case No.44/99, CJM Maharajganj, F. R. No. 261/2000, Date 27/06/2000, J. M. II Gorakhpur Criminal Case No.43/7, Thana Kotawali		1 charges related to Mischief by fire or explosive substance with intent to destroy house, etc. (IPC Section-436) Other details:FIR No.43/07,Thana-Kotawali Gorakhpur,C.J.M.Court,Gorakhpur,Case No.6098/07,Date-14.6.2007 FIR No.44/99,Thana-Kotawali,C.J.M.Court,Maharajganj,Case No.7780/2006,Final Report No.261/2000,Date-13-9.2006
8	Name:Natubhai G. Patel State:DADRA & NAGAR HAVELI Constituency:DADRA & NAGAR HAVELI Party:BJP Total Cases:5 Serious IPC:6 Other IPC:22	3 charges related to criminal intimidation (IPC Section-506) 2 charges related to House-trespass after preparation for hurt, assault or wrongful restraint (IPC Section-452) 1 charge related to Attempt to murder (IPC Section-307) 4 charges related to Being member of an unlawful assembly (IPC Section-143) 4 charges related to rioting (IPC Section-147) 3 charges related to Mischief causing damage to the amount of fifty rupees (IPC Section-427) 3 charges related to Rioting, armed with deadly weapon (IPC Section-148) 2 charges related to Every member of unlawful assembly guilty of offence committed in prosecution of common object (IPC Section-149) 2 charges related to Intentional insult with intent to provoke breach of the peace (IPC Section-504) 1 charge related to Punishment of abetment if the act abetted is committed in consequence, and where no express provision is made for its punishment (IPC Section-109) 1 charge related to Acts done by several persons in furtherance of common intention (IPC Section-34)	Total Cases:3 Serious IPC:0 Other IPC:20	3 charges related to Being member of an unlawful assembly (IPC Section-143) 3 charges related to rioting (IPC Section-147) 3 charges related to Mischief causing damage to the amount of fifty rupees (IPC Section-427) 2 charges related to Rioting, armed with deadly weapon (IPC Section-148) 2 charges related to House-trespass after preparation for hurt, assault or wrongful restraint (IPC Section-452) 2 charges related to Intentional insult with intent to provoke breach of the peace (IPC Section-504) 2 charges related to criminal intimidation (IPC Section-506)

S.No.	Re-elected MP Information	Brief Details of IPCs declared in 2014	Pending Criminal Cases in Last Election	Brief Details of IPCs in last Election
		<p>1 charge related to voluntarily causing hurt (IPC Section-323)</p> <p>1 charge related to Punishment of criminal conspiracy (IPC Section-120B)</p> <p>Other details:Silvassa CR.No.21/2011, CJM Silvassa Case No.60/2011, (Session Case No.06/2012), Date-2/11/2011, Silvassa CR.No.21/2011, Session Case No.06/2012 before the Hon'ble High Court Criminal Revision Application No.558/2013 for discharge</p> <p>Vapi CR.No.51/2007, JMFC, Vapi Case No.1588/2007, Date-30/5/2007</p> <p>Silvassa CR.no.294/1999, CJM Silvassa Case No.45/2000, Date-13/4/2000</p> <p>FIR (CR.No.)170/07, Case No.06/2008, P.S.-Silvassa, The Hon'ble Court of CJM Silvassa, Cog.Date-17/6/08</p> <p>13(2),13(1)(e) of PC Act, CBI-AC-III, New Delhi, CR.No.RC-1(A),of 2012, Spl. Court Silvassa Case No.01/2014, Date-2/1/2014</p>		<p>1 charges related to voluntarily causing hurt (IPC Section-323)</p> <p>1 charges related to Every member of unlawful assembly guilty of offence committed in prosecution of common object (IPC Section-149)</p> <p>1 charges related to Acts done by several persons in furtherance of common intention (IPC Section-34)</p> <p>Other details:RCC NO.45/2000 FIR(CR NO.)294/99, (1) So far as Silvassa Police Station FIR (CR No.) 294/99 is concerned, it is alleged by the complainant Shri Chetanbhai Gajanand Javad, resident of Village Kharadpada, School Falia vide complaint dated 31/12/99 that the offence The Police has filled the charge sheet in the court of the Chief Judicial Magistrate of Silvassa and it is registered as Regular Criminal Case no. 45/2000.Charge is not framed in the matter.</p> <p>(2) So far as Silvassa Police Station FIR (CR No.) 170/07 is concerned, it is alleged by the complainant Shri Ganesh Siramni Nadar, resident of Village Dokmardi, vide complaint dated 24/06/2007 The Police has filled the charge sheet in the court of the Chief Judicial Magistrate of Silvassa and it is</p>

S.No.	Re-elected MP Information	Brief Details of IPCs declared in 2014	Pending Criminal Cases in Last Election	Brief Details of IPCs in last Election
				registered as Regular Criminal Case No. 06/2008. Charge is framed in the matter on 16/06/2008. (3) So far as Vapi Police Station FIR (CR No.) 1-51/07 is concerned, it is alleged by the complainant Smt. Niruben Kantibhai Patel, Resident of Village Chala, main Road. Vapi, vide complaint dated 11/03/2007 The Police has not filled the Charge Sheet in the court.
9	Name:Mekapati Rajamohan Reddy State:ANDHRA PRADESH Constituency:NELLORE Party:YSRCP Total Cases:2 Serious IPC:5 Other IPC:3	2 charges related to House-trespass after preparation for hurt, assault or wrongful restraint (IPC Section-452) 1 charge related to Cheating and dishonestly inducing delivery of property (IPC Section-420) 1 charge related to criminal intimidation (IPC Section-506) 1 charge related to Mischief by killing or maiming cattle, etc., of any value or any animal of the value of fifty rupees (IPC Section-429) 1 charge related to Acts done by several persons in furtherance of common intention (IPC Section-34) 1 charge related to Being member of an unlawful assembly (IPC Section-143) 1 charge related to rioting (IPC Section-147) Other details:The Honble Judicial Magistrate Of 1st Class,Atamakur As CC No-126/1989,Date Of Cog. 17/08/1989,Renumbered As CC No-4/2008 Of The Honble Judicial Magistrate Of 1st Class,At Udayagiri,SPSR Nellore Dist. CR petition No-2688/2013 filed by me before the Hon'ble High Court of Andhra Pradesh seeking to quash the proceeding and the same is pending 156(3) Cr.PC Act, Cr.No.184/2012, Nellore II Town P.S. Nellore Dist.,A.P., 2nd Addl. Judicial Magistrate of First Class, Nellore	Total Cases:1 Serious IPC:0 Other IPC:4	1 charges related to House-trespass after preparation for hurt, assault or wrongful restraint (IPC Section-452) 1 charges related to Mischief causing damage to the amount of fifty rupees (IPC Section-427) 1 charges related to Being member of an unlawful assembly (IPC Section-143) 1 charges related to rioting (IPC Section-147) Other details:CASE NO.46 OF 1988

S.No.	Re-elected MP Information	Brief Details of IPCs declared in 2014	Pending Criminal Cases in Last Election	Brief Details of IPCs in last Election
		C.F.No.3320/2012, Sri K.V. Sanath Kumar Reddy, filed a complaint under Section 190 of Cr.PC read with 420,452,506 & Section 34 of IPC on 5/6/2012 before the Hon'ble Court First Class IInd Additional Judicial Magistrate at Nellore seeking inter alia to refer his complaint filed against me and others ot the Police Authorities for Investigation, The Complainant filed a protest petition on 18/3/2014 vide CF No.1318 of 2014. That case is presently pending before Hon'ble Court of First Class IInd Additional Judicial Magistrate at Nellore		
10	Name:Gandhi Dilipkumar Mansukhlal State:MAHARASHTRA Constituency:AHMEDNAGAR Party:BJP Total Cases:10 Serious IPC:4 Other IPC:25	2 charges related to criminal intimidation (IPC Section-506) 1 charge related to Voluntarily causing hurt by dangerous weapons or means (IPC Section-324) 1 charge related to Voluntarily causing hurt to extort property, or to constrain to an illegal act (IPC Section-327) 5 charges related to Being member of an unlawful assembly (IPC Section-143) 3 charges related to voluntarily causing hurt (IPC Section-323) 3 charges related to Intentional insult with intent to provoke breach of the peace (IPC Section-504) 3 charges related to rioting (IPC Section-147) 2 charges related to Every member of unlawful assembly guilty of offence committed in prosecution of common object (IPC Section-149) 2 charges related to wrongful restraint (IPC Section-341) 2 charges related to Assault or criminal force to deter public servant from discharge of his duty (IPC Section-353) 1 charge related to Rioting, armed with deadly weapon (IPC Section-148) 1 charge related to Act endangering life or personal safety of others (IPC Section-336) 1 charge related to Mischief causing damage to the amount of fifty rupees (IPC Section-427) 1 charge related to Acts done by several persons in furtherance of common intention (IPC Section-34) 1 charge related to wrongful Confinement (IPC Section-342)	Total Cases:9 Serious IPC:1 Other IPC:10	1 charges related to Concealing with intent to facilitate design to wage war (IPC Section-123) 1 charges related to Causing hurt by act endangering life or personal safety of others (IPC Section-337) 1 charges related to wrongful restraint (IPC Section-341) 1 charges related to Mischief causing damage to the amount of fifty rupees (IPC Section-427) 1 charges related to Intentional insult with intent to provoke breach of the peace (IPC Section-504) 1 charges related to criminal intimidation (IPC Section-506) 1 charges related to Communication made in good faith (IPC Section-93) 1 charges related to Being member of an unlawful assembly (IPC Section-143) 1 charges related to rioting (IPC Section-147)

S.No.	Re-elected MP Information	Brief Details of IPCs declared in 2014	Pending Criminal Cases in Last Election	Brief Details of IPCs in last Election
		<p>Other details:R.T.C. 18/2008 Kotwali C.R. No. 220/2006 Taufkhana Police Station 111/1993 Sec. 37(1)(3)/135 Mumbai Police Act, Kotwali Police Station Case no. 258/1996 Kotwali Police Station Case no.120/2012, Sec. 37(1)(3)/135 Mumbai Police Act, 37(1)(3) of Mumbai Police Act R.T.C 227/2009 S.T.C 2903/2009 Shrigonda Police Station Case no. 183/2009 Nagar Police Station Case no. 93/1990 Nagar Police Station Case no.56/1985 Nagar Police Station Case no. 188/1987, Taufkhana Police Station, Case no. 263/2008 Court Case No. RTC 314/2009 Judicial Magistrate Ward-1 S.T.C. 3421/2005 , O.S.T.C. 69/2007 C.R. No. 56/2006 Kotwali Police Station Shrigonda Police Station Case no. 192/2009 Nagar Police Station Case no.,145/1985 Kotwali Police Station Case no. 474/1991</p>		<p>1 charges related to Rioting, armed with deadly weapon (IPC Section-148) 1 charges related to Every member of unlawful assembly guilty of offence committed in prosecution of common object (IPC Section-149)</p> <p>Other details:Section 37(1)(3), 135 B.P. Act, Case No. C.R.No.56/85 Case No. C.R.No.188/87 BOMBAY POLICE ACT 37 (1) (3) 135 Case No. C.R.No.106/2005 Case No. C.R.No.145/85 Case No. C.R.No.10/93 Case No. C.R.No.13/90 Case No. C.R.No.1/93 Case No. C.R.No.56/2006 Case No. C.R.No.220/2007</p>
11	<p>Name:Anurag Singh Thakur State:HIMACHAL PRADESH Constituency:HAMIRPUR Party:BJP Total Cases:10 Serious IPC:4 Other IPC:23</p>	<p>2 charges related to Cheating and dishonestly inducing delivery of property (IPC Section-420) 1 charge related to Voluntarily causing hurt to deter public servant from his duty (IPC Section-332) 1 charge related to criminal breach of trust (IPC Section-406) 4 charges related to Punishment of criminal conspiracy (IPC Section-120B) 4 charges related to Obstructing public servant in discharge of public functions (IPC Section-186) 4 charges related to Disobedience to order duly promulgated by public servant (IPC Section-188) 2 charges related to Assault or criminal force to deter public servant from discharge of his duty (IPC Section-353) 2 charges related to Mischief causing damage to the amount of fifty rupees (IPC Section-427)</p>	<p>Total Cases:0 Serious IPC:0 Other IPC:0</p>	

S.No.	Re-elected MP Information	Brief Details of IPCs declared in 2014	Pending Criminal Cases in Last Election	Brief Details of IPCs in last Election
		<p>2 charges related to criminal trespass (IPC Section-447)</p> <p>2 charges related to rioting (IPC Section-147)</p> <p>2 charges related to Every member of unlawful assembly guilty of offence committed in prosecution of common object (IPC Section-149)</p> <p>1 charge related to Rioting, armed with deadly weapon (IPC Section-148)</p> <p>Other details:FIR No-12/13, Dt 1/8/2013, 13(2)PC Act, PS. SV And ACB Dharamsala The case is under Investigation and the status is denied, U/S 8(1)h of RTI Act 2005</p> <p>Fir No-17/13, Dt 29/11/2013, 13(2)Pc Act, PS. SV And ACB Dharamshala, The case is under Investigation and the status is denied U/S 8(1)h Of RTI Act 2005</p> <p>Fir No-52/13, Dt 12/5/2013, P.S. Tughlak Road, Pending Trial The Case is with Justice Dheeraj Mittal, Metropolitan Magistrate, Patiala House, New Delhi, Next Date-19/7/2014</p> <p>Fir No-57/14, Dt 8/4/2014, P.S. Dharamshala- Pending Investigation</p> <p>Fir No-14/13, Dt 3/10/13, 3 Of PDPP Act And 13(2)PC Act PS SV And ACB, Dharamsala, The case is under Investigation and the status is denied U/S 8(1)h of RTI Act 2005</p> <p>Fir No-74/13 Dated 6/5/13, P.S.- Parliament Street, Pending Investigation</p> <p>FIR No.13/13, dt.3/10/13, 13(2)PC Act, at PS.SV & ACB at Dharamshala-Under Investigation and the status of the case is denied, 8(1)h of RTI Act, 2005</p> <p>Fir No-85/13, Dt 23/5/13, P.S.- Parliament Street, Pending Investigation</p> <p>Fir No-146/11 Dated 9/08/2011,PS Parliament Street, Pending Trial(The Case is with Justice Akash Jain, Metropolitan Magistrate,Patiala House, New Delhi, Next Date-9/6/2014</p> <p>Court CJM Dharamshala, Case at P.S.Dharamshala, Pending Trial, Next Date-15/5/2014</p>		

S.No.	Re-elected MP Information	Brief Details of IPCs declared in 2014	Pending Criminal Cases in Last Election	Brief Details of IPCs in last Election
12	Name:Sushil Kumar Singh State:BIHAR Constituency:AURANGABAD Party:BJP Total Cases:5 Serious IPC:2 Other IPC:16	<p>1 charge related to Voluntarily causing hurt by dangerous weapons or means (IPC Section-324)</p> <p>1 charge related to theft (IPC Section-379)</p> <p>3 charges related to rioting (IPC Section-147)</p> <p>3 charges related to Rioting, armed with deadly weapon (IPC Section-148)</p> <p>3 charges related to Every member of unlawful assembly guilty of offence committed in prosecution of common object (IPC Section-149)</p> <p>2 charges related to voluntarily causing hurt (IPC Section-323)</p> <p>2 charges related to Mischief causing damage to the amount of fifty rupees (IPC Section-427)</p> <p>1 charge related to Punished for mischief (IPC Section-426)</p> <p>1 charge related to Causing hurt by act endangering life or personal safety of others (IPC Section-337)</p> <p>1 charge related to criminal trespass (IPC Section-447)</p> <p>Other details:Shri Rakesh Kumar Tiwari,Judicial Magistrate First Class Aurangabad,Go No-04/1998, Cognizance Date 07/02/1998,Case No-12/98 Aurangabad,Nagar Thana Aurangabad Bihar,Trial No-851/14</p> <p>Shri Ashok Kumar Gupta,Judicial Magistrate First Class Aurangabad,Gr No-928/04, Cognizance Date 08/02/05,Case No-209/04 Aurangabad Nagar Thana Aurangabad Bihar,Trial No-951/14 Case No-104/14,Judicial Magistrate First Class Aurangabad,Nagar Thana,Aurangabad Bihar Case No-333/05 Aurangabad Nagar Thana,Aurangabad Bihar, Chief Judicial Magistrate,Aurangabad, Gr No-1461/05,Trial No-1154/14,Cognizance Date 4/08/2006</p> <p>Shri Devanand Mishra,Judicial Magistrate First Class Aurangabad,Gr No-649/98, Cognizance Date 17/03/1999,Case No-166/98 Aurangabad Nagar Thana Aurangabad Bihar,Trial No-993/14,</p>	Total Cases:4 Serious IPC:2 Other IPC:16	<p>1 charges related to Voluntarily causing hurt by dangerous weapons or means (IPC Section-324)</p> <p>1 charges related to theft (IPC Section-379)</p> <p>3 charges related to Rioting, armed with deadly weapon (IPC Section-148)</p> <p>3 charges related to rioting (IPC Section-147)</p> <p>3 charges related to Every member of unlawful assembly guilty of offence committed in prosecution of common object (IPC Section-149)</p> <p>2 charges related to voluntarily causing hurt (IPC Section-323)</p> <p>2 charges related to Mischief causing damage to the amount of fifty rupees (IPC Section-427)</p> <p>1 charges related to Punished for mischief (IPC Section-426)</p> <p>1 charges related to criminal trespass (IPC Section-447)</p> <p>1 charges related to Causing hurt by act endangering life or personal safety of others (IPC Section-337)</p> <p>Other details:The allegation against me is that on 9.08.2005 I was a member of an unlawful assembly and allotted the assembly for rioting criminal trespass, Mischief by breaking the glass is the vehicles and these in Sadar hospital</p>

S.No.	Re-elected MP Information	Brief Details of IPCs declared in 2014	Pending Criminal Cases in Last Election	Brief Details of IPCs in last Election
				<p>Aurangabad. P.S. Case No. 333/05, G.R. No. 1461/05, T.R. No. 1093/09, Dated 04.08.2006, Assistant Chief Judicial Magistrate, Aurangabad The allegation against me is that on 3.04.1998, while I was arrested in connection with Aurangabad (Town) P.S. Case No. 165/9 I was a member of an unlawful assembly, committed on offence of rioting in the campus of town police station at aurangabad and voluntarily caused hurt to the Police personals by pelting stones. P.S. Case No. 166/98, G.R. No. 649/98, T.R. No. 723/09, Dated 17.04.1999, Assistant Chief Judicial Magistrate, Aurangabad The allegation against me is that I have Committed mischief by putting a flag on Govt. building. Aurangabad P.S. Non F.I.R. No. 12/98, 4/98, Tr. No. 1376/09, Dated 7.02.1998, Chief Judicial Magistrate, Aurangabad The Allegation Against me is that on 2004, I Was a Member of unlawful assembly and committed an offence of rioting and voluntarily caused hurt to ramloilash yadav with iron rod. Aurangabad, P.S. Case No. 209/04, Dated 8.02.2005, Chief Judicial Magistrate, Aurangabad</p>

S.No.	Re-elected MP Information	Brief Details of IPCs declared in 2014	Pending Criminal Cases in Last Election	Brief Details of IPCs in last Election
13	Name:Kirti Azad State:BIHAR Constituency:DARBHANGA Party:BJP Total Cases:4 Serious IPC:2 Other IPC:6	<p>1 charge related to undue influence or personation at an election (IPC Section-171F)</p> <p>1 charge related to Illegal payments in connection with an election (IPC Section-171H)</p> <p>1 charge related to Mischief causing damage to the amount of fifty rupees (IPC Section-427)</p> <p>1 charge related to Intentional insult with intent to provoke breach of the peace (IPC Section-504)</p> <p>1 charge related to criminal trespass (IPC Section-447)</p> <p>1 charge related to Disobedience to order duly promulgated by public servant (IPC Section-188)</p> <p>1 charge related to Joining unlawful assembly armed with deadly weapon (IPC Section-144)</p> <p>1 charge related to Assault or criminal force to deter public servant from discharge of his duty (IPC Section-353)</p> <p>Other details:125 R.P. Act Town PS Case no.53/2009, Darbhanga, Bihar. Pending in the court of Shri R.K. Rai J.M. 1st Class Darbhanga, TR no. 692/14 date-01/02/2010, CJM, Darbhanga, Bihar Town PS Case no. 66/2001, Darbhanga, Bihar, Pending in the court of Shri U.K. Pandey, J.M.1st Class, Darbhanga, TR No. 2958/14 date-22/08/2007, CJM, Darbhanga, Bihar Shri P.K. Mohit, JM 1st Class Darbhanga, Bihar Date on the charge was framed is 31/07/2006 DD no. 4A/2004, PS Mandir Marg, New Delhi Cognizance has been not taken 125 R.P. Act Town PS Case no.53/2009, Darbhanga, Bihar. Pending in the court of Shri R.K. Rai J.M. 1st Class Darbhanga, TR no. 692/14 date-01/02/2010, CJM, Darbhanga, Bihar 133 R.P. Act Town Case no. 50/2009, Darbhanga, Bihar, Pending in the court of Shri A.A. Sahay, JM 1st Class Darbhanga, TR no. 1970/14 date-01/02/2010, CJM Darbhanga, Bihar DD no. 4A/2004, PS Mandir Marg, New Delhi Cognizance has been not taken 133 R.P. Act Town Case no.</p>	Total Cases:3 Serious IPC:1 Other IPC:7	<p>1 charges related to Illegal payments in connection with an election (IPC Section-171H)</p> <p>2 charges related to Disobedience to order duly promulgated by public servant (IPC Section-188)</p> <p>1 charges related to Mischief causing damage to the amount of fifty rupees (IPC Section-427)</p> <p>1 charges related to Intentional insult with intent to provoke breach of the peace (IPC Section-504)</p> <p>1 charges related to Punishment of criminal conspiracy (IPC Section-120B)</p> <p>1 charges related to Joining unlawful assembly armed with deadly weapon (IPC Section-144)</p> <p>1 charges related to Assault or criminal force to deter public servant from discharge of his duty (IPC Section-353)</p> <p>Other details:Darbhanga Town P.S. Case No. 66/01, Chief Judicial Magistrate Darbhanga, Dated 22.08.2001 133 R.P.Act 125, 133 R.P Act. Pandaul P.S. Case No. 67/04, Dated 19.10.2005, Chief Judicial Magistrate Madhubani 133 R.P. ACT., CASE NO.50/09</p>

S.No.	Re-elected MP Information	Brief Details of IPCs declared in 2014	Pending Criminal Cases in Last Election	Brief Details of IPCs in last Election
		50/2009, Darbhanga, Bihar, Pending in the court of Shri A.A. Sahay, JM 1st Class Darbhanga, TR no. 1970/14 date-01/02/2010, CJM Darbhanga, Bihar		
14	Name: Mohammad Asrarul Haque State: BIHAR Constituency: KISHANGANJ Party: INC Total Cases: 2 Serious IPC: 2 Other IPC: 5	1 charge related to Illegal payments in connection with an election (IPC Section-171H) 1 charge related to Mischief by injury to public road, bridge, river or channel (IPC Section-431) 1 charge related to rioting (IPC Section-147) 1 charge related to public nuisance in cases not otherwise provided for (IPC Section-290) 1 charge related to Mischief causing damage to the amount of fifty rupees (IPC Section-427) 1 charge related to Disobedience to order duly promulgated by public servant (IPC Section-188) 1 charge related to Being member of an unlawful assembly (IPC Section-143) Other details: G.R.421/09, Dt.24.06.09 3/4 Bihar Loud Speaker Act, G.R.1074/11, Dt.16.11.11	Total Cases: 0 Serious IPC: 0 Other IPC: 0	
15	Name: Badruddin Ajmal State: ASSAM Constituency: DHUBRI Party: AIUDF Total Cases: 1 Serious IPC: 2 Other IPC: 2	1 charge related to Promoting enmity between different groups on grounds of religion, race, place of birth, residence, language, etc., and doing acts prejudicial to maintenance of harmony (IPC Section-153A) 1 charge related to Imputations, assertions prejudicial to national-integration (IPC Section-153B) 1 charge related to Punishment of criminal conspiracy (IPC Section-120B) 1 charge related to Punishment of abetment if the act abetted is committed in consequence, and where no express provision is made for its punishment (IPC Section-109) Other details: Case No.-1415/2012, DT. 04-09-2013, CJM, Kokrajhar, P.S. Kokrajhar	Total Cases: 0 Serious IPC: 0 Other IPC: 0	

S.No.	Re-elected MP Information	Brief Details of IPCs declared in 2014	Pending Criminal Cases in Last Election	Brief Details of IPCs in last Election
16	Name:Nishikant Dubey State:JHARKHAND Constituency:GODDA Party:BJP Total Cases:5 Serious IPC:1 Other IPC:11	<p>1 charge related to undue influence or personation at an election (IPC Section-171F)</p> <p>3 charges related to Disobedience to order duly promulgated by public servant (IPC Section-188)</p> <p>2 charges related to Being member of an unlawful assembly (IPC Section-143)</p> <p>1 charge related to Rioting (IPC Section-146)</p> <p>1 charge related to Danger or obstruction in public way or line of navigation (IPC Section-283)</p> <p>1 charge related to public nuisance in cases not otherwise provided for (IPC Section-290)</p> <p>1 charge related to Continuance of nuisance after injunction to discontinue (IPC Section-291)</p> <p>1 charge related to Assault or criminal force to deter public servant from discharge of his duty (IPC Section-353)</p> <p>1 charge related to Mischief causing damage to the amount of fifty rupees (IPC Section-427)</p> <p>Other details:Sri S.M Ripathi J.M 1st class Jamtara GR Case No 540/2009 Fatehpur PS Case No 3/2009 State Vs. Nishikant Dubey, 126 P.R. Act. Substance Explain on 21.02.2012 Next Pending Date 25.04.2014</p> <p>Sri Ajay Kumar Singh SDJM Deoghar G.r No 318/2009 Jasidih PS Case No 79/2009 TR No 331/2014, 3 Lok Sampati Birupan Act. on 16.06.2009 Substance Explain 08.02.2013 Pending Date 30.04.2014</p> <p>C.J.M Godda Gr no 298/2009 TR No 1021/13 State Vr Nishikant Dubey, 132(2), 130 P.R> Act., 26.06.2009, Substance Explain 25.09.2012</p> <p>Sri Anada Singh JM 1st class Godda Poraiyahat PS Case No 162/2009 TR No 494/2014</p> <p>CJM Deoghar GR No 293/2009 Tr MP 315/2014 Sarwan Ps Case No 41/2009, 123(v) 135 P.R. Act., 30 Police Act. on 11.11.2009, Substance Explain 03.03.2012 Pending Date 31.03.2014</p>	Total Cases:0 Serious IPC:0 Other IPC:0	

S.No.	Re-elected MP Information	Brief Details of IPCs declared in 2014	Pending Criminal Cases in Last Election	Brief Details of IPCs in last Election
17	Name:S.PY Reddy State:ANDHRA PRADESH Constituency:NANDYAL Party:YSRCP Total Cases:2 Serious IPC:1 Other IPC:3	1 charge related to undue influence or personation at an election (IPC Section-171F) 2 charges related to Disobedience to order duly promulgated by public servant (IPC Section-188) 1 charge related to Wearing grab or carrying token used by public servant with fraudulent intent (IPC Section-171) Other details: Special Mobile Magistrate court, Kurnool, CC No. 211/2010 in FIR NO 212/2009 of IV Town police station of Kurnool, Date of Kurnool. Date of cognizance by court on 5.5.2009 123(2) Representation of people act = alleged to have sent key chains of hand symbol through vehicle bearing No. AP 31 x 5556 to distribute in weaker section colonies of Kurnool on 15-04-2009 Special Judicial I Class Magistrate Court, Nandyal, CC No. 331/209 in FIR No. 48/2009 of II town Police station of Nandyal. Date of Cognizance by court on 7.5.2009 127(A) Representation of people act - alleged to have transporting in vehicle number KA 34 2804, pamphlet and key chains without any proper receipts and permission of the competent authorities.	Total Cases:1 Serious IPC:0 Other IPC:0	Other details:Section 2(10)(M) and Section 7(1) and Section 16(1)(a)(1)of Prevention of food Adulteration Act 1954,CC No.373/2002,Judicial First Class Magistrate Court, Mahbubnagar, Date 16/08/2002
18	Name:Hari Manjhi State:BIHAR Constituency:GAYA Party:BJP Total Cases:1 Serious IPC:1 Other IPC:1	1 charge related to undue influence or personation at an election (IPC Section-171F) 1 charge related to Disobedience to order duly promulgated by public servant (IPC Section-188) Other details:P.S Case No-98/09, Gr No-914/09, Civil Line Thana, Court Chief Judicial Magistrate Gaya, Date 28/5/2011	Total Cases:0 Serious IPC:0 Other IPC:0	
19	Name:Patel Lalubhai Babubhai State:DAMAN & DIU Constituency:DAMAN & DIU Party:BJP Total Cases:1 Serious IPC:1 Other IPC:0	1 charge related to Delivery of coin as genuine, which, when first possessed, the deliverer did not know to be counterfeit (IPC Section-241) Other details:JMFC Vapi Case No-468/07 Date 10/3/1997	Total Cases:0 Serious IPC:0 Other IPC:0	

S.No.	Re-elected MP Information	Brief Details of IPCs declared in 2014	Pending Criminal Cases in Last Election	Brief Details of IPCs in last Election
20	Name:Danve Raosaheb Dadarao State:MAHARASHTRA Constituency:JALNA Party:BJP Total Cases:4 Serious IPC:0 Other IPC:12	2 charges related to Every member of unlawful assembly guilty of offence committed in prosecution of common object (IPC Section-149) 2 charges related to Assault or criminal force to deter public servant from discharge of his duty (IPC Section-353) 2 charges related to Intentional insult with intent to provoke breach of the peace (IPC Section-504) 2 charges related to Being member of an unlawful assembly (IPC Section-143) 2 charges related to rioting (IPC Section-147) 1 charge related to wrongful restraint (IPC Section-341) 1 charge related to Rioting (IPC Section-146) Other details:135 Bombay Police Act S.T.C. No 300175/2011, Court 5th First Class Judge Magistrate Jalna Dt 09.02.2011 135 Bombay Police S.T.C. No 217/2012, Court First Class Judge Magistrate Jafabad Dt 01.08.2012 3 Public Property Damage Act 135 Bombay Police S.T.C. No 216/2012 Dt 01.08.2012, Court First Class Judge Magistrate Jafabad 3 Public Property Damage Act, 135 Bombay Police, S.T.C. No 218/2012 Dt 01.08.2012, Court First Class Judge Magistrate Jafabad	Total Cases:3 Serious IPC:1 Other IPC:3	1 charges related to voluntarily causing grievous hurt (IPC Section-325) 1 charges related to Acts done by several persons in furtherance of common intention (IPC Section-34) 1 charges related to voluntarily causing hurt (IPC Section-323) 1 charges related to Intentional insult with intent to provoke breach of the peace (IPC Section-504) Other details:Case No. RCC 27/2008, Dated 21/04/2008 133 people representation act. Dated 02/06/2008, Case No. STC 210/2008 135 Bombay Police Act. STC 962/1997, Dated 27/05/1997
21	Name:Gawali Bhavana Pundlikrao State:MAHARASHTRA Constituency:YAVATMAL-WASHIM Party:SHIV SENA Total Cases:4 Serious IPC:0 Other IPC:3	1 charge related to Being member of an unlawful assembly (IPC Section-143) 1 charge related to wrongful restraint (IPC Section-341) 1 charge related to Disobedience to order duly promulgated by public servant (IPC Section-188) Other details:135 B.P.Act, Criminal No.3082/2014 135 B.P.Act, Criminal No.33/2005, CC No.965/2005,Date-4/7/2005 UP. No.138/2008 Police Thane Mangalrpir, Case No. 1545/2008 135 B.P.Act, Criminal No.44/2000, CC No.538/2000, Date-24/7/2000 UP. No.3144/2009 Case No. 2605/10 135 B.P.Act, Criminal No.3069/2011, Case No.1528/12,Date-21/8/2012 UP. No.3028/2010 Case CC No. 205/2011	Total Cases:1 Serious IPC:0 Other IPC:0	Other details:135 B P Act, G.R.No.3044/2000, SCC No.538/2000, J.M.F.C., Vashim, Date 24/07/2000, Pending

S.No.	Re-elected MP Information	Brief Details of IPCs declared in 2014	Pending Criminal Cases in Last Election	Brief Details of IPCs in last Election
22	Name:Jyoti Dhurve State:MADHYA PRADESH Constituency:BETUL Party:BJP Total Cases:2 Serious IPC:0 Other IPC:1	1 charge related to Disobedience to order duly promulgated by public servant (IPC Section-188) Other details:JMFC Harda, Case no. 1516/2009 year High Court of Jabalpur MP IP - 45/2009 Case related to Caste Certificate Pending in Court	Total Cases:0 Serious IPC:0 Other IPC:0	
23	Name:P.C. Mohan State:KARNATAKA Constituency:BANGALORE CENTRAL Party:BJP Total Cases:2 Serious IPC:0 Other IPC:1	1 charge related to Wearing grab or carrying token used by public servant with fraudulent intent (IPC Section-171) Other details:127(A) R.P. ACT 1951, VII Additional Chief Metropolitan Magistrate (ACMM), CC 11574/90, 23-05-2009. Await Order Stayed in High Court in CRLPR 896/12 CRL R P 896/12, Before High Court of Karnataka. CC no 11574/09 has been Stayed 147 & 174(a) of Railway Act 1989, IV Additional Chief Metropolitan (ACCM) Bangalore Cognizance Taken Date 06.05.2008 CC 10614/8	Total Cases:1 Serious IPC:0 Other IPC:0	Other details:Section 147 & 174(A) Railway Act, CC-10614/2008, Police Station-RPF Bangalore City, District-Bangalore, State-Karnataka, IV Additional Chief Metropolitan Magistrate at Bangalore, Date 06.05.2008
24	Name:Ramesh Jigajinagi State:KARNATAKA Constituency:BIJAPUR Party:BJP Total Cases:2 Serious IPC:0 Other IPC:2	2 charges related to Wearing grab or carrying token used by public servant with fraudulent intent (IPC Section-171) Other details:J M F C Third Court Vijapura CC No.2613/2010 J M F C first court Vijapura, CC No.1979/2009	Total Cases:0 Serious IPC:0 Other IPC:0	
25	Name:Rajendra Agarwal State:UTTAR PRADESH Constituency:MEERUT Party:BJP Total Cases:2 Serious IPC:0 Other IPC:1	1 charge related to Wearing grab or carrying token used by public servant with fraudulent intent (IPC Section-171) Other details:174 Railway Act, Criminal Case No. 614/2012, Case No. 769/09/13, P.S. RPF, Meerut, UP,Court-ACJM IV Meerut, Cognizance Date 06/05/2013 123 (1) A (2) B, The Representation of the People Act, 1951, Case No. 3182/2009,Court- A.C.J.M. V., Meerut, Cognizance Date - 17/08/2013	Total Cases:0 Serious IPC:0 Other IPC:0	
26	Name:Kristappa Nimmala State:ANDHRA PRADESH Constituency:HINDUPUR Party:TDP Total Cases:2 Serious IPC:0 Other IPC:0	Other details:Sec. 145, 147, 174(A) Indian Railway Act, Hindupur, Cr. 37/2010, STC 479/13 RPF, Hindupur, RPF, Dharmavaram Cr. No. 976/10, STC 1477/13, Section 174(a) 147, Indian Railway act	Total Cases:0 Serious IPC:0 Other IPC:0	

S.No.	Re-elected MP Information	Brief Details of IPCs declared in 2014	Pending Criminal Cases in Last Election	Brief Details of IPCs in last Election
27	Name:Rakesh Singh Urf Ghan-shyam Singh State:MADHYA PRADESH Constituency:JABALPUR Party:BJP Total Cases:1 Serious IPC:0 Other IPC:4	1 charge related to Joining or continu-ing in unlawful assembly, knowing it has been commanded to disperse (IPC Section-145) 1 charge related to Rioting (IPC Section-146) 1 charge related to rioting (IPC Section-147) 1 charge related to Non-attendance in obedience to an order form public servant (IPC Section-174) Other details:Railway Act. Case No. 15094/2010, Cognizance Date 07.09.2010, Special Railway Magistrate 1st Division Jabalpur Railway Station	Total Cases:0 Serious IPC:0 Other IPC:0	
28	Name:Pralhad Joshi State:KARNATAKA Constituency:DHARWAD Party:BJP Total Cases:1 Serious IPC:0 Other IPC:0	Other details: 145(b) (c), 146, 147 and 174(a) of Railway Act 2003 (II Amend-ment) II addl JMFC Court Dharwad. CC NO.171/2008, 25/02/2008	Total Cases:0 Serious IPC:0 Other IPC:0	
29	Name:Kalyan Banerjee State:WEST BENGAL Constituency:SREERAMPUR Party:AITC Total Cases:1 Serious IPC:0 Other IPC:2	1 charge related to defamation (IPC Section-500) 1 charge related to Printing or engrav-ing matter known to be defamatory (IPC Section-501) Other details:Ld. Court Of Metropolitan Magistrate Kolkata On 12/5/2009 In Case No. C- 23552/09 But Order Was Stayed By High Court Kolkata In CRR No-1856/2009, (Criminal Revisional Ap-plication Being CRR No-1856/2009,Stay Granted By The Hon'ble High Court At Calcutta On 15/07/2009)	Total Cases:0 Serious IPC:0 Other IPC:0	
30	Name:Gutha Sukhender Reddy State:TELANGANA Constituency:NALGONDA Party:INC Total Cases:1 Serious IPC:0 Other IPC:1	1 charge related to Disobedience to or-der duly promulgated by public servant (IPC Section-188) Other details:Sec 4 of Prevention of Disfigurement of open places and prohibition of obscene and objection-able posters & Advertisement Act 1977, C.C.No.906 of 2011, pending on the file of X. Addl. Chief Metro-politan Magistrate, Secunderabad and dt.21/10/2011, FIR No.196/05, Go-palpuram P.S., Secunderabad, C.R.L.P.	Total Cases:0 Serious IPC:0 Other IPC:0	

S.No.	Re-elected MP Information	Brief Details of IPCs declared in 2014	Pending Criminal Cases in Last Election	Brief Details of IPCs in last Election
		No.11232 of 2013 Quash Petition is filed to quash the proceedings in C.C.No.906/2011 which is pending before Hon'ble High Court, Andhra Pradesh and Hon'ble High Court granted Interim Orders i.e., stay of all further proceedings in C.C.no.906 of 2011 in so far the Petitioner/A6 is concerned and the same is extended until further orders		
31	Name:Shatrughan Sinha State:BIHAR Constituency:PATNA SAHIB Party:BJP Total Cases:1 Serious IPC:0 Other IPC:1	1 charge related to Disobedience to order duly promulgated by public servant (IPC Section-188) Other details:123 R.P. Act, Shri D.K.Bhaskar Judicial Magistrate -I Case No.- 53/10	Total Cases:0 Serious IPC:0 Other IPC:0	
32	Name:E. Ahamed State:KERALA Constituency:MALAPPURAM Party:IUML Total Cases:1 Serious IPC:0 Other IPC:0	Other details:NIL WP(c)No.1624 of 2012 Before high court of Delhi in which ECI R-1 and myself R-2	Total Cases:0 Serious IPC:0 Other IPC:0	
33	Name:Narendra Singh Tomar State:MADHYA PRADESH Constituency:GWALIOR Party:BJP Total Cases:1 Serious IPC:0 Other IPC:1	1 charge related to Disobedience to order duly promulgated by public servant (IPC Section-188) Other details:Case no.1016/09, Special Railway Magistrate Gwalior, Section 6/15 noise control ac, date-16/10/2011	Total Cases:0 Serious IPC:0 Other IPC:0	
34	Name:Sudip Bandyopadhyay State:WEST BENGAL Constituency:KOLKATA UTTAR Party:AITC Total Cases:1 Serious IPC:0 Other IPC:3	1 charge related to rioting (IPC Section-147) 1 charge related to Every member of unlawful assembly guilty of offence committed in prosecution of common object (IPC Section-149) 1 charge related to Mischief causing damage to the amount of fifty rupees (IPC Section-427) Other details:P.S/35, P.S. New Market, Kolkata, West Bengal, Ld. Metropolitan Magistrate 6th Court, G.R. 563/07, Date-30-04-2008	Total Cases:0 Serious IPC:0 Other IPC:0	

Table 5-5: Re-elected MPs with Increase in Number of Declared Criminal Cases over Previous Election

Re-elected MPs with Decrease in Number of Declared Criminal Cases over Previous Election

S.No.	Re-elected MP Information	Brief Details of IPCs in 2014	Pending Criminal Cases in Last Election	Brief Details of IPCs in last Election
1	Name:Ganesh Singh State:MADHYA PRADESH Constituency:SATNA Party:BJP Total Cases:2 Serious IPC:7 Other IPC:7	<p>2 charges related to Cheating and dishonestly inducing delivery of property (IPC Section-420)</p> <p>2 charges related to Forgery of valuable security, will, etc. (IPC Section-467)</p> <p>1 charge related to Falsification of accounts (IPC Section-477A)</p> <p>1 charge related to Forgery for purpose of cheating (IPC Section-468)</p> <p>1 charge related to attempting to commit offences punishable with imprisonment for life or other imprisonment (IPC Section-511)</p> <p>2 charges related to Acts done by several persons in furtherance of common intention (IPC Section-34)</p> <p>1 charge related to Public servant disobeying law, with intent to cause injury to any person (IPC Section-166)</p> <p>1 charge related to Public servant disobeying direction of law with intent to save person from punishment or property from forfeiture (IPC Section-217)</p> <p>1 charge related to Public servant framing incorrect record or writing with intent to save person from punishment or property from forfeiture (IPC Section-218)</p> <p>1 charge related to Punishment of criminal conspiracy (IPC Section-120B)</p> <p>1 charge related to Using as genuine a forged document or electronic record (IPC Section-471)</p> <p>Other details:13(1)D.13(2) PREVENTION OF CORRUPTION ACT., CASE NO.7/04, SPECIAL JUDGE MADAM SATNA, DATED. 18/01/2007 CASE NO.16/2004, JUDICIAL MAGISTRATE FIRST CLASS, AMARPATAN, DATED.21/01/2004</p>	Total Cases:3 Serious IPC:5 Other IPC:8	<p>2 charges related to Cheating and dishonestly inducing delivery of property (IPC Section-420)</p> <p>1 charges related to Forgery of valuable security, will, etc. (IPC Section-467)</p> <p>1 charges related to Forgery for purpose of cheating (IPC Section-468)</p> <p>1 charges related to Using as genuine a forged document or electronic record (IPC Section-471)</p> <p>2 charges related to Acts done by several persons in furtherance of common intention (IPC Section-34)</p> <p>1 charges related to Disobedience to order duly promulgated by public servant (IPC Section-188)</p> <p>1 charges related to Public servant disobeying law, with intent to cause injury to any person (IPC Section-166)</p> <p>1 charges related to Public servant disobeying direction of law with intent to save person from punishment or property from forfeiture (IPC Section-217)</p> <p>1 charges related to Public servant framing incorrect record or writing with intent to save person from punishment or property from forfeiture (IPC Section-218)</p> <p>1 charges related to Falsification of accounts (IPC Section-477A)</p>

S.No.	Re-elected MP Information	Brief Details of IPCs in 2014	Pending Criminal Cases in Last Election	Brief Details of IPCs in last Election
				<p>1 charges related to Punishment of criminal conspiracy (IPC Section-120B)</p> <p>Other details:13(1)(d),13(2) and 15 Prevention of Corruption Act and 6 Reservation Act,Case No.7/04, Date 18.01.2007 Special Judge(Prevention of Corruption Act),Satna,M.P. Case No 178/2003, Date 09/12/1993 Judicial Magistrate First Class,Satna,M.P. Case No.16/2004, Date 21-01-2004 Judicial Magistrate First Class,Amarpatan,District Satna,M.P.</p>
2	<p>Name:Ahir Hansraj Ganga-ram State:MAHARASHTRA Constituency:CHANDRAPUR Party:BJP Total Cases:11 Serious IPC:6 Other IPC:15</p>	<p>1 charge related to Concealing with intent to facilitate design to wage war (IPC Section-123) 1 charge related to Committing depre-dation on territories of Power at peace with the Government of India (IPC Section-126) 1 charge related to Wrongfully con-cealing or keeping in confinement, kidnapped or abducted person (IPC Section-368) 1 charge related to Abetment of such assault, if the assault is committed (IPC Section-134) 1 charge related to criminal intimid-a-tion (IPC Section-506) 1 charge related to Abetting mutiny, or attempting to seduce a soldier, sailor or airman from his duty (IPC Section-131) 4 charges related to Abetment of de-sertion of soldier, sailor or airman (IPC Section-135) 3 charges related to Being member of an unlawful assembly (IPC Section-143) 1 charge related to Assault or criminal force to deter public servant from dis-charge of his duty (IPC Section-353) 1 charge related to Disobedience to order duly promulgated by public servant (IPC Section-188)</p>	<p>Total Cases:30 Serious IPC:1 Other IPC:18</p>	<p>1 charges related to Obscene acts and songs (IPC Section-294) 2 charges related to wrongful restraint (IPC Section-341) 2 charges related to Mis-chief causing damage to the amount of fifty rupees (IPC Section-427) 1 charges related to Mis-chief by fire or explosive substance with intent to destroy house, etc. (IPC Section-436) 1 charges related to Causing hurt by act endangering life or personal safety of others (IPC Section-337) 1 charges related to Abetting mutiny, or attempting to seduce a soldier, sailor or air-man from his duty (IPC Section-131) 1 charges related to Being member of an unlawful assembly (IPC Section-143) 1 charges related to Dis-</p>

S.No.	Re-elected MP Information	Brief Details of IPCs in 2014	Pending Criminal Cases in Last Election	Brief Details of IPCs in last Election
		<p>1 charge related to Acts done by several persons in furtherance of common intention (IPC Section-34)</p> <p>1 charge related to wrongful restraint (IPC Section-341)</p> <p>1 charge related to Mischief causing damage to the amount of fifty rupees (IPC Section-427)</p> <p>1 charge related to Obscene acts and songs (IPC Section-294)</p> <p>1 charge related to voluntarily causing hurt (IPC Section-323)</p> <p>1 charge related to rioting (IPC Section-147)</p> <p>Other details:Ghugus Case No. 3007/98 Case No.3013/09 Ballarpur Case No.3029/09 Gadchiroli, 3054/04, 3013/09, Warora 215/08, Ballarpur 3029/09, Ghuges 3007/98, Bhadravati 3041/07, Chandrapur 02/81 3060/04, 42/05, 3029/03, 50/2002 Case No.50/2002 Warora Case No. 215/08 Chandrapur Case No. 02/81 Case No.3029/08 Bhadravati Case No. 3041/07 Gadchiroli Case No. 3054/04 Case No.3060/04 Case No.42/05</p>		<p>obedience to order duly promulgated by public servant (IPC Section-188)</p> <p>1 charges related to Obstructing public servant in discharge of public functions (IPC Section-186)</p> <p>1 charges related to rioting (IPC Section-147)</p> <p>1 charges related to Every member of unlawful assembly guilty of offence committed in prosecution of common object (IPC Section-149)</p> <p>1 charges related to Harbouring deserter (IPC Section-136)</p> <p>1 charges related to Knowingly joining or continuing in assembly of five or more persons after it has been commanded to disperse (IPC Section-151)</p> <p>1 charges related to Assaulting or obstructing public servant when suppressing riot, etc. (IPC Section-152)</p> <p>1 charges related to criminal intimidation (IPC Section-506)</p> <p>1 charges related to Voluntarily causing hurt to deter public servant from his duty (IPC Section-332)</p> <p>1 charges related to Wantonly giving provocation with intent to cause riot-if rioting be committed-if not committed (IPC Section-153)</p> <p>Other details:Case No. 253/1998 Case No. 12467/1990 Case No. 10564/2005 135 B.P. Act & D.P.P Act,</p>

S.No.	Re-elected MP Information	Brief Details of IPCs in 2014	Pending Criminal Cases in Last Election	Brief Details of IPCs in last Election
				Case No. 74/1983 Case No. 6635/1988 Case No. 10218/2004 Case No. 1885/2002 Case No. 3901/2000 Case No. 2757/2000 Case No. 14833/2003 Case No. 2998/2001 Case No. 1003/2002 Case No. 7683/2005 Case No. 2951/2001 Case No. 8600/2000 Case No. 3748/1999 Case No. 640/1998 Case No. 328/2000 Case No. 9492/2004 Case No. 427/2001 Case No. 1239/2000 Case No. 326/2000 Case No. 5795/2002 Case No. 2899/2007 Case No. 436/2004 Case No. 4270/2000 BP ACT- 135,294, 337,427, 131,143, 188,341, 186 Case No. 14965/ 2003 Case No. 2539/ 2007 Case No. 5/2008 Case No. 45/1987
3	Name:M B Rajesh State:KERALA Constituency:PALAKKAD Party:CPI(M) Total Cases:11 Serious IPC:5 Other IPC:48	5 charges related to Voluntarily causing hurt to deter public servant from his duty (IPC Section-332) 10 charges related to rioting (IPC Section-147) 8 charges related to Being member of an unlawful assembly (IPC Section-143) 7 charges related to Every member of unlawful assembly guilty of offence committed in prosecution of common object (IPC Section-149) 7 charges related to Danger or obstruction in public way or line of navigation (IPC Section-283) 6 charges related to Rioting, armed with deadly weapon (IPC Section-148) 4 charges related to Assault or criminal force to deter public servant from discharge of his duty (IPC Section-353) 2 charges related to Joining unlawful assembly armed with deadly weapon	Total Cases:16 Serious IPC:2 Other IPC:70	2 charges related to Attempt to murder (IPC Section-307) 12 charges related to rioting (IPC Section-147) 10 charges related to Being member of an unlawful assembly (IPC Section-143) 10 charges related to Every member of unlawful assembly guilty of offence committed in prosecution of common object (IPC Section-149) 8 charges related to Danger or obstruction in public way or line of navigation (IPC Section-283) 6 charges related to Assault or criminal force to deter public servant

S.No.	Re-elected MP Information	Brief Details of IPCs in 2014	Pending Criminal Cases in Last Election	Brief Details of IPCs in last Election
		<p>(IPC Section-144) 1 charge related to Refusing to sign statement (IPC Section-180) 1 charge related to Disobedience to order duly promulgated by public servant (IPC Section-188) 1 charge related to Joining or continuing in unlawful assembly, knowing it has been commanded to disperse (IPC Section-145) 1 charge related to wrongful restraint (IPC Section-341)</p> <p>Other details:JFCM III TVM-24-.06.2004, CC No. 140/2003 Joining unlawful assembly and obstruction in public way or line of navigation Palakkad Chief Judicial Magistrate Court, CC No.503/2012- Town south Police Crime 87/2012- Charges related to Obstructing public servant in discharge of public functions Sec. 121 of KP Act, Thiruvananthapuram Judicial First Class No. III Magistrate, CC NO.732/2011-Cantonment Police Crime 520/11- Charges related to Voluntarily causing hurt to deter public servant from his duty. JFCM TVM-08.07.2003,CC No.146/2003, obstruction in public way or line of navigation JFCM III Trivandrum, date: 08.07.2003, CC No.827/2003, Being obstruction in public way or line of navigation 3 of PDPP Act JFCM III Trivandrum, CC No.366/2003 date: 07.02.2003,Being unlawful assembly and causing hurt to deter public servant from his duty JFCM Trivandrum,date: 10.11.2002, CC No. 371/2003,unlawful assembly and causing hurt to deter public servant from his duty , JFCM III Trivandrum, date: 24.06.2004, CC No.389/2004, Being obstruction in public way or line of navigation 3 of PDPP Act JFCM III Thiruvananthapuram, Cantontment Police CC No. 26/2003; date:07.02.2003, Committed in prosecution of common object</p>		<p>from discharge of his duty (IPC Section-353) 4 charges related to Rioting, armed with deadly weapon (IPC Section-148) 4 charges related to Voluntarily causing hurt to deter public servant from his duty (IPC Section-332) 4 charges related to Joining unlawful assembly armed with deadly weapon (IPC Section-144) 2 charges related to Obstructing public servant in discharge of public functions (IPC Section-186) 2 charges related to Joining or continuing in unlawful assembly, knowing it has been commanded to disperse (IPC Section-145) 2 charges related to Assaulting or obstructing public servant when suppressing riot, etc. (IPC Section-152) 2 charges related to Voluntarily causing grievous hurt to deter public servant from his duty (IPC Section-333) 1 charges related to Concealing design to commit offence punishable with imprisonment (IPC Section-120) 1 charges related to Disobedience to order duly promulgated by public servant (IPC Section-188) 1 charges related to Punishment of criminal conspiracy (IPC Section-120B)</p>

S.No.	Re-elected MP Information	Brief Details of IPCs in 2014	Pending Criminal Cases in Last Election	Brief Details of IPCs in last Election
		<p>and causing grievous hurt to deter public servant, court ordered stay for this.</p> <p>JFCM, TVM,Cantontment Police CC No.219/2002,date:10.11.2002, charges related to Being member of an unlawful assembly Sec. 174,147 of Railway Act, JFCM Ottapalam, RPF Palakkad, CC No.76/2008 date: 30.01.2008, Blocking of Indian Railway train on 05.02.2007</p>		<p>1 charges related to Re-fusing to sign statement (IPC Section-180)</p> <p>Other details:389/2004 Sec. 147,174, of Indian Railway Act, Case no. 1030/2007 Sec. 147,174A, of Indian Railway Act, Case no. 76/2008, Damage to public property kerala high court ,jfc2nd TVM,jfc3rd 26/2003,219/2002,146/2003,140/2004, 322/ 2005, 112/2003,1030/2007, 1/2007 7/2/03, 10/11/02, 8/7/03, 24/6/04, 10/8/2005, 18/3/2003, 26/6/2006, 5/2/2007 3 of PDPP Act 827/2003 219/2002,34 k p Act 371/2003, 34 KP Act 252/2006, 146/2003 112/2003, 3(1) PDPP Act 3 of PDPP Act 366/ 2003 Sec. 147, 174A, of Indian Railway Act, Case no. 38/ 2007 26/ 2004 3(1) PDPP Act 322/ 2005 Sec. 147, 174, of Indian Railway Act, Case no. 01 / 2007, 140 / 2004</p>

S.No.	Re-elected MP Information	Brief Details of IPCs in 2014	Pending Criminal Cases in Last Election	Brief Details of IPCs in last Election
4	Name:Radadiya Vithalbhai Hansrajbhai State:GUJARAT Constituency:PORBANDAR Party:BJP Total Cases:10 Serious IPC:5 Other IPC:27	<p>2 charges related to Voluntarily causing hurt to deter public servant from his duty (IPC Section-332)</p> <p>1 charge related to culpable homicide not amounting to murder (IPC Section-304)</p> <p>1 charge related to Fraudulent cancellation, destruction, etc., of will, authority to adopt, or valuable security (IPC Section-477)</p> <p>1 charge related to Putting person in fear of death or of grievous hurt, in order to commit extortion (IPC Section-387)</p> <p>6 charges related to Disobedience to order duly promulgated by public servant (IPC Section-188)</p> <p>4 charges related to Intentional insult with intent to provoke breach of the peace (IPC Section-504)</p> <p>3 charges related to Obstructing public servant in discharge of public functions (IPC Section-186)</p> <p>3 charges related to Being member of an unlawful assembly (IPC Section-143)</p> <p>3 charges related to Every member of unlawful assembly guilty of offence committed in prosecution of common object (IPC Section-149)</p> <p>2 charges related to Abettor present when offence is committed (IPC Section-114)</p> <p>2 charges related to rioting (IPC Section-147)</p> <p>1 charge related to Assault or criminal force to deter public servant from discharge of his duty (IPC Section-353)</p> <p>1 charge related to Mischief causing damage to the amount of fifty rupees (IPC Section-427)</p> <p>1 charge related to wrongful restraint (IPC Section-341)</p> <p>1 charge related to Assaulting or obstructing public servant when suppressing riot, etc. (IPC Section-152)</p> <p>Other details:FIR No. 3019/98, Date 21.02.1998, Dhoraji Police St. Dist. Rajkot Under Bombay Police Act. 135, Criminal Case No. 539/1998 FIR NO.111/92, DATED 4.11.92 AT THE</p>	Total Cases:14 Serious IPC:2 Other IPC:46	<p>1 charges related to Voluntarily causing hurt by dangerous weapons or means (IPC Section-324)</p> <p>1 charges related to culpable homicide not amounting to murder (IPC Section-304)</p> <p>7 charges related to Intentional insult with intent to provoke breach of the peace (IPC Section-504)</p> <p>7 charges related to Disobedience to order duly promulgated by public servant (IPC Section-188)</p> <p>4 charges related to Every member of unlawful assembly guilty of offence committed in prosecution of common object (IPC Section-149)</p> <p>3 charges related to Obstructing public servant in discharge of public functions (IPC Section-186)</p> <p>3 charges related to rioting (IPC Section-147)</p> <p>3 charges related to voluntarily causing hurt (IPC Section-323)</p> <p>3 charges related to Abettor present when offence is committed (IPC Section-114)</p> <p>3 charges related to Being member of an unlawful assembly (IPC Section-143)</p> <p>2 charges related to wrongful restraint (IPC Section-341)</p> <p>2 charges related to Voluntarily causing hurt to deter public servant from his duty (IPC Section-332)</p> <p>1 charges related to Putting person in fear</p>

S.No.	Re-elected MP Information	Brief Details of IPCs in 2014	Pending Criminal Cases in Last Election	Brief Details of IPCs in last Election
		<p>JAMKANDORA ,RAJKOT, FIR NO.8309 DATE - 28.08.2008,CRIMINAL CAUSE NO.154-2010 FIR No.8309 at 28-08-2009 at Jetpur Police Station, Dist. Rajkot, case is pending at Judicial First Class Magistrate court Jetpur, Dist. RAjkot , Vide Cr. Case no.154-2010 FIR NO.223/2000 DATED 17.04.2000 RAJKOT CITY POLICE STN. FIR No.223/2000 date 17-04-2000 at Police Station Rajkot City, Case pending in the court of Judicial Magistrate First Class, Dhoraji, since 27-09-2002 Vide Criminal Case no.924/200 FIR No. 3030/2000 Date 16.09.2000, Jamkandorma P.S. Disturbing Public Servant on duty and Bombay Public Act. Section 33(1), (2), (33), Vide Criminal Case No. 924/2000, Case pending in the court of Judicial Magistrate First Class, Dhoraji Since 27-09-2002 FIR No.I-555/08 at 04-12-08 at Rajkot City prudman nagar Police Station, case is pending before chief judicial magistrate Rajkot, Court no.4, since 19-01-2009, criminal case no.289/2009 Sec. 135 of B.P.A. Act, FIR No.97/2004 dated 11-12-2004, at Jamkandorana Police Station, Dist. Rajkot, case pending in the court of judicial magistrate first class Dhoraji, since 22-07-05, Vide Criminal no.893/2005 FIR No.111/92 dated 04-11-92 at the Jamkandornu P.S., Dist. Rajkot, pending in the court of Judicial Magistrate First Class, Dhoraji since 20-11-92 Sec.135 of Bombay Police Act, FIR No.3018/98 dated 21-02-1998, Vide Criminal Case no.538/1998, Dhoraji Police St. Dist. Rajkot, Case pending in the court of Judicial Magistrate First Class, Dhoraji, since 23-04-98 RIT NO.3018/98 & 3019/98 & 3030/2000, DATED 21.02.1998,DHORAJI,CRIMINAL CAUSE NO.538/1998 & 539/1998, 924/2000, BOMBAY ACT 135</p>		<p>of death or of grievous hurt, in order to commit extortion (IPC Section-387) 1 charges related to Fraudulent cancellation, destruction, etc., of will, authority to adopt, or valuable security (IPC Section-477) 1 charges related to Assaulting or obstructing public servant when suppressing riot, etc. (IPC Section-152) 1 charges related to Voluntarily causing grievous hurt. (IPC Section-322) 1 charges related to Assault or criminal force to deter public servant from discharge of his duty (IPC Section-353) 1 charges related to Mischief by killing or maiming cattle, etc., of any value or any animal of the value of fifty rupees (IPC Section-429) 1 charges related to Printing or engraving matter known to be defamatory (IPC Section-501) 1 charges related to Rioting, armed with deadly weapon (IPC Section-148) 1 charges related to Threat of injury to public servant (IPC Section-189) Other details:FIR No.3030/2000 dated 16-9-2000 at the Jamkandorna PS (Dist. Rajkot) and Bombay Police Act section 33 (1), (2), (33). Case pending at the Dhoraji Magistrate's</p>

S.No.	Re-elected MP Information	Brief Details of IPCs in 2014	Pending Criminal Cases in Last Election	Brief Details of IPCs in last Election
		<p>FIR NO. 742/02 DATED 23.11.2000 57/02 DATED 25.01.02 Sec.135 of Bombay Police Act, FIR No.3019/98 dated 21-02-1998, Vide Criminal Case no.539/1998, Dhoraji Police St. Dist. Rajkot, Case pending in the court of Judicial Magistrate First Class, Dhoraji, since 23-04-98 97/2004 DT.11.12.2004,CRIMINAL CAUSE NO.893/2005 FIR NO.1555/08 DT. 04.12.2008,CRIMINAL CAUSE NO.2089/2009 FIR NO. 742/02 dated 23-11-2000 at Police Station Rajkot City, Case is pending in the court of Judicial Magistrate First Class, Rajkot City since 10-03-2002 FIR No.57/02 date 25-01-02 at Police Station Rajkot City, Pending in the court of Judicial Magistrate First Class Rajkot City, since 10-03-2002, criminal Case no. 2166/02</p>		<p>court (Judicial Magistrate First Class) since 27.9.2002. FIR No.22/91 dated 1.2.91 at the Jamkandorna PS (Dist. Rajkot) Case pending in the Dhoraji Magistrate's court (Judicial Magistrate First Class) since 26.4.91. FIR No.3019/98 dated 21-2-1998 under Bombay Police Act 135 . Case pending in the court of Dhoraji Magistrate's court (Judicial Magistrate First Class) since 23-4-98. FIR No.:- 3194/05 dated 26-5-2005 at Dhoraji Police Station, Dist.:- Rajkot. Arm Act 30. Case pending before Judicial Magistrates Court Dhoraji since 22-02-06. FIR NO:- 8309 at 28-08-2009 at Jetpur Police Station. dist:- Rajkot. Case pending at Judicial First Class Magistrate's Court JETPUR Dist.:- Rajkot vide Cr. case No:- 154-2010 FIR No.742/02 dated 23-11-2000 at Police Station, Rajkot City. Case pending in the court of Judicial Magistrate First Class, Rajkot City since 10-03-2002. FIR No:-I-555/08 at 04-12-2008 at Rajkot city Prduman nagar police st. case pending before chief judicial Mag. Rajkot, Court No:- 4, Since 19-01-2009. FIR No.57/02 dated 25-1-02 at Police Station, Rajkot City. Case pending in the court of</p>

S.No.	Re-elected MP Information	Brief Details of IPCs in 2014	Pending Criminal Cases in Last Election	Brief Details of IPCs in last Election
				<p>Judicial Magistrate First Class, Rajkot City since 10-3-02.</p> <p>FIR No.123/91 dated 21.9.91 at the Jamkandorna PS (Dist. Rajkot) and Atrocities Act 1 (10). Case pending in the Dhoraji Magistrate's Court (Judicial Magistrate First Class) Since 1-4-94.</p> <p>FIR No.111/92 dated 4-11-92 at the Jamkandorna PS (Dist. Rajkot). Case pending in the Dhoraji Magistrate's Court (Judicial Magistrate First Class) since 20.11.92.</p> <p>FIR No.3018/98 dated 21.2.98 and Under Bombay Police Act 135. Case pending at the Dhoraji Magistrate's court Judicial Magistrate First Class since 23-4-98.</p> <p>FIR No.223/2000 dated 17-4-2000 at Police Station, Rajkot City . Case pending in the court of Judicial Magistrate First Class, Rajkot City since 4-7-2000.</p> <p>FIR NO:- 166/12 at 12-10-2012 at Karjan Police Station, Dist:- Baroda. pending in Hon. Gujarat High Court vide criminal Misc. application No:- 15281 of 2012</p> <p>FIR No.:- 9704/05 dated 28-12-2004 at Dhoraji Police Station, Dist.:- Rajkot. B.P.A. 135. Case pending before Judicial Magistrates Court Dhoraji since 22-07-05.</p>

S.No.	Re-elected MP Information	Brief Details of IPCs in 2014	Pending Criminal Cases in Last Election	Brief Details of IPCs in last Election
5	Name:Suvendu Adhikari State:WEST BENGAL Constituency:TAMLUK Party:AITC Total Cases:2 Serious IPC:4 Other IPC:7	1 charge related to voluntarily causing grievous hurt (IPC Section-325) 1 charge related to theft (IPC Section-379) 1 charge related to Attempt to murder (IPC Section-307) 1 charge related to Kidnapping or abducting in order to murder (IPC Section-364) 2 charges related to rioting (IPC Section-147) 2 charges related to Every member of unlawful assembly guilty of offence committed in prosecution of common object (IPC Section-149) 2 charges related to voluntarily causing hurt (IPC Section-323) 1 charge related to Rioting, armed with deadly weapon (IPC Section-148) Other details:GR 229/97, PS Contai, Purba Medinipur, WB, 3rd J.M. Contai Court, charges frame date 20-12-97 GR 757/97 PS Contai, Purba Medinipur, WB, A.C.J.M. Contai Court, charges frame date 26-02-99, Revision case filed on the Hon'ble High Court Calcutta GR-229/97 GR-757/97 PS CONTAI PURBA MEDNIPUR WB, 3RD J.M CONTAI COURT A.C.J.M CONTAI COURT 20-12-97, 26-02-99 HAVE STYED BY HONBLE HIGH COURT CALCUTTA	Total Cases:3 Serious IPC:4 Other IPC:13	1 charges related to voluntarily causing grievous hurt (IPC Section-325) 1 charges related to theft (IPC Section-379) 1 charges related to Attempt to murder (IPC Section-307) 1 charges related to Kidnapping or abducting in order to murder (IPC Section-364) 3 charges related to rioting (IPC Section-147) 3 charges related to Every member of unlawful assembly guilty of offence committed in prosecution of common object (IPC Section-149) 3 charges related to voluntarily causing hurt (IPC Section-323) 2 charges related to Rioting, armed with deadly weapon (IPC Section-148) 1 charges related to Assault or criminal force to woman with intent to outrage her modesty (IPC Section-354) 1 charges related to wrongful restraint (IPC Section-341) Other details:Case no.G.R.757/97,Dt. 26.02.1999 2rd A.C.J.M Contal Case no.944/91,Dt. 28.02.1992 Court 1st JM Contal Case no GR.NO.229/97,Court 3rd J.M. Contai Dt 20.12.1997

S.No.	Re-elected MP Information	Brief Details of IPCs in 2014	Pending Criminal Cases in Last Election	Brief Details of IPCs in last Election
6	Name:Late Munde Gopinathrao Pandurang State:MAHARASHTRA Constituency:BEED Party:BJP Total Cases:3 Serious IPC:3 Other IPC:10	<p>1 charge related to Kidnapping or abducting with intent secretly and wrongfully to confine person (IPC Section-365)</p> <p>1 charge related to criminal intimidation (IPC Section-506)</p> <p>1 charge related to Voluntarily causing grievous hurt by dangerous weapons or means (IPC Section-326)</p> <p>2 charges related to voluntarily causing hurt (IPC Section-323)</p> <p>1 charge related to Rioting, armed with deadly weapon (IPC Section-148)</p> <p>1 charge related to Every member of unlawful assembly guilty of offence committed in prosecution of common object (IPC Section-149)</p> <p>1 charge related to Assault or criminal force to deter public servant from discharge of his duty (IPC Section-353)</p> <p>1 charge related to Acts done by several persons in furtherance of common intention (IPC Section-34)</p> <p>1 charge related to wrongful restraint (IPC Section-341)</p> <p>1 charge related to wrongful Confinement (IPC Section-342)</p> <p>1 charge related to Being member of an unlawful assembly (IPC Section-143)</p> <p>1 charge related to rioting (IPC Section-147)</p> <p>Other details:Nyaydandadhikari Court first Class, Aurangabad, FIR No.-179/2007 in 27-08-2007 Section 3(10) Atrocity Act, Court No. 47, Explened Court, CST, Mumbai, FIR No.-140/2003 in 17-3-2004 Court No. 47, Explened Court, CST, Mumbai, FIR No.-358/2000, No Charged</p>	Total Cases:4 Serious IPC:2 Other IPC:11	<p>1 charges related to Kidnapping or abducting with intent secretly and wrongfully to confine person (IPC Section-365)</p> <p>1 charges related to Voluntarily causing grievous hurt by dangerous weapons or means (IPC Section-326)</p> <p>2 charges related to voluntarily causing hurt (IPC Section-323)</p> <p>1 charges related to rioting (IPC Section-147)</p> <p>1 charges related to Rioting, armed with deadly weapon (IPC Section-148)</p> <p>1 charges related to Every member of unlawful assembly guilty of offence committed in prosecution of common object (IPC Section-149)</p> <p>1 charges related to Assault or criminal force to deter public servant from discharge of his duty (IPC Section-353)</p> <p>1 charges related to Acts done by several persons in furtherance of common intention (IPC Section-34)</p> <p>1 charges related to wrongful restraint (IPC Section-341)</p> <p>1 charges related to wrongful Confinement (IPC Section-342)</p> <p>1 charges related to criminal intimidation (IPC Section-506)</p> <p>1 charges related to Being member of an unlawful assembly (IPC Section-143)</p> <p>Other details:Case No 179/2007 Dt. 27.08.2007 3, 25, 35 Arms Act Case</p>

S.No.	Re-elected MP Information	Brief Details of IPCs in 2014	Pending Criminal Cases in Last Election	Brief Details of IPCs in last Election
				No , Case No. 391/1997 Court No 32 Bandra Mumbai Dt 09.08.2004 3(10)Atrocity Act Case No 140/2003 Case No 358/2000
7	Name:Chandrakant Bhaurao Khaire State:MAHARASHTRA Constituency:AURANGABAD Party:SHIV SENA Total Cases:8 Serious IPC:2 Other IPC:23	1 charge related to Voluntarily causing hurt to deter public servant from his duty (IPC Section-332) 1 charge related to criminal intimidation (IPC Section-506) 3 charges related to rioting (IPC Section-147) 3 charges related to voluntarily causing hurt (IPC Section-323) 2 charges related to Being member of an unlawful assembly (IPC Section-143) 2 charges related to Mischief causing damage to the amount of fifty rupees (IPC Section-427) 2 charges related to Assault or criminal force to deter public servant from discharge of his duty (IPC Section-353) 2 charges related to wrongful restraint (IPC Section-341) 1 charge related to Abetting commission of offence by the public or by more than ten persons (IPC Section-117) 1 charge related to Every member of unlawful assembly guilty of offence committed in prosecution of common object (IPC Section-149) 1 charge related to Disobedience to order duly promulgated by public servant (IPC Section-188) 1 charge related to wrongful Confinement (IPC Section-342) 1 charge related to Obstructing public servant in discharge of public functions (IPC Section-186) 1 charge related to defamation (IPC Section-500) 1 charge related to Rioting, armed with deadly weapon (IPC Section-148) 1 charge related to Intentional insult with intent to provoke breach of the peace (IPC Section-504) 1 charge related to Abettor present when offence is committed (IPC Section-114)	Total Cases:16 Serious IPC:1 Other IPC:19	1 charges related to Wrongful confinement for three or more days (IPC Section-343) 3 charges related to rioting (IPC Section-147) 3 charges related to Being member of an unlawful assembly (IPC Section-143) 2 charges related to Disobedience to order duly promulgated by public servant (IPC Section-188) 2 charges related to wrongful restraint (IPC Section-341) 2 charges related to Rioting, armed with deadly weapon (IPC Section-148) 1 charges related to Acts done by several persons in furtherance of common intention (IPC Section-34) 1 charges related to wrongful Confinement (IPC Section-342) 1 charges related to Assault or criminal force to deter public servant from discharge of his duty (IPC Section-353) 1 charges related to Every member of unlawful assembly guilty of offence committed in prosecution of common object (IPC Section-149) 1 charges related to Mischief causing damage to the amount of fifty rupees (IPC Section-427) 1 charges related to

S.No.	Re-elected MP Information	Brief Details of IPCs in 2014	Pending Criminal Cases in Last Election	Brief Details of IPCs in last Election
		<p>Other details:135 B.P.Act, FIR No. 135/12 135 B.P.Act, FIR No. 3023/11, Court Case No. SCC No. 2553/2000, Dt. 25/04/2000 135 B.P.Act, 37(1)37(3), FIR No. 3023/11 135 B.P.Act, 3(1)(5) 3(1)(10) PCR Act, Mukundwadi, FIR No. 54/2000, Court Case No. NCC No. 2985/2001, Dt.17/8/2001, JMFC Railway Court, Aurangabad 135 B.P. Act, FIR No. 3024/09, Criminal Case No. 62/09, Court Case No. MA No. 1188/09,Dt.24/09/09, CJM Court, Aurangabad City Chowk, FIR No. 655/1988, Court 4th, Aurangabad 135 B.P. Act, FIR No. 13/90, Criminal Case No. 38/90, Court Case No. MSCC No. 480/90, Dt.19.04.90, CJM Court, Aurangabad Mukundwadi, Court Case No. SCC No. 1021/2006, JMFC Railway Court, Aurangabad</p>		<p>voluntarily causing hurt (IPC Section-323) 1 charges related to Intentional insult with intent to provoke breach of the peace (IPC Section-504)</p> <p>Other details:135 B.P. Act GR 111/04 Court Case No 1088/04 P.S Vejapur Court J.M.F.C. Venjapur 188 BP Act GR No 387/00 Case No 387/00 P.S Nevasa (Ahamdnagar) Court J.M.F.C. Nevs Section 135 BP Act, GR No 3135/07, Case No 52/07, Court Case No 8439/08, P.S Kranti Chowk, Court J.M.F.C. Aurangabad GR No 34/92, Case No 132/92, Court Case No 42/92, P.S City Chowk, Court J.M.F.C. Aurangabad Section 135 BP Act and 7 & 1 N.H.S., GR No 54/00, Case No 69/2001, P.S Mukundwadi, Court Case No 2185/01, Court J.M.F.C. Aurangabad Section 37(1)(3) 135, 136, 134 BP Act, GR No 36/05, Case No 31/06, P.S Kanakwali, Court J.M.F.C. Kanakwali Case No 252/05 P.S Malwand Court J.M.F.C. Malwand Section 134, 135 BP Act, GR No 3014/06, Case No 44/06, Court Case No 8438/06, P.S Kranti Chowk, Court J.M.F.C. Aurangabad Section 135 BP Act, GR No 13/90, Case No 38/90, Court Case</p>

S.No.	Re-elected MP Information	Brief Details of IPCs in 2014	Pending Criminal Cases in Last Election	Brief Details of IPCs in last Election
				<p>No 480/90, P.S Karanti Chowk, Court J.M.F.C. Aurangabad</p> <p>Section 134, 135 BP Act, GR No 660/90, P.S Kranti Chowk, Court J.M.F.C. Aurangabad</p> <p>132 BP Act GR 113/04 P.S Khultabad Court</p> <p>Case No 8938/04 Court J.M.F.C. Arongabad</p> <p>Section 135 BP Act, GR No 3023/99, Case No 7/2000, Court Case No 2553/00, P.S Chhavni, Court J.M.F.C. Aurangabad</p> <p>Section 37(3) with 135 BP Act, GR No 495/07, P.S Marin Drive (Mumbai), Court Chief Judicial Magistrate</p> <p>GR No 655/88, Case No 256/88, Court Case No 2957/88, P.S City Chowk, Court J.M.F.C. Aurangabad</p> <p>GR No 114/96, Case No 140/97, Court Case No 227/97, P.S Jawahar Nagar, Court Court J.M.F.C. Aurangabad</p> <p>Section 3,4 M.V.K., GR No 3065/99, Case No 83/99, Court Case No 4804/99, P.S Kranti Chowk, Court J.M.F.C. Aurangabad</p>
8	<p>Name:Suresh Angadi</p> <p>State:KARNATAKA</p> <p>Constituency:BELGAUM</p> <p>Party:BJP</p> <p>Total Cases:1</p> <p>Serious IPC:1</p> <p>Other IPC:1</p>	<p>1 charge related to Promoting enmity between different groups on grounds of religion, race, place of birth, residence, language, etc., and doing acts prejudicial to maintenance of harmony (IPC Section-153A)</p> <p>1 charge related to Absconding to avoid service of summons or other proceeding (IPC Section-172)</p> <p>Other details:31/12/2009</p> <p>NO</p> <p>II JMFC BELGAUM</p> <p>123(3) & 123(3A) of Representation of Peoples Act, Case No.CC</p>	<p>Total Cases:2</p> <p>Serious IPC:1</p> <p>Other IPC:1</p>	<p>1 charges related to Promoting enmity between different groups on grounds of religion, race, place of birth, residence, language, etc., and doing acts prejudicial to maintenance of harmony (IPC Section-153A)</p> <p>1 charges related to Wearing grab or carrying token used by public servant with fraudulent intent (IPC Section-171)</p>

S.No.	Re-elected MP Information	Brief Details of IPCs in 2014	Pending Criminal Cases in Last Election	Brief Details of IPCs in last Election
		No.4/2010,FIR No.Market PS CR No.89/09, Police Station-Market PD,District-Belgaum, State-Karnataka, II JMFC Belgaum,Cognizance Date-31-12.2009 II JMFC BELGAUM CC NO:4/2010 31/12/2009 NVHBNV SEC-153(A),505(2),172(C) I.P.C AND 123(3) & 123(3A) OF REPRESENTATION OF PEOPLE ACT		Other details:123(3)& 123(3A)OF Representation of Peoples Act 1951-Cognizance not taken.prl C.J.(Sr. Dn.)&C.J.M.Court Belagam Market P.S.Cr. no.89/09 174(a)Railway Act (amendnent)2003 -Alleged obstuction to the train movement.J.M.F.C.4th court,Belagam. C.C.no.338/ 07 Date; 20-02-2007
9	Name:Tathagata Satpathy State:ORISSA Constituency:DHENKANAL Party:BJD Total Cases:7 Serious IPC:0 Other IPC:28	7 charges related to Printing or engraving matter known to be defamatory (IPC Section-501) 7 charges related to Sale of printed or engraved substance containing defamatory matter (IPC Section-502) 7 charges related to Defamation (IPC Section-499) 7 charges related to defamation (IPC Section-500) Other details:ICC 2710/08, Court JMFC BBSR Year 2008 ICC 325/08 Court SDJM Khurda, ICC 27/98, Court JMFC Cuttack, Year 1998 ICC 31/10, Court JMFC (R) Cuttack Year 2010 ICC 3208/08,Court SDJM Khurda, ICC 3809/08, Copurt SDJM, Balasore ICC 18/06 Court SDJM Kantabanjhi, Year 2006	Total Cases:13 Serious IPC:0 Other IPC:26	13 charges related to defamation (IPC Section-500) 13 charges related to Printing or engraving matter known to be defamatory (IPC Section-501) Other details:Case No.-1CC-2710/08, Dated 2008, DJM BBSR Case No.-1CC-2045/03, Dated 2003, SDJM, BBSR CRL Revision 43/08 Case No.-1CC-328-/3809/08, Dated 2008, SDJM Khurda Case No.-1CC-1398/08, Dated, 2008 SDJM Cuttack Case No.-1CC-81/08, Dated 2008, JMFC Nmapara Case No.-1CC-66/06, Dated 2006, JFC Sonapur Case No.-1CC-18/06, Dated 2006, SDJM Kantabnjhi Case No.-1CC-320/99, Dated 1999, SDJM BBSR Case No.-1CC-54/07, Dated 2007, JMFC Pipili

S.No.	Re-elected MP Information	Brief Details of IPCs in 2014	Pending Criminal Cases in Last Election	Brief Details of IPCs in last Election
				Case No.-1CC-52/95, Dated 1995, SDJM Cuttack Sadar, CRL Revision 254/05 Case No.-1CC-140/07, Dated 2007, SDJM Kendrapada Case No.-1CC-325/08, Dated 2008, SDJM Balasore Case No.-1CC-27/98, Dated 1998, SJDJ Cuttack Sadar
10	Name:D.K.Suresh State:KARNATAKA Constituency:BANGALORE RURAL Party:INC Total Cases:7 Serious IPC:0 Other IPC:0	Other details:FOC 37/2006-07, CC 366/2007, 05/07/2008, Sec. 50(2)(b) KFA 1963, R/w Rule 41(2) and 144 of KFR Act. 1969, Crl Petn No. 617/2014, CC No. 578/2009 (Pending For Reinvestigation) Foc 1152006-07, CC 578/2009, 17/07/2009, Sec 41 121, 141 of KF Act. and Sec. 104 And 21(1,4,5,) and 22 of MM act. RFO Kankpura V/s DK Suresh, Crl Petn No. 6513 of 2009 in CC No 67/2007 FOC 35/2006-07, CC 364/2007, 03/07/2008, Rule 41(2) Sec. 57(3) (d) and Sec 144 and 104 of KFR Act. 1969, Crl Petn No. 643/2014 in CC No. 146/2009, (Pending For Reinvestigation) Foc 25/2006-07, CC 71/2007, 18/01/2007, Sec 24(F)(G)(GG)(H) 73(d)of KF Act. and Sec. 144 of KFR Act. and Sec. (2) RFO Sathanur V/s M/s. Indian Rocks Pvt. Ltd., Crl Petn No. 6599 of 2009 in CC No. 71 of 2007 FOC 28/2006-07, Sec 41(2) KFA 1963, Sec 104, RFO Sathnur V/s D K Suresh, FOC 4/2006-07, CC 67/2007, 18/01/2007, KFA Act. 24(g) (gg) (h) 73 (d) KFA Act. Sec. 2 of KFR 1980 Act. RFO Kanakapura Ranges V/s D K Suresh, Crl Petn No 6599/2009 In 71/2007, Futher In Case Of SI No 1 To 4 Complainant Have Sought For The Of Re-Investigation Of The Matter Is Before JMFC Kanakapura Cr No. 93/2013, Kochihali Police V/s D K Suresh and Other , Sc and ST Prevention of atrocities act. 1989	Total Cases:8 Serious IPC:1 Other IPC:6	1 charges related to Voluntarily causing hurt by dangerous weapons or means (IPC Section-324) 1 charges related to Rioting, armed with deadly weapon (IPC Section-148) 1 charges related to Mischief causing damage to the amount of fifty rupees (IPC Section-427) 1 charges related to criminal intimidation (IPC Section-506) 1 charges related to Every member of unlawful assembly guilty of offence committed in prosecution of common object (IPC Section-149) 1 charges related to Being member of an unlawful assembly (IPC Section-143) 1 charges related to rioting (IPC Section-147) Other details:CR NO. 93/2013, KODIHALLI POLICE V/S D K SURESH AND OTHERS, SEC., SC AND ST (PREVENTION OF ATROCITIES ACT 1989 U/S. 3(x), DATE 05/05/2013, FIR IS FILED IN THE ABOVE CASE BUT CHARGESHEET IS NOT FILED AND NO COGNIZANCE IS TAKEN TO THIS

S.No.	Re-elected MP Information	Brief Details of IPCs in 2014	Pending Criminal Cases in Last Election	Brief Details of IPCs in last Election
		<p>FOC 93/2006-07, CC 146/2009 03-03-2009, Sec 41(2) 144, 104 of KF Act. & Sec. 4(1) (1a), 21(1), 24(h) and 22 of MM Act. RFO Kanakpura V/s Indian Block Pvt. LTD. CI Pentn No 4464/2009 In CC No 364 of 2007</p>		<p>DAY. FOC 28/2006-07, SEC.41(2)KFA 1963, SEC.104. RFO SATHANUR V/S D K SURESH FOC 25/2006-07, CC 71/2007, 18/01/2007, SEC. 24(f)(g)(gg)(h)73(d) OF KF ACT AND SEC. 144 OF KFR ACT AND SEC. (2). RFO SATHANUR V/S M/S. INDIAN ROCKS PVT. LTD., CRL PETN NO.6599 OF 2009 FOC 35/2006-07, CC 364/2007, 03/07/2008, RULE 41 (2) SEC.57(3)(d) AND SEC.144 AND 104 OF KFA ACT, 1969, CrI Petn. No.4464 of 2009 FOC 4/2006-07, CC 67/2007, 18/01/2007, KFA ACT, SEC. 24(g)(gg) (h)73(d) KFA ACT. SEC.2 OF KFR 1980 ACT. RFO KANAKAPURA RANGE V/S D K SURESH, CRD PETN NO.6513 OF 2009 FoC 93/2006-07, CC 146/2008, 03/03/2009 Sec. 41(2), 144, 104 of K F Act and Sec. 4(1) (1a), 21(1), 24(h) and 22 of MM Act. RFO Kanaka- pura V/s Indian Blocks Pvt Ltd. FOC 37/2006-07, CC 366/2007, 05/07/2008, SEC.50(2)(b) KFA 1963 r/w RULE 41 (2) AND 144 OF KFR ACT 1969,, CrI Petn. No.6445 of 2009 FOC 115/2006-07, CC 578/2009, 17/7/2009, SEC.41(2), 144 OF KF ACT AND SEC.104 AND 21 (1,4,5) AND 22 OF MM ACT. RFO KANAKA- PURA V/S. D K SURESH</p>

S.No.	Re-elected MP Information	Brief Details of IPCs in 2014	Pending Criminal Cases in Last Election	Brief Details of IPCs in last Election
11	Name:P Karunakaran State:KERALA Constituency:KASARAGOD Party:CPI(M) Total Cases:6 Serious IPC:0 Other IPC:14	5 charges related to Defamation (IPC Section-499) 5 charges related to defamation (IPC Section-500) 1 charge related to Being member of an unlawful assembly (IPC Section-143) 1 charge related to rioting (IPC Section-147) 1 charge related to Danger or obstruction in public way or line of navigation (IPC Section-283) 1 charge related to Every member of unlawful assembly guilty of offence committed in prosecution of common object (IPC Section-149) Other details:IPC Defamation, Cr.No:114/2002, Vidyanagar Police Station, Kasaragod, Kerala, JFCM-I, Kasaragod, Pending IPC Defamation, CC503/05, Private Complaint, Trivandrum, Kerala, JFCM-III Trivandrum, Pending IPC Defamation, CC 954/2001, Private Complaint, Trissur, Kerala, CJM Trissur, Prnding IPC Defamation, CC 31/2008, Private Complaint, Ernakulam, Kerala, JFCM-I Aluva, Pending IPC Defamation, CC 158/2004, Private Compkaint, Kannur, Kerala, JFCM Mattanur, Pending IPC Defamation, RFA No:804/2009 C, Regular First Appeal, Ernakulam, Kerala, High Court Of Kerala, Pending	Total Cases:12 Serious IPC:6 Other IPC:36	3 charges related to forgery (IPC Section-465) 3 charges related to Forgery for purpose of harming reputation (IPC Section-469) 12 charges related to defamation (IPC Section-500) 10 charges related to Acts done by several persons in furtherance of common intention (IPC Section-34) 7 charges related to Defamation (IPC Section-499) 4 charges related to Printing or engraving matter known to be defamatory (IPC Section-501) 3 charges related to Sale of printed or engraved substance containing defamatory matter (IPC Section-502) Other details:Case No.ST 11/2003,Police Station-Private complaint,Defamation Case,CJM Court Alappuzha,Date-5/3/04 Case No.ST 4/04,Police Station-Private complaint,Defamation Case,CJM Court Alappuzha,Date-6/5/04 CC 503/2005,Police Station-Private complaint,Defamation Case, JFCM (III) Court Thiruvananthapuram, Stayed by High Court of Kerala CC 372/01,Police Station-Private Complaint,Defamation Case,JFCM(II)Court Ernakulam,Date-5-

S.No.	Re-elected MP Information	Brief Details of IPCs in 2014	Pending Criminal Cases in Last Election	Brief Details of IPCs in last Election
				<p>/3/01,Stayed by High Court of Kerala as per order in Crl MC 2385/2001 CC 2614/2006,Police Station-Private complaint,Defamation Case,JFCM(I) Court Palakkad</p> <p>Case No.ST 2274/08,CC 31/08,Police Station-Private Complaint,State-Kerala,JFCM(I)Court Aluva</p> <p>CC 527/01,Police Station-Private Complaint,Defamation Case,JFCM Court Ernakulam, Date-17/3/01, Stayed by High Court as per order in Crl MC 3462/01</p> <p>CC 263/2003, Police Station- Private complaint, Defamation Case, CJM Court Thrissur, Date-20/8/03</p> <p>Case No. ST 378/2005, Police Station- Private complaint, Defamation Case, JFCM Court Cherthala</p> <p>CC 954/2001, Police Station- Private complaint, Defamation Case, JFCM(I) Court Thrissur</p> <p>CC 158/2004, Police Station- Private complaint, Defamation Case, JFCM Court Mattannur, Date-4/1/04</p> <p>CC 526/01, Police Station- Private Complaint, Defamation Case, JFCM(II) Court Ernakulam, Date-13/7/01, Stayed by High Court of Kerala as per order in Crl MC 3461/01</p>

S.No.	Re-elected MP Information	Brief Details of IPCs in 2014	Pending Criminal Cases in Last Election	Brief Details of IPCs in last Election
12	Name:Tapas Paul State:WEST BENGAL Constituency: KRISHNANAGAR Party: AITC Total Cases: 4 Serious IPC: 0 Other IPC: 2	1 charge related to Disobedience to order duly promulgated by public servant (IPC Section-188) 1 charge related to Acts done by several persons in furtherance of common intention (IPC Section-34) Other details:Sec. 121(4) West Bengal Municipal Act, 2006, GDE No.42/09, Kotwali P.S., Nadia, West Bengal, Court A.C.J.M., Nadia at Krishnagar, Cog.Date-1/4/2009 Sec. 121(4) West Bengal Municipal Act, 2006, GDE No.2980/09, Kotwali P.S., Nadia, West Bengal, Court A.C.J.M., Nadia at Krishnagar, Cog. Date-31/3/2009 Sec. 121(4) West Bengal Municipal Act, 2006, GDE No.2831/09, Kotwali P.S., Nadia, West Bengal, Court A.C.J.M., Nadia at Krishnagar, Cog. Date-28/3/2009 Case No.137/09, Dhubulia P.S.,Court A.C.J.M., Nadia at Krishnagar, Cog. Date-9/4/2009	Total Cases:5 Serious IPC:1 Other IPC:6	1 charges related to Theft in dwelling house, etc. (IPC Section-380) 1 charges related to Mischief causing damage to the amount of fifty rupees (IPC Section-427) 1 charges related to house-trespass (IPC Section-448) 1 charges related to Disobedience to order duly promulgated by public servant (IPC Section-188) 1 charges related to Acts done by several persons in furtherance of common intention (IPC Section-34) 1 charges related to rioting (IPC Section-147) 1 charges related to Rioting, armed with deadly weapon (IPC Section-148) Other details:Case No. 137/09 dt 09/04/09 Case No 79/05 121(4) W.B. MUNICIPAL ACT Kotwali P.S.GDE No.2831/09 Dated 28.03.09 Case No. 137/09 dt 09/04/09 Case No 79/05 121(4) W.B. MUNICIPAL ACT Case no.Kotwali P.S.GDE NO.42/09 Dated 01.04.09 121(4) W.B. MUNICIPAL ACT Case no GDE NO.2980/09 Dated 31.03.09

S.No.	Re-elected MP Information	Brief Details of IPCs in 2014	Pending Criminal Cases in Last Election	Brief Details of IPCs in last Election
13	Name:Dhotre Sanjay Shyamrao State:MAHARASHTRA Constituency:AKOLA Party:BJP Total Cases:3 Serious IPC:0 Other IPC:1	1 charge related to wrongful restraint (IPC Section-341) Other details:135 of Bombay Police Act, 10th Judicial Magistrate, First Class, Akola Case no.311753/05, Date of order taking Cognizance 20/10/2005 135 of Bombay Police Act, Judicial Magistrate First Class, Akola Case No.152/99, Date of Order Taking Cognizance 9/7/1999 135 of Bombay Police Act, 4th Judicial Magistrate, First Class, Akola Case No.9691/2005, Date or Order Taking Cognizance 24/8/2005	Total Cases:4 Serious IPC:0 Other IPC:3	1 charges related to defamation (IPC Section-500) 1 charges related to Being member of an unlawful assembly (IPC Section-143) 1 charges related to wrongful restraint (IPC Section-341) Other details:U/Sec 135 of Bombay Police Act. Case No. 11753/2005, Dated 20/10/2005 U/sec 135, of Bombay Police Act. Case No.SCC 9691/2005, Date 24/08/2005 Case No. 177/2007, Police Station Civil Line, Akola, Maharashtra, Dated 28.02.2008, Revision Petition No. 953/09, was filed before the Hon'ble High Court Judicature of Bombay Nagpur Bench Nagpur. The Hon'ble High Court Has Stayed the Proceeding of trial court on 20/03/2009 U/S 135 of Bombay Police Act. Case No. SCC 1986/2005, Date 15/09/2005
14	Name:Jadhav Prataprao Ganpatrao State:MAHARASHTRA Constituency:BULDHANA Party:SHIV SENA Total Cases:2 Serious IPC:0 Other IPC:3	2 charges related to Being member of an unlawful assembly (IPC Section-143) 1 charge related to wrongful restraint (IPC Section-341) Other details:10/2009, Date 06/12/1996, Rasta Roko Andolan at Jijamata Sugar Mill, Sindhkhed, Buldhana, 97/2012, Date 04/12/2012, Rasta Roko Andolan 135 B.P.Act, FIR No.97/2012, Date 04/12/2012, JMFC Mehkar 134, 135 B.P.Act, FIR No.10/2009, Date 06/12/1996, JMFC, Sindhkhed	Total Cases:10 Serious IPC:0 Other IPC:0	Other details:LIQUOR ACT 61(1),70,81,83,108 C.C. No.719/2003 LIQUOR ACT 61(1),70,81,83,108 C.C. No.718/2003 BOMBAY POLICE ACT 135 C.C. No.255/2002 BOMBAY POLICE ACT 135 C.C. No.1363/2000 LIQUOR ACT 61(1),70,81,83,108 C.C. No.720/2003 LIQUOR ACT 61(1),70,81,83,108 ,

S.No.	Re-elected MP Information	Brief Details of IPCs in 2014	Pending Criminal Cases in Last Election	Brief Details of IPCs in last Election
				C.C. No.722/2003 LIQUOR ACT 61(1),70,81,83,108 , C.C. No.715/2003 LIQUOR ACT 61(1),70,81,83,108 C.C. No.717/2003 LIQUOR ACT 61(1),70,81,83,108 C.C. No.716/2003 LIQUOR ACT 61(1),70,81,83,108 C.C. No.721/2003
15	Name: Rayapati Sambasiva Rao State: ANDHRA PRADESH Constituency: NARASARAO-PET Party:TDP Total Cases: 2 Serious IPC: 0 Other IPC: 0	Other details:138 of Negotiable Instruments Act 1881, CC No. 154/2004, Date 12.01.2004, V Addl Junior Civil Judge AMMC, Gudur , ICICI Bank Hyderabad filed the aforesaid case on the basis of two dishonoured cheques alleged to have been issued on behalf of M/s Sri Jayalakshmi Spinning Mills Ltd, Hon'ble High Court of Andhra Pradesh in Crl.p P. No. 4002/2013, Date 26.04.2013 a Petition Vide Crl.MP No. 2580/2013 is Pending in the above case to decide on the point of Limitation 138 of Negotiable Instruments Act 1881, CC No. 1422/2006, Date 29.12.2003, I Addl Chief Metropolitan Magistrate Court Hyderabad Date 29.12.2013, ICICI Bank Hyderabad filed the aforesaid case on the basis of two dishonoured cheques alleged to have been issued on behalf of M/s Sri Jayalakshmi Spinning Mills Ltd, Against the initiation of the above case a quash petition vide Crl. P. No. 3218/2013 is pending before the Hon'ble High Court of Andhra Pradesh Hyderabad V Addl Junior Civil Judge, /AMMC, Guntur CC No. 154/2004 dated 12-01-2004 I Addl. Chief Metropolitan Magistrate Court, Hyderabad CC No. 1422/2006 dated 29-12-2013	Total Cases:3 Serious IPC:0 Other IPC:0	Other details:Section 142-B under Negotiable Instruments Act, CC No.1422/06, I Addl. Chief Metropolitan Magistrate, Hyderabad,The High Court of Andhra Pradesh in Crl.MP No.8054/08 has Stayed the proceedings in CC No.1422/06 before the I Addl. C M M Hyderabad CC No.154/04, V Addl. Munsif Megistrate, Guntur CC No.1472/04, IX Addl. Chief Metropolitan Magistrate, Hyderabad

S.No.	Re-elected MP Information	Brief Details of IPCs in 2014	Pending Criminal Cases in Last Election	Brief Details of IPCs in last Election
16	Name:Kodikunnil Suresh State:KERALA Constituency:MAVELIKKARA Party:INC Total Cases:1 Serious IPC:0 Other IPC:0	Other details:Additional Chief Judicial Magistrate Court,Trivandrum, CC No. 203/12, Section 82 of Kerala Prison Act	Total Cases:4 Serious IPC:0 Other IPC:6	1 charges related to Being member of an unlawful assembly (IPC Section-143) 1 charges related to rioting (IPC Section-147) 1 charges related to Joining or continuing in unlawful assembly, knowing it has been commanded to disperse (IPC Section-145) 1 charges related to Danger or obstruction in public way or line of navigation (IPC Section-283) 1 charges related to Disobedience to order duly promulgated by public servant (IPC Section-188) 1 charges related to Every member of unlawful assembly guilty of offence committed in prosecution of common object (IPC Section-149) Other details: CC No 867/08 CC No 1293/07 CC No 1567/07 CC No 246/06
17	Name:A Sampath State:KERALA Constituency:ATTINGAL Party:CPI(M) Total Cases:1 Serious IPC:0 Other IPC:4	1 charge related to Being member of an unlawful assembly (IPC Section-143) 1 charge related to rioting (IPC Section-147) 1 charge related to Every member of unlawful assembly guilty of offence committed in prosecution of common object (IPC Section-149) 1 charge related to Danger or obstruction in public way or line of navigation (IPC Section-283) Other details:39 r/w 121 of Kerla Police Act 3, 4 Of KPW Act, Court Judicial First Class Masi State Court-III,Trivandrum, ST 3264/13 Dated 21/11/13	Total Cases:2 Serious IPC:0 Other IPC:8	2 charges related to Being member of an unlawful assembly (IPC Section-143) 2 charges related to rioting (IPC Section-147) 2 charges related to Every member of unlawful assembly guilty of offence committed in prosecution of common object (IPC Section-149) 1 charges related to Disobedience to order duly promulgated by public servant (IPC Section-188)

S.No.	Re-elected MP Information	Brief Details of IPCs in 2014	Pending Criminal Cases in Last Election	Brief Details of IPCs in last Election
				<p>1 charges related to Danger or obstruction in public way or line of navigation (IPC Section-283)</p> <p>Other details: 38 R/w 52 of K.P. Act, Unlawful Assembly etc., Additional Chief Judicial Magistrate Court (ACJM) Thiruvanantha-puram, C.C. No. 434/2008, Date-27-08-2008</p> <p>Unlawful Assembly etc., Additional Chief Judicial Magistrate Court (ACJM) Thiruvanantha-puram, C.C.No.564/2008, Date-10-11-2008</p>
18	<p>Name:Pashupati Nath Singh State:JHARKHAND Constituency:DHANBAD Party:BJP Total Cases:1 Serious IPC:0 Other IPC:1</p>	<p>1 charge related to Disobedience to order duly promulgated by public servant (IPC Section-188)</p> <p>Other details:Case No. 3702 Of 2009 Dt, 13.11.2010, Shri Manoranjan Kumar, J.M. 1st Class G.R., Disobedient To The Order Promulgated 144 Cr. P.C By The SDM Case No. 3702 Of 2009 Dt, 13.11.2010, Shri Manoranjan Kumar, J.M. 1st Class G.R., Disobedient To The Order Promulgated U/S 144 Cr. P.C By The SDM Case No. 3702 Of 2009 Dt, 13.11.2010, Shri Manoranjan Kumar, J.M. 1st Class G.R., Disobedient To The Order Promulgated U/S 144 Cr. P.C By The SDM</p>	<p>Total Cases:2 Serious IPC:0 Other IPC:4</p>	<p>2 charges related to Being member of an unlawful assembly (IPC Section-143)</p> <p>1 charges related to Disobedience to order duly promulgated by public servant (IPC Section-188)</p> <p>1 charges related to wrongful restraint (IPC Section-341)</p> <p>Other details:Section 3/9 Bihar Control of use of Loudspeaker Act, Section 144 Cr.P.C., GR No. 3850/98, Chief Judicial Magistrate Dhanbad, Date 6.6.98 Section 147/171 Railway Act, GR No.3386/97, Chief Judicial Magistrate Dhanbad, Date 6.3.98</p>

Table 5-6: Re-elected MPs with Decrease in Number of Declared Criminal Cases over Previous Election

Re-elected MPs with Same Number of Declared Criminal Cases in Two Elections*

(*Only the number of cases declared are same while the criminal cases declared may be different in two election affidavits)

S.No.	Re-elected MP Information	Brief Details of IPCs in 2014	Pending Criminal Cases in Last Election	Brief Details of IPCs in last Election
1	Name:Chauhan Prabhatsinh Pratapsinh State:GUJARAT Constituency:PANCHMAHAL Party:BJP Total Cases:3 Serious IPC:10 Other IPC:10	2 charges related to criminal breach of trust (IPC Section-406) 2 charges related to Criminal breach of trust by clerk or servant (IPC Section-408) 2 charges related to Criminal breach of trust by public servant, or by banker, merchant or agent (IPC Section-409) 2 charges related to Forgery of valuable security, will, etc. (IPC Section-467) 2 charges related to Forgery for purpose of cheating (IPC Section-468) 2 charges related to cheating (IPC Section-417) 2 charges related to forgery (IPC Section-465) 2 charges related to Using as genuine a forged document or electronic record (IPC Section-471) 2 charges related to Punishment of criminal conspiracy (IPC Section-120B) 2 charges related to Abettor present when offence is committed (IPC Section-114) Other details:WAGHODIA POLICE STN.VADODARA FIR NO. 5/01,FORES ACT 26(1) F 41(2)B,61-k, WAGHODIA COURTS DETAILS NOT AVAILABLE VADHODIYA COURT UNKOWN DAHOD GUJARAT FATEHPURA POLICE STN.FIR NO.79/03 DAHOD GUJARAT FATEHPURA POLICE STN.FIR NO.78/03	Total Cases:3 Serious IPC:10 Other IPC:10	2 charges related to cheating (IPC Section-417) 2 charges related to forgery (IPC Section-465) 2 charges related to Forgery of valuable security, will, etc. (IPC Section-467) 2 charges related to Forgery for purpose of cheating (IPC Section-468) 2 charges related to Using as genuine a forged document or electronic record (IPC Section-471) 2 charges related to criminal breach of trust (IPC Section-406) 2 charges related to Criminal breach of trust by clerk or servant (IPC Section-408) 2 charges related to Criminal breach of trust by public servant, or by banker, merchant or agent (IPC Section-409) 2 charges related to Punishment of criminal conspiracy (IPC Section-120B) 2 charges related to Abettor present when offence is committed (IPC Section-114) Other details:VADODARA ROUND FOREST RANGE POLICE STATION, FIR NO. 5/2001. FOREST ACT SECTION 26(1) F, 41(2)B, 61C. CR. CASE NO. 722/05, FATEHPURA POLICE STATION, FIR NO. 79/2003, FATEHPURA POLICE STATION, FIR NO. 78/2003,

S.No.	Re-elected MP Information	Brief Details of IPCs in 2014	Pending Criminal Cases in Last Election	Brief Details of IPCs in last Election
2	Name:Asaduddin Owaisi State:TELANGANA Constituency:HYDERABAD Party:All India Majlis-E-Ittehadul Muslimeen Total Cases:4 Serious IPC:7 Other IPC:19	2 charges related to Promoting enmity between different groups on grounds of religion, race, place of birth, residence, language, etc., and doing acts prejudicial to maintenance of harmony (IPC Section-153A) 1 charge related to Statements conducting to public mischief (IPC Section-505) 1 charge related to Mischief by destroying, moving or rendering less useful a light-house or sea-mark (IPC Section-433) 1 charge related to Injuring or defiling place of worship with intent to insult the religion of any class (IPC Section-295) 1 charge related to Deliberate and malicious acts, intended to outrage religious feelings or any class by insulting its religion or religious beliefs (IPC Section-295A) 1 charge related to criminal intimidation (IPC Section-506) 3 charges related to rioting (IPC Section-147) 2 charges related to Mischief causing damage to the amount of fifty rupees (IPC Section-427) 2 charges related to Every member of unlawful assembly guilty of offence committed in prosecution of common object (IPC Section-149) 1 charge related to house-trespass (IPC Section-448) 1 charge related to Assault or criminal force to deter public servant from discharge of his duty (IPC Section-353) 1 charge related to public nuisance in cases not otherwise provided for (IPC Section-290) 1 charge related to Obstructing public servant in discharge of public functions (IPC Section-186) 1 charge related to wrongful restraint (IPC Section-341) 1 charge related to Intentional insult with intent to provoke breach of the peace (IPC Section-504) 1 charge related to Wearing grab or carrying token used by public servant	Total Cases:4 Serious IPC:5 Other IPC:20	2 charges related to Promoting enmity between different groups on grounds of religion, race, place of birth, residence, language, etc., and doing acts prejudicial to maintenance of harmony (IPC Section-153A) 1 charges related to Voluntarily causing hurt by dangerous weapons or means (IPC Section-324) 1 charges related to Injuring or defiling place of worship with intent to insult the religion of any class (IPC Section-295) 1 charges related to Deliberate and malicious acts, intended to outrage religious feelings or any class by insulting its religion or religious beliefs (IPC Section-295A) 4 charges related to rioting (IPC Section-147) 3 charges related to Mischief causing damage to the amount of fifty rupees (IPC Section-427) 3 charges related to Every member of unlawful assembly guilty of offence committed in prosecution of common object (IPC Section-149) 1 charges related to Obstructing public servant in discharge of public functions (IPC Section-186) 1 charges related to wrongful restraint (IPC Section-341) 1 charges related to Intentional insult with intent to provoke breach of the peace (IPC Section-504) 1 charges related to

S.No.	Re-elected MP Information	Brief Details of IPCs in 2014	Pending Criminal Cases in Last Election	Brief Details of IPCs in last Election
		<p>with fraudulent intent (IPC Section-171) 1 charge related to Disobedience to order duly promulgated by public servant (IPC Section-188) 1 charge related to Mischief (IPC Section-425) 1 charge related to Punished for mischief (IPC Section-426) 1 charge related to Punishment of abetment if the act abetted is committed in consequence, and where no express provision is made for its punishment (IPC Section-109) 1 charge related to Abettor present when offence is committed (IPC Section-114)</p> <p>Other details:Section 3 & 4 PDP Act and Section 7(1)A Criminal Law Amendment Act ,CC No.112/2007, Cr. No.27/2006, PS Hussainialam, Chief Metropolitan Magistrate,Hyderabad, Date of Order 17/2/2007,Pending Charges not yet framed, Next Date 14/05/2014 CC No.1492/2009, Cr. No.73/2000, PS Golconda, XVII Addl. Cheif Metropolitan Magistrate,Hyderabad, Date of Order 3/2/2001, Pending Charges not yet framed, Next Date 08/05/2014 Sec 131, 33, 36, 134 of Bombay Police Act and Section 133 Cr. P. C., Crime No. 70/2010, PS. Itwara, Nanded Maharashtra, IX J.M.S.C. Nanded, CC No. 532/2001, Date of Cognizance 20/06/2011 Criminal Law Amendment , CC No.27/2009, Cr.No.130/2005, PS Patancheru, Spl. Prohibition and excise Judicial 1st Class Magistrate at Sangareddy, Date of Order 13/06/2005, Pending Charges not yet framed, Next Date 07/04/2014</p>		<p>criminal intimidation (IPC Section-506) 1 charges related to Rioting, armed with deadly weapon (IPC Section-148) 1 charges related to Punishment of abetment if the act abetted is committed in consequence, and where no express provision is made for its punishment (IPC Section-109) 1 charges related to Abettor present when offence is committed (IPC Section-114) 1 charges related to house-trespass (IPC Section-448) 1 charges related to Assault or criminal force to deter public servant from discharge of his duty (IPC Section-353) 1 charges related to public nuisance in cases not otherwise provided for (IPC Section-290)</p> <p>Other details:Section 7 of Criminal Amendment Act,CC No.-194/2008, Cr. No.130/2005, P.S. Patancheru Medak Andhra Pradesh, Spl. Prohibition and excise Judicial 1st Class Magistrate at Sangareddy, 13/06/2005, Pending Appearances Charges yet to be Framed Next Date 02/04/2009 CC No.-731/2005,Cr. No.140/2002, P.S.Reinbazar Hyderabad Andhra Pradesh,VIII Addl. Chief Metropolitan Magistrate,Hyderabad, 14/10/2005, Pending Charges yet to be</p>

S.No.	Re-elected MP Information	Brief Details of IPCs in 2014	Pending Criminal Cases in Last Election	Brief Details of IPCs in last Election
				<p>Framed Next Date. 4/6/09 CC No.649/2007, Cr. No.73/2000, P.S.Golconda Hyderabad Andhra Pradesh,VI Addl. Chief Metropolitan Magistrate, Hyderabad,03/02/2001, Pending Charges yet to be Framed,Next Date 4/4/09 Sec.3 & 4 of PDPP Act and Criminal Law Amendment Act.Section 7((1)a,CC No.112/2007, Cr. No.27/06,P.S.Hussaini Alam Hyderabad Andhra Pradesh,Chief Metropolitan Magistrate, Hyderabad, 12/02/2007, Pending Charges yet to be Framed, Next Date 26/03/09</p>
3	<p>Name:Rama Devi State:BIHAR Constituency:SHEOHAR Party:BJP Total Cases:5 Serious IPC:6 Other IPC:14</p>	<p>4 charges related to criminal intimidation (IPC Section-506) 1 charge related to undue influence or personation at an election (IPC Section-171F) 1 charge related to Voluntarily causing hurt to deter public servant from his duty (IPC Section-332) 4 charges related to Assault or criminal force to deter public servant from discharge of his duty (IPC Section-353) 4 charges related to Intentional insult with intent to provoke breach of the peace (IPC Section-504) 3 charges related to Wrongful confinement to extort property, or constrain to illegal act (IPC Section-347) 1 charge related to Disobedience to order duly promulgated by public servant (IPC Section-188) 1 charge related to wrongful restraint (IPC Section-341) 1 charge related to wrongful Confinement (IPC Section-342)</p> <p>Other details:131(1)(B) R.P.Act, TR No 3860/14 Case No 70/99 Dt 21.07.2005 Court Shri. Devesh Kumar</p>	<p>Total Cases:5 Serious IPC:0 Other IPC:14</p>	<p>3 charges related to Assault or criminal force to deter public servant from discharge of his duty (IPC Section-353) 3 charges related to Intentional insult with intent to provoke breach of the peace (IPC Section-504) 3 charges related to criminal intimidation (IPC Section-506) 2 charges related to Wrongful confinement to extort property, or constrain to illegal act (IPC Section-347) 1 charges related to wrongful restraint (IPC Section-341) 1 charges related to wrongful Confinement (IPC Section-342) 1 charges related to Voluntarily causing hurt to deter public servant from his duty (IPC Section-332) Other details:131(1) B,135(A),136 R. P. ACT,</p>

S.No.	Re-elected MP Information	Brief Details of IPCs in 2014	Pending Criminal Cases in Last Election	Brief Details of IPCs in last Election
		<p>Judicial Magistrate Sikarhana Motihari 132 R.P. Act TR No 4125/14 Case No 39/99 Dt. 19.07.2005 Shri Satish Kumar Jha Judicial Magistrate Sikarhna Motihari (IPC- 385, 506, Case No 198/13 P.S Ringa Court Chief Judicial Magistrate Sitamandi) 126 R.P. Act T.R. No 3859/14 Case No 19/2009 Dt 04.10.2012 Court Shri. Devesh Kumar Judicial Magistrate Sikarhana Motihari Case No 198/13 P.S Ringa Court Chief Judicial Magistrate Sitamandi 131(1)(B) R.P.Act, TR No 3860/14 Case No 70/99 Dt 21.07.2005 Court Shri. Devesh Kumar Judicial Magistrate Sikarhana Motihari 131(1)(B) & 136(C)(E)(F) R.P. Act, TR. No 3884/14 Case No 72/99, Court Shri. Devesh Kumar Judicial Magistrate Sikarhana Motihari 131(1)(B) 135 A & 136 R.P. Act. TR No 2897/14 Case No 71/90 Dt 18.07.2005 Court Shri. Devesh Kumar Judicial Magistrate Sikarhana Motihari 131(1)(B) & 136(C)(E)(F) R.P. Act, TR. No 3884/14 Case No 72/99, Court Shri. Devesh Kumar Judicial Magistrate Sikarhana Motihari 131(1)(B) 135 A & 136 R.P. Act. TR No 2897/14 Case No 71/90 Dt 18.07.2005 Court Shri. Devesh Kumar Judicial Magistrate Sikarhana Motihari 132 R.P. Act TR No 4125/14 Case No 39/99 Dt. 19.07.2005 Shri Satish Kumar Jha Judicial Magistrate Sikarhna Motihari 126 R.P. Act T.R. No 3859/14 Case No 19/2009 Dt 04.10.2012 Court Shri. Devesh Kumar Judicial Magistrate Sikarhana Motihari</p>		<p>CASE NO.-71/99 CASE NO.-19/09 132 R. P. ACT,CASE NO.-39/99 CASE NO.-70/99 131(1)(B) R. P. ACT,CASE NO.-72/99</p>

S.No.	Re-elected MP Information	Brief Details of IPCs in 2014	Pending Criminal Cases in Last Election	Brief Details of IPCs in last Election
4	Name:Brij Bhusan Sharan Singh State:UTTAR PRADESH Constituency:KAISERGANJ Party:BJP Total Cases:2 Serious IPC:6 Other IPC:6	1 charge related to Attempt to murder (IPC Section-307) 1 charge related to dacoity (IPC Section-395) 1 charge related to Robbery, or dacoity, with attempt to cause death or grievous hurt (IPC Section-397) 1 charge related to Voluntarily causing hurt to deter public servant from his duty (IPC Section-332) 1 charge related to Injuring or defiling place of worship with intent to insult the religion of any class (IPC Section-295) 1 charge related to Promoting enmity between different groups on grounds of religion, race, place of birth, residence, language, etc., and doing acts prejudicial to maintenance of harmony (IPC Section-153A) 1 charge related to rioting (IPC Section-147) 1 charge related to Rioting, armed with deadly weapon (IPC Section-148) 1 charge related to Every member of unlawful assembly guilty of offence committed in prosecution of common object (IPC Section-149) 1 charge related to Causing hurt by act endangering life or personal safety of others (IPC Section-337) 1 charge related to Causing grievous hurt by act endangering life or personal safety of others (IPC Section-338) 1 charge related to Trespassing on burial places, etc. (IPC Section-297) Other details:27 Arms Act, Crime No.-467/1993, PS Nawabganj, Janpad Gonda UP, Dt.-26.05.1995, Fifth Additional Sessions Judge, Gonda 7 Criminal Law Amendment Act, Crime No.-197/1992, Thana Ramjanambhoomi, Ayodhya Janpad- Faizabad UP, Dt.-17/8/2010, Special Judge Ayodhya Lucknow	Total Cases:2 Serious IPC:4 Other IPC:9	1 charges related to Promoting enmity between different groups on grounds of religion, race, place of birth, residence, language, etc., and doing acts prejudicial to maintenance of harmony (IPC Section-153A) 1 charges related to Injuring or defiling place of worship with intent to insult the religion of any class (IPC Section-295) 1 charges related to dacoity (IPC Section-395) 1 charges related to Attempt to murder (IPC Section-307) 2 charges related to rioting (IPC Section-147) 1 charges related to Wantonly giving provocation with intent to cause riot-if rioting be committed-if not committed (IPC Section-153) 1 charges related to Voluntarily causing hurt to deter public servant from his duty (IPC Section-332) 1 charges related to Causing grievous hurt by act endangering life or personal safety of others (IPC Section-338) 1 charges related to Trespassing on burial places, etc. (IPC Section-297) 1 charges related to Robbery, or dacoity, with attempt to cause death or grievous hurt (IPC Section-397) 1 charges related to Rioting, armed with deadly weapon (IPC Section-148) 1 charges related to Every member of unlaw-

S.No.	Re-elected MP Information	Brief Details of IPCs in 2014	Pending Criminal Cases in Last Election	Brief Details of IPCs in last Election
				<p>ful assembly guilty of offence committed in prosecution of common object (IPC Section-149)</p> <p>Other details:27 Arms Act,Case No.467/1993,Thana-Nababganj,District-Gonda,State-Uttar Pradesh,Pancham Upper Session court Janpad Gonda,Date-17.8.1998 27 Arms Act Case No.197/1992,ST No.749/1996,District Session Judge,Lucknow,Date-11-10.1993</p>
5	<p>Name:Lal Krishna Advani State:GUJARAT Constituency:GANDHINAGAR Party:BJP Total Cases:1 Serious IPC:3 Other IPC:2</p>	<p>1 charge related to Promoting enmity between different groups on grounds of religion, race, place of birth, residence, language, etc., and doing acts prejudicial to maintenance of harmony (IPC Section-153A) 1 charge related to Imputations, assertions prejudicial to national-integration (IPC Section-153B) 1 charge related to Statements conducing to public mischief (IPC Section-505) 1 charge related to rioting (IPC Section-147) 1 charge related to Every member of unlawful assembly guilty of offence committed in prosecution of common object (IPC Section-149)</p> <p>Other details:SPL.JUDICAIL MAGISTRATE,LALITPUR,UP CASE NO.768/2003, FIR NO. 198/1992 PS: RAM JANAMBHOOMI UP 1/3/1993 Case No 4350/10 FIR No 198 of 1992 P.S Ram Janam Bhoomi Faizabad Ayodhya UP Court Spl. Judicial Magistrate Lalitpur UP NO.HOWEVER PETITION FOR SPECIAL LEAVE TO APPEAL (CRL) NO.(S)2275/2011 FROM THE JUDGEMENT AND ORDER 20.05.2010 IN CRIMINAL REVISION NO.217/2001 OF THE HC OF JUDICATURE AT ALLAHABAD BENCH AT LUCKNOW HAS BEEN FIELD BY STATE THRU CBI VS KALYAN SINGH AND OTHERS WHICH IS PENDING</p>	<p>Total Cases:1 Serious IPC:1 Other IPC:4</p>	<p>1 charges related to Promoting enmity between different groups on grounds of religion, race, place of birth, residence, language, etc., and doing acts prejudicial to maintenance of harmony (IPC Section-153A) 1 charges related to Imputations, assertions prejudicial to national-integration (IPC Section-153B) 1 charges related to Statements conducing to public mischief (IPC Section-505) 1 charges related to rioting (IPC Section-147) 1 charges related to Every member of unlawful assembly guilty of offence committed in prosecution of common object (IPC Section-149)</p> <p>Other details:Case No. 768/2003, Fir No. 198/1992, Ps. Ram Janam bhumi, Dist. Faizabad(UP) Convert Into RC No.1(S) 93, SIC IV .</p>

S.No.	Re-elected MP Information	Brief Details of IPCs in 2014	Pending Criminal Cases in Last Election	Brief Details of IPCs in last Election
6	Name:Dr.Murli Manohar Joshi State:UTTAR PRADESH Constituency:KANPUR Party:BJP Total Cases:1 Serious IPC:3 Other IPC:2	1 charge related to Statements conducing to public mischief (IPC Section-505) 1 charge related to Promoting enmity between different groups on grounds of religion, race, place of birth, residence, language, etc., and doing acts prejudicial to maintenance of harmony (IPC Section-153A) 1 charge related to Imputations, assertions prejudicial to national-integration (IPC Section-153B) 1 charge related to rioting (IPC Section-147) 1 charge related to Every member of unlawful assembly guilty of offence committed in prosecution of common object (IPC Section-149) Other details:198/02, Case No. 768/2003, PS. Ramjanam Bhumi, Ayodhiya, Dist. Faizabad, UP, Additional Chief Judicial Magistrate, Raibareely, UP, Dt. 04/05/2001 Revision Pettsion Still Pending No. 217/2001, High Court, Allahabad	Total Cases:1 Serious IPC:1 Other IPC:4	1 charges related to Promoting enmity between different groups on grounds of religion, race, place of birth, residence, language, etc., and doing acts prejudicial to maintenance of harmony (IPC Section-153A) 1 charges related to Impu-tations, assertions prejudi-cial to national-integration (IPC Section-153B) 1 charges related to State-ments conducing to public mischief (IPC Section-505) 1 charges related to rioting (IPC Section-147) 1 charges related to Every member of unlawful as-sembly guilty of offence committed in prosecution of common object (IPC Section-149) Other details:Crime No.198/92,Police Station Ramjanam Bhumi,Faizabad,Chief Juducial Magistrate,Raebareli,Date 04.05.2001 RAM JANM BHUMI
7	Name:Kalikesh Narayan Singh Deo State:ORISSA Constituency:BOLANGIR Party:BJD Total Cases:2 Serious IPC:2 Other IPC:5	2 charges related to criminal intimidation (IPC Section-506) 2 charges related to Obscene acts and songs (IPC Section-294) 1 charge related to Mischief causing damage to the amount of fifty rupees (IPC Section-427) 1 charge related to Acts done by several persons in furtherance of common intention (IPC Section-34) 1 charge related to house-trespass (IPC Section-448) Other details:P.S F.I.R. No 86/2007 At P.O Sainatala Dist Bolangir State Odisha, 3SC/ST Act Police Submitted Final Report Vide FF No 69 Dt 19.08.2008 Before The Learned SDJM, Titilagarh P.S F.I.R. No 33 P.O & Dist Bolangir State Odisha, Final Report Has Been Submitted By The Police On	Total Cases:2 Serious IPC:2 Other IPC:5	2 charges related to Ob-scene acts and songs (IPC Section-294) 2 charges related to criminal intimidation (IPC Section-506) 1 charges related to Acts done by several persons in furtherance of common intention (IPC Section-34) 1 charges related to house-trespass (IPC Section-448) 1 charges related to Mis-chief causing damage to the amount of fifty rupees (IPC Section-427) Other details:Sainatala P.S. Case No. 86/2007, 3 of SC & ST Act. was initiated against me and

S.No.	Re-elected MP Information	Brief Details of IPCs in 2014	Pending Criminal Cases in Last Election	Brief Details of IPCs in last Election
		15.10.2009 Vide FF No 282 Before The Court Of SDJM Bolangir SC/ST Act Police Submitted Final Report Vide FF No 69 Dt 19.08.2008 Before The Learned SDJM, Titilagarh		the said case has been ended in final form by the Police/Investigation officer on 19.07.2008 Bolangir Town P.S. Case No. 33(2)/2009, Police Station Bolangir Town, Dist. Balangir, State Orissa, Corresponding to G.R. Case No. 95/2009 is pending against me in the court of S.D.J.M Bolangir in which I got anticipatory bail from hon'ble high court of orissa on 26.02.2009 in BLAPL No. 2095/2009, but no cognizance has yet been taken against me in the said case. the matter is under investigation.
8	Name:Nalin Kumar Katil State:KARNATAKA Constituency:DAKSHINA KAN-NADA Party:BJP Total Cases:1 Serious IPC:2 Other IPC:5	1 charge related to Promoting enmity between different groups on grounds of religion, race, place of birth, residence, language, etc., and doing acts prejudicial to maintenance of harmony (IPC Section-153A) 1 charge related to Imputations, assertions prejudicial to national-integration (IPC Section-153B) 1 charge related to Printing or engraving matter known to be defamatory (IPC Section-501) 1 charge related to Intentional insult with intent to provoke breach of the peace (IPC Section-504) 1 charge related to Acts done by several persons in furtherance of common intention (IPC Section-34) 1 charge related to Punishment of criminal conspiracy (IPC Section-120B) 1 charge related to Wantonly giving provocation with intent to cause riot-if rioting be committed-if not committed (IPC Section-153) Other details:Crime No 55/09 of sullia police station DK district on 07-02-2009 on the basis of private complaint No 29/29 dtd 04/03/2009 Honble civil jude (junior division)&judicial Magistrate first class court Sullias DK cc no 1238/2010 talen on 21/12/2010	Total Cases:1 Serious IPC:1 Other IPC:7	1 charges related to Promoting enmity between different groups on grounds of religion, race, place of birth, residence, language, etc., and doing acts prejudicial to maintenance of harmony (IPC Section-153A) 1 charges related to Imputations, assertions prejudicial to national-integration (IPC Section-153B) 1 charges related to Intentional insult with intent to provoke breach of the peace (IPC Section-504) 1 charges related to Printing or engraving matter known to be defamatory (IPC Section-501) 1 charges related to criminal intimidation (IPC Section-506) 1 charges related to Acts done by several persons in furtherance of common intention (IPC Section-34) 1 charges related to Punishment of criminal conspiracy (IPC Section-120B)

S.No.	Re-elected MP Information	Brief Details of IPCs in 2014	Pending Criminal Cases in Last Election	Brief Details of IPCs in last Election
				<p>1 charges related to Wantonly giving provocation with intent to cause riot-if rioting be committed-if not committed (IPC Section-153)</p> <p>Other details:crime no: 55/09; dated 7/3/2009 on the basis of complaint dated : 04/03/2009 Police station : Sullia. district Dakshin Kannada</p>
9	<p>Name:Maneka Sanjay Gandhi State:UTTAR PRADESH Constituency:PILIBHIT Party:BJP Total Cases:1 Serious IPC:2 Other IPC:0</p>	<p>1 charge related to Voluntarily causing hurt in committing robbery (IPC Section-394) 1 charge related to criminal intimidation (IPC Section-506)</p> <p>Other details:Crime no. 217/2008, P.S Basilpur District Pilibhit, C.J.M Pilibhit, Case no. 81/11 Date 03-01-2011, Case Revision filed on High Court Allahabad U.P., Petition No 15319/12 dt.04-05-2013 pending C.J.M Pilimit No 81/11 Date 03-01-2011</p>	<p>Total Cases:1 Serious IPC:0 Other IPC:2</p>	<p>1 charges related to Voluntarily causing hurt in committing robbery (IPC Section-394) 1 charges related to criminal intimidation (IPC Section-506)</p> <p>Other details:Case No.217/08,Main Judicial Chief Magistrate,Pilibhit,Date-30/08/2008</p>
10	<p>Name:Thambidurai.M State:TAMIL NADU Constituency:KARUR Party:AIADMK Total Cases:2 Serious IPC:1 Other IPC:4</p>	<p>1 charge related to False statement on oath or affirmation to public servant or person authorized to administer an oath or affirmation (IPC Section-181) 2 charges related to wrongful restraint (IPC Section-341) 1 charge related to voluntarily causing hurt (IPC Section-323) 1 charge related to Being member of an unlawful assembly (IPC Section-143)</p> <p>Other details:7(1) (A) CLA Act, Magistrate Court, No:1, Dharmapuri, Date:11.10.2000, Cr.No:1671/2000, Reason: For blocking road urging central government to dismiss Tamilnadu State Government for not providing security to Ex-Chief minister of Tamilnadu J.Jayalitha. Indictment not produced. Magistrate Court, No:6, Salem, Cr. No: 742/2013, Date:24.11.2013, Reason: Intimidating three DMK Party members Prasad, Raji and Kumaravel during Yercaud By-election Indictment not produced.</p>	<p>Total Cases:2 Serious IPC:1 Other IPC:4</p>	<p>1 charges related to False statement on oath or affirmation to public servant or person authorized to administer an oath or affirmation (IPC Section-181) 1 charges related to rioting (IPC Section-147) 1 charges related to Disobedience to order duly promulgated by public servant (IPC Section-188) 1 charges related to Being member of an unlawful assembly (IPC Section-143) 1 charges related to wrongful restraint (IPC Section-341)</p> <p>Other details:7(1)(A)CLA ACT 7(1)(A) CLA ACT</p>

S.No.	Re-elected MP Information	Brief Details of IPCs in 2014	Pending Criminal Cases in Last Election	Brief Details of IPCs in last Election
11	Name:Dr. Sanjay Jayaswal State:BIHAR Constituency:PASCHIM CHAMPARAN Party:BJP Total Cases:2 Serious IPC:1 Other IPC:3	1 charge related to Concealing with intent to facilitate design to wage war (IPC Section-123) 2 charges related to Disobedience to order duly promulgated by public servant (IPC Section-188) 1 charge related to wrongful restraint (IPC Section-341) Other details:Case No. 802/14, 3 Public Property distortion Act, Baliya, Paschim Champaran, Cong. Date 30/5/06, SDJM Paschim Champaran Case No. 1984/14, Judicial Magistrate Baliya Paschim Champaran, Cong. Date 12/12/2012, 123 Model Code of Conduct of Election	Total Cases:2 Serious IPC:0 Other IPC:10	1 charges related to Every member of unlawful assembly guilty of offence committed in prosecution of common object (IPC Section-149) 1 charges related to wrongful restraint (IPC Section-341) 1 charges related to voluntarily causing hurt (IPC Section-323) 1 charges related to Assault or criminal force to deter public servant from discharge of his duty (IPC Section-353) 1 charges related to Act endangering life or personal safety of others (IPC Section-336) 1 charges related to Causing hurt by act endangering life or personal safety of others (IPC Section-337) 1 charges related to Mischief causing damage to the amount of fifty rupees (IPC Section-427) 1 charges related to Disobedience to order duly promulgated by public servant (IPC Section-188) 1 charges related to rioting (IPC Section-147) 1 charges related to Rioting, armed with deadly weapon (IPC Section-148) Other details:TR No. 536/09. Dated 20.09.2001 3 Public Property Act., Case No. 1529/09, Dated 30.05.2006

S.No.	Re-elected MP Information	Brief Details of IPCs in 2014	Pending Criminal Cases in Last Election	Brief Details of IPCs in last Election
12	Name:Kalvakuntla Chandrashekar Rao State:TELANGANA Constituency:MEDAK Party:TRS Total Cases:2 Serious IPC:1 Other IPC:8	1 charge related to criminal intimidation (IPC Section-506) 2 charges related to Disobedience to order duly promulgated by public servant (IPC Section-188) 1 charge related to Knowingly joining or continuing in assembly of five or more persons after it has been commanded to disperse (IPC Section-151) 1 charge related to wrongful restraint (IPC Section-341) 1 charge related to Assault or criminal force to deter public servant from discharge of his duty (IPC Section-353) 1 charge related to Every member of unlawful assembly guilty of offence committed in prosecution of common object (IPC Section-149) 1 charge related to rioting (IPC Section-147) 1 charge related to Abetting commission of offence by the public or by more than ten persons (IPC Section-117) Other details:125 R.P.Act 1951, CC No. 86/13 1st Addl JFCM Court Warangal Date 14.03.2013 Sec 3(2),e of P.D.P.P. Act. and Sec 7(1) of CrI Amnd Act. 145,147,174(a) of Railway Act. for Stopping the Moving of the Train, Fir No. 432/2011 of Railway Police Secunderabad A.P. IInd MM Railway Court, Secunderabad CC No. 926/2013, IInd MM Railway Court Secunderabad Date 16.02.2013	Total Cases:2 Serious IPC:0 Other IPC:0	Other details:FIR No.152/2008 on the File of PS KNR I-Town & PS Jedchads,Police Station PS KNR I-Town,Disrict Karimnagar,State Andhra Pradesh 126(B)of RP Act for alleged holding press meeting,FIR No.145/2008 on the File of PS KNR I-Town & PS Jedchads,Police Station PS KNR I-Town,Disrict Karimnagar,State Andhra Pradesh
13	Name:Sisir Kumar Adhikari State:WEST BENGAL Constituency:KANTHI Party:AITC Total Cases:1 Serious IPC:1 Other IPC:5	1 charge related to theft (IPC Section-379) 1 charge related to Every member of unlawful assembly guilty of offence committed in prosecution of common object (IPC Section-149) 1 charge related to voluntarily causing hurt (IPC Section-323) 1 charge related to Mischief causing damage to the amount of fifty rupees (IPC Section-427) 1 charge related to rioting (IPC Section-147) 1 charge related to Rioting, armed with deadly weapon (IPC Section-148) Other details:GR No.1138/81 Jm 1st Court, Contai Date of Cog.-09/11/1983	Total Cases:1 Serious IPC:1 Other IPC:5	1 charges related to theft (IPC Section-379) 1 charges related to Every member of unlawful assembly guilty of offence committed in prosecution of common object (IPC Section-149) 1 charges related to voluntarily causing hurt (IPC Section-323) 1 charges related to Mischief causing damage to the amount of fifty rupees (IPC Section-427) 1 charges related to rioting (IPC Section-147)

S.No.	Re-elected MP Information	Brief Details of IPCs in 2014	Pending Criminal Cases in Last Election	Brief Details of IPCs in last Election
				1 charges related to Rioting, armed with deadly weapon (IPC Section-148) Other details:Case no.GR-1138/81, Dated - 9/11/1983, Ld. 1st J.M. Contai Court
14	Name:Om Prakash Yadav State:BIHAR Constituency:SIWAN Party:BJP Total Cases:1 Serious IPC:1 Other IPC:3	1 charge related to Abetting mutiny, or attempting to seduce a soldier, sailor or airman from his duty (IPC Section-131) 1 charge related to Assault or criminal force to deter public servant from discharge of his duty (IPC Section-353) 1 charge related to Disobedience to order duly promulgated by public servant (IPC Section-188) 1 charge related to Being member of an unlawful assembly (IPC Section-143) Other details:171/172 R.P Act, Judicial Magistrate Siwan Nagar Case No 232/05, Date 2-7-2007	Total Cases:1 Serious IPC:0 Other IPC:1	1 charges related to Disobedience to order duly promulgated by public servant (IPC Section-188) Other details:131 Rp ACT, Case No. 292/05, On dated 2.07.2007
15	Name:Bishnu Pada Ray State:ANDAMAN & NICOBAR ISLANDS Constituency:ANDAMAN & NICOBAR ISLANDS Party:BJP Total Cases:1 Serious IPC:1 Other IPC:4	1 charge related to attempting to commit offences punishable with imprisonment for life or other imprisonment (IPC Section-511) 1 charge related to Obstructing public servant in discharge of public functions (IPC Section-186) 1 charge related to criminal trespass (IPC Section-447) 1 charge related to rioting (IPC Section-147) 1 charge related to Every member of unlawful assembly guilty of offence committed in prosecution of common object (IPC Section-149) Other details:FIR No.65/04,G.R.Case No.1597/04,P.S.Ograbraj,South Andaman, A & N Islands,Court of the Judicial Magistrate First Class-II,Port Blair,Dt.05.09.2005,Cognizance Date-03.01.2014	Total Cases:1 Serious IPC:0 Other IPC:5	1 charges related to Obstructing public servant in discharge of public functions (IPC Section-186) 1 charges related to criminal trespass (IPC Section-447) 1 charges related to attempting to commit offences punishable with imprisonment for life or other imprisonment (IPC Section-511) 1 charges related to rioting (IPC Section-147) 1 charges related to Every member of unlawful assembly guilty of offence committed in prosecution of common object (IPC Section-149) Other details:1597/2004 GR Case No.1597/04,FIR No.65/04,Police Station-Ograbraj,District-South Andaman,State-Andaman and Nicobar Islands,Charges Not yet Framed,Date-05/09/2005

S.No.	Re-elected MP Information	Brief Details of IPCs in 2014	Pending Criminal Cases in Last Election	Brief Details of IPCs in last Election
16	Name:Chavan Harishchandra Deoram State:MAHARASHTRA Constituency:DINDORI Party:BJP Total Cases:1 Serious IPC:0 Other IPC:2	1 charge related to Unlawful assembly (IPC Section-141) 1 charge related to wrongful restraint (IPC Section-341) Other details:37(1)(3) Bombay Police Act CR No. 35/2013 Peth Nashik, Court JMFC Peth	Total Cases:1 Serious IPC:0 Other IPC:0	Other details:145(B), 143, 147, 156, 174 Indian Railway Act, C. R. No. 1808/2006, Date 17.06.2006
17	Name:Dinesh Kashyap State:CHHATTISGARH Constituency:BASTAR Party:BJP Total Cases:1 Serious IPC:0 Other IPC:1	1 charge related to Disobedience to order duly promulgated by public servant (IPC Section-188) Other details:Criminal Case No.190/13, Judicial Magistrate Class First, Jagdalpur, next hiring date-15/4/2014	Total Cases:1 Serious IPC:0 Other IPC:1	1 charges related to Disobedience to order duly promulgated by public servant (IPC Section-188) Other details:Case No. 772/07, Addl. Chief Judicial Magistrate, Jagdalpur, Date 12.05.2011
18	Name:Adsul Anandrao Vithoba State:MAHARASHTRA Constituency:AMRAVATI Party:SHIV SENA Total Cases:1 Serious IPC:0 Other IPC:2	1 charge related to Defamation (IPC Section-499) 1 charge related to defamation (IPC Section-500) Other details:CASE NO.327/04, JUDICIAL MAGISTRATE FIRST CLASS THANE, F.I.R.NO.66/10, (J.M.F.C.DARYARPUR), DATED. 17 JAN. 2007 J.M.F.C.Daryapur, 2009	Total Cases:1 Serious IPC:0 Other IPC:2	1 charges related to Defamation (IPC Section-499) 1 charges related to defamation (IPC Section-500) Other details:Case No.327/04, JMFC,Thane, Date 17/01/2004, Ret. Petition No.2054/06 from High Court,Mumbai
19	Name:Rajen Gohain State:ASSAM Constituency:NOWGONG Party:BJP Total Cases:1 Serious IPC:0 Other IPC:2	1 charge related to defamation (IPC Section-500) 1 charge related to Acts done by several persons in furtherance of common intention (IPC Section-34) Other details:CR Case No.2982/08 Sub Divisional Judicial Magistrate, Nagaon,Dt. 15.11.2008, The Case is presently pending in the court of H.T. Buragohain J.M.F.C., Nagaon at the stage of recording of statement of accused U/S 313 Cr.P.C.	Total Cases:1 Serious IPC:0 Other IPC:2	1 charges related to defamation (IPC Section-500) 1 charges related to Acts done by several persons in furtherance of common intention (IPC Section-34) Other details:CR Case No.-2982/08,Sub-Divisional Judicial Magistrate,Nagaon CR 2982/08,Date 15.11.2008

Table 5-7: Re-elected MPs with Same Number of Declared Criminal Cases in Two Elections

Re-elected MPs with criminal cases in 2009 and without criminal cases in 2014

S.No.	Re-elected MP Information in 2014	Pending Criminal Cases in Last Election	Brief Details of IPCs in last Election
1	Name:Anantkumar Hegde Dist:KARNATAKA Constituency:UTTARA KANNADA Party:BJP Total Cases:0 Serious IPC:0 Other IPC:0	Total Cases:3 Serious IPC:4 Other IPC:17	<p>2 charges related to Promoting enmity between different groups on grounds of religion, race, place of birth, residence, language, etc., and doing acts prejudicial to maintenance of harmony (IPC Section-153A)</p> <p>1 charges related to Voluntarily causing hurt by dangerous weapons or means (IPC Section-324)</p> <p>1 charges related to Injuring or defiling place of worship with intent to insult the religion of any class (IPC Section-295)</p> <p>2 charges related to Being member of an unlawful assembly (IPC Section-143)</p> <p>2 charges related to rioting (IPC Section-147)</p> <p>2 charges related to Rioting, armed with deadly weapon (IPC Section-148)</p> <p>2 charges related to Assault or criminal force to deter public servant from discharge of his duty (IPC Section-353)</p> <p>2 charges related to Voluntarily causing hurt to deter public servant from his duty (IPC Section-332)</p> <p>2 charges related to Mischief causing damage to the amount of fifty rupees (IPC Section-427)</p> <p>2 charges related to Every member of unlawful assembly guilty of offence committed in prosecution of common object (IPC Section-149)</p> <p>1 charges related to wrongful restraint (IPC Section-341)</p> <p>1 charges related to Voluntarily causing grievous hurt to deter public servant from his duty (IPC Section-333)</p> <p>1 charges related to voluntarily causing hurt (IPC Section-323)</p> <p>Other details:2nd additional jmfc court sirsi ipc 143,ipc 147,148,353,332,333,427,324,323,153,149,2nd additional jmfc court sirsi kpdlp KPDLP ACT 2nd additional JMFC court sirsi ses case 57/06 cc no 14/04 of 2nd addnl JMPC Court sirsi date 23-1-2004 Section 2 of KPDLP Act, Ses. Case No. 57/06, CC No. 14/04 of II nd Additional J.M.F.C. Court Sirsi , Date of Oder 23.01.2004 JMFC court chikkamangalore cc no 3/03 date 2-1-2003 57/06 cc no 14/04 of 2nd additional jmfc court sirsi JMFC COURT Bhatkal cc no 2281/98. This case ended in acquittal and the state has filed appeal before the high court of Karnataka which is pending in Cr R P no 125/2004 dated 27-2-1997 CC No. 2281/98, J.M.F.C. Court Bhatkal, This Case is ended in acquittal and the State has filed appeal before The High Court of Karnataka Which is Pending In Cr. R. P. 125/2004, Date of Order 27.02.1997 ipc 153 section 295 ipc cc no 3/03 CC No.3/03, J.M.F.C. Court Chikmangalore, Date of order 02.01.2003</p>

S.No.	Re-elected MP Information in 2014	Pending Criminal Cases in Last Election	Brief Details of IPCs in last Election
2	Name: Dr. Shashi Tharoor Dist: KERALA Constituency: THIRUVANANTHAPURAM Party: INC Total Cases: 0 Serious IPC: 0 Other IPC: 0	Total Cases:1 Serious IPC:0 Other IPC:0	Other details:The Prevention of Insults to National Honor Act,1971 (Act No.69 of 1971)Section 03 (I understand from Media Reports,that on the Basis of a Private Complaint the Addl CJM Court Ernakulam issued a Summons but i have not recieved it till date),Judicial Addl Chief Magistrate Court Ernakulam
3	Name:Raj Nath Singh Dist:UTTAR PRADESH Constituency:LUCKNOW Party:BJP Total Cases:0 Serious IPC:0 Other IPC:0	Total Cases:1 Serious IPC:1 Other IPC:2	1 charges related to Promoting enmity between different groups on grounds of religion, race, place of birth, residence, language, etc., and doing acts prejudicial to maintenance of harmony (IPC Section-153A) 1 charges related to Imputations, assertions prejudicial to national-integration (IPC Section-153B) 1 charges related to Statements conducing to public mischief (IPC Section-505) Other details:(3)&(3A)of Section 123 & 125 Representation of People Act,Case No.265/7, Police Station Hajrat Ganj Lucknow
4	Name:Geete Anant Gangaram Dist:MAHARASHTRA Constituency:RAIGAD Party:SHS Total Cases:0 Serious IPC:0 Other IPC:0	Total Cases:1 Serious IPC:0 Other IPC:0	Other details:Section 37(a), 30, 134 of B. P. Act & Section 3(1) of P. P. D. Act, Cr. Case S. C. No. 31/06 is pending against me in JMFC Kankamali
5	Name:Ravindra Kumar Pandey Dist:JHARKHAND Constituency:GIRIDIH Party:BJP Total Cases:0 Serious IPC:0 Other IPC:0	Total Cases:1 Serious IPC:0 Other IPC:4	1 charges related to Being member of an unlawful assembly (IPC Section-143) 1 charges related to rioting (IPC Section-147) 1 charges related to Non-attendance in obedience to an order form public servant (IPC Section-174) 1 charges related to wrongful restraint (IPC Section-341) Other details:Case No 32/98 Police Station GRP Gomoh Dist Dhanbad State Jharkhand In the Court of Railway Magistrate Dhanbad, Date on Which the Charge 31-10-1998
6	Name:Feroze Varun Gandhi Dist:UTTAR PRADESH Constituency:SULTANPUR Party:BJP Total Cases:0 Serious IPC:0 Other IPC:0	Total Cases:6 Serious IPC:5 Other IPC:19	2 charges related to Promoting enmity between different groups on grounds of religion, race, place of birth, residence, language, etc., and doing acts prejudicial to maintenance of harmony (IPC Section-153A) 2 charges related to Deliberate and malicious acts, intended to outrage religious feelings or any class by insulting its religion or religious beliefs (IPC Section-295A) 1 charges related to Attempt to murder (IPC Section-307) 3 charges related to Disobedience to order duly promulgated by public servant (IPC Section-188) 2 charges related to Voluntarily causing hurt to deter public servant from his duty (IPC Section-332)

S.No.	Re-elected MP Information in 2014	Pending Criminal Cases in Last Election	Brief Details of IPCs in last Election
			<p>2 charges related to Intentional insult with intent to provoke breach of the peace (IPC Section-504) 2 charges related to criminal intimidation (IPC Section-506) 2 charges related to rioting (IPC Section-147) 2 charges related to Rioting, armed with deadly weapon (IPC Section-148) 2 charges related to Mischief causing damage to the amount of fifty rupees (IPC Section-427) 1 charges related to Act endangering life or personal safety of others (IPC Section-336) 1 charges related to voluntarily causing hurt (IPC Section-323) 1 charges related to assault or criminal force otherwise than on grave provocation (IPC Section-352) 1 charges related to Every member of unlawful assembly guilty of offence committed in prosecution of common object (IPC Section-149)</p> <p>Other details:7 Criminal Law Amendment Act & 125 Representation of People Act,1951,FIR No.226/09,Police Station-Kotwali,District-Pilibhit,State-U.P. Crime No.712/08,Case No.2362/08,P.S.Barkhera Pilibhit,A.C.J.M.(I) Pilibhit (U.P.),Date-24/12/2008 125 Representation of People Act,1951,FIR No.238/09,Police Station-Kotwali,District-Pilibhit,State-U.P. FIR No.1222/08,Police Station-Barkhera,District-Pilibhit,State-U.P. 3 National Security Act.Case No.01/09,District-Pilibhit,State-U.P.,Date-29/03/2009 125 Representation of People Act,1951,FIR No.255/09,Police Station-Barkhera,District-Pilibhit,State-U.P.</p>
7	Name:Jagdambika Pal Dist:UTTAR PRADESH Constituency:DOMARIYAGANJ Party:BJP Total Cases:0 Serious IPC:0 Other IPC:0	Total Cases:1 Serious IPC:0 Other IPC:2	1 charges related to Punished for mischief (IPC Section-426) 1 charges related to Mischief causing damage to the amount of fifty rupees (IPC Section-427) Other details:Case No.5891/03
8	Name:Jardosh Darshnaben Vikrambhai Dist:GUJARAT Constituency:SURAT Party:BJP Total Cases:0 Serious IPC:0 Other IPC:0	Total Cases:1 Serious IPC:0 Other IPC:1	1 charges related to Disobedience to order duly promulgated by public servant (IPC Section-188) Other details:CASE NO. 36343/2007, 6TH ADDITIONAL SENIOR CIVIL JUDGE & JUDICIAL MAGISTRATE FIRST CLASS COURT

S.No.	Re-elected MP Information in 2014	Pending Criminal Cases in Last Election	Brief Details of IPCs in last Election
9	Name:Shibu Soren Dist:JHARKHAND Constituency:DUMKA Party:JMM Total Cases:0 Serious IPC:0 Other IPC:0	Total Cases:3 Serious IPC:2 Other IPC:8	1 charges related to Attempt to murder (IPC Section-307) 1 charges related to Murder (IPC Section-302) 1 charges related to Joining unlawful assembly armed with deadly weapon (IPC Section-144) 1 charges related to wrongful restraint (IPC Section-341) 1 charges related to Assault or criminal force to deter public servant from discharge of his duty (IPC Section-353) 1 charges related to Intentional insult with intent to provoke breach of the peace (IPC Section-504) 1 charges related to Disobedience to order duly promulgated by public servant (IPC Section-188) 1 charges related to rioting (IPC Section-147) 1 charges related to Rioting, armed with deadly weapon (IPC Section-148) 1 charges related to Causing disappearance of evidence of offence, or giving false information to screen offender (IPC Section-201) Other details:P.S. Case No. 15 of 2003, Date 07-02-03, 1st Class Magistrate Pooriyahat Dist-Godda, 13-10-2003 Cognizance Substance of Accusation Explain On 10-09-2004 Add. Session Judge Giridih Fir No 3(4)/75 P.S Pirtand Date of Order Of the Court Cognizance 10-01-2005 S.D.J.M Jamtara G.R 30/75 P.S No 7-75 Date 31-01-75 Date of Order Of the Court Cognizance 06-09-86 FIR No.3(4)/74, Pirtand Dist., Giridih Jharkhand, Add. Session Judge Giridih, Date 10-01-2005 G. R. No.1368/99, FIR No.185/99, Dated 9-8-09, P. S. Bistupur East Singhbhum Jameshedpur, Jharkhand, Shri Arbind Kumar-2, 1st Class Judicial Magistrate, Cog. on 06-09-2006 on 17-07-2007 Substance of accusation C.J.M.B.S.City Bokaro,B.S City P.S Case No 2/2003,Date of Order Of the Court Cognizance Not Available However Bail Was Grantd On 10-01-03 No Charge Sheet Has Been Filed

Table 5-8: Re-elected MPs with criminal cases in 2009 and without criminal cases in 2014

Union Council of Ministers

CONTENTS

CHAPTER 6: UNION COUNCIL OF MINISTERS	279
Summary and Highlights.....	279
Criminal Background	279
Financial Background.....	279
Education Details.....	281
Full Asset Details of all Ministers	283
Details of Criminal Cases declared by 20 Ministers.....	287

TABLES

TABLE 6-1: HIGH ASSET MINISTERS	280
TABLE 6-2: LOW ASSET MINISTERS	280
TABLE 6-3: EDUCATION REPORT	281
TABLE 6-4: OVERALL AGE REPORT	282
TABLE 6-5: FULL ASSET DETAILS OF ALL MINISTERS	283
TABLE 6-6: DETAILS OF CRIMINAL CASES DECLARED BY MINISTERS.....	287

FIGURES

FIGURE 6-1: OVERALL EDUCATION REPORT	281
FIGURE 6-2: OVERALL AGE REPORT.....	282

Chapter 6

Union Council of Ministers

Summary and Highlights

National Election Watch (NEW) and Association for Democratic Reforms (ADR) have analysed the self-sworn affidavits of 66 Ministers (including the Prime Minister) from Lok Sabha 2014 and current Rajya Sabha as on 13th February, 2015.

Criminal Background

- **Ministers with Criminal Cases:** Out of the total 66 Ministers, 20 (30%) Ministers declared criminal cases against themselves.
- **Ministers with Serious Criminal Cases:** 11 (17%) ministers declared serious criminal cases including cases related to attempt to murder, communal disharmony, electoral violations etc.
- **Ministers with cases related to Attempt to Murder:** Dr. Ramshankar Katheria from Agra Constituency and Uma Bharti from Jhansi, Uttar Pradesh had declared cases related to attempt to murder (IPC Section-307).
- **Ministers with cases related to causing Communal Disharmony:** Dr. Ramshankar Katheria from Agra Constituency and Uma Bharti from Jhansi constituency, Uttar Pradesh had declared a case related to promoting enmity between different groups on grounds of religion, race, place of birth, residence, language, etc., and doing acts prejudicial to maintenance of harmony (IPC Section-153A).
- **Ministers with cases related to Electoral Violations:** Giriraj Singh of Nawada Constituency declared a case related to undue influence or personation at an election (IPC Section-171F). Uma Bharti of BJP from Jhansi constituency, Uttar Pradesh declared a case related to Illegal payments in connection with an election (IPC Section-171H). Upendra Kushwaha of Rashtriya Lok Samta Party from Karakat constituency, Bihar and Ram Vilas Paswan of LJP from Hajipur constituency, Bihar had each declared a case related to Bribery (IPC Section – 171E).

Financial Background

- **Crorepati Ministers:** Out of the 66 ministers, 61 (92%) are crorepatis.
- **Average Assets:** The average assets per minister were Rs.14.12 crores.
- **High Asset Ministers:** 7 ministers declared total assets worth more than Rs. 30 crores. These ministers are as follows;

S.No.	Name	State	Constituency	Party Name	Total Assets (Rs)	PAN Given
1	Yalamanchili Sa-tyanarayana Chowdary	Andhra Pradesh	Rajya Sabha Member	TDP	1,89,69,51,681 189 Crore+	Y
2	Arun Jaitley	Gujarat	Rajya Sabha (Gujarat)	BJP	1,13,02,16,000 113 Crore+	Y
3	Harsimrat Kaur Badal	Punjab	Bathinda	SAD	1,08,16,64,910 108 Crore+	Y
4	Jayant Sinha	Jharkhand	Hazaribagh	BJP	55,67,54,579 55 Crore+	Y
5	Mahesh Sharma	Uttar Pradesh	Gautam Budhha Nagar	BJP	47,37,97,545 47 Crore+	Y
6	Maneka Sanjay Gandhi	Uttar Pradesh	Pilibhit	BJP	37,41,32,826 37 Crore+	Y
7	Piyush Goyal	Maharashtra	Rajya Sabha (Maharashtra)	BJP	30,34,65,410 30 Crore+	Y

Table 6-1: High Asset Ministers

*Total Assets includes assets of self, spouse and dependents.

- **Low Asset Ministers:** A total of 5 ministers out of 66 ministers had declared assets less than Rs. 1 crore. These five ministers with lowest assets are as follows:

S.No.	Name	State	Constituency	Party Name	Movable Assets (Rs)	Immovable Assets (Rs)	Total Assets (Rs)	PAN Given
1	Sadhavi Niranjjan Jyoti	Uttar Pradesh	Fatehpur	BJP	28,63,779*	9,00,000	37,63,779 37 Lacs+	Y
2	Mansukhbhai Dhanjibhai Vasava	Gujarat	Bharuch	BJP	45,21,062	20,50,000	65,71,062 65 Lacs+	Y
3	Thavarchand	Madhya Pradesh	Rajya Sabha (Madhya Pradesh)	BJP	19,64,293*	66,48,690*	86,12,983 86 Lacs+	Y
4	Sudarshan Bhagat	Jharkhand	Lohardaga	BJP	75,81,009	14,50,000*	90,31,009 90 Lacs+	Y
5	Ram Vilas Paswan	Bihar	Hajipur	LJP	68,42,023	28,00,000	96,42,023 96 Lacs+	Y

Table 6-2: Low Asset Ministers

Education Details

Among 66 ministers analysed in total, 12(19%) Ministers have declared that they have an education qualification of 12th pass or below while 53 (80%) Ministers have declared having an educational qualification of Graduation and above.

Education Group	Number of Ministers analyzed
5th Pass	1
8th Pass	1
10th Pass	7
12th Pass	3
Graduate	12
Graduate Professional	21
Post Graduate	15
Doctorate	5
Others	1
Total	66

Table 6-3: Education Report

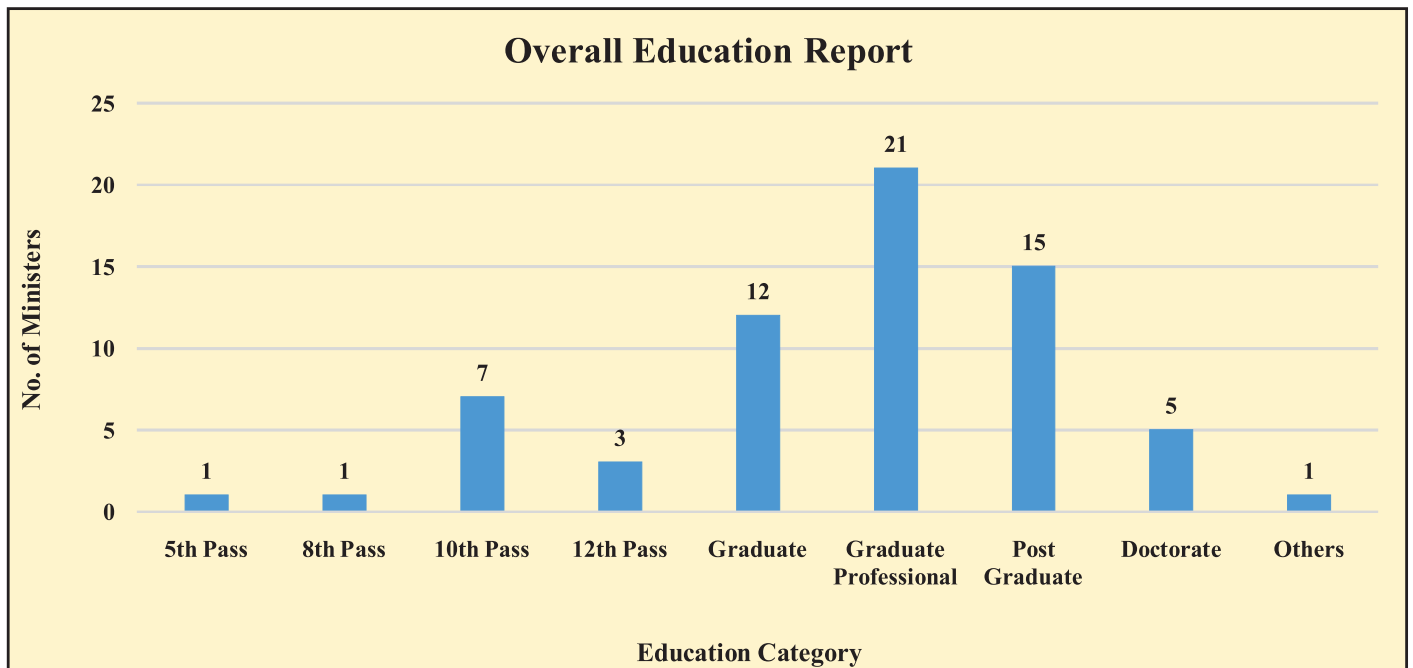


Figure 6-1: Overall Education Report

Overall Age Report

Age Group	Number of Ministers Analyzed
31-40	2
41-50	14
51-60	26
61-70	22
71-80	2
Total	66

Table 6-4: Overall Age Report

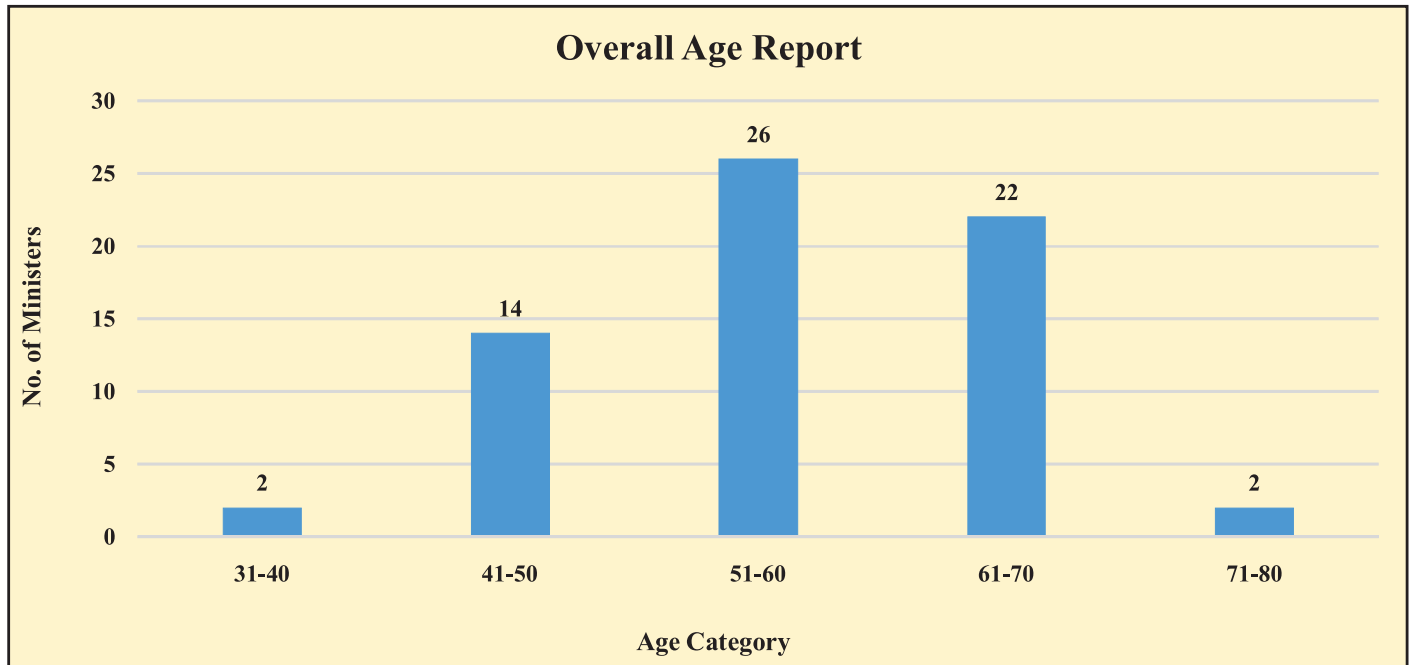


Figure 6-2: Overall Age Report

Full Asset Details of all Ministers

S. No.	Name	State	Constituency	Party Name	Movable Assets (Rs)	Immovable Assets (Rs)	Total Assets (Rs)	PAN Given
1	Yalamanchili Satyanarayana Chowdary	Andhra Pradesh	Rajya Sabha (Andhra Pradesh)	TDP	1,77,73,53,123*	11,95,98,558*	1,89,69,51,681 189 Crore+	Y
2	Arun Jaitley	Gujarat	Rajya Sabha (Gujarat)	BJP	37,32,16,000	75,70,00,000	1,13,02,16,000 113 Crore+	Y
3	Harsimrat Kaur Badal	Punjab	Bathinda	SAD	46,71,75,285	61,44,89,625	1,08,16,64,910 108 Crore+	Y
4	Jayant Sinha	Jharkhand	Hazaribagh	BJP	43,44,33,261	12,23,21,318	55,67,54,579 55 Crore+	Y
5	Mahesh Sharma	Uttar Pradesh	Gautam Budhha Nagar	BJP	20,96,40,897	26,41,56,648	47,37,97,545 47 Crore+	Y
6	Maneka Sanjay Gandhi	Uttar Pradesh	Pilibhit	BJP	12,46,32,826	24,95,00,000	37,41,32,826 37 Crore+	Y
7	Piyush Goyal	Maharashtra	Rajya Sabha (Maharashtra)	BJP	28,29,61,410*	2,05,04,000*	30,34,65,410 30 Crore+	Y
8	Krishan Pal	Haryana	Faridabad	BJP	3,23,44,463	26,40,95,681	29,64,40,144 29 Crore+	Y
9	Najma A.Heptullah	Madhya Pradesh	Rajya Sabha (Madhya Pradesh)	BJP	24,88,33,459*	2,00,00,000*	26,88,33,459 26 Crore+	Y
10	Inderjit Singh	Haryana	Gurgaon	BJP	10,96,30,763	14,10,68,000	25,06,98,763 25 Crore+	Y
11	G.M. Siddeshwara	Karnataka	Davanagere	BJP	16,82,55,703	6,41,20,000	23,23,75,703 23 Crore+	Y
12	Danve Raosaheb Dadarao	Maharashtra	Jalna	BJP	78,75,262	17,65,36,600	18,44,11,862 18 Crore+	Y
13	Sushma Swaraj	Madhya Pradesh	Vidisha	BJP	9,22,33,438	8,32,82,984	17,55,16,422 17 Crore+	Y
14	Gadkari Nitin Jairam	Maharashtra	Nagpur	BJP	2,52,36,575	12,84,67,900	15,37,04,475 15 Crore+	Y
15	Birender Singh	Haryana	Rajya Sabha	BJP	5,43,51,143	9,72,83,400	15,16,34,543 15 Crore+	Y
16	Ravi Shankar Prasad	Bihar	Rajya Sabha (Bihar)	BJP	9,82,36,425	3,44,00,000	13,26,36,425 13 Crore+	Y
17	D.V. Sadananda Gowda	Karnataka	Bangalore North	BJP	4,73,91,874	5,14,97,000	9,88,88,874 9 Crore+	Y
18	Bandaru Dattatreya	Telangana	Secunderabad	BJP	72,05,148	9,10,50,000	9,82,55,148 9 Crore+	Y

S. No.	Name	State	Constituency	Party Name	Movable Assets (Rs)	Immovable Assets (Rs)	Total Assets (Rs)	PAN Given
19	Smriti Zubin Irani	Gujarat	Rajya Sabha (Gujarat)	BJP	3,63,83,768	5,68,20,000	9,32,03,768 9 Crore+	Y
20	Rajyavardhan Singh Rathore	Rajasthan	Jaipur Rural	BJP	6,68,29,394	1,69,04,650	8,37,34,044 8 Crore+	Y
21	M.Venkaiiah Naidu	Karnataka	Rajya Sabha (Karnataka)	BJP	1,00,10,836*	6,72,50,000*	7,72,60,836 7 Crore+	Y
22	Babul Supriya Boral (Babul Supriyo)	West Bengal	Asansol	BJP	2,02,89,537	5,50,00,000	7,52,89,537 7 Crore+	Y
23	Rajiv Pratap Rudy	Bihar	Saran	BJP	2,38,45,997	3,87,00,000	6,25,45,997 6 Crore+	Y
24	Kalraj Mishra	Uttar Pradesh	Deoria	BJP	75,28,193	4,75,20,000	5,50,48,193 5 Crore+	Y
25	Prabhu Suresh Prabhakar	Haryana	Rajya Sabha	BJP	3,53,89,710	1,49,89,884	5,03,79,594 5 Crore+	Y
26	Giriraj Singh	Bihar	Nawada	BJP	74,99,771	4,25,55,000	5,00,54,771 5 Crore+	Y
27	Ananth Kumar	Karnataka	Bangalore South	BJP	1,23,59,969	3,28,64,737	4,52,24,706 4 Crore+	Y
28	Geete Anant Gangaram	Maharashtra	Raigad	Shiv Sena	1,46,72,647	2,97,93,840	4,44,66,487 4 Crore+	Y
29	Vijay Kumar Singh	Uttar Pradesh	Ghaziabad	BJP	1,03,57,044	3,07,80,000	4,11,37,044 4 Crore+	Y
30	Radhakrishnan P.	Tamil Nadu	Kanniyakumari	BJP	9,93,006	3,99,70,263	4,09,63,269 4 Crore+	Y
31	Mohanbhai Kalyanjibhai Kundariya	Gujarat	Rajkot	BJP	2,20,38,415	1,74,74,535	3,95,12,950 3 Crore+	Y
32	Ashok Gajapathi Raju Pusapati	Andhra Pradesh	Vizianagaram	TDP	3,46,54,818*	44,00,087	3,90,54,905 3 Crore+	Y
33	Santosh Gangwar	Uttar Pradesh	Bareilly	BJP	1,10,46,862	2,75,56,000*	3,86,02,862 3 Crore+	Y
34	Dr. Jitendra Singh	Jammu & Kashmir	Udhampur	BJP	1,53,64,932	2,31,00,000	3,84,64,932 3 Crore+	Y
35	Shripad Yesso Naik	Goa	North Goa	BJP	1,11,15,448	2,59,03,706	3,70,19,154 3 Crore+	Y
36	Prabhu Manohar Parrikar	Goa	Panaji (North Goa)	BJP	1,58,86,829	1,81,58,000	3,40,44,829 3 Crore+	Y
37	Prakash Javadekar	Madhya Pradesh	Rajya Sabha	BJP	1,59,07,384	4,53,446	3,39,81,330 3 Crore+	Y

S. No.	Name	State	Constituency	Party Name	Movable Assets (Rs)	Immovable Assets (Rs)	Total Assets (Rs)	PAN Given
38	Raj Nath Singh	Uttar Pradesh	Lucknow	BJP	1,02,40,729	1,90,00,000	2,92,40,729 2 Crore+	Y
39	Dr. Harsh Vardhan	NCT of Delhi	Chandni Chowk	BJP	39,81,308	2,42,48,000	2,82,29,308 2 Crore+	Y
40	Nirmala Sitharaman	Andhra Pradesh	Rajya Sabha	BJP	49,03,861	2,14,74,000	2,63,77,861 2 Crore+	Y
41	Mukhtar Abbas Naqvi	Uttar Pradesh	Rajya Sabha	BJP	35,30,000*	2,26,00,000*	2,61,30,000 2 Crore+	Y
42	Upendra Kushwaha	Bihar	Karakat	Rashtriya Lok Samta Party	23,29,741	2,25,00,000	2,48,29,741 2 Crore+	Y
43	Jual Oram	Orissa	Sundargarh	BJP	1,21,02,170	1,21,00,000	2,42,02,170 2 Crore+	Y
44	Manoj Sinha	Uttar Pradesh	Ghazipur	BJP	1,58,46,901	75,30,000	2,33,76,901 2 Crore+	Y
45	Radha Mohan Singh	Bihar	Purvi Champaran	BJP	38,58,073	1,87,00,000	2,25,58,073 2 Crore+	Y
46	Vishnudev Sai	Chhattisgarh	Raigarh	BJP	1,26,76,220	89,00,000	2,15,76,220 2 Crore+	Y
47	Jagat Prakash Nadda	Himachal Pradesh	Rajya Sabha	BJP	45,31,071	1,41,50,000	1,86,81,071 1 Crore+	Y
48	Sanwar Lal Jat	Rajasthan	Ajmer	BJP	66,64,656	1,14,00,000	1,80,64,656 1 Crore+	Y
49	Narendra Modi	Uttar Pradesh	Varanasi	BJP	65,91,582	1,00,00,000	1,65,91,582 1 Crore+	Y
50	Chaudhry Haribhai Parthibhai	Gujarat	Banaskantha	BJP	71,90,564	85,83,000	1,57,73,564 1 Crore+	Y
51	Ahir Hansraj Gangaram	Maharashtra	Chandrapur	BJP	47,48,000	1,08,00,000	1,55,48,000 1 Crore+	Y
52	Dharmendra Pradhan	Bihar	Rajya Sabha (Bihar)	BJP	1,27,96,075	26,50,000	1,54,46,075 1 Crore+	Y
53	Vijay Sampla	Punjab	Hoshiarpur	BJP	46,14,322	1,05,50,000	1,51,64,322 1 Crore+	Y
54	Dr. Ramshankar Katheria	Uttar Pradesh	Agra	BJP	48,84,885	97,50,000	1,46,34,885 1 Crore+	Y
55	Sarbananda Sonowal	Assam	Lakhimpur	BJP	62,47,515	82,50,000	1,44,97,515 1 Crore+	Y
56	Uma Bharti	Uttar Pradesh	Jhansi	BJP	46,26,218	97,50,000	1,43,76,218 1 Crore+	Y

S. No.	Name	State	Constituency	Party Name	Movable Assets (Rs)	Immovable Assets (Rs)	Total Assets (Rs)	PAN Given
57	Ram Kripal Yadav	Bihar	Pataliputra	BJP	39,89,431	1,00,00,000	1,39,89,431 1 Crore+	Y
58	Kiren Rijju	Arunachal Pradesh	Arunachal West	BJP	1,15,89,868	9,50,000	1,25,39,868 1 Crore+	Y
59	Narendra Singh Tomar	Madhya Pradesh	Gwalior	BJP	39,12,622	75,00,000	1,14,12,622 1 Crore+	Y
60	Nihalchand	Rajasthan	Ganganagar	BJP	31,01,172*	77,60,000	1,08,61,172 1 Crore+	Y
61	Dr. Sanjeev Kumar Balyan	Uttar Pradesh	Muzaffarnagar	BJP	68,34,997	39,59,225	1,07,94,222 1 Crore+	Y
62	Ram Vilas Paswan	Bihar	Hajipur	LJP	68,42,023	28,00,000	96,42,023 96 Lacs+	Y
63	Sudarshan Bhagat	Jharkhand	Lohardaga	BJP	75,81,009	14,50,000*	90,31,009 90 Lacs+	Y
64	Thavarchand	Madhya Pradesh	Rajya Sabha (Madhya Pradesh)	BJP	19,64,293*	66,48,690*	86,12,983 86 Lacs+	Y
65	Mansukhbhai Dhanjibhai Vasava	Gujarat	Bharuch	BJP	45,21,062	20,50,000	65,71,062 65 Lacs+	Y
66	Sadhavi Niranjani Jyoti	Uttar Pradesh	Fatehpur	BJP	28,63,779*	9,00,000	37,63,779 37 Lacs+	Y

Table 6-5: Full Asset Details of all Ministers

Details of Criminal Cases declared by 20 Ministers

S.No.	Ministers Information	Brief Details of IPCs
1	<p>Name:Uma Bharti State:UTTAR PRADESH Constituency:JHANSI Party:BJP Total Cases:13 Serious IPC:7 Other IPC:31 Cases (Accused)</p> <ol style="list-style-type: none"> 1. IPC Sections - , Other Details - Sec. 3/12 of Press Book Registration Act., Sec 127 RP Act, R.T. No.1078/2004, Cognition Dated. 04.09.2003, , Judicial Magistrate First Class Bhopal, 2. IPC Sections - , Other Details - Sec 2 of the Prevention of Insults to National Honour Act 1971 (PINHA2), R.T.C. No.368/07, Chief Judicial Magistrate Bhopal, Cognition Dated. 26.04.2006, 3. IPC Sections - 500 , Other Details - RT No. 134/05, Judicial Magistrate First Class Bhopal, Cognition Dated. 23.12.2005 4. IPC Sections - 353, 188, 145, 506 , Other Details - Case No. 187/12, Cognition Dated. 14.08.2012, Civil Judge Judicial Magistrate, Charkhari, Mahoba (U.P), Shri High Court Allahabad In RIT No. 16266/13 Order Dated. 09.07.13 5. IPC Sections - 188 , Other Details - Civil Judge Judicial Magistrate, Charkhari, Mahoba (U.P) Case No. 318/12, Cognition Dated, 06.09.2012, Shri High Court Allahabad In RIT No. 18769/13 Order Dated 10.07.13, Sec 126 RP Act. 6. IPC Sections - 171H, 188 , Other Details - FIR No. 509/12, Cognition Dated. 04.12.2012, Mushif Court Kulpahad District Mahoba, ,Revision case pending in the Shri High Court Allahabad In RIT No. 16268/2013 In Order Dated 09.07.13 7. IPC Sections - 147, 148, 149, 307 , Other Details - FIR No. 209/06, Cognition Dated, 31.10.2006, First Class Judicial Magistrate Bara Malhera District Chatarpur, Sec 25, 27 Arms Act. 8. IPC Sections - 147, 341, 323, 294, 506B , Other Details - FIR No. 210/06, Cognition Dated. 31.10.2006,First Class Judicial Magistrate Bara Malhera District Chatarpur, 9. IPC Sections - 147, 148, 149, 427, 323, 294, 506B , Other Details - FIR No. 211/06, Cognition Dated. 31.10.2006, First Class Judicial Magistrate Bara Malhera, District Chatarpur 10. IPC Sections - 147, 341, 294, 427, 506B , Other Details - FIR No. 212/06, Cognition Dated. 31.10.2006, First Class Judicial Magistrate Bara Malhera District Chattarpur, 11. IPC Sections - 147, 148, 323, 294, 427, 307, 506B , Other Details - FIR No. 213/06, Cognition Dated. 01.11.2006, First Class Judicial Magistrate Bara Malhera, District Chatarpur, 	<p>2 charges related to Attempt to murder (IPC Section-307) 1 charge related to criminal intimidation (IPC Section-506) 1 charge related to Illegal payments in connection with an election (IPC Section-171H) 1 charge related to Promoting enmity between different groups on grounds of religion, race, place of birth, residence, language, etc., and doing acts prejudicial to maintenance of harmony (IPC Section-153A) 1 charge related to Imputations, assertions prejudicial to national-integration (IPC Section-153B) 1 charge related to Statements conducing to public mischief (IPC Section-505) 6 charges related to rioting (IPC Section-147) 4 charges related to Obscene acts and songs (IPC Section-294) 3 charges related to Disobedience to order duly promulgated by public servant (IPC Section-188) 3 charges related to Rioting, armed with deadly weapon (IPC Section-148) 3 charges related to voluntarily causing hurt (IPC Section-323) 3 charges related to Mischief causing damage to the amount of fifty rupees (IPC Section-427) 3 charges related to Every member of unlawful assembly guilty of offence committed in prosecution of common object (IPC Section-149) 2 charges related to wrongful restraint (IPC Section-341) 2 charges related to defamation (IPC Section-500) 1 charge related to Assault or criminal force to deter public servant from discharge of his duty (IPC Section-353) 1 charge related to Joining or continuing in unlawful assembly, knowing it has been commanded to disperse (IPC Section-145)</p>

S.No.	Ministers Information	Brief Details of IPCs
	<p>Cases (Charges framed)</p> <ol style="list-style-type: none"> IPC Sections - 147, 149, 153A, 153B, 505 , Other Details - Case no.4350/10, FIR No. 198/1992, Police Station Ramjanm bhumi Ayodhya, District Faizabad , Court - Special Judicial Magistrate Raibareily, U.P. Aghtan, Cognition Dated. 28.07.2005, Prepared Dated. 19.09.2003 IPC Sections - 500 , Other Details - RT No. 5520/2003, Police Station Tallaiya Bhopal M.P., Civil Case, Chief Judicial Magistrate, Shri Pankaj Maheshwari/ RT No. 5520/2003, Cognition Dated. 17.11.2003, charges frame Date 15.02.2005 <p>Cases (Convicted)-----No Cases----</p>	
2	<p>Name:Dr. Ramshankar Katheria State:UTTAR PRADESH Constituency: AGRA Party:BJP Total Cases:21 Serious IPC:13 Other IPC:51 Cases (Cognizance taken)</p> <ol style="list-style-type: none"> IPC Sections - 147, 341 , Other Details - Case No-294/10,fir No-191/2009,Thana Nai Ki Mandi,Chief Judicial Magistrate 7th Agra,Cognizance Date 18/5/2010 IPC Sections - 342, 332, 353 , Other Details - Case No-1564-/11,Fir No-786/09,Tajganj,Chief Judicial Magistrate First Class Agra,Cognizance Date 01/11/2011 IPC Sections - 419, 420, 467, 468, 471 , Other Details - Case No-4487/10,Fir No-321/10,Chief Judicial Magistrate Agra,Thana Hariparwat IPC Sections - 147, 323, 353, 504, 506, 332 , Other Details - Case No-513/13,Fir No-3/11,Thana Etmadpur,Distt. Chief Judicial Magistrate Agra,Cognizance Date 05/07/2011 IPC Sections - 147, 353, 504, 506 , Other Details - Case No-512/13,Fir No-4/11,Thana Etmadpur,Distt And Chief Judicial Magistrate Agra,Cognizance Date 05/07/2011 IPC Sections - 147, 336, 342 , Other Details - Case No-830-/11,Fir No-10/11,Thana Nai Ki Mandi,Upper Chief Judicial Magistrate 7th Agra,Cognizance Dt 21/02/2011 IPC Sections - 147, 427 , Other Details - Case No-,Fir No-11/2011,Thana Nai Ki Mandi,Chief Judicial Magistrate 7th Agra, IPC Sections - 147, 332, 341, 353 , Other Details - Case No-708/2011,Fir No-12/2011,Thana Nai Ki Mandi,Upper Chief Judicial Magistrate 7th Agra IPC Sections - 332, 353, 336, 427, 147 , Other Details - Case No-580/11,Fir No-440/11,Thana Sahaganj,Upper Chief Judicial Magistrate 4th Agra,Cognizance Dt 01/10/2012 IPC Sections - 147, 323 , Other Details - Case No-,Fir No-1191/10,Thana Hariparwat,Chief Judicial Magistrate Agra, 	<p>4 charges related to Voluntarily causing hurt to deter public servant from his duty (IPC Section-332) 3 charges related to criminal intimidation (IPC Section-506) 1 charge related to Cheating and dishonestly inducing delivery of property (IPC Section-420) 1 charge related to Forgery of valuable security, will, etc. (IPC Section-467) 1 charge related to Forgery for purpose of cheating (IPC Section-468) 1 charge related to House-trespass after preparation for hurt, assault or wrongful restraint (IPC Section-452) 1 charge related to Attempt to murder (IPC Section-307) 1 charge related to Promoting enmity between different groups on grounds of religion, race, place of birth, residence, language, etc., and doing acts prejudicial to maintenance of harmony (IPC Section-153A) 14 charges related to rioting (IPC Section-147) 9 charges related to Assault or criminal force to deter public servant from discharge of his duty (IPC Section-353) 5 charges related to Intentional insult with intent to provoke breach of the peace (IPC Section-504) 4 charges related to Disobedience to order duly promulgated by public servant (IPC Section-188) 3 charges related to Act endangering life or personal safety of others (IPC Section-336) 3 charges related to Danger or obstruction in public way or line of navigation (IPC Section-283) 3 charges related to wrongful restraint (IPC Section-341) 2 charges related to Mischief causing damage to the amount of fifty rupees (IPC Section-427) 2 charges related to wrongful Confinement (IPC Section-342) 2 charges related to voluntarily causing hurt (IPC Section-323) 1 charge related to Rioting, armed with deadly weapon (IPC Section-148) 1 charge related to Every member of unlawful assembly guilty of offence committed in prosecution of common object (IPC Section-149) 1 charge related to cheating by personation (IPC Section-419) 1 charge related to Using as genuine a forged document or electronic record (IPC Section-471)</p>

S.No.	Ministers Information	Brief Details of IPCs
	<p>11. IPC Sections - 147, 452, 504, 506 , Other Details - Case No-3974/13,Fir No-261/12,Thana Hariparwat,Chief Judicial Magistrate Agra,Cognizance Dt 01/10/2012</p> <p>12. IPC Sections - 147, 353, 283, , Other Details - 174 Railway Act And 7 CLA Act, Case No-7753/13,Fir No-34/13,Thana GRP Agra Chavni,Cognizance Dt 22/08/2013</p> <p>13. IPC Sections - 147, 353, 283 , Other Details - 174 Railway Act,Case No-7754/13,Fir No-35/13,Thana GRP Agra Chavni,Cognizance Dt 22/08/2013,Upper Chief Judicial Magistrate Railway Agra,</p> <p>14. IPC Sections - 147, 353, 283, 504 , Other Details - 174 Railway Act,Case No-7755/13,Fir No-3613,Thana GRP Agra Chavni,Upper Chief Judicial Magistrate Railway Agra,,Cognizance Dt 22/8/2013</p> <p>15. IPC Sections - , Other Details - Sec. 146, 147, 174 Railway Act, RPF Agra Chavni, Upper Chief Judicial Magistrate Railway Agra,Cognizance Dt 25/02/2010</p> <p>16. IPC Sections - 188 , Other Details - Case No,Fir No-183-/11,12,09,Thana Parliament Street</p> <p>17. IPC Sections - 188 , Other Details - Case No,Fir No-142-/12,Thana Hariparwat,Chief Judicial Magistrate Agra,</p> <p>18. IPC Sections - 188 , Other Details - Fir No-478/10 Thana Hariparwat,Chief Judicial Magistrate Agra,</p> <p>19. IPC Sections - 147, 148, 149, 307, 504 , Other Details - Case No,Fir No-61/10,Thana Sadar,Chief Judicial Magistrate Agra,</p> <p>20. IPC Sections - 147, 341, 336, 353, 153A , Other Details - Fir No-62/10,Thana Sadar,Chief Judicial Magistrate Agra,</p> <p>21. IPC Sections - 188 , Other Details - Case No-207/2012,Fir No-598/11,Thana Hariparwat,Fir No-61/10,Thana Sadar,Chief Judicial Magistrate Agra,Cognizance Dt 12/01/2013</p>	
	<p>Cases (Charges framed) -----No Cases----Cases (Convicted)----- No Cases----</p>	

S.No.	Ministers Information	Brief Details of IPCs
3	<p>Name:Ahir Hansraj Gangaram State:MAHARASHTRA Constituency:CHANDRAPUR Party:BJP Total Cases:11 Serious IPC:5 Other IPC:15 Cases (Cognizance taken)</p> <ol style="list-style-type: none"> 1. IPC Sections - 135, 123, 126, 188, 34, 135, 143, 341, 427 , Other Details - Gadchiroli Case No. 3054/04 2. IPC Sections - 135, 134, 163, 294, 323, 506 , Other Details - Case No.3013/09 3. IPC Sections - 131, 143 , Other Details - Warora Case No. 215/08 4. IPC Sections - 135, 143, 147, 353 , Other Details - Ballarpur Case No.3029/09 5. IPC Sections - , Other Details - Ghugus Case No. 3007/98 6. IPC Sections - , Other Details - Bhadravati Case No. 3041/07 7. IPC Sections - , Other Details - Chandrapur Case No. 02/81 8. IPC Sections - , Other Details - Case No.3060/04 9. IPC Sections - , Other Details - Case No.42/05 10. IPC Sections - , Other Details - Case No.3029/08 11. IPC Sections - , Other Details - Case No.50/2002 <p>Cases (Charges framed) -----No Cases-----Cases (Convicted)----- No Cases----</p>	<p>1 charge related to Concealing with intent to facilitate design to wage war (IPC Section-123) 1 charge related to Committing depredation on territories of Power at peace with the Government of India (IPC Section-126) 1 charge related to Abetment of such assault, if the assault is committed (IPC Section-134) 1 charge related to criminal intimidation (IPC Section-506) 1 charge related to Abetting mutiny, or attempting to seduce a soldier, sailor or airman from his duty (IPC Section-131) 4 charges related to Abetment of desertion of soldier, sailor or airman (IPC Section-135) 3 charges related to Being member of an unlawful assembly (IPC Section-143) 1 charge related to rioting (IPC Section-147) 1 charge related to Assault or criminal force to deter public servant from discharge of his duty (IPC Section-353) 1 charge related to Disobedience to order duly promulgated by public servant (IPC Section-188) 1 charge related to Acts done by several persons in furtherance of common intention (IPC Section-34) 1 charge related to wrongful restraint (IPC Section-341) 1 charge related to Mischief causing damage to the amount of fifty rupees (IPC Section-427) 1 charge related to Obscene acts and songs (IPC Section-294) 1 charge related to voluntarily causing hurt (IPC Section-323)</p>
4	<p>Name:Dr. Harsh Vardhan State:NCT OF DELHI Constituency:CHANDNI CHOWK Party:BJP Total Cases:2 Serious IPC:2 Other IPC:10 Cases (Accused)</p> <ol style="list-style-type: none"> 1. IPC Sections - 147,149,186,323,325,332,353,427 , Other Details - FIR No.- 66/2008 P.S Mandir Marg Delhi Section-3 Public Property Damages Act 2. IPC Sections - 147,149,341,427 , Other Details - FIR No.- 183/2010, PS- Geeta Colony, Delhi, Ms. Surabhi Sharma, MM Karkardooma Court, Delhi <p>Cases (Charges framed) -----No Cases-----Cases (Convicted)----- No Cases----</p>	<p>1 charge related to voluntarily causing grievous hurt (IPC Section-325) 1 charge related to Voluntarily causing hurt to deter public servant from his duty (IPC Section-332) 2 charges related to Mischief causing damage to the amount of fifty rupees (IPC Section-427) 2 charges related to rioting (IPC Section-147) 2 charges related to Every member of unlawful assembly guilty of offence committed in prosecution of common object (IPC Section-149) 1 charge related to voluntarily causing hurt (IPC Section-323) 1 charge related to Assault or criminal force to deter public servant from discharge of his duty (IPC Section-353) 1 charge related to wrongful restraint (IPC Section-341) 1 charge related to Obstructing public servant in discharge of public functions (IPC Section-186)</p>

S.No.	Ministers Information	Brief Details of IPCs
5	<p>Name:Maneka Sanjay Gandhi State:UTTAR PRADESHConstituency:PILIBHIT Party:BJP Total Cases:1 Serious IPC:2 Other IPC:0 Cases (Accused)</p> <ol style="list-style-type: none"> 1. IPC Sections - 394, 506 , Other Details - Crime no. 217/2008, P.S Basilpur District Pilibhit, C.J.M Pilibhit, Case no. 81/11 Date 03-01-2011, Case Revision filed on High Court Allahabad U.P., Petition No 15319/12 dt.04-05-2013 pending <p>Cases (Charges framed) -----No Cases----Cases (Convicted)----- No Cases----</p>	<p>1 charge related to Voluntarily causing hurt in committing robbery (IPC Section-394) 1 charge related to criminal intimidation (IPC Section-506)</p>
6	<p>Name:Giriraj Singh State: BIHAR Constituency: NAWADA Party: BJP Total Cases:1 Serious IPC:1 Other IPC:1 Cases (Cognizance taken)</p> <ol style="list-style-type: none"> 1. IPC Sections - 188, 171F , Other Details - Case No.-354/09, Tr. No.-330/1, Ravinder Kumar, J.M. 1st Class, Samastipur, Police Station- Pussa, Date-7-11-2009 <p>Cases (Charges framed) -----No Cases----Cases (Convicted)----- No Cases----</p>	<p>1 charge related to undue influence or personation at an election (IPC Section-171F) 1 charge related to Disobedience to order duly promulgated by public servant (IPC Section-188)</p>
7	<p>Name: Sadhavi Niranjan Jyoti State:UTTAR PRADESH Constituency: FATEHPUR Party:BJP Total Cases:1 Serious IPC:1 Other IPC:3 Cases (Cognizance taken)</p> <ol style="list-style-type: none"> 1. IPC Sections - 323,504,506,497 , Other Details - NCR No.-72/14, Kotwali Fatehpur, Dist. Fatehpur (U.P.), Date-19-03-2014 <p>Cases (Charges framed) -----No Cases----Cases (Convicted)----- No Cases----</p>	<p>1 charge related to criminal intimidation (IPC Section-506) 1 charge related to voluntarily causing hurt (IPC Section-323) 1 charge related to Intentional insult with intent to provoke breach of the peace (IPC Section-504) 1 charge related to Adultery (IPC Section-497)</p>
8	<p>Name:Bandaru Dattatreya State:TELANGANAConstituency:SEC UNDERABAD Party:BJP Total Cases:3 Serious IPC:0 Other IPC:2 Cases (Cognizance taken)</p> <ol style="list-style-type: none"> 1. IPC Sections - , Other Details - u/s 145, 147 of Railway Act. IInd Metropolitan Magistrate Secunderabad S.T.C. No. 246/2009, Date 19.03.2009, Criminal Petition No. 12770 of 2013 Pending before High Court for quash. Stay granted on 02.12.2013 2. IPC Sections - , Other Details - U/S 145, 147, of Railway Act. IInd Metropolitan Magistrate Secunderabad, C.C.No. 852/2012 Date 04.02.2013 3. IPC Sections - 143, 188 , Other Details - Ist Addl, Chief Metropolitan Magistrate Hyderabad C.C.No. 761/2011 Charge Sheet Filed on 17.11.2011 <p>Cases (Charges framed) -----No Cases----Cases (Convicted)----- No Cases----</p>	<p>1 charge related to Being member of an unlawful assembly (IPC Section-143) 1 charge related to Disobedience to order duly promulgated by public servant (IPC Section-188)</p>

S.No.	Ministers Information	Brief Details of IPCs
9	Name:Ram Kripal Yadav State:BIHAR Constituency:PATALIPUTRA Party:BJP Total Cases:1 Serious IPC:0 Other IPC:1 Cases (Cognizance taken) 1. IPC Sections - 143 , Other Details - SDJM Court Masodi Bagwanganj Case No.12/2009 and 03/07/2009 Cases (Charges framed) -----No Cases----Cases (Convicted)----- No Cases----	1 charge related to Being member of an unlawful assembly (IPC Section-143)
10	Name:Rajiv Pratap Rudy State :BIHAR Constituency:SARAN Party:BJP Total Cases:1 Serious IPC:0 Other IPC:2 Cases (Cognizance taken) 1. IPC Sections - 179, 188 , Other Details - C.J.M. Saran, Bhagwan Bazar P.S. Case No.42/09 Dt.08/03/2009, 17/08/2009 Cases (Charges framed) -----No Cases----Cases (Convicted)----- No Cases----	1 charge related to Refusing to answer public servant authorized to question (IPC Section-179) 1 charge related to Disobedience to order duly promulgated by public servant (IPC Section-188)
11	Name:Mukhtar Abbas Naqvi State (Rajya Sabha)UTTAR PRADESH Party:BJP Total Cases:1 Serious IPC:0 Other IPC:4 Cases (Cognizance taken) 1. IPC Sections - 143, 341, 342, 188 , Other Details - 7 KI.LA. Act Cases (Charges framed) -----No Cases----Cases (Convicted)----- No Cases----	1 charge related to Disobedience to order duly promulgated by public servant (IPC Section-188) 1 charge related to Punishment (IPC Section-143) 1 charge related to wrongful restraint (IPC Section-341) 1 charge related to wrongful Confinement (IPC Section-342)
12	Name:Gadkari Nitin Jairam State:MAHARASHTRA Constituency:NAGPUR Party:BJP Total Cases:4 Serious IPC:1 Other IPC:6 Cases (Accused) 1. IPC Sections - , Other Details - Sec. 135 B. P. Act, Sum.Case No. 4806/09, Date 9.04.2009 ,Judicial Magistrate First Class-1 Court no.15 Nagpur 2. IPC Sections - 143, 341 , Other Details - Sec. 135 B. P. Act, Sum.Case No. 392/05, Date 28.06.2005, JMFC Court No.10, Nagpur 3. IPC Sections - 143, 186, 448, 506 , Other Details - Sum. Case No. 56/86,Date 10.03.1986, JMFC Court No.3 Nagpur,(U/S 506(no charge framed)) (Charges not yet framed and case is fixed for awaiting summons) 4. IPC Sections - 188 , Other Details - Sec. 134 B. P. Act, Sum. Case No.1173/09,Date 14.09.2009(Hearing), JMFC At Parshioni ,Dist.Nagpur Cases (Charges framed) -----No Cases----Cases (Convicted)----- No Cases----	1 charge related to criminal intimidation (IPC Section-506) 2 charges related to Being member of an unlawful assembly (IPC Section-143) 1 charge related to house-trespass (IPC Section-448) 1 charge related to Disobedience to order duly promulgated by public servant (IPC Section-188) 1 charge related to wrongful restraint (IPC Section-341) 1 charge related to Obstructing public servant in discharge of public functions (IPC Section-186)

S.No.	Ministers Information	Brief Details of IPCs
13	<p>Name:Vijay Kumar Singh State:UTTAR PRADESH Constituency:GHAZIABAD Party:BJP Total Cases:2 Serious IPC:1 Other IPC:7 Cases (Accused)</p> <ol style="list-style-type: none"> 1. IPC Sections - 500, 211 , Other Details - M.M.03/P.H.C , New Delhi, Bill of Indictment 49/1/12 Of 2012, Conzance Date 27/3/2012 <p>Cases (Charges framed)</p> <ol style="list-style-type: none"> 1. IPC Sections - 186, 353, 147, 148, 149, 34 , Other Details - Fir No 183/2012, Police Station Sansad Marg New Delhi <p>Cases (Convicted)-----No Cases----</p>	<p>1 charge related to False charge of offence made with intent to injure (IPC Section-211) 1 charge related to Rioting, armed with deadly weapon (IPC Section-148) 1 charge related to Every member of unlawful assembly guilty of offence committed in prosecution of common object (IPC Section-149) 1 charge related to Acts done by several persons in furtherance of common intention (IPC Section-34) 1 charge related to defamation (IPC Section-500) 1 charge related to Obstructing public servant in discharge of public functions (IPC Section-186) 1 charge related to Assault or criminal force to deter public servant from discharge of his duty (IPC Section-353) 1 charge related to rioting (IPC Section-147)</p>
14	<p>Name:Upendra Kushwaha State:BIHAR Constituency:KARAKAT Party:Rashtriya Lok Samta Party Total Cases:4 Serious IPC:0 Other IPC:4 Cases (Accused)</p> <ol style="list-style-type: none"> 1. IPC Sections - 188 , Other Details - GR NO.523/04 2. IPC Sections - , Other Details - GR NO.459/05, U/S 3A 3. IPC Sections - 188, 171E , Other Details - CASE NO.71/09, DEEP NAGAR P.S. 4. IPC Sections - 188 , Other Details - CASE NO.69/09, NOOR SARAI P.S. <p>Cases (Charges framed) -----No Cases----Cases (Convicted)-----No Cases----</p>	<p>1 charge related to Bribery (IPC Section-171E) 3 charges related to Disobedience to order duly promulgated by public servant (IPC Section-188)</p>
15	<p>Name:Ram Vilas Paswan State:BIHARConstituency:HAJIPUR Party:LJP Total Cases:2 Serious IPC:0 Other IPC:2 Cases (Accused)</p> <ol style="list-style-type: none"> 1. IPC Sections - 504 , Other Details - Tr No.4536/14, Judicial Magistrate Hajipur, Date 26.05.2012 2. IPC Sections - 171E , Other Details - FIR No.295/95, Date 27.06.13, Hon'ble Judicial Magistrate HAJipur <p>Cases (Charges framed) -----No Cases----Cases (Convicted)-----No Cases----</p>	<p>1 charge related to Bribery (IPC Section-171E) 1 charge related to Intentional insult with intent to provoke breach of the peace (IPC Section-504)</p>

S.No.	Ministers Information	Brief Details of IPCs
16	<p>Name:Danve Raosaheb Dadarao State:MAHARASHTRA Constituency:JALNA Party:BJP Total Cases:4 Serious IPC:0 Other IPC:12 Cases (Accused)</p> <ol style="list-style-type: none"> 1. IPC Sections - , Other Details - 135 Bombay Police Act S.T.C. No 300175/2011, Court 5th First Class Judge Magistrate Jalna Dt 09.02.2011 2. IPC Sections - 146, 147, 149, 353, 504 , Other Details - 3 Public Property Damage Act 135 Bombay Police S.T.C. No 216/2012 Dt 01.08.2012, Court Court First Class Judge Magistrate Jafabad 3. IPC Sections - 143, 341 , Other Details - 135 Bombay Police S.T.C. No 217/2012, Court First Class Judge Magistrate Jafabad Dt 01.08.2012 4. IPC Sections - 143, 147, 149, 353, 504 , Other Details - 3 Public Property Damage Act, 135 Bombay Police, S.T.C. No 218/2012 Dt 01.08.2012, Court First Class Judge Magistrate Jafabad <p>Cases (Charges framed) -----No Cases----Cases (Convicted)----- No Cases----</p>	<p>2 charges related to Assault or criminal force to deter public servant from discharge of his duty (IPC Section-353) 2 charges related to Intentional insult with intent to provoke breach of the peace (IPC Section-504) 2 charges related to Being member of an unlawful assembly (IPC Section-143) 2 charges related to rioting (IPC Section-147) 2 charges related to Every member of unlawful assembly guilty of offence committed in prosecution of common object (IPC Section-149) 1 charge related to wrongful restraint (IPC Section-341) 1 charge related to Rioting (IPC Section-146)</p>
17	<p>Name:Jual Oram State:ORISSAConstituency:SUNDARGARH Party:BJP Total Cases:1 Serious IPC:0 Other IPC:4 Cases (Accused)</p> <ol style="list-style-type: none"> 1. IPC Sections - 143,341,283,34 , Other Details - GR NO. 62/1999, PS: PLANTSITE, PS CASE NO: 13/1999, DATE OF COGNIZANCE-9.3.99, DATE OF CHARGE 26.4.2010, JMFC ROURKELA <p>Cases (Charges framed) -----No Cases----Cases (Convicted)----- No Cases----</p>	<p>1 charge related to Acts done by several persons in furtherance of common intention (IPC Section-34) 1 charge related to Being member of an unlawful assembly (IPC Section-143) 1 charge related to wrongful restraint (IPC Section-341) 1 charge related to Danger or obstruction in public way or line of navigation (IPC Section-283)</p>
18	<p>Name:Dr. Sanjeev Kumar Balyan State:UTTAR PRADESHConstituency:MUZAFFARNAGAR Party:BJP Total Cases:1 Serious IPC:0 Other IPC:3 Cases (Accused)</p> <ol style="list-style-type: none"> 1. IPC Sections - 188, 353, 341 , Other Details - 7 Criminal Law Amendment Act, Criminal Case No. 173/13,Thana-Sikheda,District-Muzaffarnagar, ACJM 2, 1540/9/13, Date 1/11/2013 <p>Cases (Charges framed) -----No Cases----Cases (Convicted)----- No Cases----</p>	<p>1 charge related to Disobedience to order duly promulgated by public servant (IPC Section-188) 1 charge related to Assault or criminal force to deter public servant from discharge of his duty (IPC Section-353) 1 charge related to wrongful restraint (IPC Section-341)</p>

S.No.	Ministers Information	Brief Details of IPCs
19	<p>Name:Narendra Singh Tomar State:MADHYA PRADESHConstituency:GWALIOR Party:BJP Total Cases:1 Serious IPC:0 Other IPC:1 Cases (Accused)</p> <ol style="list-style-type: none"> 1. IPC Sections - 188 , Other Details - Case no.1016/09, Special Railway Magistrate Gwalior, Section 6/15 noise control ac, date-16/10/2011 <p>Cases (Charges framed) -----No Cases-----Cases (Convicted)----- No Cases-----</p>	<p>1 charge related to Disobedience to order duly promulgated by public servant (IPC Section-188)</p>
20	<p>Name:Dharmendra Pradhan State:BIHAR Constituency:Rajya Sabha (Bihar) Party:BJP Total Cases:2 Serious IPC:1 Other IPC:8 Cases (Accused)</p> <ol style="list-style-type: none"> 1. IPC Sections - 341,186,294,34 , Other Details - G.R. CASE NO.: 665/2006, 3 PDPP ACT 2. IPC Sections - 143,341,283,504,149 , Other Details - G.R.CASE NO. 53/2005, U/S 147, 174 IRP ACT <p>Cases (Charges framed) -----No Cases-----Cases (Convicted)----- No Cases-----</p>	<p>1 charge related to Obscene acts and songs (IPC Section-294) 2 charges related to wrongful restraint (IPC Section-341) 1 charge related to Obstructing public servant in discharge of public functions (IPC Section-186) 1 charge related to Acts done by several persons in furtherance of common intention (IPC Section-34) 1 charge related to Punishment (IPC Section-143) 1 charge related to Danger or obstruction in public way or line of navigation (IPC Section-283) 1 charge related to Intentional insult with intent to provoke breach of the peace (IPC Section-504) 1 charge related to Every member of unlawful assembly guilty of offence committed in prosecution of common object (IPC Section-149)</p>

Table 6-6: Details of Criminal Cases declared by Ministers

Other Background Details

CONTENTS

CHAPTER 7: ANALYSIS OF OTHER BACKGROUND DETAILS.....	300
Analysis of Education Details	300
Detailed analysis of education details of candidates	300
Party-wise Education Details of Candidates	301
Detailed Distribution of Education for Candidates.....	303
Analysis of Education Details of MPs	304
Party-wise Education Details of MPs.....	305
Detailed Distribution of Education for MPs.....	306
Analysis of Age Details.....	307
Detailed Age Report for Candidates.....	307
Party-wise Age Details of Candidates.....	308
Detailed Distribution of Age for Candidates (in years).....	310
Detailed Age Report for MPs.....	311
Party-wise Age Details of MPs.....	312
Detailed Distribution of Age for MPs (in years).....	313
Analysis of Gender Details.....	314
Detailed Analysis of Gender of Candidates	314
Party-wise Gender Details of Candidates.....	315
Detailed Analysis of Gender of MPs.....	316
Party-wise Gender Details of MPs.....	317

TABLES

TABLE 7-1: OVERALL EDUCATION REPORT.....	301
TABLE 7-2: PARTY-WISE EDUCATION DETAILS OF CANDIDATES	302
TABLE 7-3: DETAILED DISTRIBUTION OF EDUCATION FOR CANDIDATES	303
TABLE 7-4: OVERALL EDUCATION REPORT OF MPs	304
TABLE 7-5: PARTY-WISE EDUCATION DETAILS OF MPs.....	305
TABLE 7-6: DETAILED DISTRIBUTION OF EDUCATION FOR MPs.....	306
TABLE 7-7: OVERALL AGE REPORT	308
TABLE 7-8: PARTY-WISE AGE DETAILS OF CANDIDATES.....	309
TABLE 7-9: DETAILED DISTRIBUTION OF AGE FOR CANDIDATES (IN YEARS)	310
TABLE 7-10: AGE REPORT FOR MPs	311
TABLE 7-11: PARTY-WISE AGE DETAILS OF MPs	312
TABLE 7-12: DETAILED DISTRIBUTION OF AGE FOR MPs (IN YEARS)	313
TABLE 7-13: OVERALL GENDER REPORT	314
TABLE 7-14: PARTY-WISE GENDER DETAILS OF CANDIDATES.....	315
TABLE 7-15: OVERALL GENDER REPORT	317
TABLE 7-16: PARTY- WISE GENDER REPORT.....	317

FIGURES

FIGURE 7-1: OVERALL EDUCATION REPORT	300
FIGURE 7-2: PARTY-WISE EDUCATION DETAILS OF CANDIDATES	301
FIGURE 7-3: OVERALL EDUCATION REPORT OF MPs	304
FIGURE 7-4: PARTY-WISE EDUCATION DETAILS OF MPs	305
FIGURE 7-5: OVERALL AGE REPORT	307
FIGURE 7-6: PARTY-WISE AGE DETAILS OF CANDIDATES	308
FIGURE 7-7: OVERALL AGE REPORT FOR MPs	311
FIGURE 7-8: PARTY-WISE AGE DETAILS OF MPs	312
FIGURE 7-9: PROPORTION OF FEMALE CANDIDATES	314
FIGURE 7-10: PARTY-WISE GENDER DETAILS OF CANDIDATES.....	315
FIGURE 7-11: PROPORTION OF FEMALE MPs.....	316
FIGURE 7-12: PARTY-WISE GENDER REPORT	317

Chapter 7

Analysis of Other Background Details

Analysis of Education Details

Detailed analysis of education details of candidates

Education Details of Candidates: 111 candidates declared that they are illiterate. 3787 (46%) candidates declared that they have an education qualification of 12th pass or below (not including the candidates who declared that they are illiterate) while 4025 (49%) candidates declared having an educational qualification of graduate or above. 224 candidates had declared that they had doctorate degrees.

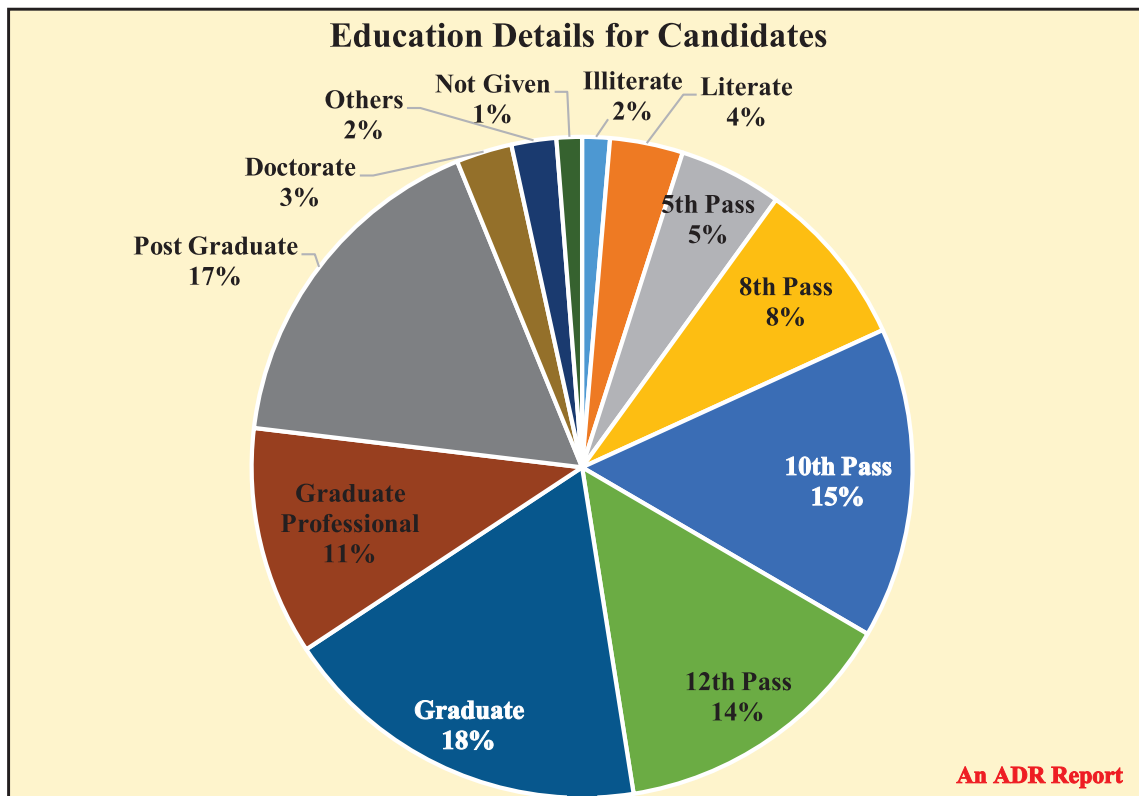


Figure 7-1: Overall Education Report

Education Group	Number of Candidates analysed	Proportion
Illiterate	111	1%
Literate	293	4%
5th Pass	415	5%
8th Pass	673	8%
10th Pass	1249	15%
12th Pass	1157	14%
Graduate	1494	18%
Graduate Professional	918	11%
Post Graduate	1389	17%
Doctorate	224	3%
Others	180	2%
Not Given	102	1%
Total	8205	100%

Table 7-1: Overall Education Report

Party-wise Education Details of Candidates

The party with the highest proportion of candidates with an educational background of 12th pass or higher was TRS with 94% (16 out of 17) of candidates with an educational background of 12th pass or higher. The party with the highest proportion of candidates with an educational background of lower than 12th pass was JMM with 62% (13 out of 21) of the candidates with an educational background of lower than 12th pass.

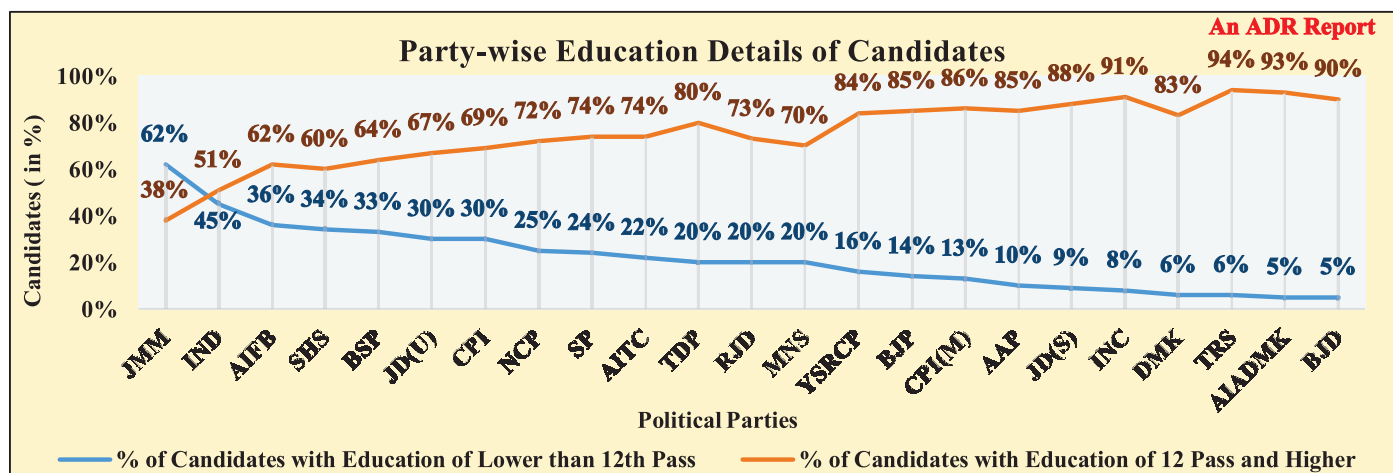


Figure 7-2: Party-wise Education Details of Candidates

Party	No. of Candidates with Education of Lower than 12th Pass	% of Candidates with Education of Lower than 12th Pass	No. of Candidates with Education of 12 Pass and Higher	% of Candidates with Education of 12 Pass and Higher	Total number of candidates analysed
AAP	43	10%	365	85%	429
INC	35	8%	421	91%	463
BJP	59	14%	360	85%	426
BSP	167	33%	321	64%	502
SP	46	24%	144	74%	195
AITC	29	22%	97	74%	131
CPI(M)	12	13%	79	86%	92
JD(U)	28	30%	62	67%	93
CPI	20	30%	46	69%	67
SHS	20	34%	35	60%	58
AIADMK	2	5%	37	93%	40
DMK	2	6%	29	83%	35
YSRCP	6	16%	32	84%	38
NCP	9	25%	26	72%	36
JD(S)	3	9%	29	88%	33
AIFB	14	36%	24	62%	39
TDP	6	20%	24	80%	30
BJD	1	5%	19	90%	21
RJD	6	20%	22	73%	30
TRS	1	6%	16	94%	17
JMM	13	62%	8	38%	21
MNS	2	20%	7	70%	10
Others	780	36%	1335	61%	2186
IND	1437	45%	1644	51%	3213
Total	2741	33%	5182	63%	8205

Table 7-2: Party-wise Education Details of Candidates

Detailed Distribution of Education for Candidates

Party	Illiterate	Literate	5th Pass	8th Pass	10th Pass	12th Pass	Graduate	Graduate Professional	Post Graduate	Doctorate	Others	Not Given	Total number of candidates analysed
AAP	0	1	2	7	33	33	81	78	148	25	16	5	429
INC	0	2	3	7	23	46	113	90	139	33	6	1	463
BJP	0	3	6	8	42	43	106	83	98	30	7	0	426
BSP	6	17	20	43	81	78	82	58	92	11	14	0	502
SP	1	5	11	13	16	29	48	22	40	5	2	3	195
AITC	2	5	2	2	18	15	33	17	26	6	4	1	131
CPI(M)	0	1	1	3	7	11	22	17	23	6	1	0	92
JD(U)	3	2	5	5	13	14	19	12	9	8	2	1	93
CPI	1	1	4	6	8	4	16	15	11	0	1	0	67
SHS	0	0	3	6	11	15	10	4	5	1	2	1	58
AIAD-MK	0	0	0	0	2	3	7	12	14	1	1	0	40
DMK	0	0	0	0	2	1	5	10	13	0	2	2	35
YSRCP	0	0	1	1	4	5	8	5	11	3	0	0	38
NCP	0	0	1	2	6	5	11	3	5	2	1	0	36
JD(S)	0	1	0	1	1	3	11	9	6	0	1	0	33
AIFB	0	1	1	3	9	4	6	4	9	1	1	0	39
TDP	1	0	0	0	5	8	6	3	6	1	0	0	30
BJD	0	0	0	0	1	1	8	4	5	1	1	0	21
RJD	0	1	0	1	4	4	8	4	3	3	1	1	30
TRS	0	0	0	1	0	0	4	4	6	2	0	0	17
JMM	0	2	1	4	6	2	2	0	2	2	0	0	21
MNS	0	0	0	0	2	3	4	0	0	0	1	0	10
Others	33	99	104	195	349	341	398	210	345	41	45	26	2186
IND	64	152	250	365	606	489	486	254	373	42	71	61	3213
Total	111	293	415	673	1249	1157	1494	918	1389	224	180	102	8205

Table 7-3: Detailed Distribution of Education for Candidates

Analysis of Education Details of MPs

Education Details of MPs: 1 MP declared that he was illiterate. 125 (23%) MPs declared that they have an education qualification of 12th pass or below (not including the MP who declared that he was illiterate) while 406 (75%) MPs declared having an educational qualification of graduate or above. 33 MPs had declared that they had doctorate degrees.

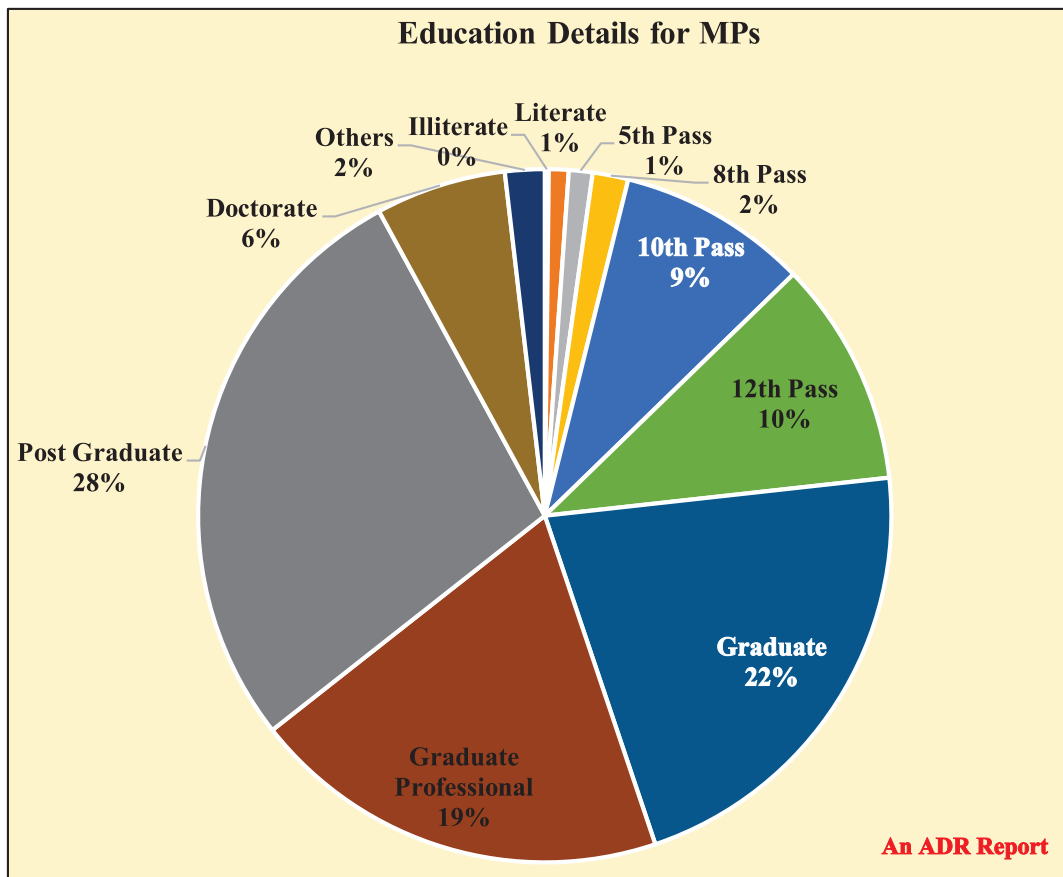


Figure 7-3: Overall Education Report of MPs

Education Group	Number of MPs analysed	Proportion
Illiterate	1	0%
Literate	5	1%
5th Pass	6	1%
8th Pass	9	2%
10th Pass	48	9%
12th Pass	57	11%
Graduate	117	22%
Graduate Professional	106	20%
Post Graduate	150	28%
Doctorate	33	6%
Others	10	2%
Total	542	100%

Table 7-4: Overall Education Report of MPs

Party-wise Education Details of MPs

The party with the highest proportion of MPs with an educational background of 12th pass or higher was TRS (11 MPs), AAP (4 MPs) and SP (5 MPs) with all MPs with an educational background of 12th pass or higher. The party with the highest proportion of MPs with an educational background of lower than 12th pass was SAD with 75% (1 out of 3) of the MPs with an educational background of lower than 12th pass.

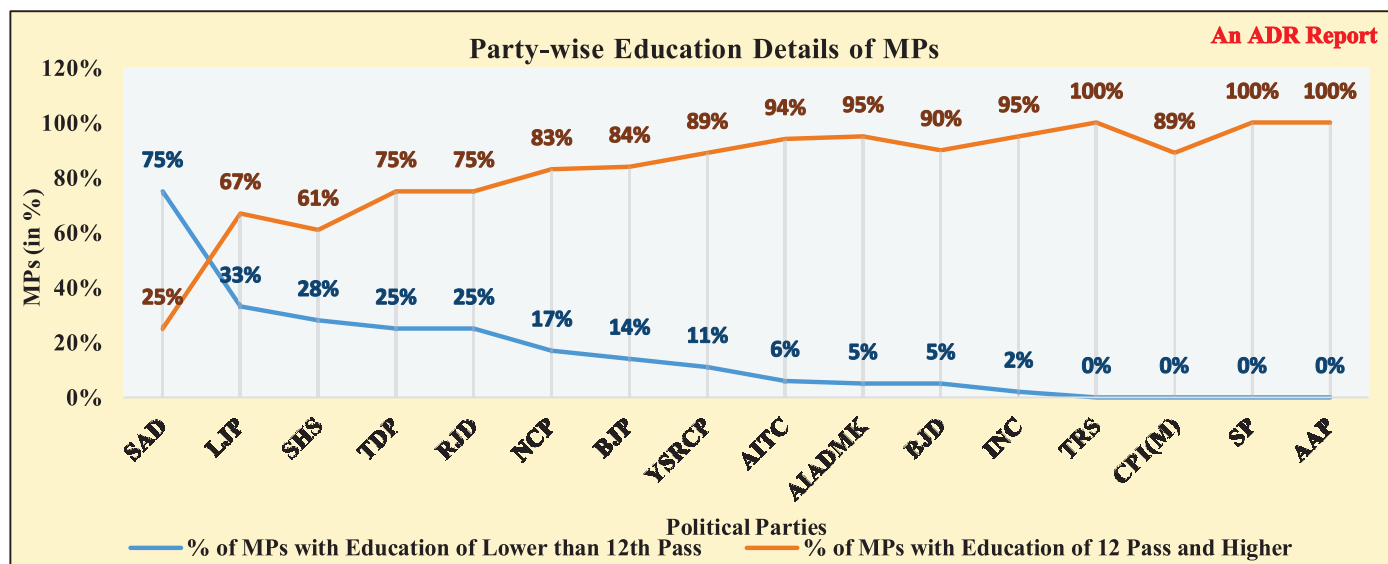


Figure 7-4: Party-wise Education Details of MPs

Party	No. of MPs with Education of lower than 12th pass	% of MPs with Education of lower than 12th pass	No. of MPs with Education of 12th pass or higher	% of MPs with Education of 12th pass or higher	Total number of MPs analysed
BJP	40	14%	237	84%	281
INC	1	2%	42	95%	44
AIADMK	2	5%	35	95%	37
AITC	2	6%	32	94%	34
BJD	1	5%	18	90%	20
SHS	5	28%	11	61%	18
TDP	4	25%	12	75%	16
TRS	0	0%	11	100%	11
YSRCP	1	11%	8	89%	9
CPI(M)	0	0%	8	89%	9
NCP	1	17%	5	83%	6
LJP	2	33%	4	67%	6
SP	0	0%	5	100%	5
AAP	0	0%	4	100%	4
SAD	3	75%	1	25%	4
RJD	1	25%	3	75%	4
Others	6	18%	27	79%	34
Total	69	13%	463	85%	542

Table 7-5: Party-wise Education Details of MPs

Detailed Distribution of Education for MPs

Party	Illiterate	Literate	5th Pass	8th Pass	10th Pass	12th Pass	Graduate	Graduate Professional	Post Graduate	Doctorate	Others	Not Given	Total number of MPs analysed
BJP	0	3	5	5	27	26	66	55	69	21	4	0	281
INC	0	0	0	0	1	7	6	11	15	3	1	0	44
AIADMK	0	0	0	0	2	3	6	11	14	1	0	0	37
AITC	0	1	0	0	1	2	8	9	10	3	0	0	34
BJD	0	0	0	0	1	1	7	4	5	1	1	0	20
TRS	0	0	0	0	0	0	3	2	5	1	0	0	11
SHS	0	0	0	1	4	3	5	1	2	0	2	0	18
TDP	1	0	0	0	3	4	4	2	2	0	0	0	16
YSRCP	0	0	0	0	1	1	0	2	4	1	0	0	9
CPI(M)	0	0	0	0	0	1	0	2	4	1	1	0	9
SP	0	0	0	0	0	0	2	0	3	0	0	0	5
NCP	0	0	0	0	1	1	3	0	1	0	0	0	6
JD(U)	0	0	0	0	0	2	0	0	0	0	0	0	2
AAP	0	0	0	0	0	1	0	1	2	0	0	0	4
RASHTRIYA LOK SAMTA PARTY	0	0	0	0	0	0	0	0	2	1	0	0	3
LJP	0	0	0	1	1	1	2	0	1	0	0	0	6
JKPDP	0	0	0	0	0	0	0	2	1	0	0	0	3
SAD	0	0	0	1	2	0	0	0	1	0	0	0	4
RSP	0	0	0	0	0	0	0	1	0	0	0	0	1
JD(S)	0	0	0	0	0	1	0	0	0	0	1	0	2
IND	0	0	0	1	0	1	0	0	1	0	0	0	3
IUML	0	0	0	0	1	0	0	1	0	0	0	0	2
RJD	0	1	0	0	0	1	1	0	1	0	0	0	4
KC(M)	0	0	0	0	0	0	0	0	1	0	0	0	1
JMM	0	0	1	0	1	0	0	0	0	0	0	0	2
SDF	0	0	0	0	0	0	0	0	1	0	0	0	1
INLD	0	0	0	0	1	0	1	0	0	0	0	0	2
ALL INDIA N.R. CONGRESS	0	0	0	0	0	0	0	0	1	0	0	0	1
APNA DAL	0	0	0	0	0	0	1	0	1	0	0	0	2
CPI	0	0	0	0	0	0	0	0	1	0	0	0	1
SWABHIMANI PAKSHA	0	0	0	0	1	0	0	0	0	0	0	0	1
AIUDF	0	0	0	0	0	1	1	0	1	0	0	0	3

Party	Illiterate	Literate	5th Pass	8th Pass	10th Pass	12th Pass	Graduate	Graduate Professional	Post Graduate	Doctorate	Others	Not Given	Total number of MPs analysed
ALL INDIA MAJLIS-E-ITTEHADUL MUSLIMEEN	0	0	0	0	0	0	0	1	0	0	0	0	1
NPP	0	0	0	0	0	0	0	0	1	0	0	0	1
PMK	0	0	0	0	0	0	0	1	0	0	0	0	1
NPF	0	0	0	0	0	0	1	0	0	0	0	0	1
Total	1	5	6	9	48	57	117	106	150	33	10	0	542

Table 7-6: Detailed Distribution of Education for MPs

Analysis of Age Details

Detailed Age Report for Candidates

Age Details of Candidates: 5118 (62%) candidates declared their age to be between 25 to 50 years while 2770 (34%) candidates declared their age to be between 51 to 70 years and 240 (3%) candidates declared their age to be above 71 years. Ravikant Yadav an Independent candidate from Jaunpur constituency declared his age to be 21 years and 76 candidates did not declare their age in their affidavits.

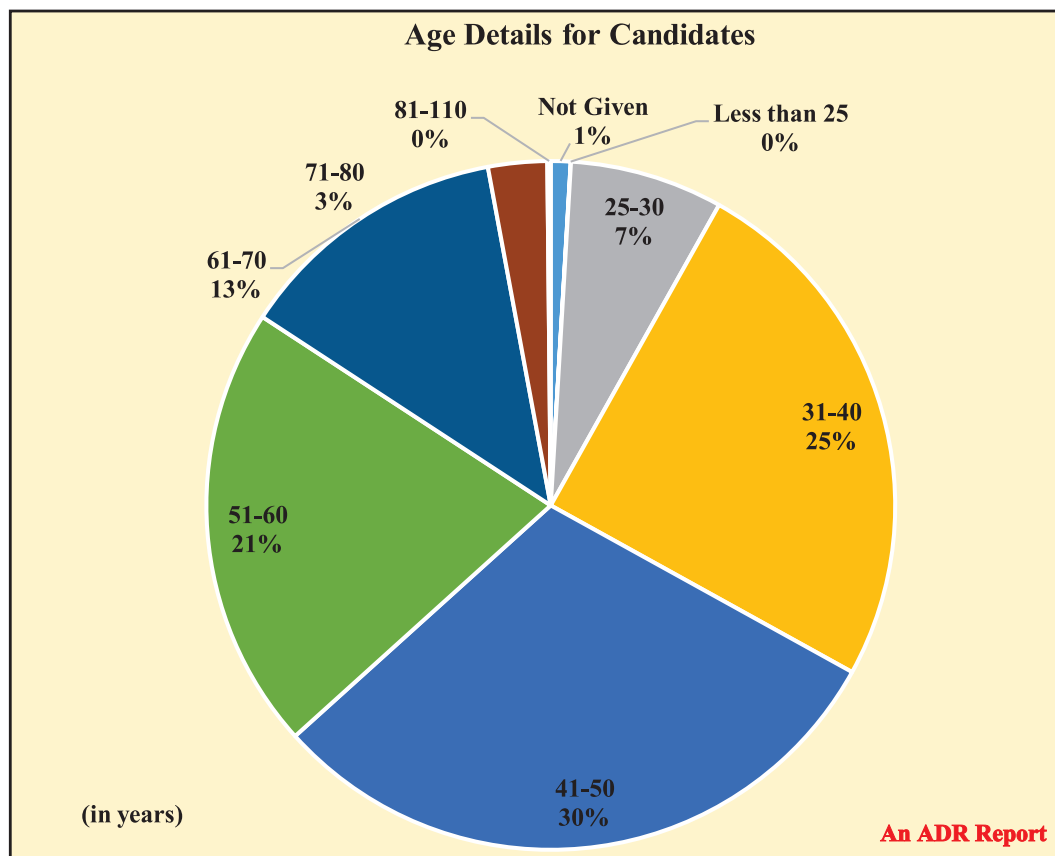


Figure 7-5: Overall Age Report

Age Group	Number of Candidates Analysed	Proportion
Not Given	76	1%
Less than 25	1	0%
25-30	590	7%
31-40	2044	25%
41-50	2484	30%
51-60	1715	21%
61-70	1055	13%
71-80	227	3%
81-110	13	0%
Total	8205	100%

Table 7-7: Overall Age Report

Party-wise Age Details of Candidates

The party with the highest proportion of candidates who are below the age of 56 was MNS with 90% (9 out of 10) of candidates who are below the age of 56. The party with the highest proportion of candidates who have an age of 56 or above was DMK with 54% (16 out of 35) of the candidates who have an age of 56 or more.

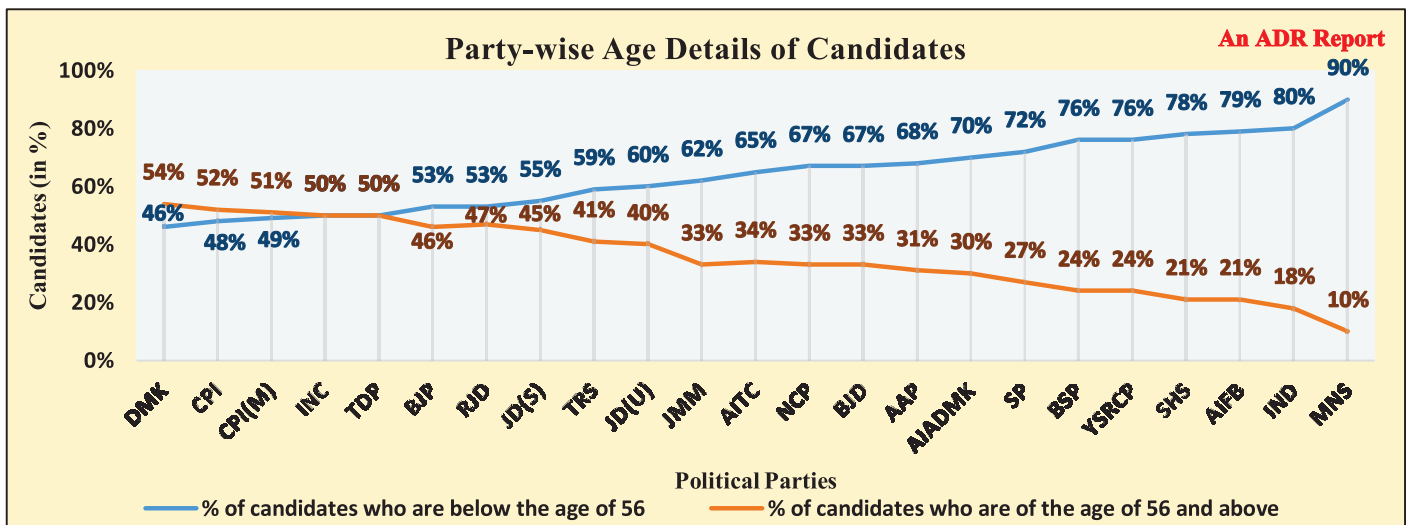


Figure 7-6: Party-wise Age Details of Candidates

Party	Total number of candidates analysed	Below the age of 56 years	% of candidates who are below the age of 56 years	56 years and above	% of candidates who are of the age of 56 years and above
BSP	502	380	76%	122	24%
INC	463	233	50%	230	50%
BJP	426	227	53%	198	46%
AAP	429	291	68%	134	31%
SP	195	141	72%	53	27%
AITC	131	85	65%	45	34%
CPI(M)	92	45	49%	47	51%
JD(U)	93	56	60%	37	40%
SHS	58	45	78%	12	21%
CPI	67	32	48%	35	52%
AIADMK	40	28	70%	12	30%
NCP	36	24	67%	12	33%
YSRCP	38	29	76%	9	24%
AIFB	39	31	79%	8	21%
JD(S)	33	18	55%	15	45%
TDP	30	15	50%	15	50%
DMK	35	16	46%	19	54%
RJD	30	16	53%	14	47%
TRS	17	10	59%	7	41%
BJD	21	14	67%	7	33%
JMM	21	13	62%	7	33%
MNS	10	9	90%	1	10%
Others	2186	1686	77%	482	22%
IND	3213	2578	80%	585	18%
Total	8205	6022	73%	2106	26%

Table 7-8: Party-wise Age Details of Candidates

Detailed Distribution of Age for Candidates (in years)

Party	Not Given	25-35	36-45	46-55	56-65	66-75	76+	Total number of candidates analysed
BSP	0	72	164	144	98	23	1	502
INC	0	25	94	114	148	73	9	463
BJP	1	17	77	133	139	48	11	426
AAP	4	63	130	98	105	26	3	429
SP	1	27	52	62	39	9	5	195
AITC	1	25	23	37	27	16	2	131
CPI(M)	0	3	16	26	33	12	2	92
JD(U)	0	8	24	24	25	9	3	93
SHS	1	9	20	16	10	2	0	58
CPI	0	7	7	18	19	16	0	67
AIADMK	0	3	10	15	11	1	0	40
NCP	0	3	14	7	8	3	1	36
YSRCP	0	4	14	11	8	1	0	38
AIFB	0	9	13	9	4	3	1	39
JD(S)	0	0	5	13	11	3	1	33
TDP	0	2	4	9	12	3	0	30
DMK	0	2	3	11	8	11	0	35
RJD	0	1	6	9	8	6	0	30
TRS	0	1	1	8	7	0	0	17
BJD	0	3	4	7	4	3	0	21
JMM	1	3	3	7	6	1	0	21
MNS	0	1	4	4	1	0	0	10
Others	18	436	715	535	350	115	17	2186
IND	50	743	1066	769	424	139	22	3213
Total	77	1467	2469	2086	1505	523	78	8205

Table 7-9: Detailed Distribution of Age for Candidates (in years)

Detailed Age Report for MPs

Age Details of MPs: 203 (37%) MPs declared their age to be between 25 to 50 years while 298 (55%) MPs declared their age to be between 51 to 70 years and 41 (8%) MPs declared their age to be above 71 years.

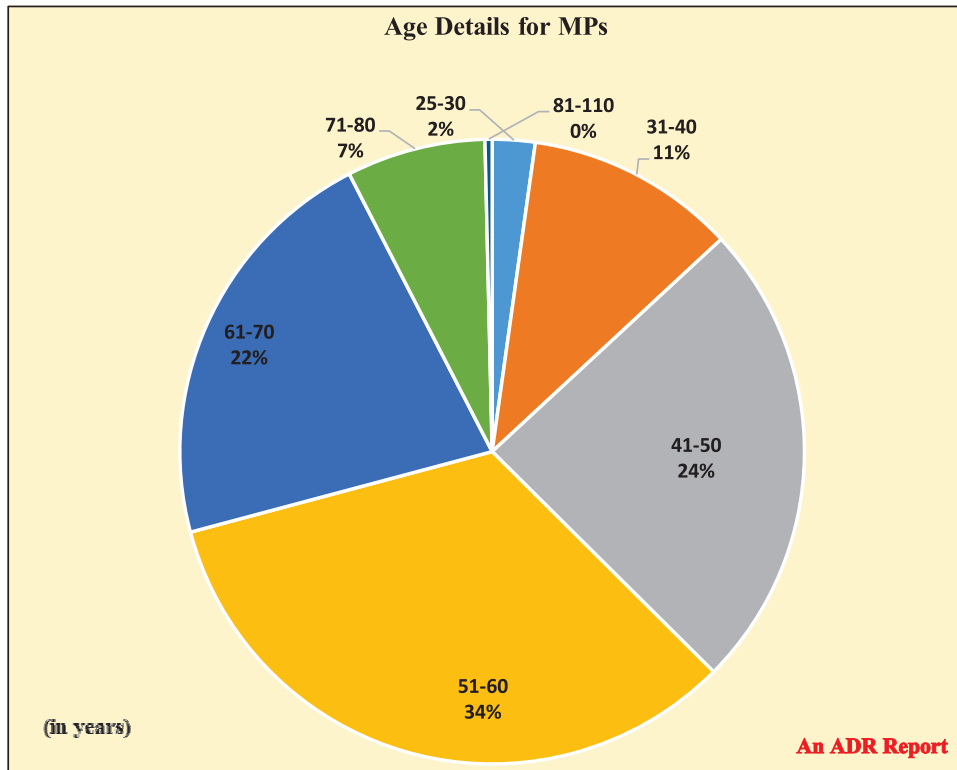


Figure 7-7: Overall Age Report for MPs

Age Group	Number of MPs Analysed	% of MPs Analysed
25-30	12	2%
31-40	59	11%
41-50	132	24%
51-60	181	33%
61-70	117	22%
71-80	39	7%
81-110	2	0%
Total	542	100%

Table 7-10: Age Report for MPs

Party-wise Age Details of MPs

The party with the highest proportion of MPs with an age of less than 56 was LJP with 83% (5 out of 6 MPs) with an age of less than 56. The party with the highest proportion of MPs with an age of 56 or more is AAP with 75% (3 out of 4) of the MPs with an age of 56 or more.

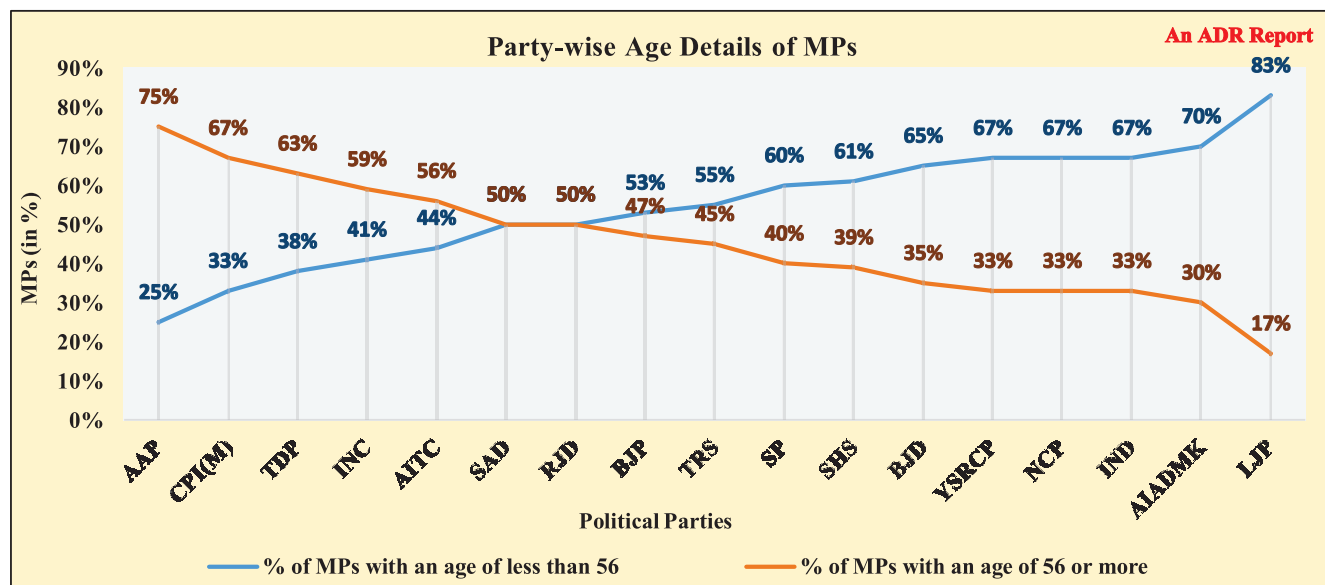


Figure 7-8: Party-wise Age Details of MPs

Party	Total number of MPs analysed	No. of MPs with an age of less than 56 years	% of MPs with an age of less than 56 years	No. of MPs with an age of 56 years or more	% of MPs with an age of 56 years or more
BJP	281	148	53%	133	47%
INC	44	18	41%	26	59%
AIADMK	37	26	70%	11	30%
AITC	34	15	44%	19	56%
BJD	20	13	65%	7	35%
SHS	18	11	61%	7	39%
TDP	16	6	38%	10	63%
TRS	11	6	55%	5	45%
CPI(M)	9	3	33%	6	67%
YSRCP	9	6	67%	3	33%
NCP	6	4	67%	2	33%
LJP	6	5	83%	1	17%
SP	5	3	60%	2	40%
SAD	4	2	50%	2	50%
AAP	4	1	25%	3	75%
RJD	4	2	50%	2	50%
IND	3	2	67%	1	33%
Others	31	18	58%	13	42%
Total	542	289	53%	253	47%

Table 7-11: Party-wise Age Details of MPs

Detailed Distribution of Age for MPs (in years)

Party	25-35	36-45	46-55	56-65	66-75	76+	Total number of MPs analysed
BJP	11	51	86	99	27	7	281
AIADMK	3	8	15	10	1	0	37
INC	2	7	9	10	15	1	44
AITC	6	3	6	13	6	0	34
TDP	1	0	5	7	3	0	16
BJD	2	4	7	4	3	0	20
SHS	1	3	7	5	2	0	18
TRS	1	1	4	5	0	0	11
CPI(M)	0	2	1	5	1	0	9
NCP	0	3	1	1	1	0	6
Rashtriya Lok Samta Party	0	0	3	0	0	0	3
YSRCP	1	3	2	2	1	0	9
LJP	1	1	3	0	1	0	6
SAD	0	0	2	1	0	1	4
IND	0	2	0	0	1	0	3
SP	1	2	0	0	2	0	5
AAP	0	1	0	1	2	0	4
AIUDF	0	0	1	2	0	0	3
JMM	1	0	0	0	1	0	2
JD(S)	0	0	1	0	0	1	2
PMK	0	1	0	0	0	0	1
SDF	0	0	0	1	0	0	1
JKPDP	0	0	1	1	1	0	3
All India Majlis-E-Ittehadul Muslimeen	0	1	0	0	0	0	1
Apna Dal	1	0	0	1	0	0	2
IUML	0	0	0	0	1	1	2
RJD	0	1	1	1	1	0	4
INLD	1	1	0	0	0	0	2
JD(U)	1	0	1	0	0	0	2
CPI	0	0	0	1	0	0	1
RSP	0	0	1	0	0	0	1
NPP	0	0	0	0	1	0	1
Swabhimani Paksha	0	0	1	0	0	0	1
KC(M)	0	0	1	0	0	0	1
NPF	0	0	0	1	0	0	1
All India N.R. Congress	0	1	0	0	0	0	1
Total	34	96	159	171	71	11	542

Table 7-12: Detailed Distribution of Age for MPs (in years)

Analysis of Gender Details

The overall data for gender of the total 8251 candidates/MPs was taken from the ECI website. The party-wise analysis of gender was computed from the 8205 affidavits analysed by ADR.

Detailed Analysis of Gender of Candidates

Gender Details of Candidates: 668 (8%) female candidates out of 8251 candidates (from the ECI website) contested in the Lok Sabha 2014 elections, while 556 (7%) female candidates out of 8070 candidates contested during Lok Sabha 2009 elections.

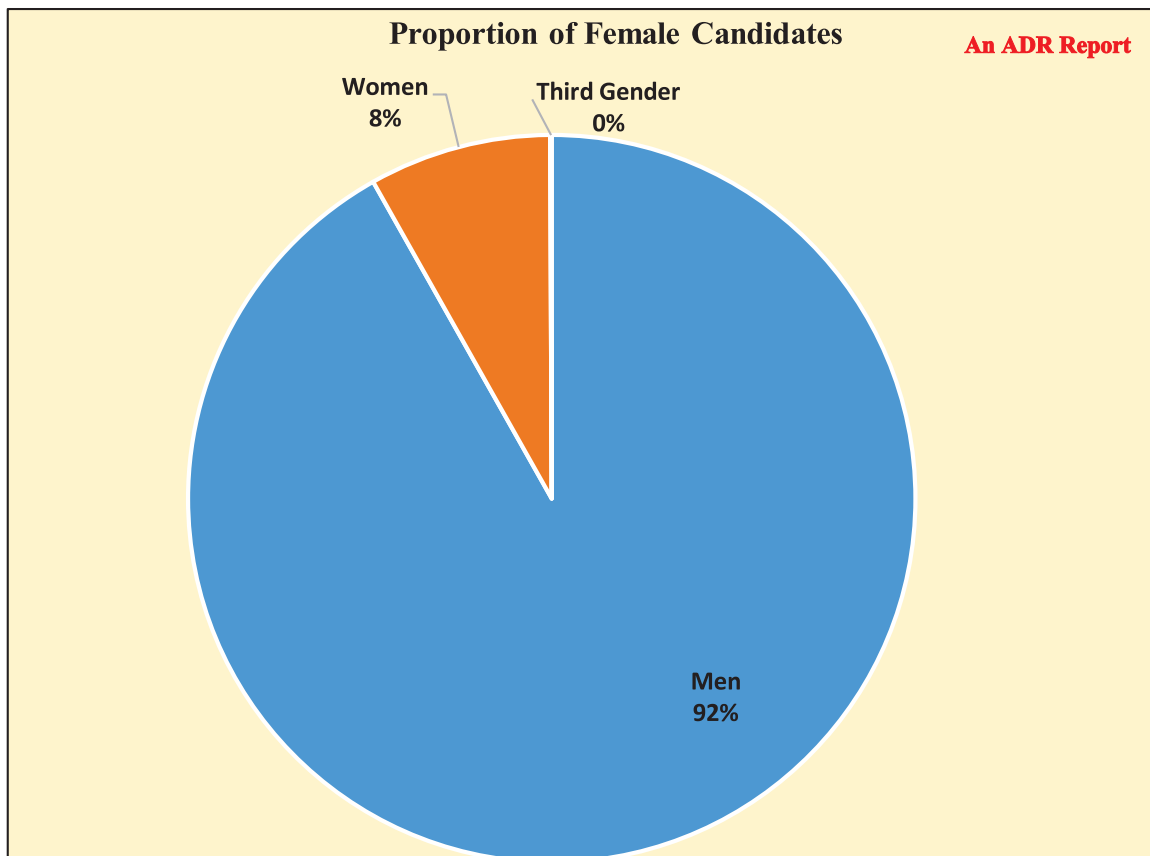


Figure 7-9: Proportion of Female Candidates

Gender	Number of Candidates
Men	7577
Women	668
Third Gender	6
Total	8251

Table 7-13: Overall Gender Report

Party-wise Gender Details of Candidates

The party with the highest proportion of female candidates was AITC with 19% (25 out of 131) of female candidates, followed by RJD with 17% female candidates (5 out of 30) and AAP (54 out of 429), SP(26 out of 195) and YSRCP(5 out of 38) with 13% female candidates. JMM (21 candidates) and MNS (10 candidates) had not fielded any female candidates.

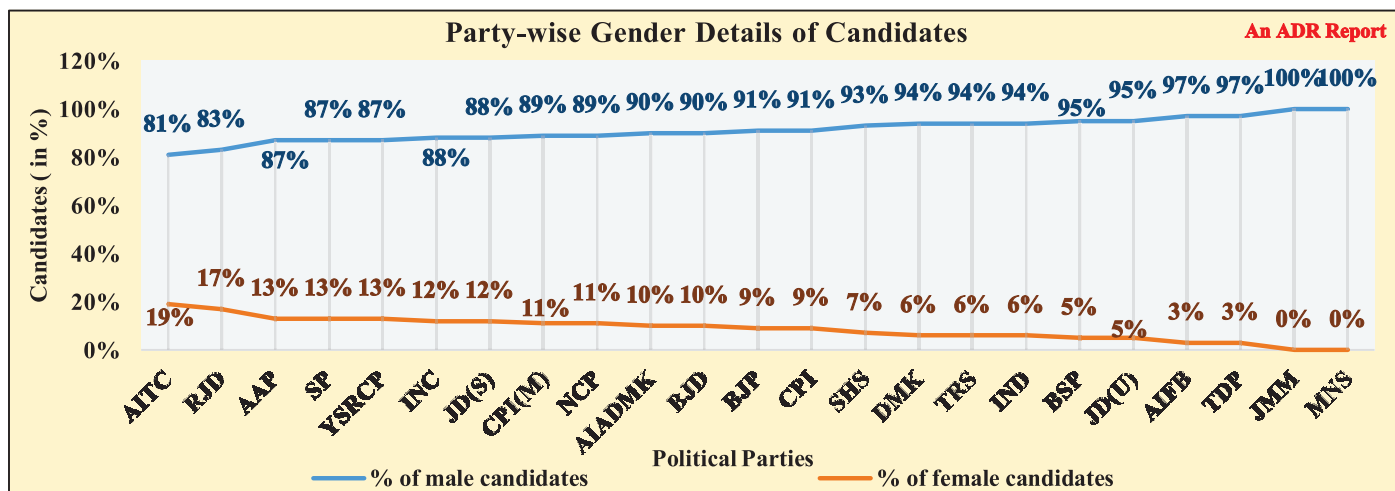


Figure 7-10: Party-wise Gender Details of Candidates

Party Name	Total candidates analysed	Men	Women	Unknown	% of Male Candidates	% of Female candidates
BSP	502	475	27	0	95%	5%
INC	463	406	57	0	88%	12%
AAP	429	375	54	0	87%	13%
BJP	426	389	37	0	91%	9%
SP	195	169	26	0	87%	13%
AITC	131	106	25	0	81%	19%
JD(U)	93	88	5	0	95%	5%
CPI(M)	92	82	10	0	89%	11%
CPI	67	61	6	0	91%	9%
SHS	58	54	4	0	93%	7%
AIADMK	40	36	4	0	90%	10%
AIFB	39	38	1	0	97%	3%
YSRCP	38	33	5	0	87%	13%
NCP	36	32	4	0	89%	11%
DMK	35	33	2	0	94%	6%
JD(S)	33	29	4	0	88%	12%

Party Name	Total candidates analysed	Men	Women	Unknown	% of Male Candidates	% of Female candidates
TDP	30	29	1	0	97%	3%
RJD	30	25	5	0	83%	17%
JMM	21	21	0	0	100%	0%
BJD	21	19	2	0	90%	10%
TRS	17	16	1	0	94%	6%
MNS	10	10	0	0	100%	0%
Others	2186	2023	163	0	93%	7%
IND	3213	3012	197	4	94%	6%
Total	8205	7561	640	4	92%	8%

Table 7-14: Party-wise Gender Details of Candidates

Detailed Analysis of Gender of MPs

Gender Details of MPs: There were 62 (11%) female MPs out of 543MPs in the Lok Sabha 2014 elections.

*Overall gender data for 543 MPs was taken from the ECI website

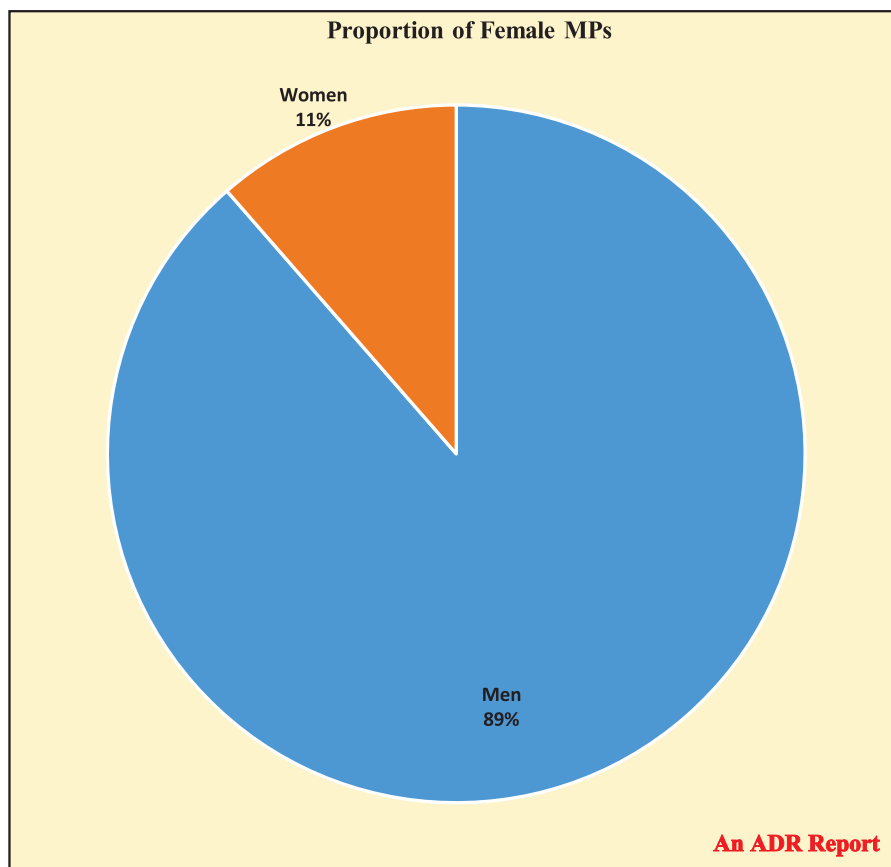


Figure 7-11: Proportion of Female MPs

Gender	Number of MPs
Men	481
Women	62
Total	543

Table 7-15: Overall Gender Report

Party-wise Gender Details of MPs

The party with the highest proportion of female MPs was AITC with 32% (11 out of 34 MPs). The parties with no female MPs were AAP (4 MPs), RJD (4 MPs) and TDP (16 MPs).

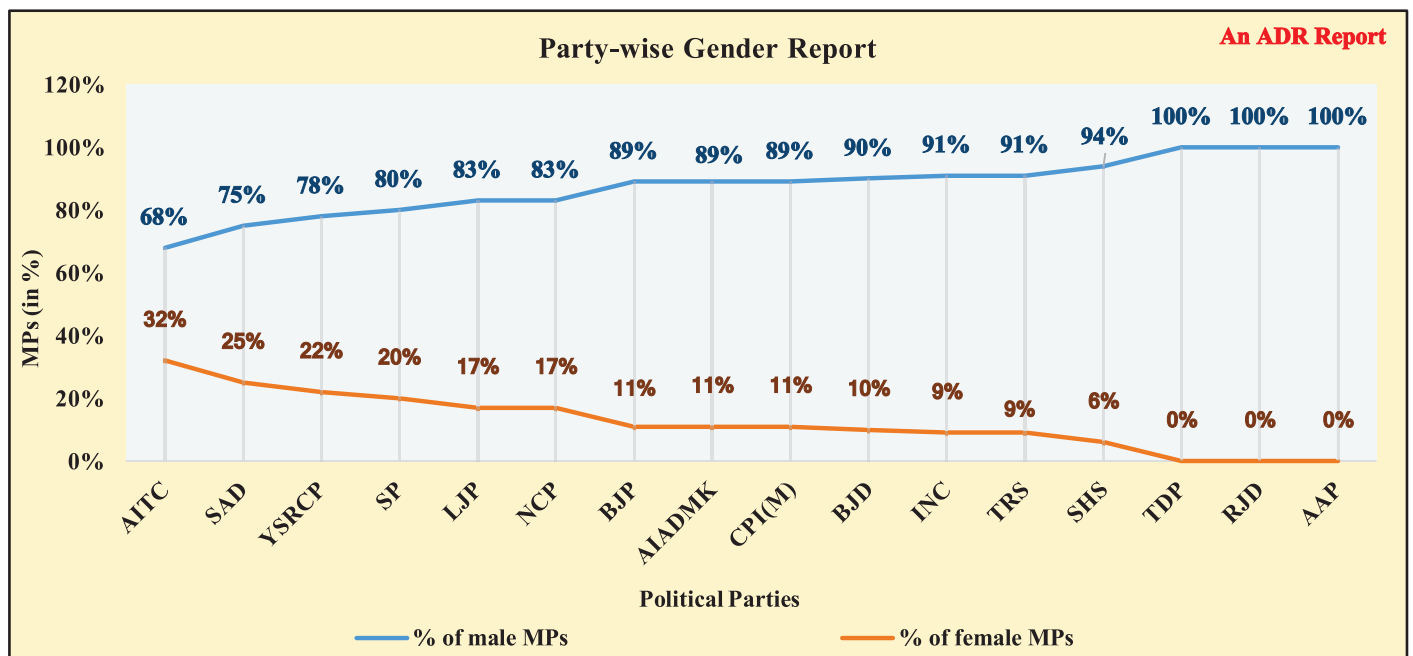


Figure 7-12: Party-wise Gender Report

Party Name	Total MPs analysed	Men	Women	% of Male MPs	% of Female MPs
BJP	281	251	30	89%	11%
INC	44	40	4	91%	9%
AIADMK	37	33	4	89%	11%
AITC	34	23	11	68%	32%
BJD	20	18	2	90%	10%
SHS	18	17	1	94%	6%
TDP	16	16	0	100%	0%
TRS	11	10	1	91%	9%

Party Name	Total MPs analysed	Men	Women	% of Male MPs	% of Female MPs
YSRCP	9	7	2	78%	22%
CPI(M)	9	8	1	89%	11%
LJP	6	5	1	83%	17%
NCP	6	5	1	83%	17%
SP	5	4	1	80%	20%
RJD	4	4	0	100%	0%
AAP	4	4	0	100%	0%
SAD	4	3	1	75%	25%
RLSP	3	3	0	100%	0%
AIUDF	3	3	0	100%	0%
IND	3	3	0	100%	0%
JKPDP	3	2	1	67%	33%
JD(S)	2	2	0	100%	0%
Apna Dal	2	1	1	50%	50%
INLD	2	2	0	100%	0%
JD(U)	2	2	0	100%	0%
JMM	2	2	0	100%	0%
IUML	2	2	0	100%	0%
RSP	1	1	0	100%	0%
NPP	1	1	0	100%	0%
SDF	1	1	0	100%	0%
All India N.R. Congress	1	1	0	100%	0%
NPF	1	1	0	100%	0%
Swabhimani Paksha	1	1	0	100%	0%
All India Majlis-E-Ittehadul Muslimeen	1	1	0	100%	0%
KC(M)	1	1	0	100%	0%
PMK	1	1	0	100%	0%
CPI	1	1	0	100%	0%
Total	542	480	62	89%	11%

Table 7-16: Party- wise Gender Report

**Election
Expenditure
Statements of MPs**

CONTENTS

CHAPTER 8: ANALYSIS OF ELECTION EXPENDITURE STATEMENTS OF MPs.....	322
Summary and Highlights of Election Expenses of MPs.....	322
Top 10 MPs with highest declared election expenses.....	328
10 lowest election expenses declared by MPs.....	329
State-wise Average Expenses declared by MPs.....	330
Party-wise Average Expenses declared by MPs	332
Average self funds used for Election Campaign (Party-wise)	334
Average funds raised from Political Parties (Party-wise).....	335
Average funds raised from Other Sources (Party-wise)	336
Party-wise Average Expenses on Public Meetings, Processions etc with Star Campaigners.....	337
Party Wise Average Election Expense of MPs for Meetings, Processions etc without Star Campaigners.....	339
Party Wise Average Election Expense of MPs on Campaign Materials	341
Party Wise Average Election Expense of MPs on Electronic Media	343
Party Wise Average Election Expense of MPs on Campaign Vehicles	346
Party Wise Average Election Expense of MPs on Campaign Workers	348
Election expenses declared by MPs in Lok Sabha, 2014: Full Details	350

TABLES

TABLE 8-1: MPs WHOSE ELECTION EXPENDITURE STATEMENTS WERE NOT ANALYSED	322
TABLE 8-2: TOP 10 MPs WITH HIGHEST DECLARED ELECTION EXPENSES	328
TABLE 8-3: 10 LOWEST ELECTION EXPENSES DECLARED BY MPs.....	329
TABLE 8-4: STATE-WISE AVERAGE EXPENSES DECLARED BY MPs.....	330
TABLE 8-5: PARTY-WISE AVERAGE EXPENSES DECLARED BY MPs	332
TABLE 8-6: AVERAGE SELF FUNDS USED FOR ELECTION CAMPAIGN (PARTY-WISE)	334
TABLE 8-7: AVERAGE FUNDS RAISED FROM POLITICAL PARTIES (PARTY-WISE).....	335
TABLE 8-8: AVERAGE FUNDS RAISED FROM OTHER SOURCES (PARTY-WISE)	336
TABLE 8-9: PARTY-WISE AVERAGE EXPENSES ON PUBLIC MEETINGS, PROCESSIONS ETC WITH STAR CAMPAIGNERS.....	337
TABLE 8-10: PARTY WISE AVERAGE ELECTION EXPENSE OF MPs FOR MEETINGS, PROCESSIONS ETC WITHOUT STAR CAMPAIGNERS	339
TABLE 8-11: PARTY WISE AVERAGE ELECTION EXPENSE OF MPs ON CAMPAIGN MATERIALS.....	341
TABLE 8-12: PARTY WISE AVERAGE ELECTION EXPENSE OF MPs ON ELECTRONIC MEDIA.....	343
TABLE 8-13: PARTY WISE AVERAGE ELECTION EXPENSE OF MPs ON CAMPAIGN VEHICLES.....	346
TABLE 8-14: PARTY WISE AVERAGE ELECTION EXPENSE OF MPs ON CAMPAIGN WORKERS.....	348
TABLE 8-15: ELECTION EXPENSES DECLARED BY MPs IN LOK SABHA, 2014: FULL DETAILS	350

FIGURES

FIGURE 8-1: STATE WISE AVERAGE ELECTION EXPENSES	323
FIGURE 8-2: PARTY-WISE AVERAGE ELECTION EXPENSES.....	324
FIGURE 8-3: BREAK-DOWN OF ELECTION EXPENSES INCURRED BY MPs	324
FIGURE 8-4: PARTY-WISE AVERAGE EXPENSES ON PUBLIC MEETINGS, PROCESSIONS ETC. WITH STAR CAMPAIGNERS	325
FIGURE 8-5: PARTY-WISE AVERAGE EXPENSES ON PUBLIC MEETINGS, PROCESSIONS ETC. WITHOUT STAR CAMPAIGNERS	325
FIGURE 8-6: PARTY-WISE AVERAGE EXPENSES ON CAMPAIGN MATERIALS	326
FIGURE 8-7: PARTY-WISE AVERAGE EXPENSES ON ELECTRONIC MEDIA	326
FIGURE 8-8: PARTY-WISE AVERAGE EXPENSES ON CAMPAIGN VEHICLES	326
FIGURE 8-9: PARTY-WISE AVERAGE EXPENSES ON CAMPAIGN WORKERS	327
FIGURE 8-10: BREAK-DOWN OF SOURCES OF FUNDS RAISED BY MPs.....	327
FIGURE 8-11: SOURCES OF FUNDS FOR MPs (PARTY-WISE)	328

Chapter 8:

Analysis of Election Expenditure Statements of MPs

Association for Democratic Reforms analysed the election expenditure statements of 540 MPs who won the Lok Sabha 2014 elections. The election expenditure statements of three MPs were not analysed as their statements were not available on the website at the time of making this report. The list of MPs not analysed are as follows;

S.No.	MP Name	Party Name	Constituency Name	State
1	Late Munde Gopinathrao Pandurang	BJP	Beed	Maharashtra
2	Kulamani Samal	BJD	Jagatsinghpur	Orissa
3	Laxman Giluwa	BJP	Singhbhum	Jharkhand

Table 8-1: MPs whose Election Expenditure statements were not analysed

Summary and Highlights of Election Expenses of MPs

- **Less than 50% of the Limit:** Candidates have constantly claimed that the election expenditure limit set is very low. However, based on the election expense declarations of 540 MPs analysed from Lok Sabha, 2014 to the ECI, 178 MPs (33%) declared election expenses of less than 50% of the expense limit in their constituency.
- **Expenditure more than the Expense Limit:** One MP declared election expenditure more than the prescribed expense limit. Gourav Gogoi of INC from Kaliabor Constituency, Assam declared an election expenditure of Rs. 82.40 Lakhs (118% of the expense limit).
- **Average Election Expenses:** The average amount of money spent by them in the elections was only about Rs 40.30 lakhs, which is 58% of the expense limit.

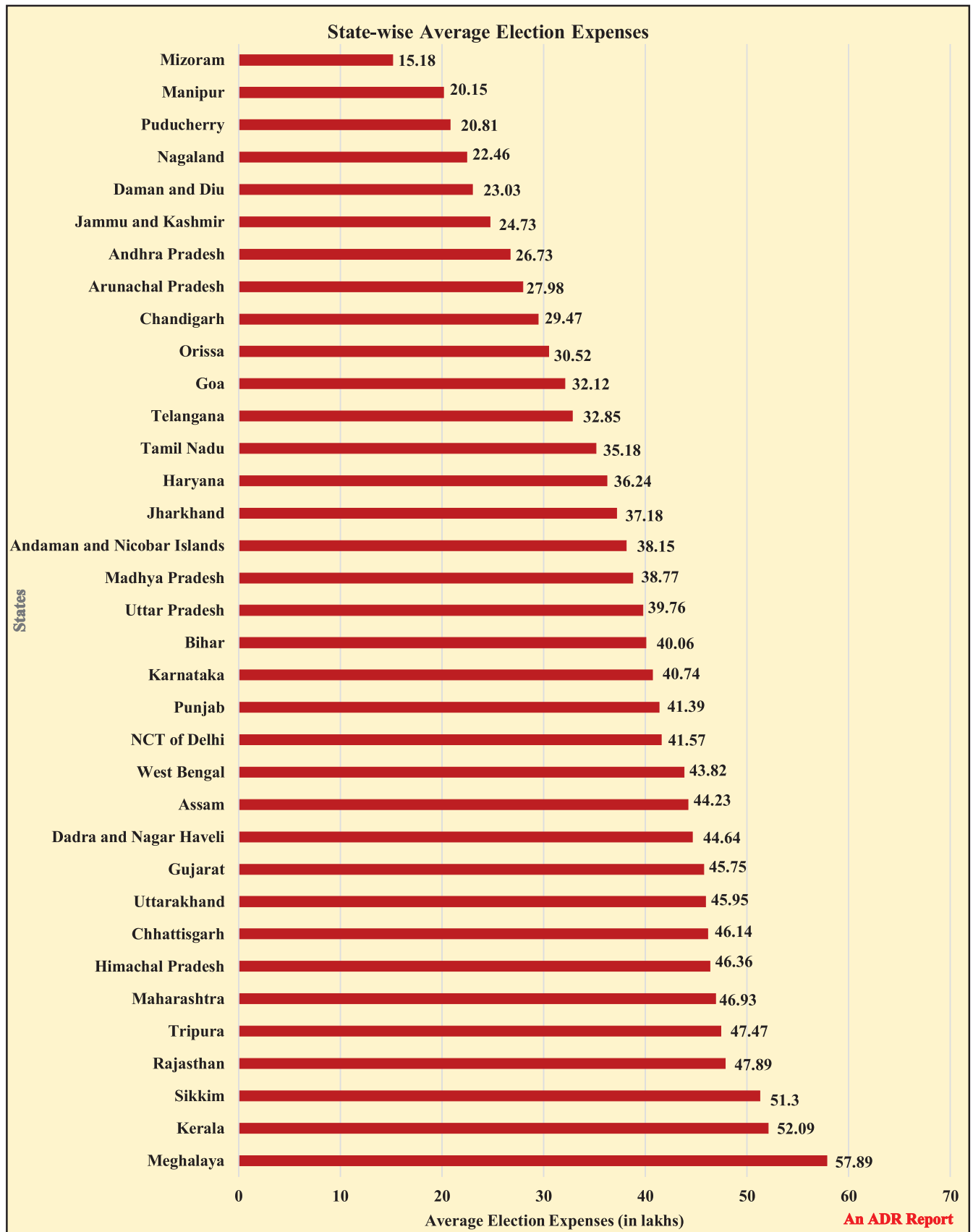


Figure 8-1: State wise Average Election Expenses

- **Party-wise Average Election Expenses:** The average spending for 280 MPs from BJP was Rs 41.73 lakhs (60% of the average expense limit), for 44 MPs from INC was Rs 41.63 lakhs (60% of the average expense limit), for 37 MPs from AIADMK was Rs 35.66 Lakhs (51% of the average expense limit) and for 34 MPs from AITC was Rs. 46.51 Lakhs (67% of the average expense limit).

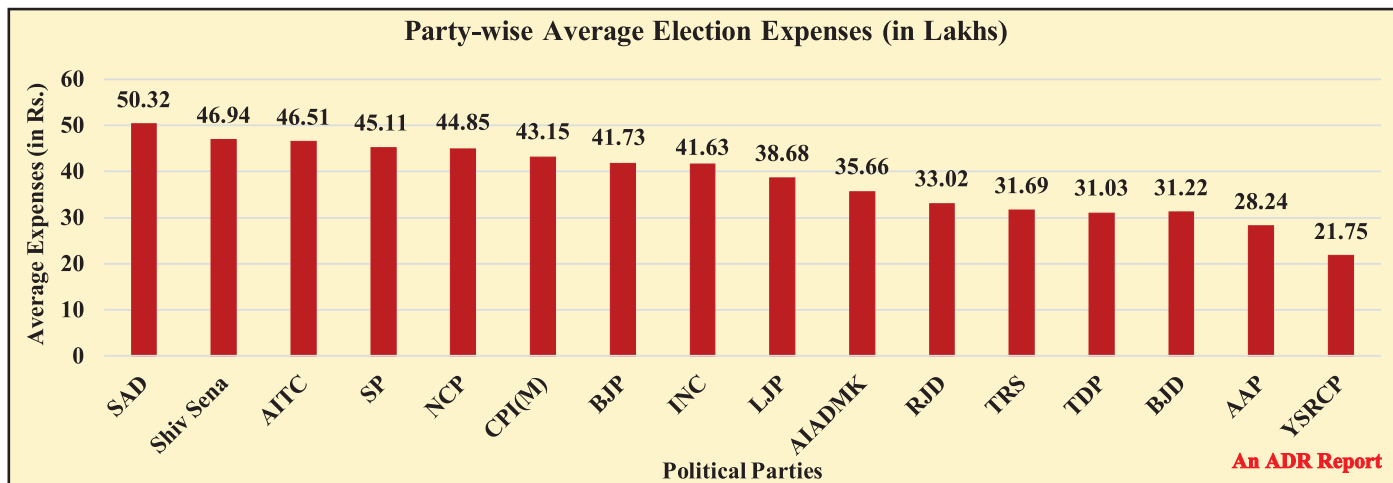


Figure 8-2: Party-wise Average Election Expenses

- **Top 3 MPs with highest Election Expenses:** The maximum expense of about Rs 82.40 lakhs (118% of the expense limit) was declared by Gourav Gogoi of INC from Kaliabor constituency, Assam followed by Mansukhbhai Dhanjibhai Vasava of BJP from Bharuch constituency, Gujarat with Rs 67.31 lakhs (or 96% of the expense limit) and Saugata Roy of AITC from Dum Dum constituency, West Bengal with Rs 65.53 lakhs (or 94% of the expense limit).
- **MPs with lowest Election Expenses:** Shyama Charan Gupta of BJP from Allahabad constituency, Uttar Pradesh declared election expenditure of Rs. 39,369/= followed by Ashok Gajapathi Raju Pusapati of TDP from Vizianagaram Constituency, Andhra Pradesh with election expenses of Rs. 4.10 lakhs and Vanaroja R of AIADMK from Tiruvannamalai Constituency, Tamil Nadu with election expenses of Rs. 5.48 lakhs.

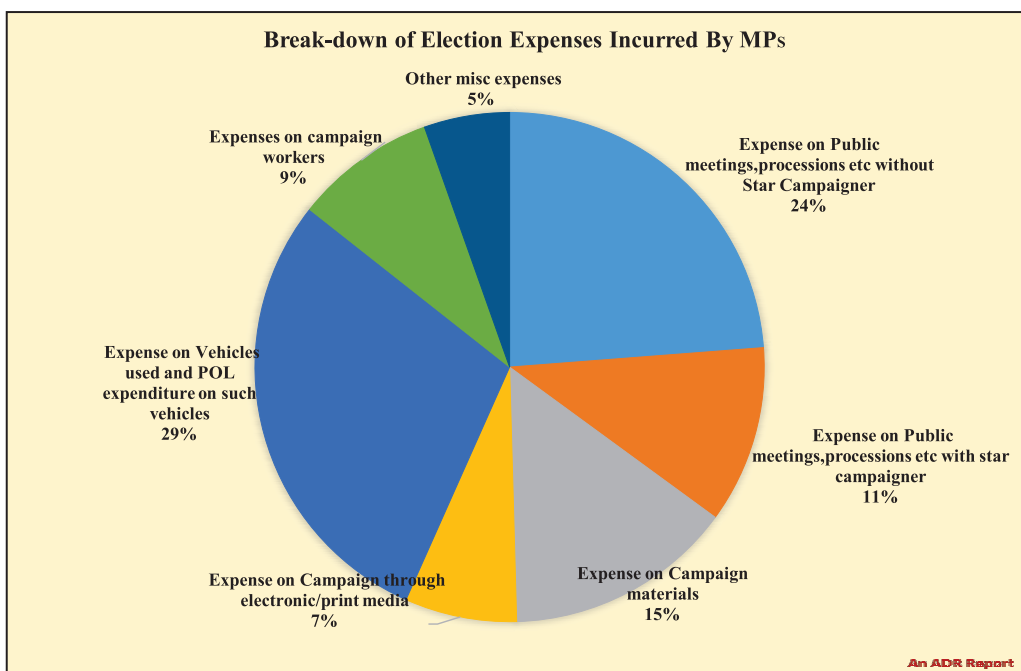


Figure 8-3: Break-down of Election Expenses Incurred by MPs

- **Expense on Public Meeting, Rally, and Processions with Star Campaigners:** Out of the 540 MPs analysed, 109 (20%) MPs declared that they have not spent ANY amount on public meetings, processions etc. with Star Campaigners.
- **Expense on Public Meetings, Rally, and Processions other than the ones with Star Campaigners:** Out of the 540MPs analysed, 24(4%) MPs declared that they had not spent ANY amount on public meetings, processions etc. other than the ones with star campaigners.
- **Expense on Campaigning through electronic/print media:** 108 (20%) MPs declared that they had not spent ANY amount on campaigning through electronic/print media.
- **Expense on Campaign Workers:** 100 (19%) MPs declared that they had not spent ANY amount on campaign workers.
- **Expense on Vehicles used:** 5 (1%) MPs declared that they had not spent ANY amount on Vehicles Used.
- **Expense on Campaign Materials:** 72 (13%) MPs declared that they had not spent ANY amount on Campaign Materials.

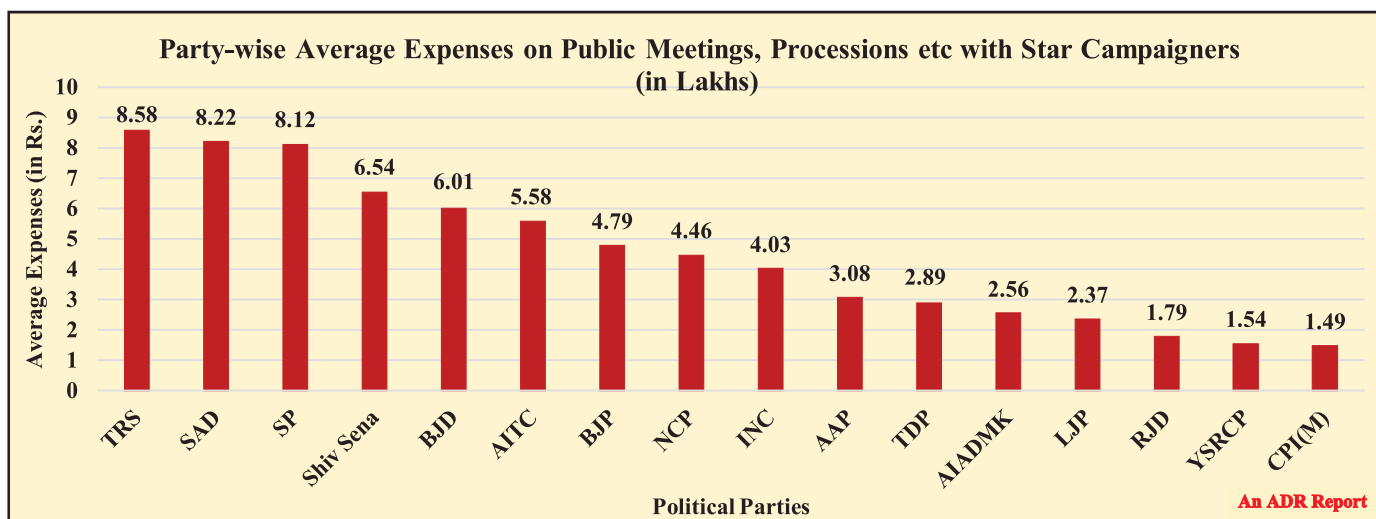


Figure 8-4: Party-wise Average Expenses on Public Meetings, Processions etc. with Star Campaigners

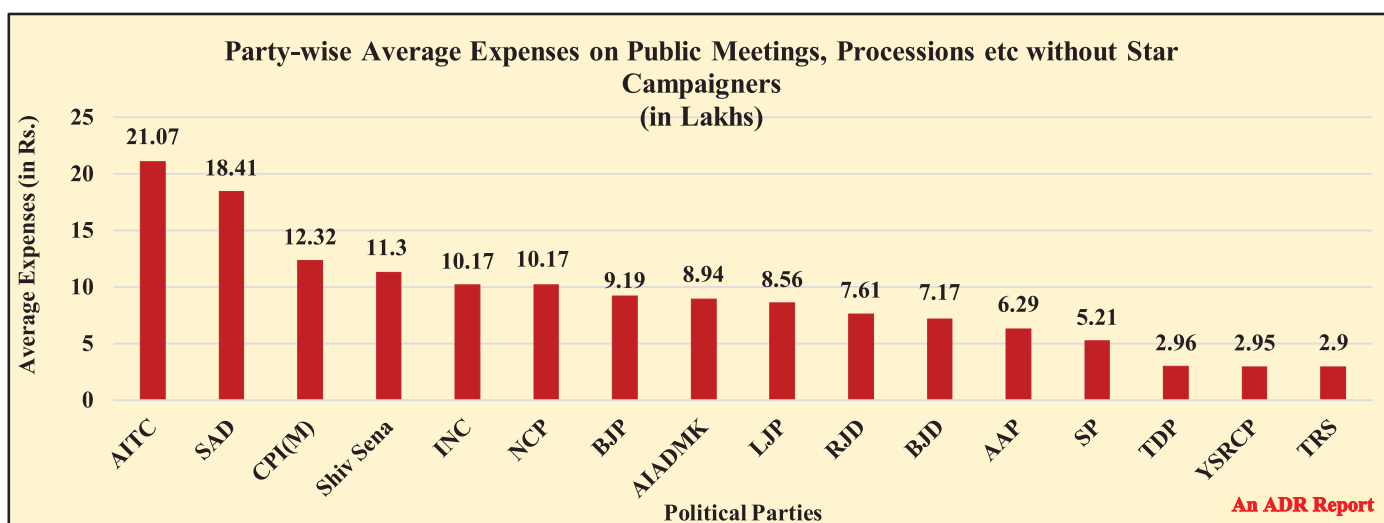


Figure 8-5: Party-wise Average Expenses on Public Meetings, Processions etc. without Star Campaigners

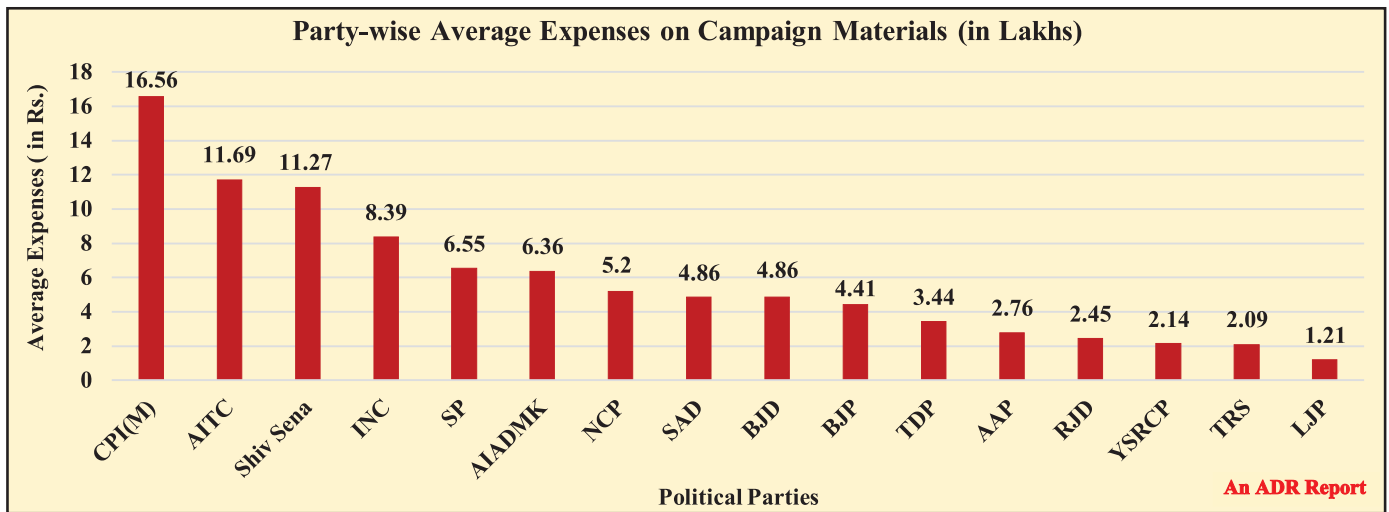


Figure 8-6: Party-wise Average Expenses on Campaign Materials

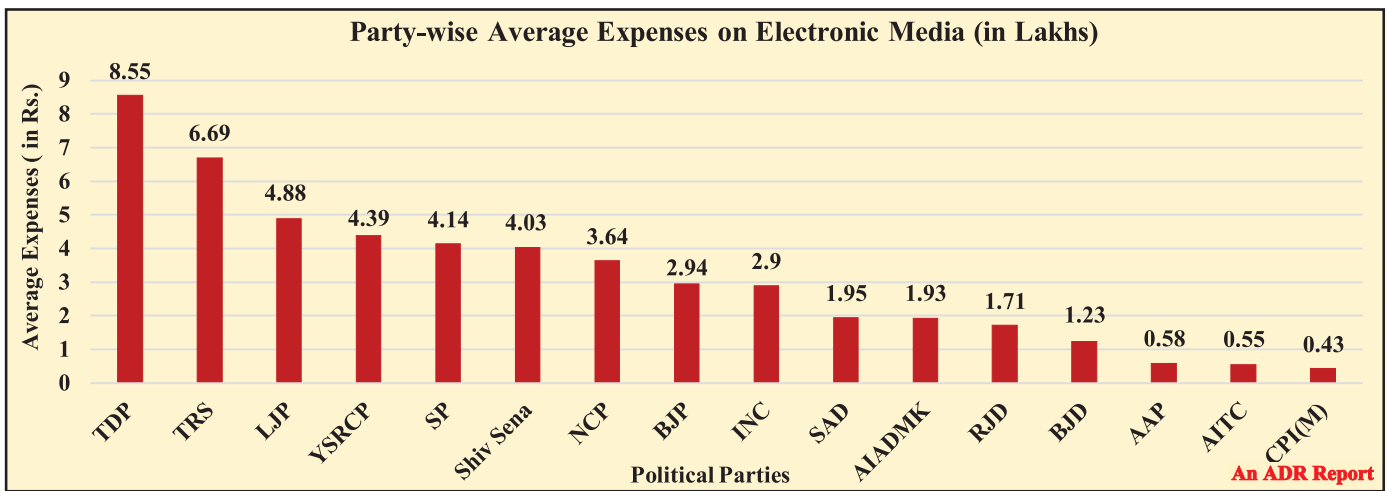


Figure 8-7: Party-wise Average Expenses on Electronic Media

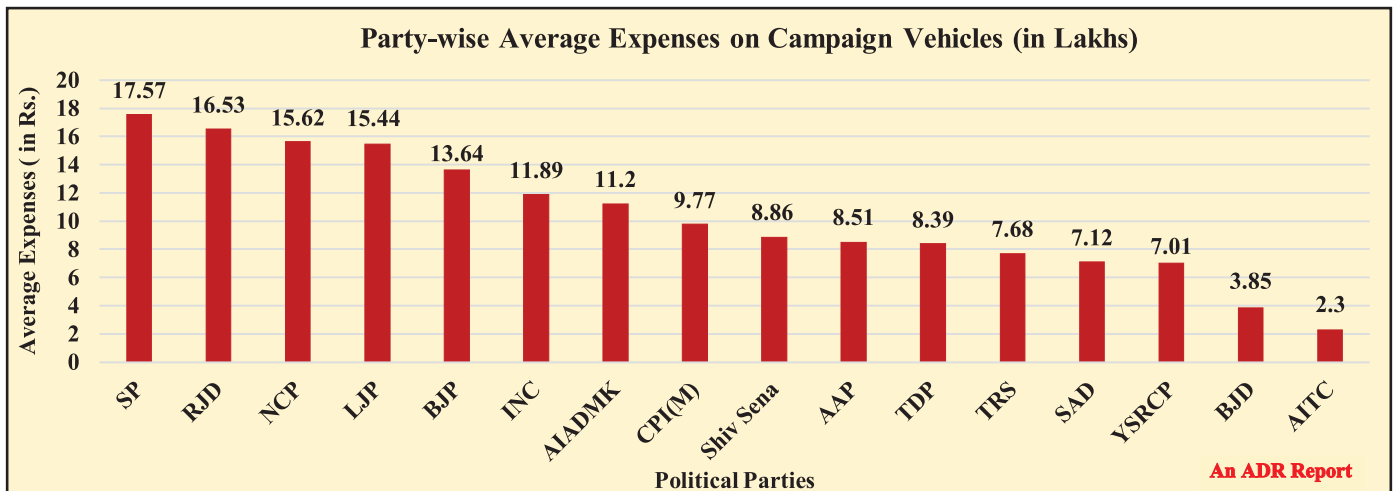


Figure 8-8: Party-wise Average Expenses on Campaign Vehicles

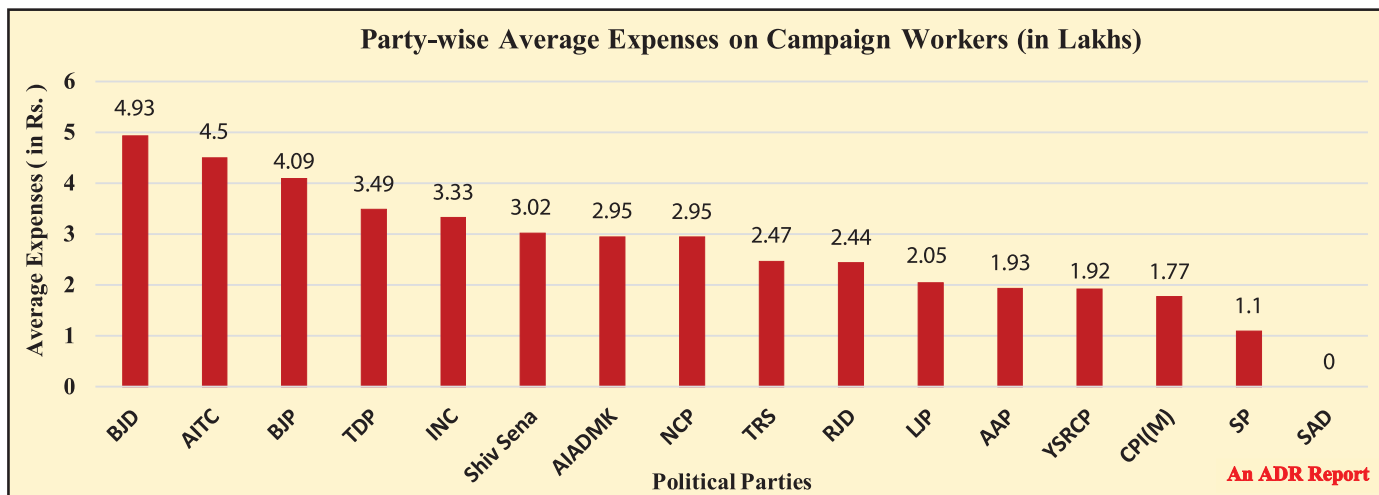


Figure 8-9: Party-wise Average Expenses on Campaign Workers

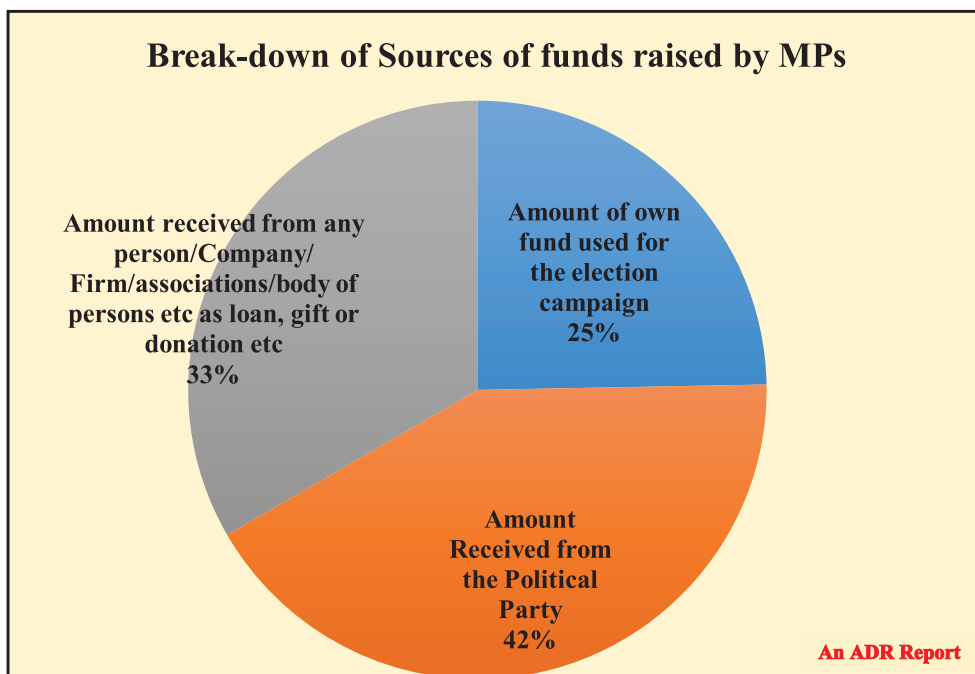


Figure 8-10: Break-down of Sources of funds raised by MPs

- **Funds Raised from Political Party:** Out of the 540 MPs analysed, 195(36%) MPs declared that they had not received any funds from political parties.
- **Funds Raised through any person/ company/ firm/ associations/ body of persons etc. as loan, gift or donation etc.:** Out of the 540 MPs analysed, 166 (31%) MPs declared that they had not received any funds from any person/ company/ firm/ associations/ body of persons etc. as loan, gift or donation etc.
- **Self funds used for election campaign:** Out of the 540 MPs analysed, 52 (10%) MPs have declared that they have not used any of their own funds for their election campaign.
- **Average funds raised from Political Parties (Party-wise):** On average an MP from BJP raised 56% of his/her election

expense funds from the political party. Similarly, an MP from INC raised 23% of his/her election expense funds, an NCP MP raised 97%, a CPI(M) MP raised 72%, an SP MP raised 64%, a TRS MP raised 38% and an AITC MP raised 33% of their election expense funds from the political party.

- **Average funds raised through any person/company/firm/associations/body of persons etc. as loan, gift or donation etc. (Party-wise):** On average an MP from BJP raised 23% of his/her election expense funds from any person/company/firm/associations/body of persons etc. as loan, gift or donation. Similarly, a MP from INC raised 48% of his/her election expense funds, an LJP MP raised 67%, an Shiv Sena MP raised 58%, an AIADMK MP raised 56%, a TRS MP raised 43% and a BJD MP raised 37% of their election expense funds from any person/ company/ firm/ associations/ body of persons etc as loan, gift or donation.
- **Average self funds used (Party-wise):** On average an MP from BJP raised 20% of his/her election expense funds from their self funds. Similarly, a MP from INC raised 29% of his/her election expense funds from their own self funds, a YSRCP MP raised 82%, an TDP MP raised 77%, a BJD MP raised 53%, an AIADMK MP raised 42%, a Shiv Sena MP raised 39% and an SP MP raised 25% of their election expense funds from their self funds.

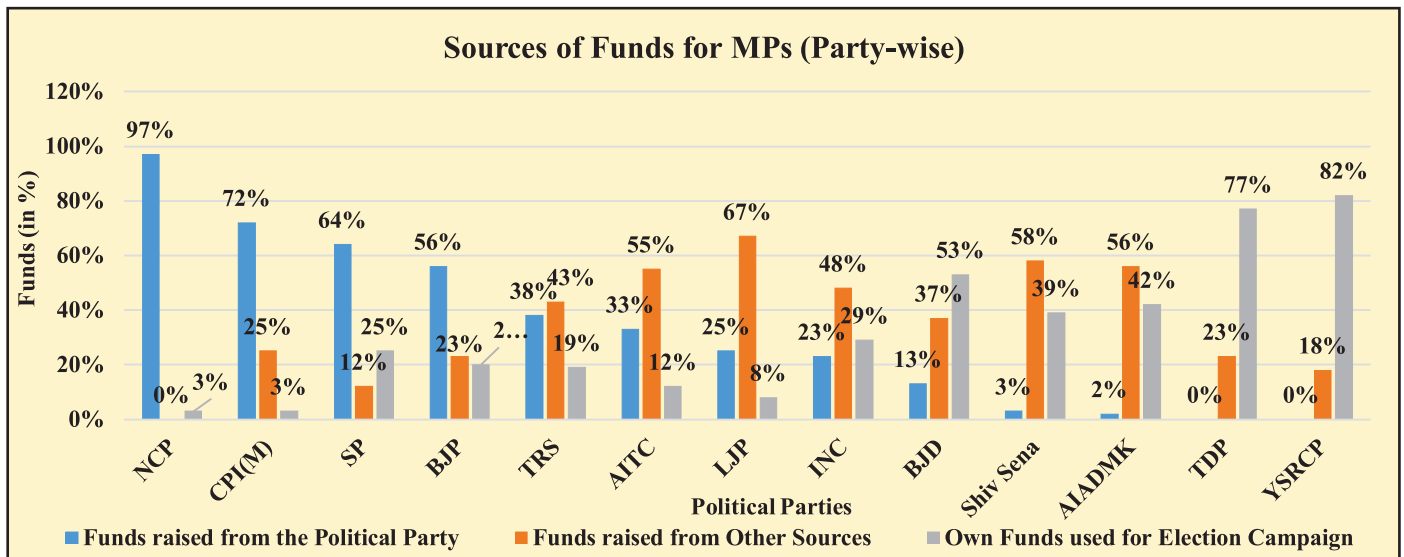


Figure 8-11: Sources of Funds for MPs (Party-wise)

Top 10 MPs with highest declared election expenses

The maximum expense of about Rs 82.40 lakhs (118% of the expense limit) was declared by Gourav Gogoi of INC from Kaliabor constituency, Assam followed by Mansukhbhai Dhanjibhai Vasava of BJP from Bharuch constituency, Gujarat with Rs 67.31 lakhs (or 96% of the expense limit) and Saugata Roy of AITC from Dum Dum constituency, West Bengal with Rs 65.53 lakhs (or 94% of the expense limit).

S.No.	Name	State	Constituency	Party	Expense Limit (Rs.)	Total expenses incurred/ authorized (Rs.)	% of limit reached
1	Gourav Gogoi	Assam	Kaliabor	INC	70,00,000 70 Lacs+	82,40,641 82 Lacs+	118%
2	Mansukhbhai Dhanjibhai Vasava	Gujarat	Bharuch	BJP	70,00,000 70 Lacs+	67,31,280 67 Lacs+	96%
3	Saugata Roy	West Bengal	Dum Dum	AITC	70,00,000 70 Lacs+	65,53,399 65 Lacs+	94%

S.No.	Name	State	Constituency	Party	Expense Limit (Rs.)	Total expenses incurred/ authorized (Rs.)	% of limit reached
4	E. T. Mohammed Basheer	Kerala	Ponnani	IUML	70,00,000 70 Lacs+	64,96,880 64 Lacs+	93%
5	Mahendran.C	Tamil Nadu	Pollachi	AIADMK	70,00,000 70 Lacs+	64,39,442 64 Lacs+	92%
6	Supriya Sule	Maharashtra	Baramati	NCP	70,00,000 70 Lacs+	64,29,409 64 Lacs+	92%
7	Vinod Khanna	Punjab	Gurdaspur	BJP	70,00,000 70 Lacs+	63,95,916 63 Lacs+	91%
8	Deol Hema Malini Dharmendra	Uttar Pradesh	Mathura	BJP	70,00,000 70 Lacs+	63,35,663 63 Lacs+	91%
9	Arjunlal Meena	Rajasthan	Udaipur	BJP	70,00,000 70 Lacs+	62,44,806 62 Lacs+	89%
10	Aparupa Poddar (Afrin Ali)	West Bengal	Arambag	AITC	70,00,000 70 Lacs+	62,31,337 62 Lacs+	89%

Table 8-2: Top 10 MPs with highest declared election expenses

10 lowest election expenses declared by MPs

Shyama Charan Gupta of BJP from Allahabad constituency, Uttar Pradesh declared election expenditure of Rs. 39,369/= followed by Ashok Gajapathi Raju Pusapati of TDP from Vizianagaram Constituency, Andhra Pradesh with election expenses of Rs. 4.10 lakhs and Vanaroja R of AIADMK from Tiruvannamalai Constituency, Tamil Nadu with election expenses of Rs. 5.48 lakhs.

S.No.	Name	State	Constituency	Party	Expense Limit (Rs.)	Total expenses incurred/ authorized (Rs.)	% of limit reached
1	Shyama Charan Gupta	Uttar Pradesh	Allahabad	BJP	70,00,000 70 Lacs+	39,369 39 Thou+	1%
2	Ashok Gajapathi Raju Pusapati	Andhra Pradesh	Vizianagaram	TDP	70,00,000 70 Lacs+	4,10,280 4 Lacs+	6%
3	Vanaroja R	Tamil Nadu	Tiruvannamalai	AIADMK	70,00,000 70 Lacs+	5,48,800 5 Lacs+	8%
4	Balabhadra Majhi	Orissa	Nabarangpur	BJD	70,00,000 70 Lacs+	8,78,570 8 Lacs+	13%
5	Ramachandran, K.N. Thiru	Tamil Nadu	Sriperumbudur	AIADMK	70,00,000 70 Lacs+	9,96,159 9 Lacs+	14%
6	Anbumani Ramadoss	Tamil Nadu	Dharmapuri	PMK	70,00,000 70 Lacs+	10,59,142 10 Lacs+	15%
7	Asaduddin Owaisi	Andhra Pradesh	Hyderabad	All India Majlis-E-Itehadul Muslimeen	70,00,000 70 Lacs+	11,04,462 11 Lacs+	16%

S.No.	Name	State	Constituency	Party	Expense Limit (Rs.)	Total expenses incurred/ authorized (Rs.)	% of limit reached
8	Nagendra Kumar Pradhan	Orissa	Sambalpur	BJD	70,00,000 70 Lacs+	11,20,870 11 Lacs+	16%
9	Kothapalli Geetha	Andhra Pradesh	Araku	YSRCP	70,00,000 70 Lacs+	11,79,536 11 Lacs+	17%
10	P.V.Midhun Reddy	Andhra Pradesh	Rajampet	YSRCP	70,00,000 70 Lacs+	11,82,729 11 Lacs+	17%

Table 8-3: 10 lowest election expenses declared by MPs

State-wise Average Expenses declared by MPs

S.No.	State	No. of MPs Analyzed	Average Limit (in Rs.)	Average Election Expense (in Rs.)	% of Average Limit
1	Meghalaya	2	70,00,000 70 Lacs+	57,89,160 57 Lacs+	83%
2	Kerala	20	70,00,000 70 Lacs+	52,09,040 52 Lacs+	74%
3	Sikkim	1	54,00,000 54 Lacs+	51,30,387 51 Lacs+	95 %
4	Rajasthan	25	70,00,000 70 Lacs+	47,89,702 47 Lacs+	68%
5	Tripura	2	70,00,000 70 Lacs+	47,47,869 47 Lacs+	68%
6	Maharashtra	47	70,00,000 70 Lacs+	46,93,421 46 Lacs+	67%
7	Himachal Pradesh	4	70,00,000 70 Lacs+	46,36,849 46 Lacs+	66%
8	Chhattisgarh	11	70,00,000 70 Lacs+	46,14,189 46 Lacs+	66%
9	Uttarakhand	5	70,00,000 70 Lacs+	45,95,234 45 Lacs+	66%
10	Gujarat	26	70,00,000 70 Lacs+	45,91,757 45 Lacs+	66%
11	Assam	14	70,00,000 70 Lacs+	44,23,286 44 Lacs+	63%
12	West Bengal	42	70,00,000 70 Lacs+	44,05,462 44 Lacs+	63%
13	Dadra & Nagar Haveli	1	54,00,000 54 Lacs+	43,64,301 43 Lacs+	81%
14	NCT of Delhi	7	70,00,000 70 Lacs+	41,57,119 41 Lacs+	59%
15	Punjab	13	70,00,000 70 Lacs+	41,39,486 41 Lacs+	59%

S.No.	State	No. of MPs Analyzed	Average Limit (in Rs.)	Average Election Expense (in Rs.)	% of Average Limit
16	Karnataka	28	70,00,000 70 Lacs+	40,74,870 40 Lacs+	58%
17	Bihar	40	70,00,000 70 Lacs+	40,06,936 40 Lacs+	57%
18	Uttar Pradesh	80	70,00,000 70 Lacs+	39,76,927 39 Lacs+	57%
19	Madhya Pradesh	29	70,00,000 70 Lacs+	38,77,128 38 Lacs+	55%
20	Andaman & Nicobar Islands	1	54,00,000 54 Lacs+	38,15,373 38 Lacs+	71%
21	Jharkhand	13	70,00,000 70 Lacs+	37,18,828 37 Lacs+	53%
22	Haryana	10	70,00,000 70 Lacs+	36,24,280 36 Lacs+	52%
23	Tamil Nadu	39	70,00,000 70 Lacs+	35,18,743 35 Lacs+	50%
24	Telangana	17	70,00,000 70 Lacs+	32,82,329 32 Lacs+	47%
25	Goa	2	54,00,000 54 Lacs+	32,12,152 32 Lacs+	59%
26	Orissa	20	70,00,000 70 Lacs+	31,64,911 31 Lacs+	45%
27	Chandigarh	1	54,00,000 54 Lacs+	29,47,779 29 Lacs+	55%
28	Arunachal Pradesh	2	54,00,000 54 Lacs+	27,98,212 27 Lacs+	52%
29	Andhra Pradesh	25	70,00,000 70 Lacs+	26,73,289 26 Lacs+	38%
30	Jammu & Kashmir	6	70,00,000 70 Lacs+	24,73,837 24 Lacs+	35%
31	Daman & Diu	1	54,00,000 54 Lacs+	23,03,850 23 Lacs+	43%
32	Nagaland	1	70,00,000 70 Lacs+	22,46,290 22 Lacs+	32%
33	Puducherry	1	54,00,000 54 Lacs+	20,80,684 20 Lacs+	39%
34	Manipur	2	70,00,000 70 Lacs+	20,15,589 20 Lacs+	29%
35	Mizoram	1	70,00,000 70 Lacs+	15,18,144 15 Lacs+	22%
36	Lakshadweep	1	54,00,000 54 Lacs+	13,91,359 13 Lacs+	26%
Total		540	69,67,407 69 Lacs+	40,30,608 40 Lacs+	58%

Table 8-4: State-wise Average Expenses declared by MPs

Party-wise Average Expenses declared by MPs

The average spending for 280 MPs from BJP was Rs 41.73 lakhs (60% of the average expense limit), for 44 MPs from INC was Rs 41.63 lakhs (60% of the average expense limit), for 37 MPs from AIADMK was Rs 35.66 Lakhs (51% of the average expense limit) and for 34 MPs from AITC was Rs. 46.51 Lakhs (67% of the average expense limit).

S.No.	Party	No. of MPs Analyzed	Average Limit (Rs.)	Average Election Expense (Rs.)	% of Average Limit
1	BJP	280	69,60,000 69 Lacs+	41,73,898 41 Lacs+	60 %
2	INC	44	69,63,636.36 69 Lacs+	41,63,872 41 Lacs+	60%
3	AIADMK	37	70,00,000 70 Lacs+	35,66,761 35 Lacs+	51%
4	AITC	34	70,00,000 70 Lacs+	46,51,651 46 Lacs+	66%
5	BJD	19	70,00,000 70 Lacs+	31,22,903 31 Lacs+	45%
6	SHS	18	70,00,000 70 Lacs+	46,94,727 46 Lacs+	67%
7	TDP	16	70,00,000 70 Lacs+	31,03,448 31 Lacs+	44%
8	TRS	11	70,00,000 70 Lacs+	31,69,063 31 Lacs+	45%
9	CPI(M)	9	70,00,000 70 Lacs+	43,15,645 43 Lacs+	62%
10	YSRCP	9	70,00,000 70 Lacs+	21,75,842 21 Lacs+	31%
11	NCP	6	67,33,333.33 67 Lacs+	44,85,243 44 Lacs+	67%
12	LJP	6	70,00,000 70 Lacs+	38,68,838 38 Lacs+	55%
13	SP	5	70,00,000 70 Lacs+	45,11,188 45 Lacs+	64%
14	AAP	4	70,00,000 70 Lacs+	28,24,949 28 Lacs+	40%
15	RJD	4	70,00,000 70 Lacs+	33,02,075 33 Lacs+	47%
16	SAD	4	70,00,000 70 Lacs+	50,32,099 50 Lacs+	72%
17	IND	3	70,00,000 70 Lacs+	33,89,804 33 Lacs+	48%
18	Rashtriya Lok Samta Party	3	70,00,000 70 Lacs+	36,67,297 36 Lacs+	52%

S.No.	Party	No. of MPs Analyzed	Average Limit (Rs.)	Average Election Expense (Rs.)	% of Average Limit
19	AIUDF	3	70,00,000 70 Lacs+	40,71,303 40 Lacs+	58%
20	JKPDP	3	70,00,000 70 Lacs+	24,19,418 24 Lacs+	35%
21	INLD	2	70,00,000 70 Lacs+	33,01,870 33 Lacs+	47%
22	JMM	2	70,00,000 70 Lacs+	33,55,711 33 Lacs+	48%
23	IUML	2	70,00,000 70 Lacs+	62,59,226 62 Lacs+	89%
24	JD(S)	2	70,00,000 70 Lacs+	45,89,530 45 Lacs+	66%
25	JD(U)	2	70,00,000 70 Lacs+	30,70,443 30 Lacs+	44%
26	Apna Dal	2	70,00,000 70 Lacs+	53,25,924 53 Lacs+	76%
27	RSP	1	70,00,000 70 Lacs+	61,21,882 61 Lacs+	87%
28	SDF	1	54,00,000 54 Lacs+	51,30,387 51 Lacs+	95%
29	All India Majlis-E-Ittehadul Muslimeen	1	70,00,000 70 Lacs+	11,04,462 11 Lacs+	16%
30	All India N.R. Congress	1	54,00,000 54 Lacs+	20,80,684 20 Lacs+	39%
31	KC(M)	1	70,00,000 70 Lacs+	50,38,680 50 Lacs+	72%
32	CPI	1	70,00,000 70 Lacs+	39,70,439 39 Lacs+	57%
33	NPF	1	70,00,000 70 Lacs+	22,46,290 22 Lacs+	32%
34	NPP	1	70,00,000 70 Lacs+	59,65,828 59 Lacs+	85%
35	Swabhimani Paksha	1	70,00,000 70 Lacs+	52,38,301 52 Lacs+	75%
36	PMK	1	70,00,000 70 Lacs+	10,59,142 10 Lacs+	15%
Total		540	69,67,407 69 Lacs+	40,30,608 40 Lacs+	58%

Table 8-5: Party-wise Average Expenses declared by MPs

Average self funds used for Election Campaign (Party-wise)

S.No.	Party	No. of MPs Analyzed	Average Total Funds Raised (Rs.)	Average Self Funds (Rs.)	% Self Funds Against Total Funds Raised
1	BJP	280	41,97,251.42	8,44,525.84	20%
2	INC	44	44,23,890.15	12,80,167.20	29%
3	AIADMK	37	34,78,958.35	14,75,383.70	42%
4	AITC	34	44,31,697.35	5,53,424.08	12%
5	BJD	19	29,86,091.26	15,76,353.78	53%
6	SHS	18	44,72,386.33	17,31,263.77	39%
7	TDP	16	28,61,103.25	22,00,599.56	77%
8	TRS	11	43,62,619.36	8,40,626.18	19%
9	CPI(M)	9	40,98,559	1,08,084.77	3%
10	YSRCP	9	17,61,189.22	14,39,681.66	82%
11	NCP	6	47,95,780.83	1,21,249.16	3%
12	LJP	6	37,85,095.16	2,95,818.50	8%
13	SP	5	43,54,631.80	10,71,009.60	25%
14	AAP	4	19,54,199.25	6,84,533.25	35%
15	RJD	4	31,21,773.75	10,39,483.25	33%
16	SAD	4	45,49,492.75	7,18,010.75	16%
17	JKPDP	3	5,12,933.33	1,12,933.33	22%
18	AIUDF	3	40,25,471.33	28,73,471.33	71%
19	IND	3	33,98,560.66	4,77,000	14%
20	Rashtriya Lok Samta Party	3	35,02,252.66	1,33,366.66	4%
21	INLD	2	26,80,321.50	16,19,821.50	60%
22	JMM	2	38,19,185	8,44,177.50	22%
23	IUML	2	62,59,633.50	10,35,000	17%
24	JD(S)	2	50,77,655	20,13,866	40%
25	Apna Dal	2	52,93,000	30,500	1%
26	JD(U)	2	30,70,442.50	7,75,740	25%
27	CPI	1	39,70,439	17,86,714	45%
28	NPP	1	65,50,000	40,000	1%
29	KC(M)	1	61,65,000	2,00,000	3%
30	PMK	1	17,01,000	1,000	0%
31	All India N.R. Congress	1	15,70,158	15,70,158	100%
32	Swabhimani Paksha	1	35,12,480	2,00,000	6%
33	RSP	1	68,68,643	66,000	1%
34	SDF	1	36,85,954	10,60,764	29%
35	NPF	1	22,46,290	13,59,850	61%
36	All India Majlis-E-Ittehadul Muslimeen	1	11,37,786	11,37,786	100%

Table 8-6: Average self funds used for Election Campaign (Party-wise)

Average funds raised from Political Parties (Party-wise)

S.No.	Party	No. of MPs Analyzed	Average Total Funds Raised (Rs.)	Average Funds Raised from Political Party (Rs.)	% Party Funds Against Total Funds Raised
1	BJP	280	41,97,251.42	23,49,685.90	56%
2	INC	44	44,23,890.15	10,26,490.11	23%
3	AIADMK	37	34,78,958.35	60,943.10	2%
4	AITC	34	44,31,697.35	14,43,911.52	33%
5	BJD	19	29,86,091.26	3,74,859.78	13%
6	SHS	18	44,72,386.33	1,39,190.66	3%
7	TDP	16	28,61,103.25	139.68	0%
8	TRS	11	43,62,619.36	16,44,066.18	38%
9	CPI(M)	9	40,98,559	29,49,534.66	72%
10	YSRCP	9	17,61,189.22	0	0%
11	NCP	6	47,95,780.83	46,62,333.33	97%
12	LJP	6	37,85,095.16	9,62,608.33	25%
13	SP	5	43,54,631.80	27,75,462.20	64%
14	RJD	4	31,21,773.75	1,27,120	4%
15	SAD	4	45,49,492.75	11,41,982	25%
16	AAP	4	19,54,199.25	8,15,871.50	42%
17	IND	3	33,98,560.66	20,66,666.66	61%
18	Rashtriya Lok Samta Party	3	35,02,252.66	0	0%
19	JKPDP	3	5,12,933.33	3,33,333.33	65%
20	AIUDF	3	40,25,471.33	1,83,666.66	5%
21	IUML	2	62,59,633.50	34,25,000	55%
22	JD(S)	2	50,77,655	25,00,000	49%
23	Apna Dal	2	52,93,000	14,00,000	26%
24	JD(U)	2	30,70,442.50	0	0%
25	INLD	2	26,80,321.50	0	0%
26	JMM	2	38,19,185	22,50,000	59%
27	All India N.R. Congress	1	15,70,158	0	0%
28	Swabhimani Paksha	1	35,12,480	31,49,000	90%
29	RSP	1	68,68,643	40,93,280	60%
30	SDF	1	36,85,954	0	0%
31	NPF	1	22,46,290	8,28,000	37%

S.No.	Party	No. of MPs Analyzed	Average Total Funds Raised (Rs.)	Average Funds Raised from Political Party (Rs.)	% Party Funds Against Total Funds Raised
32	All India Majlis-E-Ittehadul Muslimeen	1	11,37,786	0	0%
33	CPI	1	39,70,439	21,83,725	55%
34	NPP	1	65,50,000	4,00,000	6%
35	KC(M)	1	61,65,000	21,00,000	34%
36	PMK	1	17,01,000	17,00,000	100%

Table 8-7: Average funds raised from Political Parties (Party-wise)

Average funds raised from Other Sources (Party-wise)

S.No.	Party	No. of MPs Analyzed	Average Total Funds Raised (Rs.)	Average Funds from other organizations and bodies (Rs.)	% of Funds from other organizations and bodies Against Total Funds Raised
1	BJP	280	41,97,251.42	9,65,980.85	23%
2	INC	44	44,23,890.15	21,17,232.84	48%
3	AIADMK	37	34,78,958.35	19,42,631.54	56%
4	AITC	34	44,31,697.35	24,32,992.64	55%
5	BJD	19	29,86,091.26	11,15,830.36	37%
6	SHS	18	44,72,386.33	26,01,931.88	58%
7	TDP	16	28,61,103.25	6,60,364	23%
8	TRS	11	43,62,619.36	18,77,927	43%
9	CPI(M)	9	40,98,559	10,40,939.55	25%
10	YSRCP	9	17,61,189.22	3,21,507.55	18%
11	NCP	6	47,95,780.83	12,198.33	0%
12	LJP	6	37,85,095.16	25,26,668.33	67%
13	SP	5	43,54,631.80	5,08,160	12%
14	RJD	4	31,21,773.75	19,55,170.50	63%
15	SAD	4	45,49,492.75	26,89,500	59%
16	AAP	4	19,54,199.25	4,53,794.50	23%
17	IND	3	33,98,560.66	8,54,894	25%
18	Rashtriya Lok Samta Party	3	35,02,252.66	33,68,886	96%
19	JKPDP	3	5,12,933.33	66,666.66	13%
20	AIUDF	3	40,25,471.33	9,68,333.33	24%
21	IUML	2	62,59,633.50	17,99,633.50	29%
22	JD(S)	2	50,77,655	5,63,789	11%

S.No.	Party	No. of MPs Analyzed	Average Total Funds Raised (Rs.)	Average Funds from other organizations and bodies (Rs.)	% of Funds from other organizations and bodies Against Total Funds Raised
23	Apna Dal	2	52,93,000	38,62,500	73%
24	JD(U)	2	30,70,442.50	22,94,702.50	75%
25	INLD	2	26,80,321.50	10,60,500	40%
26	JMM	2	38,19,185	7,25,007.50	19%
27	All India N.R. Congress	1	15,70,158	0	0%
28	Swabhimani Paksha	1	35,12,480	1,63,480	5%
29	RSP	1	68,68,643	27,09,363	40%
30	SDF	1	36,85,954	26,25,190	71%
31	NPF	1	22,46,290	58,440	3%
32	All India Majlis-E-Ittehadul Muslimeen	1	11,37,786	0	0%
33	CPI	1	39,70,439	0	0%
34	NPP	1	65,50,000	61,10,000	93%
35	PMK	1	17,01,000	0	0%
36	KC(M)	1	61,65,000	38,65,000	63%

Table 8-8: Average funds raised from Other Sources (Party-wise)

Party-wise Average Expenses on Public Meetings, Processions etc with Star Campaigners

S.No.	Party	No. of MPs Analyzed	Average Limit (Rs.)	Average Election Expense (Rs.)	Average Expense on Meetings, Processions etc with star campaigners (Rs.)	% of Average Expense on Meetings, Processions etc with star campaigners
1	BJP	280	69,60,000 69 Lacs+	41,73,898 41 Lacs+	4,79,450 4 Lacs+	11%
2	INC	44	69,63,636.36 69 Lacs+	41,63,872 41 Lacs+	4,03,755 4 Lacs+	10%
3	AIADMK	37	70,00,000 70 Lacs+	35,66,761 35 Lacs+	2,56,444 2 Lacs+	7%
4	AITC	34	70,00,000 70 Lacs+	46,51,651 46 Lacs+	5,58,841 5 Lacs+	12%
5	BJD	19	70,00,000 70 Lacs+	31,22,903 31 Lacs+	6,01,131 6 Lacs+	19%
6	SHS	18	70,00,000 70 Lacs+	46,94,727 46 Lacs+	6,54,174 6 Lacs+	14%
7	TDP	16	70,00,000 70 Lacs+	31,03,448 31 Lacs+	2,89,844 2 Lacs+	9%
8	TRS	11	70,00,000 70 Lacs+	31,69,063 31 Lacs+	8,58,049 8 Lacs+	27%

S.No.	Party	No. of MPs Analyzed	Average Limit (Rs.)	Average Election Expense (Rs.)	Average Expense on Meetings, Processions etc with star campaigners (Rs.)	% of Average Expense on Meetings, Processions etc with star campaigners
9	YSRCP	9	70,00,000 70 Lacs+	21,75,842 21 Lacs+	1,54,621 1 Lacs+	7%
10	CPI(M)	9	70,00,000 70 Lacs+	43,15,645 43 Lacs+	1,49,076 1 Lacs+	3%
11	NCP	6	67,33,333.33 67 Lacs+	44,85,243 44 Lacs+	4,46,263 4 Lacs+	10%
12	LJP	6	70,00,000 70 Lacs+	38,68,838 38 Lacs+	2,37,281 2 Lacs+	6%
13	SP	5	70,00,000 70 Lacs+	45,11,188 45 Lacs+	8,12,084 8 Lacs+	18%
14	RJD	4	70,00,000 70 Lacs+	33,02,075 33 Lacs+	1,79,571 1 Lacs+	5%
15	AAP	4	70,00,000 70 Lacs+	28,24,949 28 Lacs+	3,08,585 3 Lacs+	11%
16	SAD	4	70,00,000 70 Lacs+	50,32,099 50 Lacs+	8,22,048 8 Lacs+	16%
17	AIUDF	3	70,00,000 70 Lacs+	40,71,303 40 Lacs+	1,70,533 1 Lacs+	4%
18	IND	3	70,00,000 70 Lacs+	33,89,804 33 Lacs+	44,107 44 Thou+	1%
19	JKPDP	3	70,00,000 70 Lacs+	24,19,418 24 Lacs+	0	0%
20	Rashtriya Lok Samta Party	3	70,00,000 70 Lacs+	36,67,297 36 Lacs+	5,73,723 5 Lacs+	16%
21	Apna Dal	2	70,00,000 70 Lacs+	53,25,924 53 Lacs+	9,79,062 9 Lacs+	18%
22	INLD	2	70,00,000 70 Lacs+	33,01,870 33 Lacs+	1,99,867 1 Lacs+	6%
23	JD(U)	2	70,00,000 70 Lacs+	30,70,443 30 Lacs+	4,40,568 4 Lacs+	14%
24	JMM	2	70,00,000 70 Lacs+	33,55,711 33 Lacs+	3,03,800 3 Lacs+	9%
25	IUML	2	70,00,000 70 Lacs+	62,59,226 62 Lacs+	1,89,968 1 Lacs+	3%
26	JD(S)	2	70,00,000 70 Lacs+	45,89,530 45 Lacs+	0	0%
27	CPI	1	70,00,000 70 Lacs+	39,70,439 39 Lacs+	2,50,131 2 Lacs+	6%
28	NPF	1	70,00,000 70 Lacs+	22,46,290 22 Lacs+	0	0%

S.No.	Party	No. of MPs Analyzed	Average Limit (Rs.)	Average Election Expense (Rs.)	Average Expense on Meetings, Processions etc with star campaigners (Rs.)	% of Average Expense on Meetings, Processions etc with star campaigners
29	RSP	1	70,00,000 70 Lacs+	61,21,882 61 Lacs+	0	0%
30	NPP	1	70,00,000 70 Lacs+	59,65,828 59 Lacs+	59,100 59 Thou+	1%
31	Swabhimani Paksha	1	70,00,000 70 Lacs+	52,38,301 52 Lacs+	4,98,259 4 Lacs+	10%
32	SDF	1	54,00,000 54 Lacs+	51,30,387 51 Lacs+	27,10,805 27 Lacs+	53%
33	All India Majlis-E-Ittehadul Muslimeen	1	70,00,000 70 Lacs+	11,04,462 11 Lacs+	0	0%
34	PMK	1	70,00,000 70 Lacs+	10,59,142 10 Lacs+	98,635 98 Thou+	9%
35	KC(M)	1	70,00,000 70 Lacs+	50,38,680 50 Lacs+	1,11,171 1 Lacs+	2%
36	All India N.R. Congress	1	54,00,000 54 Lacs+	20,80,684 20 Lacs+	65,008 65 Thou+	3%
Total		540	69,67,407 69 Lacs+	40,30,608 40 Lacs+	4,52,395 4 Lacs+	11%

Table 8-9: Party-wise Average Expenses on Public Meetings, Processions etc with Star Campaigners

Party Wise Average Election Expense of MPs for Meetings, Processions etc without Star Campaigners

S.No.	Party	No. of MPs Analyzed	Average Limit (Rs.)	Average Election Expense (Rs.)	Average Expense on Meetings, Processions etc without star campaigners (Rs.)	% of Average Expense on Meetings, Processions etc without star campaigners
1	BJP	280	69,60,000 69 Lacs+	41,73,898 41 Lacs+	9,19,903 9 Lacs+	22%
2	INC	44	69,63,636 69 Lacs+	41,63,872 41 Lacs+	10,17,144 10 Lacs+	24%
3	AIADMK	37	70,00,000 70 Lacs+	35,66,761 35 Lacs+	8,94,255 8 Lacs+	25%
4	AITC	34	70,00,000 70 Lacs+	46,51,651 46 Lacs+	21,07,138 21 Lacs+	45%
5	BJD	19	70,00,000 70 Lacs+	31,22,903 31 Lacs+	7,17,954 7 Lacs+	23%

S.No.	Party	No. of MPs Analyzed	Average Limit (Rs.)	Average Election Expense (Rs.)	Average Expense on Meetings, Processions etc without star campaigners (Rs.)	% of Average Expense on Meetings, Processions etc without star campaigners
6	SHS	18	70,00,000 70 Lacs+	46,94,727 46 Lacs+	11,30,627 11 Lacs+	24%
7	TDP	16	70,00,000 70 Lacs+	31,03,448 31 Lacs+	2,96,848 2 Lacs+	10%
8	TRS	11	70,00,000 70 Lacs+	31,69,063 31 Lacs+	2,90,543 2 Lacs+	9%
9	YSRCP	9	70,00,000 70 Lacs+	21,75,842 21 Lacs+	2,95,614 2 Lacs+	14%
10	CPI(M)	9	70,00,000 70 Lacs+	43,15,645 43 Lacs+	12,32,823 12 Lacs+	29%
11	LJP	6	70,00,000 70 Lacs+	38,68,838 38 Lacs+	8,56,212 8 Lacs+	22%
12	NCP	6	67,33,333.33 67 Lacs+	44,85,243 44 Lacs+	10,17,936 10 Lacs+	23%
13	SP	5	70,00,000 70 Lacs+	45,11,188 45 Lacs+	5,21,414 5 Lacs+	12%
14	SAD	4	70,00,000 70 Lacs+	50,32,099 50 Lacs+	18,41,740 18 Lacs+	37%
15	RJD	4	70,00,000 70 Lacs+	33,02,075 33 Lacs+	7,61,954 7 Lacs+	23%
16	AAP	4	70,00,000 70 Lacs+	28,24,949 28 Lacs+	6,29,792 6 Lacs+	22%
17	IND	3	70,00,000 70 Lacs+	33,89,804 33 Lacs+	12,45,536 12 Lacs+	37%
18	JKPDP	3	70,00,000 70 Lacs+	24,19,418 24 Lacs+	4,80,326 4 Lacs+	20%
19	Rashtriya Lok Samta Party	3	70,00,000 70 Lacs+	36,67,297 36 Lacs+	6,76,292 6 Lacs+	18%
20	AIUDF	3	70,00,000 70 Lacs+	40,71,303 40 Lacs+	15,73,916 15 Lacs+	39%
21	JD(U)	2	70,00,000 70 Lacs+	30,70,443 30 Lacs+	5,45,399 5 Lacs+	18%
22	JMM	2	70,00,000 70 Lacs+	33,55,711 33 Lacs+	13,59,506 13 Lacs+	41%
23	IUML	2	70,00,000 70 Lacs+	62,59,226 62 Lacs+	3,92,945 3 Lacs+	6%
24	JD(S)	2	70,00,000 70 Lacs+	45,89,530 45 Lacs+	9,88,765 9 Lacs+	22%
25	Apna Dal	2	70,00,000 70 Lacs+	53,25,924 53 Lacs+	4,67,257 4 Lacs+	9%

S.No.	Party	No. of MPs Analyzed	Average Limit (Rs.)	Average Election Expense (Rs.)	Average Expense on Meetings, Processions etc without star campaigners (Rs.)	% of Average Expense on Meetings, Processions etc without star campaigners
26	INLD	2	70,00,000 70 Lacs+	33,01,870 33 Lacs+	2,21,879 2 Lacs+	7%
27	NPF	1	70,00,000 70 Lacs+	22,46,290 22 Lacs+	12,89,849 12 Lacs+	57%
28	RSP	1	70,00,000 70 Lacs+	61,21,882 61 Lacs+	6,75,435 6 Lacs+	11%
29	NPP	1	70,00,000 70 Lacs+	59,65,828 59 Lacs+	6,68,292 6 Lacs+	11%
30	Swabhimani Paksha	1	70,00,000 70 Lacs+	52,38,301 52 Lacs+	8,74,666 8 Lacs+	17%
31	SDF	1	54,00,000 54 Lacs+	51,30,387 51 Lacs+	27,607 27 Thou+	1%
32	All India Majlis-E-Ittehadul Muslimeen	1	70,00,000 70 Lacs+	11,04,462 11 Lacs+	60,310 60 Thou+	5%
33	KC(M)	1	70,00,000 70 Lacs+	50,38,680 50 Lacs+	75,149 75 Thou+	1%
34	PMK	1	70,00,000 70 Lacs+	10,59,142 10 Lacs+	40,725 40 Thou+	4%
35	All India N.R. Congress	1	54,00,000 54 Lacs+	20,80,684 20 Lacs+	7,56,125 7 Lacs+	36%
36	CPI	1	70,00,000 70 Lacs+	39,70,439 39 Lacs+	13,82,629 13 Lacs+	35%
Total		540	69,67,407 69 Lacs+	40,30,608 40 Lacs+	9,54,199 9 Lacs+	24%

Table 8-10: Party Wise Average Election Expense of MPs for Meetings, Processions etc without Star Campaigners

Party Wise Average Election Expense of MPs on Campaign Materials

S.No.	Party	No. of MPs Analyzed	Average Limit (Rs.)	Average Election Expense (Rs.)	Average Expense on Campaign Materials (Rs.)	% of Average Expense on Campaign Materials
1	BJP	280	69,60,000 69 Lacs+	41,73,898 41 Lacs+	4,40,812 4 Lacs+	11%
2	INC	44	69,63,636.36 69 Lacs+	41,63,872 41 Lacs+	8,39,160 8 Lacs+	20%
3	AIADMK	37	70,00,000 70 Lacs+	35,66,761 35 Lacs+	6,36,599 6 Lacs+	18%
4	AITC	34	70,00,000 70 Lacs+	46,51,651 46 Lacs+	11,69,275 11 Lacs+	25%

S.No.	Party	No. of MPs Analyzed	Average Limit (Rs.)	Average Election Expense (Rs.)	Average Expense on Campaign Materials (Rs.)	% of Average Expense on Campaign Materials
5	BJD	19	70,00,000 70 Lacs+	31,22,903 31 Lacs+	4,86,398 4 Lacs+	16%
6	SHS	18	70,00,000 70 Lacs+	46,94,727 46 Lacs+	11,27,892 11 Lacs+	24%
7	TDP	16	70,00,000 70 Lacs+	31,03,448 31 Lacs+	3,44,891 3 Lacs+	11%
8	TRS	11	70,00,000 70 Lacs+	31,69,063 31 Lacs+	2,09,379 2 Lacs+	7%
9	YSRCP	9	70,00,000 70 Lacs+	21,75,842 21 Lacs+	2,14,621 2 Lacs+	10%
10	CPI(M)	9	70,00,000 70 Lacs+	43,15,645 43 Lacs+	16,56,153 16 Lacs+	38%
11	LJP	6	70,00,000 70 Lacs+	38,68,838 38 Lacs+	1,21,581 1 Lacs+	3%
12	NCP	6	67,33,333.33 67 Lacs+	44,85,243 44 Lacs+	5,20,927 5 Lacs+	12%
13	SP	5	70,00,000 70 Lacs+	45,11,188 45 Lacs+	6,55,602 6 Lacs+	15%
14	AAP	4	70,00,000 70 Lacs+	28,24,949 28 Lacs+	2,76,060 2 Lacs+	10%
15	SAD	4	70,00,000 70 Lacs+	50,32,099 50 Lacs+	4,86,454 4 Lacs+	10%
16	RJD	4	70,00,000 70 Lacs+	33,02,075 33 Lacs+	2,45,880 2 Lacs+	7%
17	IND	3	70,00,000 70 Lacs+	33,89,804 33 Lacs+	9,61,824 9 Lacs+	28%
18	JKPDP	3	70,00,000 70 Lacs+	24,19,418 24 Lacs+	1,48,123 1 Lacs+	6%
19	Rashtriya Lok Samta Party	3	70,00,000 70 Lacs+	36,67,297 36 Lacs+	0	0%
20	AIUDF	3	70,00,000 70 Lacs+	40,71,303 40 Lacs+	5,58,637 5 Lacs+	14%
21	INLD	2	70,00,000 70 Lacs+	33,01,870 33 Lacs+	0	0%
22	JD(U)	2	70,00,000 70 Lacs+	30,70,443 30 Lacs+	6,49,567 6 Lacs+	21%
23	JMM	2	70,00,000 70 Lacs+	33,55,711 33 Lacs+	2,20,573 2 Lacs+	7%
24	IUML	2	70,00,000 70 Lacs+	62,59,226 62 Lacs+	26,03,668 26 Lacs+	42%

S.No.	Party	No. of MPs Analyzed	Average Limit (Rs.)	Average Election Expense (Rs.)	Average Expense on Campaign Materials (Rs.)	% of Average Expense on Campaign Materials
25	JD(S)	2	70,00,000 70 Lacs+	45,89,530 45 Lacs+	1,55,713 1 Lacs+	3%
26	Apna Dal	2	70,00,000 70 Lacs+	53,25,924 53 Lacs+	5,75,337 5 Lacs+	11%
27	NPF	1	70,00,000 70 Lacs+	22,46,290 22 Lacs+	8,28,000 8 Lacs+	37%
28	RSP	1	70,00,000 70 Lacs+	61,21,882 61 Lacs+	36,10,256 36 Lacs+	59%
29	NPP	1	70,00,000 70 Lacs+	59,65,828 59 Lacs+	4,04,250 4 Lacs+	7%
30	Swabhimani Paksha	1	70,00,000 70 Lacs+	52,38,301 52 Lacs+	4,11,866 4 Lacs+	8%
31	SDF	1	54,00,000 54 Lacs+	51,30,387 51 Lacs+	3,70,490 3 Lacs+	7%
32	All India Majlis-E-Ittehadul Muslimeen	1	70,00,000 70 Lacs+	11,04,462 11 Lacs+	1,52,150 1 Lacs+	14%
33	KC(M)	1	70,00,000 70 Lacs+	50,38,680 50 Lacs+	42,93,747 42 Lacs+	85%
34	PMK	1	70,00,000 70 Lacs+	10,59,142 10 Lacs+	62,597 62 Thou+	6%
35	All India N.R. Congress	1	54,00,000 54 Lacs+	20,80,684 20 Lacs+	1,05,246 1 Lacs+	5%
36	CPI	1	70,00,000 70 Lacs+	39,70,439 39 Lacs+	14,07,579 14 Lacs+	35%
Total		540	69,67,407 69 Lacs+	40,30,608 40 Lacs+	5,81,648 5 Lacs+	14%

Table 8-11: Party Wise Average Election Expense of MPs on Campaign Materials

Party Wise Average Election Expense of MPs on Electronic Media

S.No.	Party	No. of MPs Analyzed	Average Limit (Rs.)	Average Election Expense (Rs.)	Average Expense on Electronic Media (Rs.)	% of Average Expense on Electronic Media
1	BJP	280	69,60,000 69 Lacs+	41,73,898 41 Lacs+	2,94,612 2 Lacs+	7%
2	INC	44	69,63,636.36 69 Lacs+	41,63,872 41 Lacs+	2,90,201 2 Lacs+	7%
3	AIADMK	37	70,00,000 70 Lacs+	35,66,761 35 Lacs+	1,93,154 1 Lacs+	5%
4	AITC	34	70,00,000 70 Lacs+	46,51,651 46 Lacs+	55,925 55 Thou+	1%

S.No.	Party	No. of MPs Analyzed	Average Limit (Rs.)	Average Election Expense (Rs.)	Average Expense on Electronic Media (Rs.)	% of Average Expense on Electronic Media
5	BJD	19	70,00,000 70 Lacs+	31,22,903 31 Lacs+	1,23,823 1 Lacs+	4%
6	SHS	18	70,00,000 70 Lacs+	46,94,727 46 Lacs+	4,03,811 4 Lacs+	9%
7	TDP	16	70,00,000 70 Lacs+	31,03,448 31 Lacs+	8,55,765 8 Lacs+	28%
8	TRS	11	70,00,000 70 Lacs+	31,69,063 31 Lacs+	6,69,662 6 Lacs+	21%
9	YSRCP	9	70,00,000 70 Lacs+	21,75,842 21 Lacs+	4,39,964 4 Lacs+	20%
10	CPI(M)	9	70,00,000 70 Lacs+	43,15,645 43 Lacs+	43,538 43 Thou+	1%
11	LJP	6	70,00,000 70 Lacs+	38,68,838 38 Lacs+	4,88,497 4 Lacs+	13%
12	NCP	6	67,33,333.33 67 Lacs+	44,85,243 44 Lacs+	3,64,983 3 Lacs+	8%
13	SP	5	70,00,000 70 Lacs+	45,11,188 45 Lacs+	4,14,342 4 Lacs+	9%
14	AAP	4	70,00,000 70 Lacs+	28,24,949 28 Lacs+	58,199 58 Thou+	2%
15	SAD	4	70,00,000 70 Lacs+	50,32,099 50 Lacs+	1,95,275 1 Lacs+	4%
16	RJD	4	70,00,000 70 Lacs+	33,02,075 33 Lacs+	1,71,333 1 Lacs+	5%
17	IND	3	70,00,000 70 Lacs+	33,89,804 33 Lacs+	19,667 19 Thou+	1%
18	JKPDP	3	70,00,000 70 Lacs+	24,19,418 24 Lacs+	1,67,169 1 Lacs+	7%
19	Rashtriya Lok Samta Party	3	70,00,000 70 Lacs+	36,67,297 36 Lacs+	53,541 53 Thou+	1%
20	AIUDF	3	70,00,000 70 Lacs+	40,71,303 40 Lacs+	0	0%
21	INLD	2	70,00,000 70 Lacs+	33,01,870 33 Lacs+	1,63,772 1 Lacs+	5%
22	JD(U)	2	70,00,000 70 Lacs+	30,70,443 30 Lacs+	0	0%
23	JMM	2	70,00,000 70 Lacs+	33,55,711 33 Lacs+	51,362 51 Thou+	2%
24	IUML	2	70,00,000 70 Lacs+	62,59,226 62 Lacs+	87,495 87 Thou+	1%

S.No.	Party	No. of MPs Analyzed	Average Limit (Rs.)	Average Election Expense (Rs.)	Average Expense on Electronic Media (Rs.)	% of Average Expense on Electronic Media
25	JD(S)	2	70,00,000 70 Lacs+	45,89,530 45 Lacs+	4,80,683 4 Lacs+	10%
26	Apna Dal	2	70,00,000 70 Lacs+	53,25,924 53 Lacs+	5,54,226 5 Lacs+	10%
27	NPF	1	70,00,000 70 Lacs+	22,46,290 22 Lacs+	78,950 78 Thou+	4%
28	RSP	1	70,00,000 70 Lacs+	61,21,882 61 Lacs+	10,55,391 10 Lacs+	17%
29	NPP	1	70,00,000 70 Lacs+	59,65,828 59 Lacs+	0	0%
30	Swabhimani Paksha	1	70,00,000 70 Lacs+	52,38,301 52 Lacs+	40,119 40 Thou+	1%
31	SDF	1	54,00,000 54 Lacs+	51,30,387 51 Lacs+	10,90,285 10 Lacs+	21%
32	All India Majlis-E-Isttehadul Muslimeen	1	70,00,000 70 Lacs+	11,04,462 11 Lacs+	4,18,436 4 Lacs+	38%
33	PMK	1	70,00,000 70 Lacs+	10,59,142 10 Lacs+	15,000 15 Thou+	1%
34	KC(M)	1	70,00,000 70 Lacs+	50,38,680 50 Lacs+	20,000 20 Thou+	0%
35	All India N.R. Congress	1	54,00,000 54 Lacs+	20,80,684 20 Lacs+	74,225 74 Thou+	4%
36	CPI	1	70,00,000 70 Lacs+	39,70,439 39 Lacs+	16,000 16 Thou+	0%
Total		540	69,67,407 69 Lacs+	40,30,608 40 Lacs+	2,85,993 2 Lacs+	7%

Table 8-12: Party Wise Average Election Expense of MPs on Electronic Media

Party Wise Average Election Expense of MPs on Campaign Vehicles

S.No.	Party	No. of MPs Analyzed	Average Limit (Rs.)	Average Election Expense (Rs.)	Average Expense on Campaign Vehicles (Rs.)	% of Average Expense on Campaign Vehicles
1	BJP	280	69,60,000 69 Lacs+	41,73,898 41 Lacs+	13,64,023 13 Lacs+	33%
2	INC	44	69,63,636.36 69 Lacs+	41,63,872 41 Lacs+	11,89,478 11 Lacs+	29%
3	AIADMK	37	70,00,000 70 Lacs+	35,66,761 35 Lacs+	11,20,460 11 Lacs+	31%
4	AITC	34	70,00,000 70 Lacs+	46,51,651 46 Lacs+	2,30,488 2 Lacs+	5%
5	BJD	19	70,00,000 70 Lacs+	31,22,903 31 Lacs+	3,85,702 3 Lacs+	12%
6	SHS	18	70,00,000 70 Lacs+	46,94,727 46 Lacs+	8,86,742 8 Lacs+	19%
7	TDP	16	70,00,000 70 Lacs+	31,03,448 31 Lacs+	8,39,650 8 Lacs+	27%
8	TRS	11	70,00,000 70 Lacs+	31,69,063 31 Lacs+	7,68,839 7 Lacs+	24%
9	YSRCP	9	70,00,000 70 Lacs+	21,75,842 21 Lacs+	7,01,052 7 Lacs+	32%
10	CPI(M)	9	70,00,000 70 Lacs+	43,15,645 43 Lacs+	9,77,450 9 Lacs+	23%
11	LJP	6	70,00,000 70 Lacs+	38,68,838 38 Lacs+	15,44,677 15 Lacs+	40%
12	NCP	6	67,33,333.33 67 Lacs+	44,85,243 44 Lacs+	15,62,710 15 Lacs+	35%
13	SP	5	70,00,000 70 Lacs+	45,11,188 45 Lacs+	17,57,417 17 Lacs+	39%
14	AAP	4	70,00,000 70 Lacs+	28,24,949 28 Lacs+	8,51,722 8 Lacs+	30%
15	SAD	4	70,00,000 70 Lacs+	50,32,099 50 Lacs+	7,12,226 7 Lacs+	14%
16	RJD	4	70,00,000 70 Lacs+	33,02,075 33 Lacs+	16,53,899 16 Lacs+	50%
17	IND	3	70,00,000 70 Lacs+	33,89,804 33 Lacs+	9,07,434 9 Lacs+	27%
18	JKPDP	3	70,00,000 70 Lacs+	24,19,418 24 Lacs+	14,11,173 14 Lacs+	58%
19	Rashtriya Lok Samta Party	3	70,00,000 70 Lacs+	36,67,297 36 Lacs+	21,08,937 21 Lacs+	58%

S.No.	Party	No. of MPs Analyzed	Average Limit (Rs.)	Average Election Expense (Rs.)	Average Expense on Campaign Vehicles (Rs.)	% of Average Expense on Campaign Vehicles
20	AIUDF	3	70,00,000 70 Lacs+	40,71,303 40 Lacs+	6,91,370 6 Lacs+	17%
21	INLD	2	70,00,000 70 Lacs+	33,01,870 33 Lacs+	14,82,480 14 Lacs+	45%
22	JD(U)	2	70,00,000 70 Lacs+	30,70,443 30 Lacs+	11,54,300 11 Lacs+	38%
23	JMM	2	70,00,000 70 Lacs+	33,55,711 33 Lacs+	6,54,121 6 Lacs+	19%
24	IUML	2	70,00,000 70 Lacs+	62,59,226 62 Lacs+	13,86,782 13 Lacs+	22%
25	JD(S)	2	70,00,000 70 Lacs+	45,89,530 45 Lacs+	25,30,539 25 Lacs+	55%
26	Apna Dal	2	70,00,000 70 Lacs+	53,25,924 53 Lacs+	21,86,600 21 Lacs+	41%
27	NPF	1	70,00,000 70 Lacs+	22,46,290 22 Lacs+	33,063 33 Thou+	1%
28	RSP	1	70,00,000 70 Lacs+	61,21,882 61 Lacs+	7,80,800 7 Lacs+	13%
29	NPP	1	70,00,000 70 Lacs+	59,65,828 59 Lacs+	35,43,896 35 Lacs+	59%
30	Swabhimani Paksha	1	70,00,000 70 Lacs+	52,38,301 52 Lacs+	26,37,850 26 Lacs+	50%
31	SDF	1	54,00,000 54 Lacs+	51,30,387 51 Lacs+	2,08,704 2 Lacs+	4%
32	All India Majlis-E-Ittehadul Muslimeen	1	70,00,000 70 Lacs+	11,04,462 11 Lacs+	2,19,936 2 Lacs+	20%
33	KC(M)	1	70,00,000 70 Lacs+	50,38,680 50 Lacs+	5,12,667 5 Lacs+	10%
34	PMK	1	70,00,000 70 Lacs+	10,59,142 10 Lacs+	7,97,712 7 Lacs+	75%
35	All India N.R. Congress	1	54,00,000 54 Lacs+	20,80,684 20 Lacs+	10,51,050 10 Lacs+	51%
36	CPI	1	70,00,000 70 Lacs+	39,70,439 39 Lacs+	9,14,100 9 Lacs+	23%
Total		540	69,67,407 69 Lacs+	40,30,608 40 Lacs+	11,64,803 11 Lacs+	29%

Table 8-13: Party Wise Average Election Expense of MPs on Campaign Vehicles

Party Wise Average Election Expense of MPs on Campaign Workers

S.No.	Party	No. of Winners Analyzed	Average Limit (Rs.)	Average Election Expense (Rs.)	Average Expense on Campaign Workers (Rs.)	% of Average Expense on Campaign Workers
1	BJP	280	69,60,000 69 Lacs+	41,73,898 41 Lacs+	4,09,400 4 Lacs+	10%
2	INC	44	69,63,636.36 69 Lacs+	41,63,872 41 Lacs+	3,33,876 3 Lacs+	8%
3	AIADMK	37	70,00,000 70 Lacs+	35,66,761 35 Lacs+	2,95,240 2 Lacs+	8%
4	AITC	34	70,00,000 70 Lacs+	46,51,651 46 Lacs+	4,50,118 4 Lacs+	10%
5	BJD	19	70,00,000 70 Lacs+	31,22,903 31 Lacs+	4,93,358 4 Lacs+	16%
6	SHS	18	70,00,000 70 Lacs+	46,94,727 46 Lacs+	3,02,004 3 Lacs+	6%
7	TDP	16	70,00,000 70 Lacs+	31,03,448 31 Lacs+	3,49,702 3 Lacs+	11%
8	TRS	11	70,00,000 70 Lacs+	31,69,063 31 Lacs+	2,47,729 2 Lacs+	8%
9	YSRCP	9	70,00,000 70 Lacs+	21,75,842 21 Lacs+	1,92,524 1 Lacs+	9%
10	CPI(M)	9	70,00,000 70 Lacs+	43,15,645 43 Lacs+	1,77,628 1 Lacs+	4%
11	NCP	6	67,33,333.33 67 Lacs+	44,85,243 44 Lacs+	2,95,634 2 Lacs+	7%
12	LJP	6	70,00,000 70 Lacs+	38,68,838 38 Lacs+	2,05,842 2 Lacs+	5%
13	SP	5	70,00,000 70 Lacs+	45,11,188 45 Lacs+	1,10,026 1 Lacs+	2%
14	RJD	4	70,00,000 70 Lacs+	33,02,075 33 Lacs+	2,44,993 2 Lacs+	7%
15	AAP	4	70,00,000 70 Lacs+	28,24,949 28 Lacs+	1,93,463 1 Lacs+	7%
16	SAD	4	70,00,000 70 Lacs+	50,32,099 50 Lacs+	0	0%
17	AIUDF	3	70,00,000 70 Lacs+	40,71,303 40 Lacs+	10,58,493 10 Lacs+	26%
18	IND	3	70,00,000 70 Lacs+	33,89,804 33 Lacs+	2,07,133 2 Lacs+	6%
19	JKPDP	3	70,00,000 70 Lacs+	24,19,418 24 Lacs+	54,000 54 Thou+	2%

S.No.	Party	No. of Winners Analyzed	Average Limit (Rs.)	Average Election Expense (Rs.)	Average Expense on Campaign Workers (Rs.)	% of Average Expense on Campaign Workers
20	Rashtriya Lok Samta Party	3	70,00,000 70 Lacs+	36,67,297 36 Lacs+	72,769 72 Thou+	2%
21	Apna Dal	2	70,00,000 70 Lacs+	53,25,924 53 Lacs+	4,30,215 4 Lacs+	8%
22	INLD	2	70,00,000 70 Lacs+	33,01,870 33 Lacs+	0	0%
23	JD(U)	2	70,00,000 70 Lacs+	30,70,443 30 Lacs+	2,68,110 2 Lacs+	9%
24	JMM	2	70,00,000 70 Lacs+	33,55,711 33 Lacs+	3,14,602 3 Lacs+	9%
25	IUML	2	70,00,000 70 Lacs+	62,59,226 62 Lacs+	2,15,890 2 Lacs+	3%
26	JD(S)	2	70,00,000 70 Lacs+	45,89,530 45 Lacs+	0	0%
27	CPI	1	70,00,000 70 Lacs+	39,70,439 39 Lacs+	0	0%
28	NPF	1	70,00,000 70 Lacs+	22,46,290 22 Lacs+	0	0%
29	RSP	1	70,00,000 70 Lacs+	61,21,882 61 Lacs+	0	0%
30	NPP	1	70,00,000 70 Lacs+	59,65,828 59 Lacs+	5,26,722 5 Lacs+	9%
31	Swabhimani Paksha	1	70,00,000 70 Lacs+	52,38,301 52 Lacs+	7,75,541 7 Lacs+	15%
32	All India Majlis-E-Ittehadul Muslimeen	1	70,00,000 70 Lacs+	11,04,462 11 Lacs+	2,53,630 2 Lacs+	23%
33	SDF	1	54,00,000 54 Lacs+	51,30,387 51 Lacs+	6,39,294 6 Lacs+	12%
34	PMK	1	70,00,000 70 Lacs+	10,59,142 10 Lacs+	17,675 17 Thou+	2%
35	KC(M)	1	70,00,000 70 Lacs+	50,38,680 50 Lacs+	0	0%
36	All India N.R. Congress	1	54,00,000 54 Lacs+	20,80,684 20 Lacs+	29,030 29 Thou+	1%
Total		540	69,67,407 69 Lacs+	40,30,608 40 Lacs+	3,63,336 3 Lacs+	9%

Table 8-14: Party Wise Average Election Expense of MPs on Campaign Workers

Election expenses declared by MPs in Lok Sabha, 2014: Full Details

S.No.	Name	State	Constituency	Party	Total expenses declared (Rs.)	Expense incurred on Public Meetings without star (Rs.)	Expense incurred on Public Meetings with star (Rs.)	Expense incurred on campaign materials (Rs.)	Expense incurred on electronic and/or print media (Rs.)	Expense incurred on Vehicles Used (Rs.)	Expenses on campaign workers (Rs.)	Other misc expenses (Rs.)
1	Gourav Gogoi	Assam	Kaliabor	INC	82,40,641 82 Lacs+	36,05,245 36 Lacs+	14,98,016 14 Lacs+	0	0	31,37,380 31 Lacs+	0	0
2	Mansukhbhai Dhanjibhai Vasava	Gujarat	Bharuch	BJP	67,31,280 67 Lacs+	22,15,638 22 Lacs+	23,20,900 23 Lacs+	3,17,570 3 Lacs+	7,60,340 7 Lacs+	9,34,536 9 Lacs+	0	1,82,286 1 Lacs+
3	Saugata Roy	West Bengal	Dum Dum	AITC	65,53,399 65 Lacs+	32,90,908 32 Lacs+	0	29,00,976 29 Lacs+	30,000 30 Thou+	79,259 79 Thou+	1,36,750 1 Lacs+	1,15,506 1 Lacs+
4	E. T. Mohammed Basheer	Kerala	Ponnani	IUML	64,96,880 64 Lacs+	7,56,990 7 Lacs+	2,16,839 2 Lacs+	3,87,465 3 Lacs+	1,44,990 1 Lacs+	20,11,800 20 Lacs+	2,13,840 2 Lacs+	27,64,956 27 Lacs+
5	Mahendran.C	Tamil Nadu	Pollachi	AIADMK	64,39,442 64 Lacs+	6,38,786 6 Lacs+	25,53,645 25 Lacs+	15,83,173 15 Lacs+	3,46,768 3 Lacs+	11,93,350 11 Lacs+	0	1,23,720 1 Lacs+
6	Supriya Sule	Maha-rashtra	Baramati	NCP	64,29,409 64 Lacs+	19,21,863 19 Lacs+	10,49,779 10 Lacs+	9,35,000 9 Lacs+	2,25,920 2 Lacs+	19,27,200 19 Lacs+	2,84,450 2 Lacs+	85,197 85 Thou+
7	Vinod Khanna	Punjab	Gurdaspur	BJP	63,95,916 63 Lacs+	46,15,517 46 Lacs+	3,03,063 3 Lacs+	1,90,810 1 Lacs+	2,55,733 2 Lacs+	8,70,300 8 Lacs+	1,34,793 1 Lacs+	25,700 25 Thou+
8	Deol Hema Malini Dharmendra	Uttar Pradesh	Mathura	BJP	63,35,663 63 Lacs+	25,25,114 25 Lacs+	14,14,677 14 Lacs+	4,04,940 4 Lacs+	8,70,729 8 Lacs+	8,19,264 8 Lacs+	3,00,700 3 Lacs+	239 2 Hund+
9	Arjunlal Meena	Rajasthan	Udaipur	BJP	62,44,806 62 Lacs+	3,65,531 3 Lacs+	13,82,691 13 Lacs+	3,82,279 3 Lacs+	0	2,21,486 2 Lacs+	32,22,200 32 Lacs+	**6,70,589 6 Lacs+
10	Aparupa Poddar (Afrin Ali)	West Bengal	Arambag	AITC	62,31,337 62 Lacs+	36,91,945 36 Lacs+	10,54,625 10 Lacs+	0	1,84,200 1 Lacs+	3,81,230 3 Lacs+	7,09,606 7 Lacs+	2,09,731 2 Lacs+
11	Sunil Kumar Mondal	West Bengal	Bardhaman Purba	AITC	62,29,378 62 Lacs+	4,59,450 4 Lacs+	36,36,547 36 Lacs+	15,86,616 15 Lacs+	0	1,27,305 1 Lacs+	4,19,460 4 Lacs+	0
12	Mamtaz Sanghamita	West Bengal	Bardhaman-Durgapur	AITC	61,92,023 61 Lacs+	54,01,167 54 Lacs+	5,95,123 5 Lacs+	0	25,000 25 Thou+	1,70,733 1 Lacs+	0	0
13	Om Prakash Yadav	Bihar	Siwan	BJP	61,77,237 61 Lacs+	6,72,390 6 Lacs+	0	4,52,554 4 Lacs+	1,35,000 1 Lacs+	41,39,848 41 Lacs+	0	7,77,495 7 Lacs+

S.No.	Name	State	Constituency	Party	Total expenses declared (Rs.)	Expense incurred on Public Meetings without star (Rs.)	Expense incurred on Public Meetings with star (Rs.)	Expense incurred on campaign materials (Rs.)	Expense incurred on electronic and/or print media (Rs.)	Expense incurred on Vehicles Used (Rs.)	Expenses on campaign workers (Rs.)	Other misc expenses (Rs.)
14	K C Venugopal	Kerala	Alappuzha	INC	61,74,447 61 Lacs+	3,84,319 3 Lacs+	63,200 63 Thou+	43,43,387 43 Lacs+	67,621 67 Thou+	13,15,920 13 Lacs+	0	0
15	Kodikunnil Suresh	Kerala	Mavelikkara	INC	61,45,888 61 Lacs+	3,06,025 3 Lacs+	67,109 67 Thou+	36,20,053 36 Lacs+	46,113 46 Thou+	19,07,770 19 Lacs+	1,96,110 1 Lacs+	2,708 2 Thou+
16	Sanwar Lal Jat	Rajasthan	Ajmer	BJP	61,27,854 61 Lacs+	10,57,621 10 Lacs+	24,88,839 24 Lacs+	10,55,215 10 Lacs+	1,68,825 1 Lacs+	3,97,550 3 Lacs+	9,34,804 9 Lacs+	25,000 25 Thou+
17	N.K.Premachandran	Kerala	Kollam	RSP	61,21,882 61 Lacs+	6,75,435 6 Lacs+	0	36,10,256 36 Lacs+	10,55,391 10 Lacs+	7,80,800 7 Lacs+	0	0
18	Laxmi Narayan Yadav	Madhya Pradesh	Sagar	BJP	61,05,003 61 Lacs+	5,63,780 5 Lacs+	2,51,830 2 Lacs+	11,31,655 11 Lacs+	13,98,221 13 Lacs+	24,15,260 24 Lacs+	71,010 71 Thou+	2,73,247 2 Lacs+
19	Chandu Lal Sahu (Chandu Bhaiya) S/O Late Puneen Ram	Chhattisgarh	Mahasamund	BJP	61,00,471 61 Lacs+	27,03,003 27 Lacs+	6,12,246 6 Lacs+	13,66,008 13 Lacs+	25,000 25 Thou+	13,71,500 13 Lacs+	0	61,710 61 Thou+
20	Rayapati Sambasiva Rao	Andhra Pradesh	Narasaraopet	TDP	60,88,031 60 Lacs+	0	0	5,54,323 5 Lacs+	37,83,112.25 37 Lacs+	8,31,460.50 8 Lacs+	9,19,135.50 9 Lacs+	0
21	Bhagat Singh Koshiyari	Uttarakhand	Nainital-Udhamsingh Nagar	BJP	60,83,232 60 Lacs+	2,22,361 2 Lacs+	10,58,313 10 Lacs+	4,38,690 4 Lacs+	6,79,220 6 Lacs+	26,05,900 26 Lacs+	2,78,728 2 Lacs+	8,00,020 8 Lacs+
22	Kapil Moreswar Patil	Maharashtra	Bhiwandi	BJP	60,81,510 60 Lacs+	52,36,745 52 Lacs+	0	2,48,460 2 Lacs+	0	3,73,105 3 Lacs+	2,23,200 2 Lacs+	0
23	Bodhsingh Bhagat	Madhya Pradesh	Balaghat	BJP	60,64,362 60 Lacs+	11,25,200 11 Lacs+	40,000 40 Thou+	2,05,100 2 Lacs+	50,000 50 Thou+	10,58,700 10 Lacs+	1,48,300 1 Lacs+	34,36,462 34 Lacs+
24	Col. Sona Ram	Rajasthan	Barmer	BJP	60,63,084 60 Lacs+	22,51,281 22 Lacs+	24,82,468 24 Lacs+	4,27,491 4 Lacs+	6,04,344 6 Lacs+	2,97,500 2 Lacs+	0	0
25	Manshankar Ninama	Rajasthan	Banswara	BJP	60,35,545 60 Lacs+	8,04,340 8 Lacs+	0	13,39,840 13 Lacs+	1,21,966 1 Lacs+	12,72,000 12 Lacs+	3,40,550 3 Lacs+	21,56,846 21 Lacs+
26	Dhananjay Bhimrao Mahadik	Maharashtra	Kolhapur	NCP	60,34,674 60 Lacs+	6,65,339 6 Lacs+	5,98,860 5 Lacs+	6,74,925 6 Lacs+	4,82,129 4 Lacs+	21,17,434 21 Lacs+	4,80,632 4 Lacs+	10,40,355 10 Lacs+

S.No.	Name	State	Constituency	Party	Total expenses declared (Rs.)	Expense incurred on Public Meetings without star (Rs.)	Expense incurred on Public Meetings with star (Rs.)	Expense incurred on campaign materials (Rs.)	Expense incurred on electronic and/or print media (Rs.)	Expense incurred on Vehicles Used (Rs.)	Expenses on campaign workers (Rs.)	Other misc expenses (Rs.)
27	Sawant Arvind Ganpat	Maharashtra	Mumbai South	SHS	60,27,577 60 Lacs+	9,65,658 9 Lacs+	17,11,204 17 Lacs+	23,80,946 23 Lacs+	5,33,493 5 Lacs+	1,87,850 1 Lacs+	2,48,425 2 Lacs+	0
28	E. Ahamed	Kerala	Malappuram	IUML	60,21,571 60 Lacs+	28,900 28 Thou+	1,63,097 1 Lacs+	48,19,871 48 Lacs+	30,000 30 Thou+	7,61,763 7 Lacs+	2,17,940 2 Lacs+	0
29	P Karunakaran	Kerala	Kasaragod	CPI(M)	60,06,456 60 Lacs+	12,65,845 12 Lacs+	2,59,795 2 Lacs+	26,75,035 26 Lacs+	1,56,000 1 Lacs+	15,27,950 15 Lacs+	43,548 43 Thou+	78,283 78 Thou+
30	Purno Agitok Sangma	Meghalaya	Tura	NPP	59,65,828 59 Lacs+	6,68,291.50 6 Lacs+	59,100 59 Thou+	4,04,250 4 Lacs+	0	35,43,895.50 35 Lacs+	5,26,722 5 Lacs+	7,63,569 7 Lacs+
31	Uma Bharti	Uttar Pradesh	Jhansi	BJP	59,64,640 59 Lacs+	18,45,945 18 Lacs+	6,73,167 6 Lacs+	3,79,483 3 Lacs+	1,53,326 1 Lacs+	16,82,608 16 Lacs+	5,06,789 5 Lacs+	7,23,322 7 Lacs+
32	Anto Antony	Kerala	Pathanamthitta	INC	59,56,695 59 Lacs+	**5,27,853 5 Lacs+	**67,109 67 Thou+	**28,22,579 28 Lacs+	**11,84,114 11 Lacs+	**12,06,540 12 Lacs+	**1,48,500 1 Lacs+	0
33	Dharmendra Kumar	Uttar Pradesh	Aonla	BJP	59,39,591 59 Lacs+	**42,640 42 Thou+	**3,57,661 3 Lacs+	**2,23,585 2 Lacs+	**1,83,720 1 Lacs+	**50,65,358 50 Lacs+	**32,020 32 Thou+	**34,606 34 Thou+
34	D.V. Sadananda Gowda	Karnataka	Bangalore North	BJP	59,35,101 59 Lacs+	26,01,051 26 Lacs+	1,70,000 1 Lacs+	3,51,532 3 Lacs+	42,500 42 Thou+	9,16,200 9 Lacs+	3,54,900 3 Lacs+	14,98,918 14 Lacs+
35	Rahul Kaswan	Rajasthan	Churu	BJP	59,34,821 59 Lacs+	4,84,525 4 Lacs+	13,77,920 13 Lacs+	13,19,975 13 Lacs+	5,73,901 5 Lacs+	21,64,400 21 Lacs+	14,100 14 Thou+	0
36	Keshav Prasad	Uttar Pradesh	Phulpur	BJP	59,33,698 59 Lacs+	1,22,637 1 Lacs+	14,34,880 14 Lacs+	4,33,373 4 Lacs+	5,21,996 5 Lacs+	27,32,506 27 Lacs+	2,89,381 2 Lacs+	3,98,925 3 Lacs+
37	Manoj Rajoria	Rajasthan	Karauli-Dholpur	BJP	59,27,933 59 Lacs+	**10,44,377 10 Lacs+	**9,25,268 9 Lacs+	**97,156 97 Thou+	**6,26,917 6 Lacs+	**11,06,100 11 Lacs+	**21,28,114 21 Lacs+	0
38	Gutha Sukhender Reddy	Telangana	Nalgonda	INC	59,19,915 59 Lacs+	168 1 Hund+	24,71,454 24 Lacs+	7,20,547 7 Lacs+	7,77,946 7 Lacs+	12,36,800 12 Lacs+	5,88,000 5 Lacs+	25,000 25 Thou+
39	Surendrajeet Singh Ahluwalia	West Bengal	Darjeeling	BJP	59,01,936 59 Lacs+	28,33,269 28 Lacs+	14,13,750 14 Lacs+	5,83,302 5 Lacs+	2,50,000 2 Lacs+	1,35,615 1 Lacs+	6,00,000 6 Lacs+	86,000 86 Thou+
40	Prem Singh Chandumajra	Punjab	Anandpur Sahib	SAD	58,69,469 58 Lacs+	13,61,734 13 Lacs+	3,77,066 3 Lacs+	4,36,330 4 Lacs+	1,49,210 1 Lacs+	14,69,345 14 Lacs+	0	20,75,784 20 Lacs+

S.No.	Name	State	Constituency	Party	Total expenses declared (Rs.)	Expense incurred on Public Meetings without star (Rs.)	Expense incurred on Public Meetings with star (Rs.)	Expense incurred on campaign materials (Rs.)	Expense incurred on electronic and/or print media (Rs.)	Expense incurred on Vehicles Used (Rs.)	Expenses on campaign workers (Rs.)	Other misc expenses (Rs.)
41	Sreemati Dev Varma (Moon Moon Sen)	West Bengal	Bankura	AITC	58,66,460 58 Lacs+	46,06,335 46 Lacs+	3,77,400 3 Lacs+	4,94,325 4 Lacs+	0	1,97,000 1 Lacs+	1,91,400 1 Lacs+	0
42	Udasi Shivakumar Channabasappa	Karnataka	Haveri	BJP	58,63,347 58 Lacs+	9,60,578 9 Lacs+	10,25,879 10 Lacs+	9,64,046 9 Lacs+	4,37,631 4 Lacs+	24,51,911 24 Lacs+	23,302 23 Thou+	0
43	Kamakhyia Prasad Tasa	Assam	Jorhat	BJP	58,21,089 58 Lacs+	**7,16,601 7 Lacs+	**1,85,555 1 Lacs+	**24,60,140 24 Lacs+	0	**5,12,344 5 Lacs+	**1,33,700 1 Lacs+	**18,12,749 18 Lacs+
44	Nagarajan, P.	Tamil Nadu	Coimbatore	AIADMK	58,12,351 58 Lacs+	1,30,496 1 Lacs+	31,88,221 31 Lacs+	13,33,071 13 Lacs+	71,600 71 Thou+	8,35,463 8 Lacs+	2,28,300 2 Lacs+	25,200 25 Thou+
45	Adv.Joice George	Kerala	Idukki	IND	57,67,958 57 Lacs+	27,78,788 27 Lacs+	30,000 30 Thou+	16,09,884 16 Lacs+	59,000 59 Thou+	12,01,017 12 Lacs+	89,269 89 Thou+	0
46	Gandhi Dilipkumar Mansukhlal	Maharashtra	Ahmednagar	BJP	57,57,033 57 Lacs+	**1,65,645 1 Lacs+	**13,49,795 13 Lacs+	**10,09,704 10 Lacs+	**9,64,760 9 Lacs+	**20,35,640 20 Lacs+	**1,86,293 1 Lacs+	**45,196 45 Thou+
47	Hari Om Singh Rathore	Rajasthan	Rajsamand	BJP	57,55,251 57 Lacs+	3,13,184 3 Lacs+	17,97,487 17 Lacs+	2,39,258 2 Lacs+	2,06,201 2 Lacs+	3,35,324 3 Lacs+	3,79,735 3 Lacs+	24,84,062 24 Lacs+
48	Vaghela Liladharbhai Khodajji	Gujarat	Patan	BJP	57,52,339 57 Lacs+	32,94,492 32 Lacs+	7,63,533 7 Lacs+	4,09,067 4 Lacs+	77,846 77 Thou+	6,66,593 6 Lacs+	5,11,685 5 Lacs+	29,123 29 Thou+
49	Rama Devi	Bihar	Sheohar	BJP	57,28,840 57 Lacs+	11,62,960 11 Lacs+	0	6,72,462 6 Lacs+	43,000 43 Thou+	26,19,430.64 26 Lacs+	12,30,987.78 12 Lacs+	0
50	Deepak Adhikari (Dev)	West Bengal	Ghatal	AITC	57,28,143 57 Lacs+	16,47,530 16 Lacs+	2,67,775 2 Lacs+	24,80,898 24 Lacs+	0	2,13,400 2 Lacs+	8,59,600 8 Lacs+	2,58,940 2 Lacs+
51	C.S.Puttaraju	Karnataka	Mandya	JD(S)	57,27,250 57 Lacs+	13,00,992 13 Lacs+	0	1,15,889 1 Lacs+	2,95,509 2 Lacs+	40,14,860 40 Lacs+	0	0
52	Kamalban Singh	Chhattisgarh	Surguja	BJP	57,19,833 57 Lacs+	9,27,423 9 Lacs+	2,41,415 2 Lacs+	5,24,490 5 Lacs+	4,68,347 4 Lacs+	19,81,650 19 Lacs+	6,33,693 6 Lacs+	9,42,815 9 Lacs+
53	Shobha Karandlaje	Karnataka	Udupi Chikmagalur	BJP	57,18,545 57 Lacs+	24,23,718 24 Lacs+	8,68,086 8 Lacs+	5,73,015 5 Lacs+	3,62,686 3 Lacs+	14,59,520 14 Lacs+	0	31,520 31 Thou+
54	Ahir Hansraj Gangaram	Maharashtra	Chandrapur	BJP	57,18,392 57 Lacs+	16,53,863 16 Lacs+	3,60,750 3 Lacs+	6,76,210 6 Lacs+	1,02,359 1 Lacs+	24,92,150 24 Lacs+	1,90,620 1 Lacs+	2,42,440 2 Lacs+

S.No.	Name	State	Constituency	Party	Total expenses declared (Rs.)	Expense incurred on Public Meetings without star (Rs.)	Expense incurred on Public Meetings with star (Rs.)	Expense incurred on campaign materials (Rs.)	Expense incurred on electronic and/or print media (Rs.)	Expense incurred on Vehicles Used (Rs.)	Expenses on campaign workers (Rs.)	Other misc expenses (Rs.)
55	Veena Devi	Bihar	Munger	LJP	56,98,415 56 Lacs+	8,28,060 8 Lacs+	1,55,000 1 Lacs+	5,59,091 5 Lacs+	5,33,269 5 Lacs+	28,72,795 28 Lacs+	7,50,200 7 Lacs+	0
56	Tathagata Satpathy	Orissa	Dhenkanal	BJD	56,87,731 56 Lacs+	10,95,434 10 Lacs+	25,07,524 25 Lacs+	5,32,500 5 Lacs+	87,483 87 Thou+	4,75,390 4 Lacs+	9,89,400 9 Lacs+	0
57	Feroze Varun Gandhi	Uttar Pradesh	Sultanpur	BJP	56,55,871 56 Lacs+	21,22,840 21 Lacs+	0	7,03,459 7 Lacs+	11,582 11 Thou+	26,71,802 26 Lacs+	1,20,540 1 Lacs+	25,648 25 Thou+
58	Idris Ali	West Bengal	Basirhat	AITC	56,35,150 56 Lacs+	24,56,450 24 Lacs+	15,70,000 15 Lacs+	9,70,000 9 Lacs+	0	1,12,800 1 Lacs+	5,25,900 5 Lacs+	0
59	Sushil Kumar Singh	Bihar	Aurangabad	BJP	56,27,408 56 Lacs+	1,05,612 1 Lacs+	7,02,324 7 Lacs+	10,17,205 10 Lacs+	3,78,382 3 Lacs+	31,41,104 31 Lacs+	1,67,800 1 Lacs+	1,14,980 1 Lacs+
60	Kuwar Hariwansh Singh	Uttar Pradesh	Pratapgarh	Apna Dal	56,24,300 56 Lacs+	6,30,970 6 Lacs+	6,07,250 6 Lacs+	7,42,935 7 Lacs+	6,48,815 6 Lacs+	21,33,900 21 Lacs+	8,60,430 8 Lacs+	0
61	Vincent H. Pala	MEGHALAYA	SHILLONG	INC	56,12,492 56 Lacs+	42,93,455 42 Lacs+	0	37,500 37 Thou+	1,14,606 1 Lacs+	7,76,931 7 Lacs+	3,90,000 3 Lacs+	0
62	Jitendra Choudhury	Tripura	Tripura East	CPI(M)	56,03,874 56 Lacs+	40,13,315 40 Lacs+	0	13,03,659 13 Lacs+	0	1,01,050 1 Lacs+	1,85,850 1 Lacs+	0
63	Patil Ashok Tapiram	Maharashtra	Jaigaon	BJP	55,90,316 55 Lacs+	**8,24,325 8 Lacs+	**16,46,954 16 Lacs+	0	**1,26,000 1 Lacs+	**23,71,953 23 Lacs+	**2,84,145 2 Lacs+	**3,36,939 3 Lacs+
64	Godse Hement Tukaram	Maharashtra	Nashik	SHS	55,81,875 55 Lacs+	**4,28,444 4 Lacs+	**6,86,735 6 Lacs+	**13,79,578 13 Lacs+	**8,27,343 8 Lacs+	**10,27,280 10 Lacs+	**3,96,684 3 Lacs+	0
65	Sisir Kumar Adhikari	West Bengal	Kanthi	AITC	55,75,582 55 Lacs+	28,41,547 28 Lacs+	50,855 50 Thou+	13,75,962 13 Lacs+	4,27,598 4 Lacs+	1,17,420 1 Lacs+	7,37,200 7 Lacs+	25,000 25 Thou+
66	Chavda Vinod Lakhmashi	Gujarat	Kachchh	BJP	55,71,638 55 Lacs+	**20,64,840 20 Lacs+	**6,82,488 6 Lacs+	**7,94,961 7 Lacs+	**8,62,575 8 Lacs+	**3,87,000 3 Lacs+	**7,79,774 7 Lacs+	0
67	Shanta Kumar	Himachal Pradesh	Kangra	BJP	55,67,824 55 Lacs+	22,32,985 22 Lacs+	4,88,389 4 Lacs+	9,50,034 9 Lacs+	7,02,020 7 Lacs+	8,88,506 8 Lacs+	2,80,670 2 Lacs+	25,220 25 Thou+
68	Ram Charitra Nishad	Uttar Pradesh	Machhlishahr	BJP	55,66,904 55 Lacs+	1,58,800 1 Lacs+	70,000 70 Thou+	7,47,540 7 Lacs+	1,70,757 1 Lacs+	18,25,900 18 Lacs+	17,97,457 17 Lacs+	1,66,450 1 Lacs+
69	Vishnudev Sai	Chhattisgarh	Raigarh	BJP	55,59,119 55 Lacs+	2,74,600 2 Lacs+	0	12,66,435 12 Lacs+	97,535 97 Thou+	22,83,071 22 Lacs+	8,94,800 8 Lacs+	7,38,678 7 Lacs+

S.No.	Name	State	Constituency	Party	Total expenses declared (Rs.)	Expense incurred on Public Meetings without star (Rs.)	Expense incurred on Public Meetings with star (Rs.)	Expense incurred on campaign materials (Rs.)	Expense incurred on electronic and/or print media (Rs.)	Expense incurred on Vehicles Used (Rs.)	Expenses on campaign workers (Rs.)	Other misc expenses (Rs.)
70	Lokhande Sardashiv Kisan	Maharashtra	Shirdi	SHS	55,58,941 55 Lacs+	7,34,328 7 Lacs+	14,71,627 14 Lacs+	7,00,456 7 Lacs+	7,89,895 7 Lacs+	11,79,591 11 Lacs+	1,37,736 1 Lacs+	5,45,308 5 Lacs+
71	Shri Chavan Ashokrao Shankarrao	Maharashtra	Nanded	INC	55,44,831 55 Lacs+	16,75,365 16 Lacs+	11,57,018 11 Lacs+	6,41,250 6 Lacs+	6,00,682 6 Lacs+	12,05,925 12 Lacs+	32,567 32 Thou+	2,32,024 2 Lacs+
72	Jadhav Sanjay (Bandu) Haribhau	Maharashtra	Parbhani	SHS	55,44,440 55 Lacs+	4,25,342 4 Lacs+	10,52,014 10 Lacs+	13,57,070 13 Lacs+	3,22,729 3 Lacs+	15,96,025 15 Lacs+	7,91,260 7 Lacs+	0
73	Mala Rajya Laxmi Shah	Uttarakhand	Tehri Garhwal	BJP	55,16,134 55 Lacs+	13,89,089 13 Lacs+	0	17,59,158 17 Lacs+	1,30,156 1 Lacs+	14,01,719 14 Lacs+	0	8,36,012 8 Lacs+
74	Akshay Yadav	Uttar Pradesh	Firozabad	SP	54,82,489 54 Lacs+	2,83,405 2 Lacs+	13,21,007 13 Lacs+	9,12,569 9 Lacs+	12,30,873 12 Lacs+	10,27,000 10 Lacs+	3,850 3 Thou+	7,03,785 7 Lacs+
75	Mahendra Nath	Uttar Pradesh	Chandauli	BJP	54,78,787 54 Lacs+	1,56,535 1 Lacs+	1,88,800 1 Lacs+	2,04,450 2 Lacs+	98,100 98 Thou+	17,68,332 17 Lacs+	5,77,656 5 Lacs+	24,84,914 24 Lacs+
76	Chauhan Prabhatsinh Pratapsinh	Gujarat	Panchmahal	BJP	54,65,342 54 Lacs+	**12,45,420 12 Lacs+	**1,97,600 1 Lacs+	0	**24,050 24 Thou+	**3,46,302 3 Lacs+	**21,86,750 21 Lacs+	**14,65,269 14 Lacs+
77	Bhanu Pratap Singh	Uttar Pradesh	Jalaun	BJP	54,63,048 54 Lacs+	60,988 60 Thou+	1,19,236 1 Lacs+	5,90,590 5 Lacs+	1,00,068 1 Lacs+	43,01,670 43 Lacs+	2,18,521 2 Lacs+	71,975 71 Thou+
78	Prasun Banerjee	West Bengal	Howrah	AITC	54,62,789 54 Lacs+	19,06,011 19 Lacs+	1,49,906 1 Lacs+	26,44,158 26 Lacs+	65,000 65 Thou+	73,863 73 Thou+	4,98,300 4 Lacs+	1,25,550 1 Lacs+
79	Devji Patel	Rajasthan	Jalore	BJP	54,52,370 54 Lacs+	10,24,820 10 Lacs+	13,40,285 13 Lacs+	2,68,823 2 Lacs+	1,71,210 1 Lacs+	14,85,510 14 Lacs+	2,36,930 2 Lacs+	9,24,792 9 Lacs+
80	Mohanbhai Kalyanji Kunderiya	Gujarat	Rajkot	BJP	54,18,258 54 Lacs+	19,71,224 19 Lacs+	0	2,47,914 2 Lacs+	0	12,40,200 12 Lacs+	10,93,098 10 Lacs+	95,000 95 Thou+
81	Rathod Dipsinh Shankarsinh	Gujarat	Sabarkantha	BJP	54,15,088 54 Lacs+	36,15,107 36 Lacs+	11,44,120 11 Lacs+	82,155 82 Thou+	4,700 4 Thou+	4,10,932 4 Lacs+	1,58,074 1 Lacs+	0
82	Adhalrao Shivaji Dattatrey	Maharashtra	Shirur	SHS	54,14,471 54 Lacs+	12,55,403 12 Lacs+	0	12,90,260 12 Lacs+	3,14,576 3 Lacs+	9,73,900 9 Lacs+	3,95,271 3 Lacs+	11,85,061 11 Lacs+

S.No.	Name	State	Constituency	Party	Total expenses declared (Rs.)	Expense incurred on Public Meetings without star (Rs.)	Expense incurred on Public Meetings with star (Rs.)	Expense incurred on campaign materials (Rs.)	Expense incurred on electronic and/or print media (Rs.)	Expense incurred on Vehicles Used (Rs.)	Expenses on campaign workers (Rs.)	Other misc expenses (Rs.)
83	Ashwini Kumar	Haryana	Karnal	BJP	54,14,386 54 Lacs+	21,62,204 21 Lacs+	2,32,751 2 Lacs+	4,17,867 4 Lacs+	10,72,637 10 Lacs+	11,48,427 11 Lacs+	0	**3,80,500 3 Lacs+
84	Abhishek Singh	Chhattisgarh	Rajnandgaon	BJP	53,97,081 53 Lacs+	10,03,635 10 Lacs+	4,50,972 4 Lacs+	13,94,500 13 Lacs+	5,34,200 5 Lacs+	16,45,922 16 Lacs+	0	3,67,852 3 Lacs+
85	Jayant Sinha	Jharkhand	Hazaribagh	BJP	53,94,656 53 Lacs+	2,71,275 2 Lacs+	9,54,238 9 Lacs+	1,55,615 1 Lacs+	1,24,908 1 Lacs+	14,40,800 14 Lacs+	21,19,155 21 Lacs+	3,28,665 3 Lacs+
86	Venugopal. P. Dr.	TAMIL NADU	TIRUVALLUR	AIADMK	53,85,169 53 Lacs+	30,18,693 30 Lacs+	55,080 55 Thou+	1,00,750 1 Lacs+	9,800 9 Thou+	21,26,471 21 Lacs+	61,875 61 Thou+	12,500 12 Thou+
87	Jayadev Galla	Andhra Pradesh	Guntur	TDP	53,56,255 53 Lacs+	1,32,125 1 Lacs+	34,350 34 Thou+	5,33,805 5 Lacs+	37,50,392 37 Lacs+	7,42,224 7 Lacs+	42,070 42 Thou+	1,21,289 1 Lacs+
88	Sarbananda Sonowal	Assam	Lakhimpur	BJP	53,56,168 53 Lacs+	7,42,783 7 Lacs+	8,58,211 8 Lacs+	27,08,584 27 Lacs+	0	6,49,590 6 Lacs+	3,97,000 3 Lacs+	0
89	Kapil Krishna Thakur	West Bengal	Bangaon	AITC	53,39,451 53 Lacs+	14,22,500 14 Lacs+	12,27,309 12 Lacs+	16,74,428 16 Lacs+	0	3,06,000 3 Lacs+	4,72,540 4 Lacs+	2,36,673 2 Lacs+
90	Ram Vilas Paswan	Bihar	Hajipur	LJP	53,20,653 53 Lacs+	24,09,831 24 Lacs+	1,23,450 1 Lacs+	58,715 58 Thou+	15,73,491 15 Lacs+	6,00,800 6 Lacs+	15,650 15 Thou+	5,38,716 5 Lacs+
91	Sri Baijayant Panda	Orissa	Kendrapara	BJD	53,14,579 53 Lacs+	4,48,146 4 Lacs+	11,97,845 11 Lacs+	9,28,684 9 Lacs+	8,47,581 8 Lacs+	5,21,119 5 Lacs+	3,75,000 3 Lacs+	9,96,204 9 Lacs+
92	Shewale Rahul Ramesh	Maharashtra	Mumbai South Central	SHS	53,01,694 53 Lacs+	5,67,767 5 Lacs+	14,85,481 14 Lacs+	16,91,361 16 Lacs+	2,76,574 2 Lacs+	2,70,732 2 Lacs+	8,14,594 8 Lacs+	1,95,185 1 Lacs+
93	Hemendra Chandra Singh	Orissa	Kandhamal	BJD	52,98,077 52 Lacs+	5,63,515 5 Lacs+	13,37,511 13 Lacs+	15,59,282 15 Lacs+	35,000 35 Thou+	2,45,847 2 Lacs+	15,56,922 15 Lacs+	0
94	Dr. Arun Kumar	Bihar	Jahanabad	Rashtriya Lok Samta Party	52,94,992 52 Lacs+	8,50,637 8 Lacs+	3,62,373 3 Lacs+	0	1,09,456 1 Lacs+	34,51,423 34 Lacs+	0	5,21,103 5 Lacs+
95	Wanaga Chintaman Navasha	Maharashtra	Palghar	BJP	52,79,237 52 Lacs+	33,16,154 33 Lacs+	4,52,975 4 Lacs+	3,58,019 3 Lacs+	4,00,818 4 Lacs+	5,04,302 5 Lacs+	2,46,969 2 Lacs+	0
96	Biren Singh Engti	Assam	Autonomous District	INC	52,74,552 52 Lacs+	3,40,328 3 Lacs+	9,40,000 9 Lacs+	0	1,25,250 1 Lacs+	18,45,374 18 Lacs+	20,23,600 20 Lacs+	0

S.No.	Name	State	Constituency	Party	Total expenses declared (Rs.)	Expense incurred on Public Meetings without star (Rs.)	Expense incurred on Public Meetings with star (Rs.)	Expense incurred on campaign materials (Rs.)	Expense incurred on electronic and/or print media (Rs.)	Expense incurred on Vehicles Used (Rs.)	Expenses on campaign workers (Rs.)	Other misc expenses (Rs.)
97	Dushyant	Rajasthan	Jhalawar-Baran	BJP	52,66,964 52 Lacs+	**77,051 77 Thou+	**10,12,867 10 Lacs+	**5,45,088 5 Lacs+	**2,83,327 2 Lacs+	**20,78,400 20 Lacs+	**5,63,535 5 Lacs+	**7,06,696 7 Lacs+
98	Anwhar Raajhaa.A	Tamil Nadu	Ramana-thapuram	AIADMK	52,59,720 52 Lacs+	8,37,249 8 Lacs+	2,85,105 2 Lacs+	18,23,784 18 Lacs+	2,17,128 2 Lacs+	18,77,129 18 Lacs+	94,870 94 Thou+	1,56,950 1 Lacs+
99	Vichare Rajan Baburao	Maha-rashtra	Thane	SHS	52,54,561 52 Lacs+	23,43,828 23 Lacs+	5,81,970 5 Lacs+	5,93,292 5 Lacs+	3,18,100 3 Lacs+	9,25,647 9 Lacs+	4,91,682 4 Lacs+	0
100	Konda Vish-weshwar Reddy	Telangana	Chevella	TRS	52,43,504 52 Lacs+	6,73,201 6 Lacs+	7,17,859 7 Lacs+	8,51,604 8 Lacs+	11,00,601 11 Lacs+	18,19,298 18 Lacs+	55,520 55 Thou+	25,421 25 Thou+
101	M. K Raghavan	Kerala	Kozhikode	INC	52,39,932 52 Lacs+	44,115 44 Thou+	1,52,300 1 Lacs+	18,08,204 18 Lacs+	8,96,103 8 Lacs+	15,93,050 15 Lacs+	6,85,204 6 Lacs+	60,956 60 Thou+
102	Raju Shetty	Maha-rashtra	Hatkanangle	Swab-himani Paksha	52,38,301 52 Lacs+	8,74,666 8 Lacs+	4,98,259 4 Lacs+	4,11,866 4 Lacs+	40,119 40 Thou+	26,37,850 26 Lacs+	7,75,541 7 Lacs+	0
103	Brij Bhusan Sharan Singh	Uttar Pradesh	Kaiserganj	BJP	52,31,553 52 Lacs+	**6,53,236 6 Lacs+	**2,00,000 2 Lacs+	0	**1,19,409 1 Lacs+	**21,14,299 21 Lacs+	**2,76,750 2 Lacs+	**18,67,859 18 Lacs+
104	Harsimrat Kaur Badal	Punjab	Bathinda	SAD	52,28,950 52 Lacs+	27,94,210 27 Lacs+	6,98,166 6 Lacs+	4,05,689 4 Lacs+	0	2,45,380 2 Lacs+	0	10,85,505 10 Lacs+
105	Kachhadiya Naranbhai Bhikhabhai	Gujarat	Amreli	BJP	52,12,852 52 Lacs+	19,14,557 19 Lacs+	18,91,101 18 Lacs+	2,45,535 2 Lacs+	1,02,392 1 Lacs+	2,54,000 2 Lacs+	70,210 70 Thou+	7,35,057 7 Lacs+
106	Sundaram P.R	Tamil Nadu	Namakkal	AIADMK	52,07,400 52 Lacs+	28,13,060 28 Lacs+	0	3,58,300 3 Lacs+	8,76,840 8 Lacs+	9,17,000 9 Lacs+	10,000 10 Thou+	2,32,200 2 Lacs+
107	Mulayam Singh Yadav	Uttar Pradesh	Mainpuri	SP	52,02,498 52 Lacs+	5,34,760 5 Lacs+	14,25,458 14 Lacs+	6,83,988 6 Lacs+	2,20,802 2 Lacs+	22,49,481 22 Lacs+	59,659 59 Thou+	28,350 28 Thou+
108	Jyotiraditya M. Scindia	Madhya Pradesh	Guna	INC	51,56,162 51 Lacs+	**14,55,557 14 Lacs+	**1,35,000 1 Lacs+	**7,18,400 7 Lacs+	**1,55,928 1 Lacs+	**20,72,950 20 Lacs+	**1,99,127 1 Lacs+	**3,87,300 3 Lacs+
109	Sandhya Roy	West Bengal	Medinipur	AITC	51,44,035 51 Lacs+	8,04,349 8 Lacs+	0	14,45,892 14 Lacs+	0	1,94,684 1 Lacs+	26,74,110 26 Lacs+	25,000 25 Thou+
110	K.V. Thomas	Kerala	Ernakulam	INC	51,37,855 51 Lacs+	**3,89,796 3 Lacs+	0	**24,43,877 24 Lacs+	**2,14,709 2 Lacs+	**13,85,550 13 Lacs+	**7,03,923 7 Lacs+	0

S.No.	Name	State	Constituency	Party	Total expenses declared (Rs.)	Expense incurred on Public Meetings without star (Rs.)	Expense incurred on Public Meetings with star (Rs.)	Expense incurred on campaign materials (Rs.)	Expense incurred on electronic and/or print media (Rs.)	Expense incurred on Vehicles Used (Rs.)	Expenses on campaign workers (Rs.)	Other misc expenses (Rs.)
111	Dr.Shrikant Eknath Shinde	Maharashtra	Kalyan	SHS	51,34,254 51 Lacs+	11,55,065 11 Lacs+	3,79,865 3 Lacs+	29,93,506 29 Lacs+	10,000 10 Thou+	5,95,818 5 Lacs+	0	0
112	Prem Das Rai	Sikkim	Sikkim	SDF	51,30,387 51 Lacs+	27,607 27 Thou+	27,10,805 27 Lacs+	3,70,490 3 Lacs+	10,90,285 10 Lacs+	2,08,704 2 Lacs+	6,39,294 6 Lacs+	83,202 83 Thou+
113	Kirti Azad	Bihar	Darbhanga	BJP	51,26,260 51 Lacs+	0	3,89,430 3 Lacs+	2,08,986 2 Lacs+	6,33,500 6 Lacs+	11,20,165 11 Lacs+	10,70,715 10 Lacs+	17,03,464 17 Lacs+
114	Ram Swaroop Sharma	Himachal Pradesh	Mandi	BJP	51,25,152 51 Lacs+	3,35,250 3 Lacs+	21,12,947 21 Lacs+	6,14,682 6 Lacs+	1,51,306 1 Lacs+	6,66,419 6 Lacs+	12,17,000 12 Lacs+	27,548 27 Thou+
115	Chaudhry Haribhai Parthibhai	Gujarat	Banaskantha	BJP	51,24,798 51 Lacs+	1,423 1 Thou+	4,00,453 4 Lacs+	2,39,147 2 Lacs+	1,54,366 1 Lacs+	5,82,360 5 Lacs+	23,10,116 23 Lacs+	95,038 95 Thou+
116	Ch.Malla Reddy	Telangana	Malkajgiri	TDP	51,22,999 51 Lacs+	6,78,377 6 Lacs+	1,40,745 1 Lacs+	7,48,035 7 Lacs+	16,24,596 16 Lacs+	16,14,349 16 Lacs+	0	3,16,897 3 Lacs+
117	Rama Chandra Hansdah	Orissa	Mayurbhanj	BJD	51,21,171 51 Lacs+	19,94,906 19 Lacs+	5,78,654 5 Lacs+	21,300 21 Thou+	12,000 12 Thou+	2,69,796 2 Lacs+	0	22,44,516 22 Lacs+
118	Krishna Pratap	Uttar Pradesh	Jaunpur	BJP	51,16,721 51 Lacs+	2,98,290 2 Lacs+	12,45,560 12 Lacs+	4,41,090 4 Lacs+	1,21,209 1 Lacs+	18,15,272 18 Lacs+	11,70,300 11 Lacs+	25,000 25 Thou+
119	M I Shanavas	Kerala	Wayanad	INC	51,15,210 51 Lacs+	13,77,400 13 Lacs+	25,000 25 Thou+	13,17,380 13 Lacs+	71,710 71 Thou+	16,90,950 16 Lacs+	4,30,000 4 Lacs+	2,02,770 2 Lacs+
120	Shatrughan Sinha	Bihar	Patna Sahib	BJP	51,02,295 51 Lacs+	12,16,752 12 Lacs+	1,35,000 1 Lacs+	2,01,132 2 Lacs+	4,90,488 4 Lacs+	29,38,310 29 Lacs+	1,20,613 1 Lacs+	0
121	Shyal Bhartiben Dhirubhai	Gujarat	Bhavnagar	BJP	50,96,678 50 Lacs+	21,46,310 21 Lacs+	4,34,000 4 Lacs+	5,13,950 5 Lacs+	2,18,085 2 Lacs+	9,22,275 9 Lacs+	6,30,000 6 Lacs+	2,32,058 2 Lacs+
122	Mohite Patil Vijaysinh Shankarrao	Maharashtra	Madha	NCP	50,87,177 50 Lacs+	17,93,466 17 Lacs+	7,29,579 7 Lacs+	12,840 12 Thou+	1,64,425 1 Lacs+	17,39,289 17 Lacs+	3,29,724 3 Lacs+	3,27,854 3 Lacs+
123	Ravneet Singh Bittu	Punjab	Ludhiana	INC	50,81,960 50 Lacs+	33,68,691 33 Lacs+	32,396 32 Thou+	5,30,824 5 Lacs+	10,39,854 10 Lacs+	94,895 94 Thou+	15,300 15 Thou+	0
124	M B Rajesh	Kerala	Palakkad	CPI(M)	50,72,878 50 Lacs+	6,44,430 6 Lacs+	1,75,500 1 Lacs+	30,20,083 30 Lacs+	60,000 60 Thou+	10,40,045 10 Lacs+	14,820 14 Thou+	1,18,000 1 Lacs+
125	Ram Kripal Yadav	Bihar	Pataliputra	BJP	50,68,614 50 Lacs+	10,01,014 10 Lacs+	0	0	0	40,67,600 40 Lacs+	0	0

S.No.	Name	State	Constituency	Party	Total expenses declared (Rs.)	Expense incurred on Public Meetings without star (Rs.)	Expense incurred on Public Meetings with star (Rs.)	Expense incurred on campaign materials (Rs.)	Expense incurred on electronic and/or print media (Rs.)	Expense incurred on Vehicles Used (Rs.)	Expenses on campaign workers (Rs.)	Other misc expenses (Rs.)
126	Chandrakant Bhaurao Khaire	Maharashtra	Aurangabad	SHS	50,66,673 50 Lacs+	13,17,354 13 Lacs+	9,44,841 9 Lacs+	7,91,414 7 Lacs+	3,09,837 3 Lacs+	6,19,332 6 Lacs+	4,73,630 4 Lacs+	6,10,205 6 Lacs+
127	S. Rajendran	Tamil Nadu	Viluppuram	AIADMK	50,62,917 50 Lacs+	24,11,232 24 Lacs+	0	1,58,070 1 Lacs+	69,000 69 Thou+	16,90,228 16 Lacs+	6,52,650 6 Lacs+	81,737 81 Thou+
128	Ram Prasad Sarmah	Assam	Tezpur	BJP	50,58,512 50 Lacs+	9,56,973 9 Lacs+	0	9,64,681 9 Lacs+	1,16,258 1 Lacs+	0	30,20,600 30 Lacs+	0
129	Arjun Ram Meghwal	Rajasthan	Bikaner	BJP	50,54,141 50 Lacs+	23,65,709 23 Lacs+	5,16,416 5 Lacs+	2,61,381 2 Lacs+	4,69,287 4 Lacs+	6,97,348 6 Lacs+	7,44,000 7 Lacs+	0
130	Arpita Ghosh	West Bengal	Balurghat	AITC	50,51,072 50 Lacs+	3,31,156 3 Lacs+	5,23,762 5 Lacs+	18,22,400 18 Lacs+	8,000 8 Thou+	14,68,114 14 Lacs+	8,97,640 8 Lacs+	0
131	Dr. Shashi Tharoor	Kerala	Thiruvananthapuram	INC	50,42,650 50 Lacs+	11,40,100 11 Lacs+	7,98,000 7 Lacs+	16,49,644 16 Lacs+	3,67,338 3 Lacs+	9,25,000 9 Lacs+	1,05,000 1 Lacs+	57,568 57 Thou+
132	Jose K Mani	Kerala	Kottayam	KC(M)	50,38,680 50 Lacs+	75,149 75 Thou+	1,11,171 1 Lacs+	42,93,747 42 Lacs+	20,000 20 Thou+	5,12,667 5 Lacs+	0	25,946 25 Thou+
133	Anupriya Singh Patel	Uttar Pradesh	Mirzapur	Apna Dal	50,27,547 50 Lacs+	3,03,543 3 Lacs+	13,50,874 13 Lacs+	4,07,739 4 Lacs+	4,59,636 4 Lacs+	22,39,300 22 Lacs+	0	2,66,455 2 Lacs+
134	Rajen Gohain	Assam	Nowgong	BJP	50,11,084 50 Lacs+	12,82,452 12 Lacs+	17,30,110 17 Lacs+	3,31,310 3 Lacs+	0	7,29,312 7 Lacs+	9,37,900 9 Lacs+	0
135	Giriraj Singh	Bihar	Nawada	BJP	50,08,751 50 Lacs+	**2,39,087 2 Lacs+	0	**74,980 74 Thou+	**45,044 45 Thou+	**25,02,794 25 Lacs+	**8,50,000 8 Lacs+	**12,96,843 12 Lacs+
136	Narendra Modi	Gujarat	Vadodara	BJP	50,03,598 50 Lacs+	25,80,198 25 Lacs+	0	3,30,954 3 Lacs+	43,250 43 Thou+	5,18,600 5 Lacs+	6,74,692 6 Lacs+	8,55,904 8 Lacs+
137	Dr. Satyapal Singh	Uttar Pradesh	Baghpat	BJP	49,96,331 49 Lacs+	1,66,499 1 Lacs+	21,32,692 21 Lacs+	68,504 68 Thou+	5,85,232 5 Lacs+	9,06,189 9 Lacs+	11,37,215 11 Lacs+	0
138	B Sreeramulu	Karnataka	Bellary	BJP	49,96,069 49 Lacs+	10,56,989 10 Lacs+	0	3,04,115 3 Lacs+	76,820 76 Thou+	32,58,145 32 Lacs+	3,00,000 3 Lacs+	0
139	Santosh Ahlawat	Rajasthan	Jhunjhunu	BJP	49,82,843 49 Lacs+	5,64,184 5 Lacs+	7,75,045 7 Lacs+	20,93,092 20 Lacs+	2,24,720 2 Lacs+	3,66,900 3 Lacs+	7,68,236 7 Lacs+	1,90,666 1 Lacs+
140	Gopal. Dr. K	Tamil Nadu	Nagapattinam	AIADMK	49,82,301 49 Lacs+	7,40,170 7 Lacs+	0	27,37,358 27 Lacs+	0	13,40,973 13 Lacs+	1,51,300 1 Lacs+	12,500 12 Thou+

S.No.	Name	State	Constituency	Party	Total expenses declared (Rs.)	Expense incurred on Public Meetings without star (Rs.)	Expense incurred on Public Meetings with star (Rs.)	Expense incurred on campaign materials (Rs.)	Expense incurred on electronic and/or print media (Rs.)	Expense incurred on Vehicles Used (Rs.)	Expenses on campaign workers (Rs.)	Other misc expenses (Rs.)
141	Karia Munda	Jharkhand	Khunti	BJP	49,70,229 49 Lacs+	49,70,229 49 Lacs+	0	0	0	0	0	0
142	R. Dhruvanarayana	Karnataka	Chamara-janagar	INC	49,41,134 49 Lacs+	17,79,418 17 Lacs+	5,28,100 5 Lacs+	5,70,766 5 Lacs+	3,70,350 3 Lacs+	16,14,460 16 Lacs+	65,540 65 Thou+	12,500 12 Thou+
143	Satabdi Roy(Banerjee)	West Bengal	Birbhum	AITC	49,38,393 49 Lacs+	8,04,185 8 Lacs+	6,87,112 6 Lacs+	20,14,365 20 Lacs+	6,100 6 Thou+	2,46,901 2 Lacs+	11,79,730 11 Lacs+	0
144	Sanjaykaka Patil	Maharashtra	Sangli	BJP	49,30,922 49 Lacs+	13,37,884 13 Lacs+	6,59,688 6 Lacs+	4,72,109 4 Lacs+	56,881 56 Thou+	24,47,650 24 Lacs+	1,48,460 1 Lacs+	0
145	Gajendrasingh Shekhawat	Rajasthan	Jodhpur	BJP	49,27,063 49 Lacs+	18,38,507 18 Lacs+	9,27,782 9 Lacs+	5,64,668 5 Lacs+	4,96,464 4 Lacs+	1,41,800 1 Lacs+	9,57,842 9 Lacs+	0
146	Gokaraju Ganga Raju	Andhra Pradesh	Narsapuram	BJP	49,24,096 49 Lacs+	8,69,806 8 Lacs+	9,21,742 9 Lacs+	6,30,870 6 Lacs+	8,46,811 8 Lacs+	6,12,302 6 Lacs+	9,86,105 9 Lacs+	56,460 56 Thou+
147	Janak Ram	Bihar	Gopalganj	BJP	49,21,183 49 Lacs+	1,600 1 Thou+	4,82,948 4 Lacs+	73,740 73 Thou+	57,150 57 Thou+	39,87,168 39 Lacs+	47,395 47 Thou+	2,71,182 2 Lacs+
148	Ramesh Bidhuri	NCT of Delhi	South Delhi	BJP	49,19,694 49 Lacs+	11,58,191 11 Lacs+	2,76,700 2 Lacs+	14,57,445 14 Lacs+	9,35,407 9 Lacs+	4,23,400 4 Lacs+	3,99,970 3 Lacs+	2,68,581 2 Lacs+
149	Rajeev Shankar-rao Satav	Maharashtra	Hingoli	INC	49,17,723 49 Lacs+	12,16,131 12 Lacs+	13,50,924 13 Lacs+	0	67,668 67 Thou+	22,83,000 22 Lacs+	0	0
150	Ramcharan Bohara	Rajasthan	Jaipur	BJP	49,17,149 49 Lacs+	21,67,904 21 Lacs+	0	4,00,351 4 Lacs+	12,44,673 12 Lacs+	5,40,075 5 Lacs+	5,64,146 5 Lacs+	0
151	Ramdas Chandrabhanji Tadas	Maharashtra	Wardha	BJP	49,06,920 49 Lacs+	10,69,220 10 Lacs+	5,70,000 5 Lacs+	89,000 89 Thou+	2,01,700 2 Lacs+	29,72,000 29 Lacs+	5,000 5 Thou+	0
152	Smt. Bijoya Chakraborty	Assam	Gauhati	BJP	49,06,737 49 Lacs+	15,29,142 15 Lacs+	0	0	22,25,450 22 Lacs+	6,54,545 6 Lacs+	4,97,600 4 Lacs+	0
153	R.P. Marutharajaa	Tamil Nadu	Perambalur	AIADMK	49,03,007 49 Lacs+	65,120 65 Thou+	15,000 15 Thou+	10,11,304 10 Lacs+	43,100 43 Thou+	35,01,338 35 Lacs+	2,67,145 2 Lacs+	0
154	Anurag Singh Thakur	Himachal Pradesh	Hamirpur	BJP	48,97,633 48 Lacs+	15,15,629 15 Lacs+	2,47,000 2 Lacs+	9,62,553 9 Lacs+	7,69,242 7 Lacs+	13,55,600 13 Lacs+	47,609 47 Thou+	0
155	Dr.Gavit Heena Vijaykumar	Maharashtra	Nandurbar	BJP	48,90,429 48 Lacs+	5,57,556 5 Lacs+	0	13,35,754 13 Lacs+	3,99,975 3 Lacs+	23,51,644 23 Lacs+	2,45,500 2 Lacs+	0

S.No.	Name	State	Constituency	Party	Total expenses declared (Rs.)	Expense incurred on Public Meetings without star (Rs.)	Expense incurred on Public Meetings with star (Rs.)	Expense incurred on campaign materials (Rs.)	Expense incurred on electronic and/or print media (Rs.)	Expense incurred on Vehicles Used (Rs.)	Expenses on campaign workers (Rs.)	Other misc expenses (Rs.)
156	Mulayam Singh Yadav	Uttar Pradesh	Azamgarh	SP	48,78,225 48 Lacs+	5,82,231 5 Lacs+	10,58,027 10 Lacs+	10,06,147 10 Lacs+	2,00,349 2 Lacs+	15,75,396 15 Lacs+	1,55,700 1 Lacs+	3,00,375 3 Lacs+
157	Dasrath Tirkey	West Bengal	Alipurduars	AITC	48,76,165 48 Lacs+	30,68,965 30 Lacs+	9,77,000 9 Lacs+	18,000 18 Thou+	0	6,80,944 6 Lacs+	42,900 42 Thou+	88,356 88 Thou+
158	Khadase Raksha Nikhil	Maharashtra	Raver	BJP	48,59,493 48 Lacs+	17,53,528 17 Lacs+	8,22,538 8 Lacs+	41,050 41 Thou+	51,613 51 Thou+	19,92,624 19 Lacs+	1,98,140 1 Lacs+	0
159	Anju Bala	Uttar Pradesh	Misrikh	BJP	48,52,748 48 Lacs+	**83,567 83 Thou+	**44,380 44 Thou+	**6,08,875 6 Lacs+	**45,680 45 Thou+	**38,27,846 38 Lacs+	**2,42,400 2 Lacs+	0
160	Maragatham K	Tamil Nadu	Kancheepuram	AIADMK	48,51,665 48 Lacs+	17,04,935 17 Lacs+	0	1,00,000 1 Lacs+	0	14,54,700 14 Lacs+	2,44,250 2 Lacs+	13,47,780 13 Lacs+
161	Radadiya Vithalbhai Hansrajbhaj	Gujarat	Porbandar	BJP	48,43,400 48 Lacs+	35,62,472 35 Lacs+	0	0	1,13,137 1 Lacs+	11,22,800 11 Lacs+	0	25,000 25 Thou+
162	Sudip Bandyopadhyay	West Bengal	Kolkata Uttar	AITC	48,33,737 48 Lacs+	47,57,952 47 Lacs+	0	0	0	75,785 75 Thou+	0	0
163	Patil Chandrakant Raghunath	Gujarat	Navsari	BJP	48,28,383 48 Lacs+	38,84,856 38 Lacs+	6,85,770 6 Lacs+	0	10,000 10 Thou+	2,48,157 2 Lacs+	0	0
164	Nalin Kumar Katil	Karnataka	Dakshina Kannada	BJP	48,21,472 48 Lacs+	10,14,482 10 Lacs+	7,74,071 7 Lacs+	84,095 84 Thou+	10,89,592 10 Lacs+	7,62,250 7 Lacs+	0	10,96,982 10 Lacs+
165	Rekha	Uttar Pradesh	Dhaurahra	BJP	48,19,927 48 Lacs+	4,36,568 4 Lacs+	3,35,650 3 Lacs+	4,16,580 4 Lacs+	4,13,476 4 Lacs+	22,85,025 22 Lacs+	8,51,652 8 Lacs+	80,976 80 Thou+
166	Gajanan Chandrakant Kirtikar	Maharashtra	Mumbai North West	SHS	48,05,667 48 Lacs+	13,10,317 13 Lacs+	14,85,481 14 Lacs+	7,83,843 7 Lacs+	51,000 51 Thou+	5,98,184 5 Lacs+	2,52,900 2 Lacs+	3,23,942 3 Lacs+
167	Jeyasingh Thiyaagaraj Natterjee.J	Tamil Nadu	Thoothukudi	AIADMK	48,01,900 48 Lacs+	2,24,900 2 Lacs+	5,48,862 5 Lacs+	1,54,200 1 Lacs+	1,54,000 1 Lacs+	19,33,249 19 Lacs+	15,67,589 15 Lacs+	2,19,100 2 Lacs+
168	Lallu Singh	Uttar Pradesh	Faizabad	BJP	47,97,920 47 Lacs+	11,90,179 11 Lacs+	12,44,942 12 Lacs+	5,10,445 5 Lacs+	1,77,767 1 Lacs+	9,75,806 9 Lacs+	5,94,404 5 Lacs+	1,04,377 1 Lacs+
169	Ramtahal Choudhary	Jharkhand	Ranchi	BJP	47,88,017 47 Lacs+	3,77,775 3 Lacs+	86,390 86 Thou+	14,32,671 14 Lacs+	0	15,15,878 15 Lacs+	13,75,135 13 Lacs+	0
170	Ratna De	West Bengal	Hooghly	AITC	47,86,911 47 Lacs+	34,52,945 34 Lacs+	4,03,150 4 Lacs+	6,33,891 6 Lacs+	6,000 6 Thou+	1,32,684 1 Lacs+	0	1,58,241 1 Lacs+

S.No.	Name	State	Constituency	Party	Total expenses declared (Rs.)	Expense incurred on Public Meetings without star (Rs.)	Expense incurred on Public Meetings with star (Rs.)	Expense incurred on campaign materials (Rs.)	Expense incurred on electronic and/or print media (Rs.)	Expense incurred on Vehicles Used (Rs.)	Expenses on campaign workers (Rs.)	Other misc expenses (Rs.)
171	Gopalakrishnan, C.	Tamil Nadu	Nilgiris	AIADMK	47,82,211 47 Lacs+	16,76,021 16 Lacs+	30,000 30 Thou+	77,940 77 Thou+	0	20,48,250 20 Lacs+	9,50,000 9 Lacs+	0
172	B.N.Chandrappa	Karnataka	Chitradurga	INC	47,79,763 47 Lacs+	0	4,84,485 4 Lacs+	9,47,532 9 Lacs+	3,57,830 3 Lacs+	15,42,350 15 Lacs+	13,30,600 13 Lacs+	1,16,966 1 Lacs+
173	Pralhad Joshi	Karnataka	Dharwad	BJP	47,76,479 47 Lacs+	19,13,269 19 Lacs+	0	64,000 64 Thou+	9,64,600 9 Lacs+	18,34,610 18 Lacs+	0	0
174	Satish Kumar	Uttar Pradesh	Aligarh	BJP	47,68,116 47 Lacs+	10,88,455 10 Lacs+	12,94,693 12 Lacs+	1,05,450 1 Lacs+	1,69,454 1 Lacs+	16,08,152 16 Lacs+	1,32,470 1 Lacs+	3,69,442 3 Lacs+
175	Adsul Anandrao Vithoba	Maharashtra	Amravati	SHS	47,62,267 47 Lacs+	7,37,150 7 Lacs+	**2,83,493 2 Lacs+	**13,39,628 13 Lacs+	**5,34,951 5 Lacs+	**13,52,155 13 Lacs+	**5,01,600 5 Lacs+	**13,290 13 Thou+
176	P.K.Biju	Kerala	Alathur	CPI(M)	47,59,108 47 Lacs+	2,92,795 2 Lacs+	2,80,055 2 Lacs+	24,15,650 24 Lacs+	0	17,70,608 17 Lacs+	0	0
177	Ponguleti Srinivasa Reddy	Telangana	Khammam	YSRCP	47,58,222 47 Lacs+	5,98,574 5 Lacs+	2,93,002 2 Lacs+	5,42,800 5 Lacs+	16,92,096 16 Lacs+	6,53,500 6 Lacs+	9,78,250 9 Lacs+	0
178	Badruddin Ajmal	Assam	Dhubri	AIUDF	47,49,974 47 Lacs+	31,09,746 31 Lacs+	0	4,24,500 4 Lacs+	0	4,88,608 4 Lacs+	7,27,120 7 Lacs+	0
179	Lakhanlal Sau S/O Kalyan Lal Sahu	CHHATTISGARH	BILASPUR	BJP	47,49,544 47 Lacs+	7,09,972 7 Lacs+	2,69,500 2 Lacs+	12,33,560 12 Lacs+	0	13,59,912 13 Lacs+	11,28,600 11 Lacs+	48,000 48 Thou+
180	Rajesh Ranjan Urf Pappu Yadav	Bihar	Madhepura	RJD	47,33,830 47 Lacs+	17,64,465 17 Lacs+	75,509 75 Thou+	0	6,75,840 6 Lacs+	18,84,616 18 Lacs+	3,33,400 3 Lacs+	0
181	Rathwa Ram-singbhai Patalbhai	Gujarat	Chhota Udaipur	BJP	47,16,166 47 Lacs+	**25,90,715 25 Lacs+	**6,60,000 6 Lacs+	**6,85,777 6 Lacs+	0	**5,44,786 5 Lacs+	**2,34,888 2 Lacs+	0
182	Rajvir Singh	Uttar Pradesh	Etah	BJP	47,13,150 47 Lacs+	**1,74,700 1 Lacs+	**4,10,000 4 Lacs+	**2,09,400 2 Lacs+	**20,000 20 Thou+	**21,80,550 21 Lacs+	**87,540 87 Thou+	**16,30,960 16 Lacs+
183	Bhairon Prasad Mishra	Uttar Pradesh	Banda	BJP	47,04,207 47 Lacs+	3,71,479 3 Lacs+	5,17,972 5 Lacs+	1,79,333 1 Lacs+	1,53,010 1 Lacs+	29,85,531 29 Lacs+	2,75,500 2 Lacs+	2,21,382 2 Lacs+

S.No.	Name	State	Constituency	Party	Total expenses declared (Rs.)	Expense incurred on Public Meetings without star (Rs.)	Expense incurred on Public Meetings with star (Rs.)	Expense incurred on campaign materials (Rs.)	Expense incurred on electronic and/or print media (Rs.)	Expense incurred on Vehicles Used (Rs.)	Expenses on campaign workers (Rs.)	Other misc expenses (Rs.)
184	Shrimant Chh. Udayanraje Pratapsinha Bhonsale	Maharashtra	Satara	NCP	46,80,601 46 Lacs+	7,40,161 7 Lacs+	1,90,360 1 Lacs+	7,18,785 7 Lacs+	10,19,871 10 Lacs+	20,11,424 20 Lacs+	0	0
185	Maadam Poonamben Hematbhai	Gujarat	Jamnagar	BJP	46,73,514 46 Lacs+	21,58,166 21 Lacs+	3,80,111 3 Lacs+	3,39,723 3 Lacs+	5,56,834 5 Lacs+	3,99,611 3 Lacs+	5,38,671 5 Lacs+	3,00,398 3 Lacs+
186	Udit Raj	NCT of Delhi	North West Delhi	BJP	46,72,408 46 Lacs+	9,35,384 9 Lacs+	1,50,461 1 Lacs+	11,88,150 11 Lacs+	8,81,166 8 Lacs+	8,35,600 8 Lacs+	6,68,438 6 Lacs+	13,209 13 Thou+
187	Chauhan Devusinh Jesingbhai	Gujarat	Kheda	BJP	46,61,992 46 Lacs+	30,41,623 30 Lacs+	3,70,040 3 Lacs+	2,96,930 2 Lacs+	65,055 65 Thou+	8,73,044 8 Lacs+	15,300 15 Thou+	0
188	Ashok Kumar.K	Tamil Nadu	Krishnagiri	AIADMK	46,55,459 46 Lacs+	94,775 94 Thou+	94,650 94 Thou+	27,15,895 27 Lacs+	69,700 69 Thou+	9,14,164 9 Lacs+	7,66,275 7 Lacs+	0
189	Kamal Nath	Madhya Pradesh	Chhindwara	INC	**46,55,389 46 Lacs+	1,77,725 1 Lacs+	4,01,800 4 Lacs+	5,76,624 5 Lacs+	81,083 81 Thou+	31,26,157 31 Lacs+	**2,92,000 2 Lacs+	0
190	Dr. Harsh Vardhan	NCT of Delhi	Chandni Chowk	BJP	46,52,465 46 Lacs+	23,16,877 23 Lacs+	1,80,961 1 Lacs+	8,09,627 8 Lacs+	4,77,720 4 Lacs+	1,70,875 1 Lacs+	0	6,96,405 6 Lacs+
191	Sushmita Dev	Assam	Silchar	INC	46,48,919 46 Lacs+	7,55,018 7 Lacs+	0	19,69,520 19 Lacs+	49,320 49 Thou+	15,69,957 15 Lacs+	2,70,100 2 Lacs+	35,004 35 Thou+
192	B. B. Patil	Telangana	Zahirabad	TRS	46,36,339 46 Lacs+	3,16,566 3 Lacs+	14,06,739 14 Lacs+	2,49,990 2 Lacs+	4,91,873 4 Lacs+	15,31,575 15 Lacs+	3,21,898 3 Lacs+	3,17,698 3 Lacs+
193	Ajay Nishad	Bihar	Muzaffarpur	BJP	46,19,698 46 Lacs+	11,60,845 11 Lacs+	0	9,87,224 9 Lacs+	2,24,562 2 Lacs+	18,99,335 18 Lacs+	3,01,979 3 Lacs+	45,753 45 Thou+
194	Bahadur Singh	Rajasthan	Bharatpur	BJP	46,15,400 46 Lacs+	3,14,875 3 Lacs+	2,75,362 2 Lacs+	45,870 45 Thou+	4,40,228 4 Lacs+	10,94,900 10 Lacs+	23,08,750 23 Lacs+	1,35,415 1 Lacs+
195	Sumedha Nand Saraswati	Rajasthan	Sikar	BJP	46,14,188 46 Lacs+	9,92,032 9 Lacs+	13,45,675 13 Lacs+	3,12,322 3 Lacs+	10,23,044 10 Lacs+	8,51,400 8 Lacs+	64,715 64 Thou+	25,000 25 Thou+
196	Birendra Kumar Chaudhary	Bihar	Jhanjharpur	BJP	46,11,608 46 Lacs+	**15,54,135 15 Lacs+	**3,80,000 3 Lacs+	**1,49,855 1 Lacs+	0	**6,95,189 6 Lacs+	**15,72,500 15 Lacs+	**2,59,929 2 Lacs+
197	Kirti Vardhan Singh	Uttar Pradesh	Gonda	BJP	46,03,442 46 Lacs+	2,25,807 2 Lacs+	5,91,158 5 Lacs+	0	3,50,157 3 Lacs+	21,14,625 21 Lacs+	3,05,100 3 Lacs+	10,16,445 10 Lacs+

S.No.	Name	State	Constituency	Party	Total expenses declared (Rs.)	Expense incurred on Public Meetings without star (Rs.)	Expense incurred on Public Meetings with star (Rs.)	Expense incurred on campaign materials (Rs.)	Expense incurred on electronic and/or print media (Rs.)	Expense incurred on Vehicles Used (Rs.)	Expenses on campaign workers (Rs.)	Other misc expenses (Rs.)
198	Sher Singh Ghubaya	Punjab	Firozpur	SAD	45,99,995 45 Lacs+	12,44,928 12 Lacs+	11,31,898 11 Lacs+	2,89,135 2 Lacs+	3,11,721 3 Lacs+	8,86,180 8 Lacs+	0	7,36,133 7 Lacs+
199	Tapas Paul	West Bengal	Krishnanagar	AITC	45,98,175 45 Lacs+	27,94,989 27 Lacs+	4,24,931 4 Lacs+	84,500 84 Thou+	0	2,99,755 2 Lacs+	9,94,000 9 Lacs+	0
200	B.V.Nayak	Karnataka	Raichur	INC	45,91,212 45 Lacs+	10,69,956 10 Lacs+	12,12,243 12 Lacs+	0	13,65,613 13 Lacs+	9,30,900 9 Lacs+	0	12,500 12 Thou+
201	Fatepara Devajibhai Govindbhai	Gujarat	Surendranagar	BJP	45,88,392 45 Lacs+	31,80,032 31 Lacs+	5,49,500 5 Lacs+	2,250 2 Thou+	72,740 72 Thou+	1,98,900 1 Lacs+	5,85,000 5 Lacs+	0
202	Gopal Chinayya Shetty	Maharashtra	Mumbai North	BJP	45,80,834 45 Lacs+	31,15,443 31 Lacs+	10,16,113 10 Lacs+	0	38,998 38 Thou+	4,10,280 4 Lacs+	0	0
203	Rajyavardhan Singh Rathore	Rajasthan	Jaipur Rural	BJP	45,73,317 45 Lacs+	17,30,491 17 Lacs+	5,01,277 5 Lacs+	1,56,483 1 Lacs+	9,03,568 9 Lacs+	9,17,360 9 Lacs+	2,97,317 2 Lacs+	66,821 66 Thou+
204	Anupam Hazra	West Bengal	Bolpur	AITC	45,67,288 45 Lacs+	13,21,001 13 Lacs+	4,83,050 4 Lacs+	25,74,435 25 Lacs+	28,700 28 Thou+	1,60,102 1 Lacs+	0	0
205	Anshul Verma	Uttar Pradesh	Hardoi	BJP	45,62,333 45 Lacs+	1,04,245 1 Lacs+	11,55,550 11 Lacs+	5,30,015 5 Lacs+	3,06,813 3 Lacs+	16,66,309 16 Lacs+	6,90,175 6 Lacs+	1,09,226 1 Lacs+
206	Mullappally Ramachandran	Kerala	Vadakara	INC	45,60,648 45 Lacs+	**12,86,000 12 Lacs+	**5,95,000 5 Lacs+	**15,68,541 15 Lacs+	**3,87,819 3 Lacs+	**5,51,400 5 Lacs+	**1,71,888 1 Lacs+	0
207	Alok Sanjar	Madhya Pradesh	Bhopal	BJP	45,60,296 45 Lacs+	0	3,43,649 3 Lacs+	5,53,848 5 Lacs+	38,632 38 Thou+	17,03,800 17 Lacs+	82,300 82 Thou+	18,38,067 18 Lacs+
208	Vijay Sampla	Punjab	Hoshiarpur	BJP	45,59,399 45 Lacs+	32,54,893 32 Lacs+	0	2,44,902 2 Lacs+	7,72,448 7 Lacs+	2,87,356 2 Lacs+	0	0
209	Ashwini Kumar Choubey	Bihar	Buxar	BJP	45,57,948 45 Lacs+	**5,28,600 5 Lacs+	0	**5,17,816 5 Lacs+	**1,43,189 1 Lacs+	**25,74,334 25 Lacs+	0	**7,94,009 7 Lacs+
210	Saumitra Khan	West Bengal	Bishnupur	AITC	45,56,442 45 Lacs+	26,47,717 26 Lacs+	8,31,400 8 Lacs+	5,05,900 5 Lacs+	0	34,000 34 Thou+	5,37,425 5 Lacs+	0
211	A Sampath	Kerala	Attingal	CPI(M)	45,44,870 45 Lacs+	3,20,900 3 Lacs+	0	20,51,625 20 Lacs+	88,208 88 Thou+	16,77,600 16 Lacs+	4,06,537 4 Lacs+	0
212	Gaikwad Sunil Baliram	Maharashtra	Latur	BJP	45,36,045 45 Lacs+	15,35,819 15 Lacs+	1,60,189 1 Lacs+	1,70,750 1 Lacs+	2,38,976 2 Lacs+	8,58,431 8 Lacs+	1,22,880 1 Lacs+	0

S.No.	Name	State	Constituency	Party	Total expenses declared (Rs.)	Expense incurred on Public Meetings without star (Rs.)	Expense incurred on Public Meetings with star (Rs.)	Expense incurred on campaign materials (Rs.)	Expense incurred on electronic and/or print media (Rs.)	Expense incurred on Vehicles Used (Rs.)	Expenses on campaign workers (Rs.)	Other misc expenses (Rs.)
213	Sharad Bansode	Maharashtra	Solapur	BJP	45,35,165 45 Lacs+	10,85,484 10 Lacs+	8,89,300 8 Lacs+	0	15,13,440 15 Lacs+	6,75,500 6 Lacs+	1,69,100 1 Lacs+	2,02,341 2 Lacs+
214	Patel Dilipbhai Manibhai	Gujarat	Anand	BJP	45,33,324 45 Lacs+	**25,64,071 25 Lacs+	**4,63,775 4 Lacs+	0	**1,54,880 1 Lacs+	**12,26,520 12 Lacs+	**6,380 6 Thou+	**1,17,698 1 Lacs+
215	Sadhavi Niranjan Jyoti	Uttar Pradesh	Fatehpur	BJP	45,24,481 45 Lacs+	**99,651 99 Thou+	**7,26,173 7 Lacs+	**3,09,504 3 Lacs+	0	**31,66,543 31 Lacs+	**2,22,610 2 Lacs+	0
216	Bidyut Baran Mahato	Jharkhand	Jamshedpur	BJP	45,23,885 45 Lacs+	6,40,404 6 Lacs+	5,77,480 5 Lacs+	34,144 34 Thou+	4,46,357 4 Lacs+	17,29,800 17 Lacs+	10,95,700 10 Lacs+	0
217	Dr. J. Jayavardhan	Tamil Nadu	Chennai South	AIADMK	45,20,640 45 Lacs+	13,39,255 13 Lacs+	7,88,593 7 Lacs+	0	6,07,792 6 Lacs+	7,65,000 7 Lacs+	10,20,000 10 Lacs+	0
218	Dinesh Kashyap	Chhattisgarh	Bastar	BJP	45,18,888 45 Lacs+	9,53,655 9 Lacs+	5,14,399 5 Lacs+	12,42,161 12 Lacs+	0	12,49,518 12 Lacs+	5,59,155 5 Lacs+	0
219	Rajesh Pandey Urf Guddu	Uttar Pradesh	Kushi Nagar	BJP	45,15,000 45 Lacs+	1,35,415 1 Lacs+	4,34,500 4 Lacs+	0	1,69,809 1 Lacs+	25,11,598 25 Lacs+	12,20,641 12 Lacs+	43,037 43 Thou+
220	Sukhbir Singh Jaunapuria	Rajasthan	Tonk-Sawai Madhopur	BJP	44,99,924 44 Lacs+	3,19,061 3 Lacs+	17,11,297 17 Lacs+	4,52,844 4 Lacs+	11,66,742 11 Lacs+	5,09,063 5 Lacs+	1,26,500 1 Lacs+	2,14,417 2 Lacs+
221	Renuka Sinha	West Bengal	Coochbehar	AITC	44,88,915 44 Lacs+	5,15,605 5 Lacs+	9,76,897 9 Lacs+	28,44,029 28 Lacs+	0	1,12,543 1 Lacs+	27,341 27 Thou+	12,500 12 Thou+
222	Danve Raosaheb Dadarao	Maharashtra	Jalna	BJP	44,62,477 44 Lacs+	13,92,237 13 Lacs+	6,28,411 6 Lacs+	6,19,642 6 Lacs+	4,31,062 4 Lacs+	8,90,615 8 Lacs+	4,84,945 4 Lacs+	25,665 25 Thou+
223	Ganesh Singh	Madhya Pradesh	Satna	BJP	44,62,315 44 Lacs+	13,98,400 13 Lacs+	5,99,880 5 Lacs+	4,000 4 Thou+	2,06,227 2 Lacs+	19,26,764 19 Lacs+	2,93,170 2 Lacs+	33,874 33 Thou+
224	Arka Keshari Deo	Orissa	Kalahandi	BJD	44,58,307 44 Lacs+	1,37,500 1 Lacs+	4,00,819 4 Lacs+	2,66,240 2 Lacs+	0	8,55,000 8 Lacs+	6,84,000 6 Lacs+	21,14,748 21 Lacs+
225	Vijay Kumar Singh	Uttar Pradesh	Ghaziabad	BJP	44,55,388 44 Lacs+	17,73,570 17 Lacs+	4,91,555 4 Lacs+	9,55,322 9 Lacs+	7,97,042 7 Lacs+	4,13,600 4 Lacs+	24,299 24 Thou+	0
226	Dr. Sanjay Jayaswal	Bihar	Paschim Champaran	BJP	44,45,787 44 Lacs+	**20,113 20 Thou+	**2,42,300 2 Lacs+	**3,66,980 3 Lacs+	**1,41,905 1 Lacs+	**26,41,663 26 Lacs+	**4,42,400 4 Lacs+	**5,90,425 5 Lacs+
227	Ranjit Singh Brahmputra	Punjab	Khadoor Sahib	SAD	44,29,980 44 Lacs+	19,66,089 19 Lacs+	10,81,062 10 Lacs+	8,14,662 8 Lacs+	3,20,167 3 Lacs+	2,48,000 2 Lacs+	0	0

S.No.	Name	State	Constituency	Party	Total expenses declared (Rs.)	Expense incurred on Public Meetings without star (Rs.)	Expense incurred on Public Meetings with star (Rs.)	Expense incurred on campaign materials (Rs.)	Expense incurred on electronic and/or print media (Rs.)	Expense incurred on Vehicles Used (Rs.)	Expenses on campaign workers (Rs.)	Other misc expenses (Rs.)
228	Choudhary Mahboob Ali Kaiser	Bihar	Khagaria	LJP	44,27,528 44 Lacs+	1,48,230 1 Lacs+	1,51,000 1 Lacs+	0	99,790 99 Thou+	18,26,554 18 Lacs+	4,69,200 4 Lacs+	17,32,754 17 Lacs+
229	Geete Anant Gangaram	Maharashtra	Raigad	SHS	44,25,016 44 Lacs+	21,22,075 21 Lacs+	2,69,153 2 Lacs+	15,36,166 15 Lacs+	1,11,516 1 Lacs+	2,36,943 2 Lacs+	1,49,163 1 Lacs+	0
230	Dileep Singh Bhuriya	Madhya Pradesh	Ratlam	BJP	43,98,135 43 Lacs+	**2,23,436 2 Lacs+	**8,36,490 8 Lacs+	**4,17,005 4 Lacs+	**1,62,980 1 Lacs+	**23,57,000 23 Lacs+	**2,90,624 2 Lacs+	**1,10,600 1 Lacs+
231	Ramesh Pokhariyal Nishank	Uttarakhand	Hardwar	BJP	43,87,699 43 Lacs+	3,39,860 3 Lacs+	1,27,750 1 Lacs+	13,61,795 13 Lacs+	4,57,538 4 Lacs+	7,43,050 7 Lacs+	3,51,450 3 Lacs+	10,06,256 10 Lacs+
232	Ramesh Bais	Chhattisgarh	Raipur	BJP	43,79,767 43 Lacs+	20,38,080 20 Lacs+	0	17,07,409 17 Lacs+	82,978 82 Thou+	4,52,100 4 Lacs+	99,200 99 Thou+	0
233	Parbhubhai Narbhai Vasava	Gujarat	Bardoli	BJP	43,70,625 43 Lacs+	19,15,458 19 Lacs+	9,70,650 9 Lacs+	74,867 74 Thou+	0	2,90,200 2 Lacs+	0	11,19,450 11 Lacs+
234	Pratima Mondal	West Bengal	Jaynagar	AITC	43,65,885 43 Lacs+	14,24,456 14 Lacs+	3,55,500 3 Lacs+	10,20,090 10 Lacs+	0	95,657 95 Thou+	9,00,000 9 Lacs+	5,70,182 5 Lacs+
235	Natubhai G. Patel	DADRA & NAGAR HAVELI	DADRA & NAGAR HAVELI	BJP	43,64,301 43 Lacs+	28,17,346 28 Lacs+	0	5,95,950 5 Lacs+	2,715 2 Thou+	8,75,090 8 Lacs+	0	60,700 60 Thou+
236	Upendra Kushwaha	Bihar	Karakat	Rashtriya Lok Samta Party	43,48,142 43 Lacs+	11,78,240 11 Lacs+	11,10,707 11 Lacs+	0	41,168 41 Thou+	17,74,720 17 Lacs+	2,18,307 2 Lacs+	25,000 25 Thou+
237	Bharat Singh	Uttar Pradesh	Ballia	BJP	43,32,893 43 Lacs+	8,28,330 8 Lacs+	6,69,174 6 Lacs+	92,600 92 Thou+	6,67,427 6 Lacs+	18,79,012 18 Lacs+	1,96,350 1 Lacs+	0
238	Mukesh Rajput	Uttar Pradesh	Farrukhabad	BJP	43,21,014 43 Lacs+	1,54,789 1 Lacs+	1,60,150 1 Lacs+	3,82,462 3 Lacs+	5,14,323 5 Lacs+	28,14,800 28 Lacs+	13,540 13 Thou+	2,80,950 2 Lacs+
239	A P Jithender Reddy	Telangana	Mahabubnagar	TRS	43,16,478 43 Lacs+	2,57,488 2 Lacs+	3,14,831 3 Lacs+	2,69,806 2 Lacs+	4,62,052 4 Lacs+	13,49,436 13 Lacs+	8,62,500 8 Lacs+	8,00,365 8 Lacs+
240	Senguttuvan, B.	Tamil Nadu	Vellore	AIADMK	43,00,744 43 Lacs+	34,97,894 34 Lacs+	0	0	0	1,20,000 1 Lacs+	5,45,900 5 Lacs+	1,36,950 1 Lacs+
241	Bhabhor Jasvantsinh Sumanbhai	Gujarat	Dahod	BJP	42,94,617 42 Lacs+	26,23,312 26 Lacs+	9,59,252 9 Lacs+	2,13,000 2 Lacs+	1,37,753 1 Lacs+	3,61,300 3 Lacs+	0	0

S.No.	Name	State	Constituency	Party	Total expenses declared (Rs.)	Expense incurred on Public Meetings without star (Rs.)	Expense incurred on Public Meetings with star (Rs.)	Expense incurred on campaign materials (Rs.)	Expense incurred on electronic and/or print media (Rs.)	Expense incurred on Vehicles Used (Rs.)	Expenses on campaign workers (Rs.)	Other misc expenses (Rs.)
242	Nihalchand	Rajasthan	Ganganagar	BJP	42,94,542 42 Lacs+	1,71,455 1 Lacs+	2,87,874 2 Lacs+	5,84,084 5 Lacs+	7,48,559 7 Lacs+	14,16,000 14 Lacs+	10,74,070 10 Lacs+	12,500 12 Thou+
243	Barne Shrirang Chandu	Maharashtra	Maval	SHS	42,79,150 42 Lacs+	22,43,594 22 Lacs+	2,57,370 2 Lacs+	1,01,860 1 Lacs+	1,52,600 1 Lacs+	4,69,800 4 Lacs+	7,49,050 7 Lacs+	3,04,876 3 Lacs+
244	Dinesh Trivedi	West Bengal	Barrackpur	AITC	42,57,180 42 Lacs+	35,76,354 35 Lacs+	2,38,470 2 Lacs+	1,17,786 1 Lacs+	0	2,99,570 2 Lacs+	0	25,000 25 Thou+
245	Chudasama Rajeshbhai Naranbhai	Gujarat	Junagadh	BJP	42,42,390 42 Lacs+	22,06,468 22 Lacs+	1,38,451 1 Lacs+	12,30,633 12 Lacs+	1,75,888 1 Lacs+	2,08,200 2 Lacs+	2,82,750 2 Lacs+	0
246	Riti Pathak	Madhya Pradesh	Sidhi	BJP	42,29,512 42 Lacs+	0	1,16,674 1 Lacs+	2,69,449 2 Lacs+	37,000 37 Thou+	37,65,869 37 Lacs+	7,000 7 Thou+	33,520 33 Thou+
247	Ninong Ering	Arunachal Pradesh	Arunachal East	INC	42,26,374 42 Lacs+	57,000 57 Thou+	8,92,131 8 Lacs+	95,000 95 Thou+	0	10,57,391 10 Lacs+	20,55,075 20 Lacs+	69,777 69 Thou+
248	Dr.Murli Manohar Joshi	Uttar Pradesh	Kanpur	BJP	42,05,388 42 Lacs+	1,76,898 1 Lacs+	6,71,000 6 Lacs+	3,50,090 3 Lacs+	18,68,580 18 Lacs+	6,04,700 6 Lacs+	5,34,120 5 Lacs+	0
249	Radhakrishnan P.	Tamil Nadu	Kanniyakumari	BJP	42,01,680 42 Lacs+	2,07,350 2 Lacs+	4,38,600 4 Lacs+	15,68,800 15 Lacs+	3,51,909 3 Lacs+	14,90,300 14 Lacs+	94,020 94 Thou+	50,701 50 Thou+
250	Janardan Singh Sigrwal	Bihar	Maharajganj	BJP	41,79,928 41 Lacs+	2,17,300 2 Lacs+	8,53,151 8 Lacs+	1,51,780 1 Lacs+	24,446 24 Thou+	21,67,465 21 Lacs+	6,54,956 6 Lacs+	1,10,830 1 Lacs+
251	Suvendu Adhikari	West Bengal	Tamluk	AITC	41,74,743 41 Lacs+	1,91,890 1 Lacs+	2,00,609 2 Lacs+	28,93,760 28 Lacs+	5,70,000 5 Lacs+	1,44,984 1 Lacs+	1,73,500 1 Lacs+	0
252	Savitri Thakur	Madhya Pradesh	Dhar	BJP	41,74,556 41 Lacs+	1,55,550 1 Lacs+	12,81,800 12 Lacs+	6,33,324 6 Lacs+	88,509 88 Thou+	13,26,800 13 Lacs+	5,34,150 5 Lacs+	1,54,423 1 Lacs+
253	Bhagwanth	Karnataka	Bidar	BJP	41,25,745 41 Lacs+	2,56,231 2 Lacs+	5,15,500 5 Lacs+	1,24,430 1 Lacs+	1,28,584 1 Lacs+	29,53,400 29 Lacs+	1,47,600 1 Lacs+	0
254	Ajay Kumar	Uttar Pradesh	Kheri	BJP	41,24,363 41 Lacs+	90,401 90 Thou+	2,42,390 2 Lacs+	4,72,577 4 Lacs+	35,000 35 Thou+	26,89,349 26 Lacs+	5,94,646 5 Lacs+	0
255	Nandkumar Singh Chouhan	Madhya Pradesh	Khandwa	BJP	41,22,421 41 Lacs+	3,74,115 3 Lacs+	4,87,816 4 Lacs+	2,44,085 2 Lacs+	2,50,000 2 Lacs+	26,55,215 26 Lacs+	0	1,11,190 1 Lacs+
256	Manoj Tiwari	NCT of Delhi	North East Delhi	BJP	41,14,851 41 Lacs+	17,54,253 17 Lacs+	1,10,000 1 Lacs+	11,62,228 11 Lacs+	29,070 29 Thou+	5,48,900 5 Lacs+	5,10,400 5 Lacs+	0

S.No.	Name	State	Constituency	Party	Total expenses declared (Rs.)	Expense incurred on Public Meetings without star (Rs.)	Expense incurred on Public Meetings with star (Rs.)	Expense incurred on campaign materials (Rs.)	Expense incurred on electronic and/or print media (Rs.)	Expense incurred on Vehicles Used (Rs.)	Expenses on campaign workers (Rs.)	Other misc expenses (Rs.)
257	Anantkumar Hegde	Karnataka	Uttara Kannada	BJP	41,04,996 41 Lacs+	12,91,843 12 Lacs+	36,000 36 Thou+	7,66,811 7 Lacs+	2,02,720 2 Lacs+	14,95,350 14 Lacs+	2,42,068 2 Lacs+	70,204 70 Thou+
258	P K Sreemathi	Kerala	Kannur	CPI(M)	40,96,957 40 Lacs+	6,58,340 6 Lacs+	2,08,295 2 Lacs+	12,38,494 12 Lacs+	87,635 87 Thou+	16,96,250 16 Lacs+	1,47,259 1 Lacs+	60,684 60 Thou+
259	Raj Kumar Singh	Bihar	Arrah	BJP	40,86,332 40 Lacs+	**2,44,705 2 Lacs+	**6,50,398 6 Lacs+	**5,05,850 5 Lacs+	**3,68,615 3 Lacs+	**14,02,000 14 Lacs+	0	**9,14,764 9 Lacs+
260	Yashwant Singh	Uttar Pradesh	Nagina	BJP	40,69,700 40 Lacs+	5,59,791 5 Lacs+	30,700 30 Thou+	6,03,589 6 Lacs+	22,470 22 Thou+	28,50,150 28 Lacs+	3,000 3 Thou+	0
261	Hukum Singh	Uttar Pradesh	Kairana	BJP	40,68,383 40 Lacs+	12,72,880 12 Lacs+	1,26,100 1 Lacs+	81,868 81 Thou+	1,21,750 1 Lacs+	24,65,785 24 Lacs+	0	0
262	Gawali Bhavana Pundlikrao	Maharashtra	Yavatmal-Washim	SHS	40,65,553 40 Lacs+	6,07,849 6 Lacs+	1,81,017 1 Lacs+	9,77,061 9 Lacs+	6,48,898 6 Lacs+	16,00,701 16 Lacs+	14,720 14 Thou+	35,307 35 Thou+
263	Ramesh Jigajinagi	Karnataka	Bijapur	BJP	40,65,458 40 Lacs+	4,72,240 4 Lacs+	11,75,656 11 Lacs+	44,454 44 Thou+	98,108 98 Thou+	17,55,100 17 Lacs+	3,54,800 3 Lacs+	1,65,100 1 Lacs+
264	Poonam Mahajan Alias Poonam Vajendla Rao	Maharashtra	Mumbai North Central	BJP	40,64,192 40 Lacs+	15,37,228 15 Lacs+	8,77,045 8 Lacs+	8,56,897 8 Lacs+	0	2,35,126 2 Lacs+	5,57,896 5 Lacs+	0
265	P P Choudhary	Rajasthan	Pali	BJP	40,62,383 40 Lacs+	5,79,519 5 Lacs+	8,36,038 8 Lacs+	1,48,976 1 Lacs+	3,11,220 3 Lacs+	19,53,550 19 Lacs+	1,67,000 1 Lacs+	66,079 66 Thou+
266	Vinod Kumar	Uttar Pradesh	Kaushambi	BJP	40,60,827 40 Lacs+	**6,16,432 6 Lacs+	0	**4,90,188 4 Lacs+	**91,066 91 Thou+	**24,37,881 24 Lacs+	0	**4,25,260 4 Lacs+
267	Udhaya Kumar .M	Tamil Nadu	Dindigul	AIADMK	40,57,260 40 Lacs+	4,15,500 4 Lacs+	10,250 10 Thou+	13,01,160 13 Lacs+	0	11,99,750 11 Lacs+	1,77,790 1 Lacs+	9,52,810 9 Lacs+
268	Smt. Kamla Patle	Chhattisgarh	Janjgir-Champa	BJP	40,27,909 40 Lacs+	**8,18,413 8 Lacs+	**3,23,508 3 Lacs+	**1,55,952 1 Lacs+	**2,80,634 2 Lacs+	**15,44,897 15 Lacs+	**7,95,765 7 Lacs+	**1,08,740 1 Lacs+
269	Gadkari Nitin Jairam	Maharashtra	Nagpur	BJP	40,26,079 40 Lacs+	**12,93,227 12 Lacs+	**3,66,496 3 Lacs+	**4,97,192 4 Lacs+	**7,92,283 7 Lacs+	**8,13,938 8 Lacs+	0	**2,62,943 2 Lacs+
270	Kalyan Banerjee	West Bengal	Sreerampur	AITC	40,24,758 40 Lacs+	29,03,373 29 Lacs+	2,46,000 2 Lacs+	1,29,000 1 Lacs+	4,04,147 4 Lacs+	1,42,238 1 Lacs+	2,00,000 2 Lacs+	0

S.No.	Name	State	Constituency	Party	Total expenses declared (Rs.)	Expense incurred on Public Meetings without star (Rs.)	Expense incurred on Public Meetings with star (Rs.)	Expense incurred on campaign materials (Rs.)	Expense incurred on electronic and/or print media (Rs.)	Expense incurred on Vehicles Used (Rs.)	Expenses on campaign workers (Rs.)	Other misc expenses (Rs.)
271	Pannerselvam.V	Tamil Nadu	Salem	AIADMK	40,23,880 40 Lacs+	0	0	28,32,041 28 Lacs+	73,326 73 Thou+	7,90,700 7 Lacs+	13,950 13 Thou+	3,13,863 3 Lacs+
272	Neelam	Uttar Pradesh	Lalganj	BJP	40,23,572 40 Lacs+	10,23,088 10 Lacs+	4,95,768 4 Lacs+	0	1,23,175 1 Lacs+	23,75,282 23 Lacs+	0	0
273	Abhishek Banerjee	West Bengal	Diamond Harbour	AITC	40,14,752 40 Lacs+	7,54,056 7 Lacs+	0	22,57,981 22 Lacs+	0	2,98,879 2 Lacs+	7,03,836 7 Lacs+	0
274	Jagdambika Pal	Uttar Pradesh	Domariyaganj	BJP	**40,14,442 40 Lacs+	**2,90,233 2 Lacs+	**2,17,850 2 Lacs+	0	**90,264 90 Thou+	**29,85,800 29 Lacs+	**4,30,295 4 Lacs+	0
275	Dr. K.C.Patel	Gujarat	Valsad	BJP	40,12,460 40 Lacs+	**28,66,144 28 Lacs+	**6,36,186 6 Lacs+	0	0	**5,02,130 5 Lacs+	**8,000 8 Thou+	0
276	Radha Mohan Singh	Bihar	Purvi Champaran	BJP	40,08,216 40 Lacs+	0	**4,79,952 4 Lacs+	**3,31,500 3 Lacs+	**2,51,678 2 Lacs+	**19,14,350 19 Lacs+	**9,55,556 9 Lacs+	**75,180 75 Thou+
277	Mahesh Giri	NCT of Delhi	East Delhi	BJP	40,06,826 40 Lacs+	15,35,907 15 Lacs+	3,22,161 3 Lacs+	14,31,485 14 Lacs+	3,57,568 3 Lacs+	3,36,910 3 Lacs+	0	22,795 22 Thou+
278	Daddan Mishra	Uttar Pradesh	Shrawasti	BJP	40,00,535 40 Lacs+	2,97,345 2 Lacs+	0	54,253 54 Thou+	2,28,282 2 Lacs+	24,09,381 24 Lacs+	2,92,000 2 Lacs+	4,19,274 4 Lacs+
279	Dr. Banshilal Mahato	Chhattisgarh	Korba	BJP	39,92,344 39 Lacs+	7,67,557 7 Lacs+	20,04,102 20 Lacs+	3,53,249 3 Lacs+	35,606 35 Thou+	8,17,950 8 Lacs+	2,000 2 Thou+	11,880 11 Thou+
280	Parthipan, R.	Tamil Nadu	Theni	AIADMK	39,84,113 39 Lacs+	10,63,721 10 Lacs+	1,14,500 1 Lacs+	8,90,887 8 Lacs+	2,50,000 2 Lacs+	14,03,875 14 Lacs+	2,61,130 2 Lacs+	0
281	Satish Dubey	Bihar	Valmiki Nagar	BJP	39,77,869 39 Lacs+	0	**71,481 71 Thou+	**25,300 25 Thou+	**62,568 62 Thou+	**28,92,643 28 Lacs+	**8,98,441 8 Lacs+	**27,436 27 Thou+
282	C N Jayadevan	Kerala	Thrissur	CPI	39,70,439 39 Lacs+	13,82,629 13 Lacs+	2,50,131 2 Lacs+	14,07,579 14 Lacs+	16,000 16 Thou+	9,14,100 9 Lacs+	0	0
283	Jual Oram	Orissa	Sundargarh	BJP	39,63,064 39 Lacs+	5,26,446 5 Lacs+	6,11,340 6 Lacs+	1,06,880 1 Lacs+	9,796 9 Thou+	3,91,200 3 Lacs+	22,19,000 22 Lacs+	98,402 98 Thou+
284	Abu Hasem Kahn Chowdhury	West Bengal	Maldaha Dakshin	INC	39,59,508 39 Lacs+	22,04,953 22 Lacs+	0	10,19,911 10 Lacs+	2,05,000 2 Lacs+	4,26,969 4 Lacs+	1,02,675 1 Lacs+	0
285	Prakash Hukkeri	Karnataka	Chikkodi	INC	39,55,297 39 Lacs+	6,48,777 6 Lacs+	11,32,662 11 Lacs+	6,63,400 6 Lacs+	0	12,47,700 12 Lacs+	1,84,100 1 Lacs+	78,658 78 Thou+

S.No.	Name	State	Constituency	Party	Total expenses declared (Rs.)	Expense incurred on Public Meetings without star (Rs.)	Expense incurred on Public Meetings with star (Rs.)	Expense incurred on campaign materials (Rs.)	Expense incurred on electronic and/or print media (Rs.)	Expense incurred on Vehicles Used (Rs.)	Expenses on campaign workers (Rs.)	Other misc expenses (Rs.)
286	Nagendra Singh	Madhya Pradesh	Khajuraho	BJP	39,53,082 39 Lacs+	2,49,165 2 Lacs+	6,24,500 6 Lacs+	3,33,317 3 Lacs+	20,000 20 Thou+	25,89,200 25 Lacs+	1,36,900 1 Lacs+	0
287	Shibu Soren	Jharkhand	Dumka	JMM	39,51,666 39 Lacs+	24,92,502 24 Lacs+	2,61,035 2 Lacs+	3,28,110 3 Lacs+	1,02,724 1 Lacs+	2,56,794 2 Lacs+	5,10,500 5 Lacs+	0
288	Deepender Singh	Haryana	Rohtak	INC	39,51,306 39 Lacs+	**1,77,810 1 Lacs+	0	**5,17,900 5 Lacs+	**9,24,859 9 Lacs+	**10,17,400 10 Lacs+	**1,40,724 1 Lacs+	**11,72,913 11 Lacs+
289	Dhotre Sanjay Shyamrao	Maharashtra	Akola	BJP	39,44,490 39 Lacs+	3,13,716 3 Lacs+	2,47,701 2 Lacs+	3,28,213 3 Lacs+	5,99,768 5 Lacs+	15,15,700 15 Lacs+	1,09,587 1 Lacs+	8,29,805 8 Lacs+
290	Rahul Gandhi	Uttar Pradesh	Amethi	INC	39,11,123 39 Lacs+	11,30,755 11 Lacs+	7,94,303 7 Lacs+	7,90,230 7 Lacs+	68,237 68 Thou+	9,64,832 9 Lacs+	1,62,765 1 Lacs+	0
291	Rodmal Nagar	Madhya Pradesh	Rajgarh	BJP	39,06,701 39 Lacs+	22,705 22 Thou+	2,44,962 2 Lacs+	4,05,340 4 Lacs+	4,28,706 4 Lacs+	16,81,740 16 Lacs+	86,930 86 Thou+	10,36,318 10 Lacs+
292	Santosh Gangwar	Uttar Pradesh	Bareilly	BJP	38,96,390 38 Lacs+	75,857 75 Thou+	4,59,046 4 Lacs+	5,50,821 5 Lacs+	9,22,283 9 Lacs+	12,87,446 12 Lacs+	50,000 50 Thou+	5,75,936 5 Lacs+
293	Devendra Singh Urf Bhole Singh	Uttar Pradesh	Akbarpur	BJP	38,93,712 38 Lacs+	4,35,017 4 Lacs+	6,24,000 6 Lacs+	46,556 46 Thou+	2,16,744 2 Lacs+	24,27,879 24 Lacs+	26,164 26 Thou+	1,17,352 1 Lacs+
294	Rakesh Singh Urf Ghanshyam Singh	Madhya Pradesh	Jabalpur	BJP	38,93,044 38 Lacs+	3,80,099 3 Lacs+	5,57,500 5 Lacs+	8,35,235 8 Lacs+	8,15,327 8 Lacs+	10,02,879 10 Lacs+	2,04,750 2 Lacs+	97,254 97 Thou+
295	Sankar Prasad Datta	Tripura	Tripura West	CPI(M)	38,91,863 38 Lacs+	28,75,869 28 Lacs+	0	5,80,345 5 Lacs+	0	57,640 57 Thou+	1,64,630 1 Lacs+	2,13,379 2 Lacs+
296	Jadhav Prataprao Ganpatrao	Maharashtra	Buldhana	SHS	38,91,850 38 Lacs+	6,12,622 6 Lacs+	3,20,042 3 Lacs+	7,64,828 7 Lacs+	11,41,258 11 Lacs+	10,53,100 10 Lacs+	0	0
297	Priyanka Singh Rawat	Uttar Pradesh	Barabanki	BJP	38,80,849 38 Lacs+	2,81,234 2 Lacs+	9,78,938 9 Lacs+	8,98,218 8 Lacs+	0	7,36,800 7 Lacs+	9,72,452 9 Lacs+	13,207 13 Thou+
298	Savitri Bai Foole	Uttar Pradesh	Bahraich	BJP	38,77,128 38 Lacs+	19,24,643 19 Lacs+	1,79,206 1 Lacs+	0	0	11,14,660 11 Lacs+	1,84,558 1 Lacs+	4,74,061 4 Lacs+
299	Nishikant Dubey	Jharkhand	Godda	BJP	38,76,032 38 Lacs+	4,84,721 4 Lacs+	0	1,65,330 1 Lacs+	1,93,409 1 Lacs+	15,80,745 15 Lacs+	14,57,825 14 Lacs+	0

S.No.	Name	State	Constituency	Party	Total expenses declared (Rs.)	Expense incurred on Public Meetings without star (Rs.)	Expense incurred on Public Meetings with star (Rs.)	Expense incurred on campaign materials (Rs.)	Expense incurred on electronic and/or print media (Rs.)	Expense incurred on Vehicles Used (Rs.)	Expenses on campaign workers (Rs.)	Other misc expenses (Rs.)
300	(Maj Gen (Retd.) Bhuwan Chandra Khanduri (Avsm)	Uttarakhand	Garhwal	BJP	38,67,703 38 Lacs+	**18,88,583 18 Lacs+	**1,19,000 1 Lacs+	0	**7,75,952 7 Lacs+	**8,95,501 8 Lacs+	**1,88,667 1 Lacs+	0
301	Harish Chandra	Rajasthan	Dausa	BJP	38,66,655 38 Lacs+	6,00,191 6 Lacs+	7,87,708 7 Lacs+	3,81,875 3 Lacs+	10,10,981 10 Lacs+	9,74,850 9 Lacs+	1,11,050 1 Lacs+	0
302	Anoop Mishra	Madhya Pradesh	Morena	BJP	38,65,939 38 Lacs+	1,69,583 1 Lacs+	4,39,746 4 Lacs+	5,54,716 5 Lacs+	3,22,417 3 Lacs+	21,52,500 21 Lacs+	1,64,723 1 Lacs+	62,254 62 Thou+
303	Sugata Bose	West Bengal	Jadavpur	AITC	38,65,608 38 Lacs+	10,80,325 10 Lacs+	79,684 79 Thou+	16,31,150 16 Lacs+	16,000 16 Thou+	74,880 74 Thou+	4,14,200 4 Lacs+	5,69,369 5 Lacs+
304	D.K.Suresh	Karnataka	Bangalore Rural	INC	38,57,720 38 Lacs+	10,17,540 10 Lacs+	0	4,31,509 4 Lacs+	77,440 77 Thou+	23,28,861 23 Lacs+	0	2,370 2 Thou+
305	Faggan Singh Kulaste	Madhya Pradesh	Mandla	BJP	38,55,421 38 Lacs+	3,63,193 3 Lacs+	5,95,364 5 Lacs+	0	0	22,15,154 22 Lacs+	6,81,710 6 Lacs+	0
306	Dalpat Singh Paraste	Madhya Pradesh	Shahdol	BJP	38,54,052 38 Lacs+	11,05,727 11 Lacs+	1,33,284 1 Lacs+	2,61,358 2 Lacs+	1,22,166 1 Lacs+	19,09,887 19 Lacs+	3,18,830 3 Lacs+	2,800 2 Thou+
307	Adityanath	Uttar Pradesh	Gorakhpur	BJP	38,28,373 38 Lacs+	13,39,110 13 Lacs+	2,74,175 2 Lacs+	3,39,672 3 Lacs+	0	7,50,934 7 Lacs+	6,92,225 6 Lacs+	4,32,256 4 Lacs+
308	Rajkumar Saini	Haryana	Kurukshehra	BJP	38,23,283 38 Lacs+	6,35,330 6 Lacs+	5,61,931 5 Lacs+	1,64,534 1 Lacs+	3,13,349 3 Lacs+	19,58,801 19 Lacs+	91,865 91 Thou+	97,973 97 Thou+
309	Kamlesh Paswan	Uttar Pradesh	Bansgaon	BJP	38,22,106 38 Lacs+	54,884 54 Thou+	1,98,550 1 Lacs+	0	75,144 75 Thou+	26,45,976 26 Lacs+	5,71,960 5 Lacs+	2,75,592 2 Lacs+
310	Choudhury Mohanjatua	West Bengal	Mathurapur	AITC	38,21,118 38 Lacs+	30,55,100 30 Lacs+	3,00,000 3 Lacs+	4,00,000 4 Lacs+	0	66,018 66 Thou+	0	0
311	Kanwar Singh Tanwar	Uttar Pradesh	Amroha	BJP	38,20,742 38 Lacs+	4,46,082 4 Lacs+	6,97,650 6 Lacs+	1,83,936 1 Lacs+	10,02,703 10 Lacs+	10,46,250 10 Lacs+	1,79,372 1 Lacs+	2,64,749 2 Lacs+
312	Maneka Sanjay Gandhi	Uttar Pradesh	Pilibhit	BJP	38,16,118 38 Lacs+	13,19,589 13 Lacs+	2,78,461 2 Lacs+	1,44,036 1 Lacs+	55,860 55 Thou+	17,62,715 17 Lacs+	1,93,107 1 Lacs+	62,350 62 Thou+
313	Bishnu Pada Ray	Andaman & Nicobar Islands	Andaman & Nicobar Islands	BJP	38,15,373 38 Lacs+	12,62,513 12 Lacs+	58,900 58 Thou+	2,08,530 2 Lacs+	1,28,490 1 Lacs+	16,99,144 16 Lacs+	4,57,796 4 Lacs+	0

S.No.	Name	State	Constituency	Party	Total expenses declared (Rs.)	Expense incurred on Public Meetings without star (Rs.)	Expense incurred on Public Meetings with star (Rs.)	Expense incurred on campaign materials (Rs.)	Expense incurred on electronic and/or print media (Rs.)	Expense incurred on Vehicles Used (Rs.)	Expenses on campaign workers (Rs.)	Other misc expenses (Rs.)
314	Suresh Angadi	Karnataka	Belgaum	BJP	38,02,865 38 Lacs+	5,42,841 5 Lacs+	11,22,992 11 Lacs+	4,63,832 4 Lacs+	3,62,400 3 Lacs+	13,10,800 13 Lacs+	0	0
315	Sakuntala Laguri	Orissa	Keonjhar	BJD	38,02,237 38 Lacs+	18,62,720 18 Lacs+	0	1,44,050 1 Lacs+	4,86,999 4 Lacs+	7,39,600 7 Lacs+	3,36,700 3 Lacs+	2,32,168 2 Lacs+
316	Sultan Ahmed	West Bengal	Uluberia	AITC	37,97,663 37 Lacs+	4,18,805 4 Lacs+	4,06,205 4 Lacs+	17,79,751 17 Lacs+	53,456 53 Thou+	4,62,066 4 Lacs+	5,67,821 5 Lacs+	1,09,559 1 Lacs+
317	Ananth Kumar	Karnataka	Bangalore South	BJP	37,94,109 37 Lacs+	8,30,019 8 Lacs+	1,70,000 1 Lacs+	2,00,355 2 Lacs+	3,59,785 3 Lacs+	12,48,900 12 Lacs+	9,55,050 9 Lacs+	30,000 30 Thou+
318	G.M. Siddeshwara	Karnataka	Davanagere	BJP	37,86,976 37 Lacs+	10,54,687 10 Lacs+	2,00,424 2 Lacs+	1,39,033 1 Lacs+	5,95,048 5 Lacs+	15,57,600 15 Lacs+	2,40,050 2 Lacs+	134 1 Hund+
319	Bharathi Mohan R.K	Tamil Nadu	Mayiladuthurai	AIADMK	37,75,835 37 Lacs+	6,81,550 6 Lacs+	0	17,26,175 17 Lacs+	1,28,626 1 Lacs+	10,67,380 10 Lacs+	1,46,160 1 Lacs+	25,944 25 Thou+
320	Virendra Singh	Uttar Pradesh	Bhadohi	BJP	37,75,229 37 Lacs+	8,16,459 8 Lacs+	4,63,970 4 Lacs+	1,65,540 1 Lacs+	1,90,951 1 Lacs+	16,40,600 16 Lacs+	4,72,109 4 Lacs+	25,600 25 Thou+
321	Hariom	Uttar Pradesh	Ambedkar Nagar	BJP	37,68,838 37 Lacs+	4,40,629 4 Lacs+	12,61,936 12 Lacs+	0	0	10,83,500 10 Lacs+	1,54,472 1 Lacs+	8,28,301 8 Lacs+
322	Hari Manjhi	Bihar	Gaya	BJP	37,65,110 37 Lacs+	2,51,905 2 Lacs+	98,890 98 Thou+	5,63,152 5 Lacs+	0	24,51,648 24 Lacs+	10,000 10 Thou+	3,89,515 3 Lacs+
323	Narendra Modi	Uttar Pradesh	Varanasi	BJP	37,62,351 37 Lacs+	9,46,587 9 Lacs+	35,967 35 Thou+	9,41,678 9 Lacs+	3,77,642 3 Lacs+	5,05,907 5 Lacs+	4,62,434 4 Lacs+	4,92,136 4 Lacs+
324	Smt. Meenakshi Lekhi	NCT of Delhi	New Delhi	BJP	37,56,459 37 Lacs+	23,12,598 23 Lacs+	1,50,461 1 Lacs+	0	8,97,500 8 Lacs+	3,95,900 3 Lacs+	0	0
325	Siraj Uddin Ajmal	Assam	Barpeta	AIUDF	37,55,440 37 Lacs+	13,93,634 13 Lacs+	0	5,20,400 5 Lacs+	0	6,45,546 6 Lacs+	11,62,800 11 Lacs+	33,060 33 Thou+
326	Sudhir Gupta	Madhya Pradesh	Mandsour	BJP	37,49,734 37 Lacs+	6,88,275 6 Lacs+	4,06,881 4 Lacs+	6,17,663 6 Lacs+	3,59,455 3 Lacs+	12,32,578 12 Lacs+	4,44,882 4 Lacs+	0
327	P.C. Gaddigoudar	Karnataka	Bagalkot	BJP	37,44,434 37 Lacs+	7,25,323 7 Lacs+	6,94,403 6 Lacs+	1,45,836 1 Lacs+	0	12,66,240 12 Lacs+	9,12,632 9 Lacs+	0
328	Rajiv Pratap Rudy	Bihar	Saran	BJP	37,33,967 37 Lacs+	36,19,719 36 Lacs+	0	0	1,14,248 1 Lacs+	0	0	0

S.No.	Name	State	Constituency	Party	Total expenses declared (Rs.)	Expense incurred on Public Meetings without star (Rs.)	Expense incurred on Public Meetings with star (Rs.)	Expense incurred on campaign materials (Rs.)	Expense incurred on electronic and/or print media (Rs.)	Expense incurred on Vehicles Used (Rs.)	Expenses on campaign workers (Rs.)	Other misc expenses (Rs.)
329	Balka Suman	Telangana	Peddapalle	TRS	37,32,293 37 Lacs+	0	43,756 43 Thou+	2,69,000 2 Lacs+	24,72,022 24 Lacs+	1,23,955 1 Lacs+	8,23,560 8 Lacs+	0
330	Shailesh Kumar Urph Bulu Mandal	Bihar	Bhagalpur	RJD	37,31,236 37 Lacs+	**6,85,983 6 Lacs+	**5,73,990 5 Lacs+	**5,62,874 5 Lacs+	0	**17,56,168 17 Lacs+	**1,34,458 1 Lacs+	**17,763 17 Thou+
331	C R Choudhary	Rajasthan	Nagaur	BJP	37,14,237 37 Lacs+	1,47,140 1 Lacs+	10,38,264 10 Lacs+	7,39,941 7 Lacs+	8,25,421 8 Lacs+	8,14,400 8 Lacs+	1,49,071 1 Lacs+	0
332	Kirit Somaiya	Maharashtra	Mumbai North East	BJP	37,12,776 37 Lacs+	11,40,087 11 Lacs+	8,77,045 8 Lacs+	0	5,48,149 5 Lacs+	4,61,563 4 Lacs+	1,45,841 1 Lacs+	5,40,091 5 Lacs+
333	Raghav Lakhanspal	Uttar Pradesh	Saharanpur	BJP	37,12,582 37 Lacs+	4,54,716 4 Lacs+	82,870 82 Thou+	14,98,893 14 Lacs+	5,06,614 5 Lacs+	11,69,489 11 Lacs+	0	0
334	Radheshyam Biswas	Assam	Karimganj	AIUDF	37,08,496 37 Lacs+	**2,18,367 2 Lacs+	**5,11,600 5 Lacs+	**7,31,012 7 Lacs+	0	**9,39,957 9 Lacs+	**12,85,560 12 Lacs+	**22,000 22 Thou+
335	Inderjit Singh	Haryana	Gurgaon	BJP	37,05,824 37 Lacs+	2,23,391 2 Lacs+	8,25,386 8 Lacs+	3,07,210 3 Lacs+	5,42,664 5 Lacs+	17,05,100 17 Lacs+	0	1,02,073 1 Lacs+
336	Vinayak Bhaurao Raut	Maharashtra	Ratnagiri Sindhudurg	SHS	37,04,171 37 Lacs+	18,32,615 18 Lacs+	2,72,809 2 Lacs+	2,91,611 2 Lacs+	1,69,406 1 Lacs+	11,22,600 11 Lacs+	15,130 15 Thou+	0
337	Ravindra Kumar Pandey	Jharkhand	Giridih	BJP	36,89,493 36 Lacs+	31,436 31 Thou+	4,58,389 4 Lacs+	4,84,744 4 Lacs+	1,20,567 1 Lacs+	15,39,736 15 Lacs+	4,91,599 4 Lacs+	5,63,022 5 Lacs+
338	Rattan Lal Kataria	Haryana	Ambala	BJP	36,88,844 36 Lacs+	**8,99,982 8 Lacs+	**4,06,469 4 Lacs+	**6,55,451 6 Lacs+	**3,12,975 3 Lacs+	**7,24,959 7 Lacs+	**6,89,008 6 Lacs+	0
339	Dr. Kakali Ghosh-dostidar	West Bengal	Barasat	AITC	36,75,157 36 Lacs+	32,37,118 32 Lacs+	3,14,208 3 Lacs+	0	20,000 20 Thou+	78,831 78 Thou+	0	25,000 25 Thou+
340	Pinaki Mishra	Orissa	Puri	BJD	36,68,197 36 Lacs+	13,84,891 13 Lacs+	3,17,960 3 Lacs+	10,01,811 10 Lacs+	4,47,343 4 Lacs+	1,83,426 1 Lacs+	2,45,493 2 Lacs+	87,273 87 Thou+
341	Rabindra Kumar Jena	Orissa	Balasore	BJD	36,67,162 36 Lacs+	16,54,427 16 Lacs+	5,02,109 5 Lacs+	8,12,317 8 Lacs+	3,71,159 3 Lacs+	3,27,150 3 Lacs+	0	0
342	Vikram Usendi	Chhattisgarh	Kanker	BJP	36,55,114 36 Lacs+	6,62,803 6 Lacs+	5,79,386 5 Lacs+	8,00,600 8 Lacs+	0	11,85,500 11 Lacs+	4,18,825 4 Lacs+	8,000 8 Thou+
343	Anil Shirole	Maharashtra	Pune	BJP	36,54,011 36 Lacs+	6,09,202 6 Lacs+	7,02,125 7 Lacs+	7,26,605 7 Lacs+	2,65,939 2 Lacs+	6,20,300 6 Lacs+	7,29,840 7 Lacs+	0

S.No.	Name	State	Constituency	Party	Total expenses declared (Rs.)	Expense incurred on Public Meetings without star (Rs.)	Expense incurred on Public Meetings with star (Rs.)	Expense incurred on campaign materials (Rs.)	Expense incurred on electronic and/or print media (Rs.)	Expense incurred on Vehicles Used (Rs.)	Expenses on campaign workers (Rs.)	Other misc expenses (Rs.)
344	K H Muniyappa	Karnataka	Kolar	INC	36,34,108 36 Lacs+	7,96,387 7 Lacs+	0	0	10,01,571 10 Lacs+	14,01,000 14 Lacs+	1,34,050 1 Lacs+	3,01,100 3 Lacs+
345	Dr.Dharam Vira Gandhi	Punjab	Patiala	AAP	36,15,549 36 Lacs+	**7,41,473 7 Lacs+	0	0	**80,630 80 Thou+	**7,45,673 7 Lacs+	**50,500 50 Thou+	**40,250 40 Thou+
346	Kalikes Narayan Singh Deo	Orissa	Bolangir	BJD	36,15,198 36 Lacs+	4,96,650 4 Lacs+	8,19,386 8 Lacs+	7,44,915 7 Lacs+	1,447 1 Thou+	7,48,400 7 Lacs+	8,03,300 8 Lacs+	1,100 1 Thou+
347	Dr. Virendra Kumar	Madhya Pradesh	Tikamgarh	BJP	36,00,230 36 Lacs+	9,000 9 Thou+	3,38,553 3 Lacs+	5,05,122 5 Lacs+	0	21,36,555 21 Lacs+	4,52,000 4 Lacs+	1,59,000 1 Lacs+
348	Babul Supriya Boral (Babul Supriyo)	West Bengal	Asansol	BJP	35,86,332 35 Lacs+	6,28,560 6 Lacs+	10,61,916 10 Lacs+	3,09,100 3 Lacs+	9,22,796 9 Lacs+	1,12,900 1 Lacs+	5,00,960 5 Lacs+	50,100 50 Thou+
349	Jyoti Dhurve	Madhya Pradesh	Betul	BJP	35,72,185 35 Lacs+	8,43,930 8 Lacs+	5,35,988 5 Lacs+	5,34,020 5 Lacs+	0	15,11,557 15 Lacs+	1,05,000 1 Lacs+	41,690 41 Thou+
350	Dushyant Chau-tala	Haryana	Hisar	INLD	35,66,081 35 Lacs+	0	1,45,483 1 Lacs+	0	3,27,543 3 Lacs+	16,62,202 16 Lacs+	0	14,30,853 14 Lacs+
351	Rajendra Agar-wal	Uttar Pradesh	Meerut	BJP	35,41,142 35 Lacs+	**65,759 65 Thou+	0	**10,96,630 10 Lacs+	**91,633 91 Thou+	**6,41,525 6 Lacs+	**9,69,825 9 Lacs+	**6,75,770 6 Lacs+
352	Harinarayan Rajbhar	Uttar Pradesh	Ghosi	BJP	35,41,000 35 Lacs+	1,16,195 1 Lacs+	6,90,705 6 Lacs+	1,92,000 1 Lacs+	1,76,415 1 Lacs+	20,87,600 20 Lacs+	1,15,000 1 Lacs+	1,63,085 1 Lacs+
353	Maresh Sharma	Uttar Pradesh	Gautam Bud-hha Nagar	BJP	35,37,669 35 Lacs+	28,561 28 Thou+	2,47,430 2 Lacs+	3,73,082 3 Lacs+	1,93,529 1 Lacs+	11,92,299 11 Lacs+	2,12,968 2 Lacs+	12,89,800 12 Lacs+
354	Santokh Singh Chaudhary	Punjab	Jalandhar	INC	35,32,385 35 Lacs+	28,57,571 28 Lacs+	5,650 5 Thou+	0	2,28,624 2 Lacs+	4,40,540 4 Lacs+	0	0
355	Mekapati Ra-jamohan Reddy	Andhra Pradesh	Nellore	YSRCP	35,32,333 35 Lacs+	3,51,400 3 Lacs+	0	3,39,375 3 Lacs+	2,64,215 2 Lacs+	10,10,846 10 Lacs+	77,500 77 Thou+	14,88,997 14 Lacs+
356	Kunwar Bharten-dra	Uttar Pradesh	Bijnor	BJP	35,31,059 35 Lacs+	9,05,822 9 Lacs+	20,000 20 Thou+	5,56,410 5 Lacs+	4,80,820 4 Lacs+	14,82,961 14 Lacs+	60,000 60 Thou+	25,045 25 Thou+
357	Dimple Yadav	Uttar Pradesh	Kannauj	SP	35,28,861 35 Lacs+	35,450 35 Thou+	2,55,930 2 Lacs+	3,84,588 3 Lacs+	1,36,212 1 Lacs+	24,42,677 24 Lacs+	1,05,000 1 Lacs+	1,69,004 1 Lacs+
358	Nityanand Rai	Bihar	Ujjiarpur	BJP	35,06,023 35 Lacs+	16,494 16 Thou+	2,20,153 2 Lacs+	5,97,843 5 Lacs+	1,65,406 1 Lacs+	16,20,200 16 Lacs+	6,59,500 6 Lacs+	2,26,427 2 Lacs+

S.No.	Name	State	Constituency	Party	Total expenses declared (Rs.)	Expense incurred on Public Meetings without star (Rs.)	Expense incurred on Public Meetings with star (Rs.)	Expense incurred on campaign materials (Rs.)	Expense incurred on electronic and/or print media (Rs.)	Expense incurred on Vehicles Used (Rs.)	Expenses on campaign workers (Rs.)	Other misc expenses (Rs.)
359	Sumitra Mahajan	Madhya Pradesh	Indore	BJP	35,01,385 35 Lacs+	7,27,386 7 Lacs+	5,15,335 5 Lacs+	4,88,783 4 Lacs+	5,32,477 5 Lacs+	8,69,811 8 Lacs+	3,48,790 3 Lacs+	25,487 25 Thou+
360	Thambidurai.M	Tamil Nadu	Karur	AIADMK	34,90,684 34 Lacs+	15,99,183 15 Lacs+	1,82,950 1 Lacs+	83,923 83 Thou+	5,65,278 5 Lacs+	10,50,350 10 Lacs+	9,000 9 Thou+	0
361	Santosh Kumar	Bihar	Purnia	JD(U)	34,87,060 34 Lacs+	3,67,675 3 Lacs+	8,81,136 8 Lacs+	12,23,638 12 Lacs+	0	7,13,700 7 Lacs+	3,00,911 3 Lacs+	0
362	Bhamare Subhash Ramrao	Maharashtra	Dhule	BJP	34,73,111 34 Lacs+	7,21,667 7 Lacs+	7,14,260 7 Lacs+	0	7,49,360 7 Lacs+	10,22,929 10 Lacs+	2,64,895 2 Lacs+	0
363	Dharmendra Yadav	Uttar Pradesh	Badaun	SP	34,63,869 34 Lacs+	**11,71,226 11 Lacs+	0	**2,90,717 2 Lacs+	**2,83,474 2 Lacs+	**14,92,533 14 Lacs+	**2,25,919 2 Lacs+	0
364	Chintamani Malviya	Madhya Pradesh	Ujjain	BJP	34,58,483 34 Lacs+	3,38,357 3 Lacs+	5,62,734 5 Lacs+	6,39,141 6 Lacs+	2,38,361 2 Lacs+	11,71,335 11 Lacs+	2,87,360 2 Lacs+	2,21,195 2 Lacs+
365	Janardan Mishra	Madhya Pradesh	Rewa	BJP	34,52,402 34 Lacs+	19,500 19 Thou+	4,29,600 4 Lacs+	4,39,092 4 Lacs+	58,818 58 Thou+	17,76,931 17 Lacs+	5,64,790 5 Lacs+	1,63,671 1 Lacs+
366	H.D. Devegowda	Karnataka	Hassan	JD(S)	34,51,810 34 Lacs+	6,76,538 6 Lacs+	0	1,95,537 1 Lacs+	6,65,856 6 Lacs+	10,46,218 10 Lacs+	0	8,67,661 8 Lacs+
367	Nanabhau Falgunrao Patole	Maharashtra	Bhandara-Gondiya	BJP	34,48,188 34 Lacs+	52,734 52 Thou+	3,00,925 3 Lacs+	6,07,835 6 Lacs+	27,056 27 Thou+	18,75,858 18 Lacs+	5,83,780 5 Lacs+	0
368	Kunwar Pushpendra Singh	Uttar Pradesh	Hamirpur	BJP	34,39,577 34 Lacs+	**1,22,645 1 Lacs+	**5,41,947 5 Lacs+	**2,13,811 2 Lacs+	**25,472 25 Thou+	**24,35,899 24 Lacs+	**72,380 72 Thou+	**27,423 27 Thou+
369	M.Chandrakasi	Tamil Nadu	Chidambaram	AIADMK	34,27,925 34 Lacs+	13,73,080 13 Lacs+	0	8,12,350 8 Lacs+	1,88,100 1 Lacs+	7,75,500 7 Lacs+	0	2,78,895 2 Lacs+
370	Sushma Swaraj	Madhya Pradesh	Vidisha	BJP	34,22,853 34 Lacs+	4,39,568 4 Lacs+	3,49,429 3 Lacs+	9,44,934 9 Lacs+	8,648 8 Thou+	12,59,825 12 Lacs+	0	4,20,449 4 Lacs+
371	Lal Krishna Advani	Gujarat	Gandhinagar	BJP	34,13,079 34 Lacs+	**11,10,745 11 Lacs+	**3,73,535 3 Lacs+	**3,13,742 3 Lacs+	0	**5,12,319 5 Lacs+	**7,14,635 7 Lacs+	**3,88,109 3 Lacs+
372	Subhash Chandra Baheria	Rajasthan	Bhilwara	BJP	33,77,931 33 Lacs+	3,20,745 3 Lacs+	12,43,657 12 Lacs+	6,77,135 6 Lacs+	0	2,94,000 2 Lacs+	2,22,550 2 Lacs+	6,19,853 6 Lacs+
373	Om Birla	Rajasthan	Kota	BJP	33,64,982 33 Lacs+	10,82,240 10 Lacs+	1,02,217 1 Lacs+	3,78,874 3 Lacs+	2,62,903 2 Lacs+	12,25,550 12 Lacs+	76,155 76 Thou+	2,37,043 2 Lacs+

S.No.	Name	State	Constituency	Party	Total expenses declared (Rs.)	Expense incurred on Public Meetings without star (Rs.)	Expense incurred on Public Meetings with star (Rs.)	Expense incurred on campaign materials (Rs.)	Expense incurred on electronic and/or print media (Rs.)	Expense incurred on Vehicles Used (Rs.)	Expenses on campaign workers (Rs.)	Other misc expenses (Rs.)
374	Pandula Ravindra Babu	Andhra Pradesh	Amalapuram	TDP	33,63,499 33 Lacs+	7,01,299 7 Lacs+	3,880 3 Thou+	4,17,120 4 Lacs+	3,32,100 3 Lacs+	15,00,800 15 Lacs+	4,08,300 4 Lacs+	0
375	Thupstan Chhewang	Jammu & Kashmir	Ladakh	BJP	33,61,768 33 Lacs+	12,98,820 12 Lacs+	0	26,566 26 Thou+	0	19,90,782 19 Lacs+	45,600 45 Thou+	0
376	Dr. Bholu Singh	Uttar Pradesh	Bulandshahr	BJP	33,48,367 33 Lacs+	1,94,285 1 Lacs+	0	1,16,854 1 Lacs+	1,49,634 1 Lacs+	25,03,700 25 Lacs+	3,48,895 3 Lacs+	34,999 34 Thou+
377	Mausam Noor	West Bengal	Maldaha Uttar	INC	33,28,863 33 Lacs+	9,76,809 9 Lacs+	1,67,160 1 Lacs+	17,86,438 17 Lacs+	0	3,17,566 3 Lacs+	80,890 80 Thou+	0
378	Ashok Kumar Doharey	Uttar Pradesh	Etawah	BJP	33,23,576 33 Lacs+	0	4,99,436 4 Lacs+	0	1,16,345 1 Lacs+	13,08,425 13 Lacs+	0	13,99,370 13 Lacs+
379	Krishan Pal	Haryana	Faridabad	BJP	33,22,657 33 Lacs+	0	0	8,77,753 8 Lacs+	9,96,736 9 Lacs+	11,55,713 11 Lacs+	2,24,598 2 Lacs+	67,857 67 Thou+
380	Uma Saren	West Bengal	Jhargram	AITC	33,19,250 33 Lacs+	14,56,575 14 Lacs+	3,76,050 3 Lacs+	10,90,250 10 Lacs+	0	97,600 97 Thou+	2,86,175 2 Lacs+	12,600 12 Thou+
381	Narendra Singh Tomar	Madhya Pradesh	Gwalior	BJP	33,14,590 33 Lacs+	4,00,296 4 Lacs+	22,980 22 Thou+	10,67,143 10 Lacs+	8,81,981 8 Lacs+	7,59,600 7 Lacs+	1,57,590 1 Lacs+	25,000 25 Thou+
382	Bijoy Chandra Barman	West Bengal	Jaipalguri	AITC	33,14,002 33 Lacs+	16,83,714 16 Lacs+	14,25,838 14 Lacs+	0	0	64,450 64 Thou+	1,40,000 1 Lacs+	0
383	Chhote Lal	Uttar Pradesh	Robertsganj	BJP	33,09,352 33 Lacs+	1,73,299 1 Lacs+	5,73,789 5 Lacs+	1,20,801 1 Lacs+	56,412 56 Thou+	22,71,911 22 Lacs+	1,13,140 1 Lacs+	0
384	Prahalad Singh Patel	Madhya Pradesh	Damoh	BJP	33,00,734 33 Lacs+	3,08,226 3 Lacs+	2,99,384 2 Lacs+	5,68,357 5 Lacs+	20,770 20 Thou+	15,81,959 15 Lacs+	2,51,142 2 Lacs+	2,70,900 2 Lacs+
385	Shah Tariq Anwar	Bihar	Katihar	NCP	32,88,238 32 Lacs+	67,862 67 Thou+	1,09,000 1 Lacs+	3,11,576 3 Lacs+	2,97,550 2 Lacs+	15,80,914 15 Lacs+	6,79,000 6 Lacs+	2,42,336 2 Lacs+
386	Konakalla Narayana Rao	Andhra Pradesh	Machilipatnam	TDP	32,82,890 32 Lacs+	0	4,73,658 4 Lacs+	1,74,400 1 Lacs+	2,04,846 2 Lacs+	13,12,316 13 Lacs+	5,24,585 5 Lacs+	5,93,085 5 Lacs+
387	Malyadri Sriram	Andhra Pradesh	Bapatla	TDP	32,74,023 32 Lacs+	0	0	**2,82,555 2 Lacs+	**2,12,000 2 Lacs+	**5,69,003 5 Lacs+	**14,08,640 14 Lacs+	**8,01,825 8 Lacs+
388	M Veerappa Moily	Karnataka	Chikkballapur	INC	32,48,462 32 Lacs+	7,57,249 7 Lacs+	0	11,934 11 Thou+	0	24,79,279 24 Lacs+	0	0

S.No.	Name	State	Constituency	Party	Total expenses declared (Rs.)	Expense incurred on Public Meetings without star (Rs.)	Expense incurred on Public Meetings with star (Rs.)	Expense incurred on campaign materials (Rs.)	Expense incurred on electronic and/or print media (Rs.)	Expense incurred on Vehicles Used (Rs.)	Expenses on campaign workers (Rs.)	Other misc expenses (Rs.)
389	Kalvakuntla Chandrashekar Rao	Telangana	Medak	TRS	32,28,840 32 Lacs+	38,537 38 Thou+	28,21,152 28 Lacs+	30,000 30 Thou+	93,686 93 Thou+	1,95,465 1 Lacs+	50,000 50 Thou+	0
390	Adv. Narendra Keshav Sawaiakar	Goa	South Goa	BJP	32,23,261 32 Lacs+	6,81,544 6 Lacs+	0	97,727 97 Thou+	18,07,570 18 Lacs+	3,86,100 3 Lacs+	1,91,375 1 Lacs+	58,945 58 Thou+
391	Chhedi Paswan	Bihar	Sasaram	BJP	32,18,439 32 Lacs+	2,100 2 Thou+	2,02,945 2 Lacs+	0	1,21,313 1 Lacs+	20,38,937 20 Lacs+	5,14,600 5 Lacs+	3,38,546 3 Lacs+
392	Kunwar Sarvesh Kumar	Uttar Pradesh	Moradabad	BJP	32,16,656 32 Lacs+	1,56,620 1 Lacs+	33,300 33 Thou+	3,80,381 3 Lacs+	0	24,06,932 24 Lacs+	3,03,733 3 Lacs+	25,390 25 Thou+
393	Vishnu Dayal Ram	Jharkhand	Palamau	BJP	32,07,401 32 Lacs+	3,49,023 3 Lacs+	0	4,46,307 4 Lacs+	3,01,300 3 Lacs+	14,13,461 14 Lacs+	6,97,310 6 Lacs+	0
394	Ravindra Kushawaha	Uttar Pradesh	Salempur	BJP	32,03,231 32 Lacs+	4,73,145 4 Lacs+	2,63,775 2 Lacs+	1,56,400 1 Lacs+	41,443 41 Thou+	14,93,468 14 Lacs+	7,75,000 7 Lacs+	0
395	Shripad Yesso Naik	Goa	North Goa	BJP	32,01,042 32 Lacs+	8,73,159 8 Lacs+	0	3,89,344 3 Lacs+	14,42,317 14 Lacs+	2,67,956 2 Lacs+	1,96,075 1 Lacs+	32,190 32 Thou+
396	Tapas Mandal	West Bengal	Ranaghat	AITC	31,95,819 31 Lacs+	20,73,019 20 Lacs+	5,66,700 5 Lacs+	5,15,800 5 Lacs+	0	27,800 27 Thou+	0	12,500 12 Thou+
397	Bhagirath Prasad	Madhya Pradesh	Bhind	BJP	31,95,053 31 Lacs+	4,196 4 Thou+	1,90,500 1 Lacs+	1,32,954 1 Lacs+	1,000 1 Thou+	25,79,761 25 Lacs+	1,28,260 1 Lacs+	1,58,382 1 Lacs+
398	Ramesh Kaushik	Haryana	Sonipat	BJP	31,91,998 31 Lacs+	1,41,140 1 Lacs+	5,76,532 5 Lacs+	7,83,215 7 Lacs+	32,584 32 Thou+	12,06,763 12 Lacs+	67,200 67 Thou+	3,84,564 3 Lacs+
399	Chandra Prakash	Rajasthan	Chittorgarh	BJP	31,90,664 31 Lacs+	3,11,511 3 Lacs+	3,32,525 3 Lacs+	5,57,456 5 Lacs+	1,59,602 1 Lacs+	2,77,793 2 Lacs+	12,12,500 12 Lacs+	3,39,277 3 Lacs+
400	Sanganna A. Karadi	KARNA-TAKA	KOPPAL	BJP	31,83,078 31 Lacs+	**87,500 87 Thou+	**5,42,958 5 Lacs+	**2,59,160 2 Lacs+	0	**19,14,346 19 Lacs+	**20,800 20 Thou+	**3,58,314 3 Lacs+
401	Chavan Harish-chandra Deoram	Maharashtra	Dindori	BJP	31,76,036 31 Lacs+	1,79,984 1 Lacs+	8,74,404 8 Lacs+	7,30,173 7 Lacs+	2,40,344 2 Lacs+	7,61,256 7 Lacs+	2,82,540 2 Lacs+	1,07,335 1 Lacs+
402	Dr. Narsaiah Boora	Telangana	Bhongir	TRS	31,49,937 31 Lacs+	13,850 13 Thou+	15,23,620 15 Lacs+	2,57,330 2 Lacs+	6,61,187 6 Lacs+	6,00,100 6 Lacs+	93,850 93 Thou+	0
403	Rajesh Kumar Singh	Uttar Pradesh	Sitapur	BJP	31,46,640 31 Lacs+	1,78,963 1 Lacs+	3,85,331 3 Lacs+	3,48,025 3 Lacs+	72,631 72 Thou+	18,59,595 18 Lacs+	2,15,735 2 Lacs+	86,359 86 Thou+

S.No.	Name	State	Constituency	Party	Total expenses declared (Rs.)	Expense incurred on Public Meetings without star (Rs.)	Expense incurred on Public Meetings with star (Rs.)	Expense incurred on campaign materials (Rs.)	Expense incurred on electronic and/or print media (Rs.)	Expense incurred on Vehicles Used (Rs.)	Expenses on campaign workers (Rs.)	Other misc expenses (Rs.)
404	Kaushal Kishore	Uttar Pradesh	Mohanlal-ganj	BJP	**31,35,895 31 Lacs+	1,96,120 1 Lacs+	3,93,050 3 Lacs+	1,83,500 1 Lacs+	0	19,08,463 19 Lacs+	3,09,900 3 Lacs+	1,44,862 1 Lacs+
405	Adhir Ranjan Chowdhury	West Bengal	Baharampur	INC	31,30,585 31 Lacs+	8,46,900 8 Lacs+	0	6,42,360 6 Lacs+	40,000 40 Thou+	6,14,100 6 Lacs+	7,90,750 7 Lacs+	1,96,475 1 Lacs+
406	Ajay Tamta	Uttara-khand	Almora	BJP	31,21,404 31 Lacs+	4,50,470 4 Lacs+	5,20,219 5 Lacs+	6,08,673 6 Lacs+	1,13,504 1 Lacs+	10,65,700 10 Lacs+	0	3,62,838 3 Lacs+
407	Radhakrishnan	TAMIL NADU	VIRUDHUNA-GAR	AIADMK	31,18,960 31 Lacs+	8,17,510 8 Lacs+	66,000 66 Thou+	60,000 60 Thou+	3,75,300 3 Lacs+	15,27,850 15 Lacs+	2,47,300 2 Lacs+	25,000 25 Thou+
408	Paresh Dahyalal Rawal	Gujarat	Ahmedabad East	BJP	31,14,331 31 Lacs+	15,16,677 15 Lacs+	1,59,700 1 Lacs+	4,26,961 4 Lacs+	0	3,15,956 3 Lacs+	3,37,120 3 Lacs+	3,57,917 3 Lacs+
409	Krupal Balaji Tumane	Maha-rashtra	Ramtek	SHS	31,10,930 31 Lacs+	8,54,031 8 Lacs+	1,71,975 1 Lacs+	6,22,306 6 Lacs+	5,35,696 5 Lacs+	9,26,922 9 Lacs+	0	0
410	Bhola Singh	Bihar	Begusarai	BJP	30,94,184 30 Lacs+	15,24,689 15 Lacs+	0	0	6,34,145 6 Lacs+	9,35,350 9 Lacs+	0	0
411	Pr Senthilnathan	Tamil Nadu	Sivaganga	AIADMK	30,91,939 30 Lacs+	4,00,320 4 Lacs+	0	0	5,81,938 5 Lacs+	18,48,400 18 Lacs+	2,34,250 2 Lacs+	27,031 27 Thou+
412	Prathap Simha	Karnataka	Mysore	BJP	30,83,447 30 Lacs+	6,78,438 6 Lacs+	10,45,044 10 Lacs+	3,58,165 3 Lacs+	17,400 17 Thou+	6,91,400 6 Lacs+	2,93,000 2 Lacs+	0
413	Prof. Sadhu Singh	Punjab	Faridkot	AAP	30,76,041 30 Lacs+	9,44,350 9 Lacs+	74,750 74 Thou+	11,04,240 11 Lacs+	1,44,664 1 Lacs+	7,76,796 7 Lacs+	0	31,239 31 Thou+
414	Ranjeet Ranjan	Bihar	Supaul	INC	30,74,639 30 Lacs+	0	2,71,766 2 Lacs+	0	6,85,896 6 Lacs+	13,72,994 13 Lacs+	4,28,100 4 Lacs+	3,15,882 3 Lacs+
415	Kalraj Mishra	Uttar Pradesh	Deoria	BJP	30,74,161 30 Lacs+	2,02,394 2 Lacs+	6,76,301 6 Lacs+	3,02,856 3 Lacs+	41,307 41 Thou+	11,36,390 11 Lacs+	4,99,240 4 Lacs+	2,16,173 2 Lacs+
416	R. Gopala krishnan	Tamil Nadu	Madurai	AIADMK	30,72,843 30 Lacs+	9,80,074 9 Lacs+	2,66,000 2 Lacs+	2,45,499 2 Lacs+	4,28,630 4 Lacs+	4,62,000 4 Lacs+	6,65,640 6 Lacs+	25,000 25 Thou+
417	Sonia Gandhi	Uttar Pradesh	Rae Bareilly	INC	30,60,120 30 Lacs+	7,45,334 7 Lacs+	6,26,549 6 Lacs+	10,32,177 10 Lacs+	0	4,33,270 4 Lacs+	1,60,916 1 Lacs+	0
418	Krishna Raj	Uttar Pradesh	Shahjahan-pur	BJP	30,57,231 30 Lacs+	21,700 21 Thou+	1,15,874 1 Lacs+	3,97,095 3 Lacs+	1,76,497 1 Lacs+	21,58,260 21 Lacs+	1,47,800 1 Lacs+	40,005 40 Thou+

S.No.	Name	State	Constituency	Party	Total expenses declared (Rs.)	Expense incurred on Public Meetings without star (Rs.)	Expense incurred on Public Meetings with star (Rs.)	Expense incurred on campaign materials (Rs.)	Expense incurred on electronic and/or print media (Rs.)	Expense incurred on Vehicles Used (Rs.)	Expenses on campaign workers (Rs.)	Other misc expenses (Rs.)
419	P.KUMAR S/O Palanivel	TAMIL NADU	TIRUCHIRAPPALLI	AIADMK	30,53,264 30 Lacs+	0	1,84,900 1 Lacs+	11,45,450 11 Lacs+	4,11,394 4 Lacs+	10,85,650 10 Lacs+	1,36,315 1 Lacs+	89,555 89 Thou+
420	Charanjeet Singh	Haryana	Sirsa	INLD	30,37,659 30 Lacs+	4,43,758 4 Lacs+	2,54,250 2 Lacs+	0	0	13,02,758 13 Lacs+	0	10,36,893 10 Lacs+
421	S.P. Muddahanumegowda	Karnataka	Tumkur	INC	30,33,922 30 Lacs+	23,62,922 23 Lacs+	3,46,000 3 Lacs+	3,25,000 3 Lacs+	0	0	0	0
422	Harish Chandra	Uttar Pradesh	Basti	BJP	30,32,753 30 Lacs+	1,18,062 1 Lacs+	9,89,828 9 Lacs+	2,21,800 2 Lacs+	72,250 72 Thou+	12,42,650 12 Lacs+	2,76,400 2 Lacs+	1,11,763 1 Lacs+
423	Mohammad Asrarul Haque	Bihar	Kishanganj	INC	30,12,628 30 Lacs+	**8,23,543 8 Lacs+	**9,83,300 9 Lacs+	**12,685 12 Thou+	**69,308 69 Thou+	**9,45,440 9 Lacs+	**63,073 63 Thou+	**1,15,279 1 Lacs+
424	Badaruddoza Khan	West Bengal	Murshidabad	CPI(M)	30,01,588 30 Lacs+	3,79,923 3 Lacs+	3,16,668 3 Lacs+	13,06,572 13 Lacs+	0	3,31,000 3 Lacs+	6,36,010 6 Lacs+	31,415 31 Thou+
425	Manoj Sinha	Uttar Pradesh	Ghazipur	BJP	29,91,312 29 Lacs+	**5,76,518 5 Lacs+	**4,65,281 4 Lacs+	0	**3,80,952 3 Lacs+	**13,42,010 13 Lacs+	**60,000 60 Thou+	**1,66,551 1 Lacs+
426	Parvesh Sahib Singh	NCT of Delhi	West Delhi	BJP	29,77,127 29 Lacs+	7,73,725 7 Lacs+	1,08,000 1 Lacs+	2,13,771 2 Lacs+	44,000 44 Thou+	10,74,500 10 Lacs+	7,63,131 7 Lacs+	0
427	Virender Kashyap	Himachal Pradesh	Shimla	BJP	29,56,786 29 Lacs+	3,15,092 3 Lacs+	4,74,191 4 Lacs+	5,87,283 5 Lacs+	45,342 45 Thou+	7,17,859 7 Lacs+	8,17,019 8 Lacs+	0
428	Smt. Kirron Kher	Chandigarh	Chandigarh	BJP	29,47,779 29 Lacs+	15,04,641 15 Lacs+	4,07,922 4 Lacs+	1,24,537 1 Lacs+	8,85,379 8 Lacs+	25,300 25 Thou+	0	0
429	Pankaj	Uttar Pradesh	Maharajganj	BJP	29,37,379 29 Lacs+	**33,506 33 Thou+	**9,11,044 9 Lacs+	**3,73,000 3 Lacs+	**1,52,698 1 Lacs+	**10,68,336 10 Lacs+	**3,98,795 3 Lacs+	0
430	Mehbooba Mufti	Jammu & Kashmir	Anantnag	JKPDP	29,26,200 29 Lacs+	5,24,000 5 Lacs+	0	0	0	19,15,200 19 Lacs+	1,62,000 1 Lacs+	3,25,000 3 Lacs+
431	Dr. Sanjeev Kumar Balyan	Uttar Pradesh	Muzaffargarh	BJP	29,25,128 29 Lacs+	61,775 61 Thou+	5,45,925 5 Lacs+	2,36,351 2 Lacs+	6,05,380 6 Lacs+	7,44,900 7 Lacs+	4,51,265 4 Lacs+	2,79,532 2 Lacs+
432	Ravindra Kumar Ray	Jharkhand	Kodarma	BJP	29,19,702 29 Lacs+	4,83,647 4 Lacs+	1,49,780 1 Lacs+	0	69,795 69 Thou+	6,61,382 6 Lacs+	15,37,600 15 Lacs+	17,498 17 Thou+
433	Murali Mohan Maganti	Andhra Pradesh	Rajahmundry	TDP	29,17,518 29 Lacs+	1,36,175 1 Lacs+	1,39,050 1 Lacs+	12,01,355 12 Lacs+	8,50,175 8 Lacs+	4,43,761 4 Lacs+	1,47,002 1 Lacs+	0

S.No.	Name	State	Constituency	Party	Total expenses declared (Rs.)	Expense incurred on Public Meetings without star (Rs.)	Expense incurred on Public Meetings with star (Rs.)	Expense incurred on campaign materials (Rs.)	Expense incurred on electronic and/or print media (Rs.)	Expense incurred on Vehicles Used (Rs.)	Expenses on campaign workers (Rs.)	Other misc expenses (Rs.)
434	Dr. Solanki Kiritbhai Premjibhai	Gujarat	Ahmedabad West	BJP	29,12,109 29 Lacs+	11,62,311 11 Lacs+	28,844 28 Thou+	11,01,920 11 Lacs+	0	2,59,000 2 Lacs+	41,450 41 Thou+	3,18,584 3 Lacs+
435	Innocent	Kerala	Chalakkudy	IND	29,09,791 29 Lacs+	2,17,600 2 Lacs+	1,02,320 1 Lacs+	10,38,642 10 Lacs+	0	12,82,600 12 Lacs+	2,68,629 2 Lacs+	0
436	Mahant Chand Nath Yogi	Rajasthan	Alwar	BJP	28,78,499 28 Lacs+	4,04,491 4 Lacs+	2,96,187 2 Lacs+	3,89,238 3 Lacs+	7,76,802 7 Lacs+	8,12,454 8 Lacs+	1,99,327 1 Lacs+	0
437	Venkateswara Rao Maganti	Andhra Pradesh	Eluru	TDP	28,72,605 28 Lacs+	11,10,320 11 Lacs+	6,67,898 6 Lacs+	2,84,050 2 Lacs+	3,26,537 3 Lacs+	2,15,000 2 Lacs+	2,68,800 2 Lacs+	0
438	S.P.Y Reddy	Andhra Pradesh	Nandiyal	YSRCP	28,69,785 28 Lacs+	2,07,400 2 Lacs+	4,47,900 4 Lacs+	1,72,500 1 Lacs+	8,47,475 8 Lacs+	11,32,500 11 Lacs+	62,010 62 Thou+	0
439	Harinder Singh Khalsa	Punjab	Fatehgarh Sahib	AAP	28,64,666 28 Lacs+	8,33,346 8 Lacs+	91,350 91 Thou+	0	0	13,00,620 13 Lacs+	6,39,350 6 Lacs+	0
440	Ram Chandra Paswan	Bihar	Samastipur	LJP	28,59,294 28 Lacs+	**11,35,422 11 Lacs+	**3,00,434 3 Lacs+	0	**1,70,340 1 Lacs+	**12,53,098 12 Lacs+	0	0
441	Patel Jayshreeben Kanubhai	Gujarat	Mahesana	BJP	28,50,142 28 Lacs+	18,57,068 18 Lacs+	0	0	41,224 41 Thou+	7,05,453 7 Lacs+	2,46,397 2 Lacs+	0
442	Subrata Bakshi	West Bengal	Kolkata Dakshin	AITC	28,39,843 28 Lacs+	3,91,163 3 Lacs+	0	18,49,003 18 Lacs+	57,250 57 Thou+	2,05,160 2 Lacs+	2,01,575 2 Lacs+	1,35,692 1 Lacs+
443	Miriganka Mahato	West Bengal	Purulia	AITC	28,35,500 28 Lacs+	11,74,050 11 Lacs+	2,54,500 2 Lacs+	0	0	5,93,950 5 Lacs+	8,13,000 8 Lacs+	0
444	Captain Amarinder Singh	Punjab	Amritsar	INC	28,15,474 28 Lacs+	12,06,532 12 Lacs+	0	7,30,324 7 Lacs+	5,59,254 5 Lacs+	3,19,364 3 Lacs+	0	0
445	Dr. Nepal Singh	Uttar Pradesh	Rampur	BJP	28,06,640 28 Lacs+	1,91,670 1 Lacs+	0	3,48,500 3 Lacs+	2,06,777 2 Lacs+	20,11,953 20 Lacs+	45,240 45 Thou+	2,500 2 Thou+
446	Venkatesh Babu T.G	Tamil Nadu	Chennai North	AIADMK	28,02,979 28 Lacs+	12,34,515 12 Lacs+	3,56,560 3 Lacs+	0	6,80,154 6 Lacs+	2,49,200 2 Lacs+	0	2,82,550 2 Lacs+
447	Pashupati Nath Singh	Jharkhand	Dhanbad	BJP	28,02,578 28 Lacs+	**5,97,237 5 Lacs+	**4,34,150 4 Lacs+	**33,771 33 Thou+	**79,473 79 Thou+	**3,57,980 3 Lacs+	**11,35,600 11 Lacs+	**1,64,367 1 Lacs+
448	Rajesh Kumar	Uttar Pradesh	Hathras	BJP	27,83,777 27 Lacs+	2,42,396 2 Lacs+	0	45,724 45 Thou+	2,09,242 2 Lacs+	22,08,700 22 Lacs+	77,715 77 Thou+	0

S.No.	Name	State	Constituency	Party	Total expenses declared (Rs.)	Expense incurred on Public Meetings without star (Rs.)	Expense incurred on Public Meetings with star (Rs.)	Expense incurred on campaign materials (Rs.)	Expense incurred on electronic and/or print media (Rs.)	Expense incurred on Vehicles Used (Rs.)	Expenses on campaign workers (Rs.)	Other misc expenses (Rs.)
449	Swami Sachchidanand Hari Sakshi	Uttar Pradesh	Unnao	BJP	27,82,656 27 Lacs+	**5,58,126 5 Lacs+	**41,000 41 Thou+	**2,64,420 2 Lacs+	0	**18,91,674 18 Lacs+	**27,030 27 Thou+	**406 4 Hund+
450	Sunil Kumar Singh	Jharkhand	Chatra	BJP	27,78,976 27 Lacs+	2,37,843 2 Lacs+	3,53,261 3 Lacs+	1,91,795 1 Lacs+	2,42,687 2 Lacs+	7,92,295 7 Lacs+	9,61,095 9 Lacs+	0
451	Thangso Baite	Manipur	Outer Manipur	INC	27,76,238 27 Lacs+	2,70,091 2 Lacs+	0	4,92,074 4 Lacs+	0	11,38,214 11 Lacs+	8,69,500 8 Lacs+	6,358 6 Thou+
452	Hukum Deo Narayan Yadav	Bihar	Madhubani	BJP	27,72,143 27 Lacs+	1,61,714 1 Lacs+	40,330 40 Thou+	2,55,428 2 Lacs+	0	10,83,851 10 Lacs+	7,99,050 7 Lacs+	4,31,770 4 Lacs+
453	Vijay Kumar Hansdak	Jharkhand	Rajmahal	JMM	27,59,756 27 Lacs+	**2,26,510 2 Lacs+	**3,46,565 3 Lacs+	**1,13,035 1 Lacs+	0	**10,51,448 10 Lacs+	**1,18,704 1 Lacs+	**9,03,494 9 Lacs+
454	Muttamsetti Srinivasa Rao	Andhra Pradesh	Anakapalle	TDP	27,48,902 27 Lacs+	52,460 52 Thou+	15,296 15 Thou+	4,12,180 4 Lacs+	4,95,701 4 Lacs+	13,94,300 13 Lacs+	3,53,590 3 Lacs+	25,375 25 Thou+
455	Rammohan-naidu Kinjarapu	Andhra Pradesh	Srikakulam	TDP	26,99,200 26 Lacs+	4,54,202 4 Lacs+	11,44,668 11 Lacs+	38,250 38 Thou+	4,08,041 4 Lacs+	5,99,789 5 Lacs+	29,250 29 Thou+	25,000 25 Thou+
456	Uday Pratap Singh	Madhya Pradesh	Hoshangabad	BJP	26,98,710 26 Lacs+	**7,19,981 7 Lacs+	**3,19,288 3 Lacs+	**4,66,451 4 Lacs+	**20,000 20 Thou+	**9,23,736 9 Lacs+	**5,000 5 Thou+	**2,44,254 2 Lacs+
457	Thota Venkata Narasimham	Andhra Pradesh	Kakinada	TDP	26,88,695 26 Lacs+	10,66,074 10 Lacs+	5,19,804 5 Lacs+	54,200 54 Thou+	1,81,560 1 Lacs+	7,25,857 7 Lacs+	1,16,200 1 Lacs+	25,000 25 Thou+
458	Sudarshan Bhagat	Jharkhand	Lohardaga	BJP	26,82,368 26 Lacs+	4,65,877 4 Lacs+	0	0	1,05,000 1 Lacs+	2,60,000 2 Lacs+	14,48,000 14 Lacs+	4,03,191 4 Lacs+
459	Tamradwaj Sahu	Chhattisgarh	Durg	INC	26,56,006 26 Lacs+	1,22,815 1 Lacs+	0	13,51,382 13 Lacs+	18,000 18 Thou+	8,36,200 8 Lacs+	3,27,609 3 Lacs+	0
460	Kaushlendra Kumar	Bihar	Nalanda	JD(U)	26,53,825 26 Lacs+	7,23,122 7 Lacs+	0	75,495 75 Thou+	0	15,94,899 15 Lacs+	2,35,309 2 Lacs+	25,000 25 Thou+
461	Hari G	Tamil Nadu	Arakkonam	AIADMK	26,53,050 26 Lacs+	2,36,264 2 Lacs+	82,532 82 Thou+	1,12,648 1 Lacs+	82,253 82 Thou+	10,52,365 10 Lacs+	4,55,743 4 Lacs+	6,31,245 6 Lacs+
462	Mallikarjun Karge	Karnataka	Gulbarga	INC	26,46,847 26 Lacs+	5,62,706 5 Lacs+	41,667 41 Thou+	3,09,050 3 Lacs+	1,41,382 1 Lacs+	14,69,942 14 Lacs+	1,21,980 1 Lacs+	120 1 Hund+
463	Dr. Ramshankar Katheria	Uttar Pradesh	Agra	BJP	26,22,939 26 Lacs+	4,02,853 4 Lacs+	1,90,400 1 Lacs+	8,97,804 8 Lacs+	0	8,61,939 8 Lacs+	1,87,893 1 Lacs+	82,050 82 Thou+

S.No.	Name	State	Constituency	Party	Total expenses declared (Rs.)	Expense incurred on Public Meetings without star (Rs.)	Expense incurred on Public Meetings with star (Rs.)	Expense incurred on campaign materials (Rs.)	Expense incurred on electronic and/or print media (Rs.)	Expense incurred on Vehicles Used (Rs.)	Expenses on campaign workers (Rs.)	Other misc expenses (Rs.)
464	Rita Tarai	Orissa	Jajpur	BJD	26,13,918 26 Lacs+	4,82,352 4 Lacs+	4,27,720 4 Lacs+	3,88,284 3 Lacs+	0	6,99,862 6 Lacs+	6,02,900 6 Lacs+	12,800 12 Thou+
465	Chirag Kumar Paswan	Bihar	Jamui	LJP	26,01,091 26 Lacs+	3,56,170 3 Lacs+	56,855 56 Thou+	1,11,680 1 Lacs+	4,60,186 4 Lacs+	16,16,200 16 Lacs+	0	0
466	Muzaffar Hussain Baig	Jammu & Kashmir	Baramulla	JKPDP	25,97,732 25 Lacs+	1,53,000 1 Lacs+	0	4,44,370 4 Lacs+	3,74,158 3 Lacs+	15,61,004 15 Lacs+	0	65,200 65 Thou+
467	Gaikwad Ravindra Vishwanath	Maharashtra	Osmanabad	SHS	25,75,995 25 Lacs+	8,37,843 8 Lacs+	2,20,050 2 Lacs+	7,06,876 7 Lacs+	2,20,728 2 Lacs+	12,24,777 12 Lacs+	4,220 4 Thou+	4,19,394 4 Lacs+
468	Ladu Kishore Swain	Orissa	Aska	BJD	25,72,368 25 Lacs+	9,19,257 9 Lacs+	6,00,968 6 Lacs+	75,666 75 Thou+	6,000 6 Thou+	5,36,814 5 Lacs+	4,08,500 4 Lacs+	25,163 25 Thou+
469	Taslim Uddin	Bihar	Araria	RJD	25,54,275 25 Lacs+	**3,76,869 3 Lacs+	0	**3,83,550 3 Lacs+	0	**12,11,636 12 Lacs+	**4,76,550 4 Lacs+	**1,05,670 1 Lacs+
470	Dr. Kambhampati Hari Babu	Andhra Pradesh	Visakhapatnam	BJP	25,51,607 25 Lacs+	2,22,578 2 Lacs+	3,49,900 3 Lacs+	1,73,824 1 Lacs+	6,85,005 6 Lacs+	5,62,900 5 Lacs+	0	5,57,400 5 Lacs+
471	Dharambir	Haryana	Bhiwani-Mahendragarh	BJP	25,40,762 25 Lacs+	1,55,225 1 Lacs+	1,37,000 1 Lacs+	3,70,100 3 Lacs+	61,472 61 Thou+	12,34,500 12 Lacs+	5,82,465 5 Lacs+	0
472	Jardosh Darshnaben Vikrambhai	Gujarat	Surat	BJP	25,38,887 25 Lacs+	4,84,747 4 Lacs+	2,00,093 2 Lacs+	7,28,781 7 Lacs+	65,536 65 Thou+	4,02,404 4 Lacs+	2,35,975 2 Lacs+	4,21,351 4 Lacs+
473	Babulal	Uttar Pradesh	Fatehpur Sikri	BJP	25,27,318 25 Lacs+	3,67,329 3 Lacs+	1,81,500 1 Lacs+	3,19,930 3 Lacs+	4,28,860 4 Lacs+	11,67,699 11 Lacs+	62,000 62 Thou+	0
474	Ashok Mahadeorao Nete	Maharashtra	Gadchiroli-Chimur	BJP	25,25,320 25 Lacs+	4,45,152 4 Lacs+	78,657 78 Thou+	3,78,196 3 Lacs+	17,000 17 Thou+	16,06,315 16 Lacs+	0	0
475	Vasanthi.M	Tamil Nadu	Tenkasi	AIADMK	25,15,086 25 Lacs+	41,200 41 Thou+	0	3,13,335 3 Lacs+	1,29,660 1 Lacs+	16,99,135 16 Lacs+	3,31,756 3 Lacs+	0
476	Srinivas Kesineni	Andhra Pradesh	Vijayawada	TDP	24,44,142 24 Lacs+	47,700 47 Thou+	0	2,61,991 2 Lacs+	8,38,287 8 Lacs+	3,72,483 3 Lacs+	9,23,681 9 Lacs+	0
477	B.S. Yeddyurappa	Karnataka	Shimoga	BJP	24,24,728 24 Lacs+	3,92,140 3 Lacs+	5,967 5 Thou+	5,23,525 5 Lacs+	1,11,008 1 Lacs+	11,24,755 11 Lacs+	1,06,182 1 Lacs+	1,61,151 1 Lacs+
478	Vinod Kumar Boinapally	Telangana	Karimnagar	TRS	24,10,690 24 Lacs+	0	1,73,756 1 Lacs+	2,43,570 2 Lacs+	6,57,313 6 Lacs+	12,07,856 12 Lacs+	1,03,195 1 Lacs+	25,000 25 Thou+

S.No.	Name	State	Constituency	Party	Total expenses declared (Rs.)	Expense incurred on Public Meetings without star (Rs.)	Expense incurred on Public Meetings with star (Rs.)	Expense incurred on campaign materials (Rs.)	Expense incurred on electronic and/or print media (Rs.)	Expense incurred on Vehicles Used (Rs.)	Expenses on campaign workers (Rs.)	Other misc expenses (Rs.)
479	Naramalli Sivaprasad	Andhra Pradesh	Chittoor	TDP	23,80,040 23 Lacs+	6,000 6 Thou+	13,18,000 13 Lacs+	1,90,050 1 Lacs+	74,544 74 Thou+	7,13,560 7 Lacs+	58,820 58 Thou+	19,066 19 Thou+
480	Prabakaran. K.R.P	Tamil Nadu	Tirunelveli	AIADMK	23,30,535 23 Lacs+	2,92,225 2 Lacs+	0	3,73,450 3 Lacs+	3,38,175 3 Lacs+	7,46,200 7 Lacs+	5,80,485 5 Lacs+	0
481	Rama Kishore Singh	Bihar	Vaishali	LJP	23,06,049 23 Lacs+	**2,59,559 2 Lacs+	**6,36,948 6 Lacs+	0	**93,905 93 Thou+	**10,98,616 10 Lacs+	0	**2,17,021 2 Lacs+
482	Patel Lalubhai Babubhai	Daman & Diu	Daman & Diu	BJP	23,03,850 23 Lacs+	7,42,075 7 Lacs+	0	6,03,275 6 Lacs+	1,22,550 1 Lacs+	7,88,340 7 Lacs+	22,530 22 Thou+	25,080 25 Thou+
483	Jhina Hikaka	Orissa	Koraput	BJD	22,97,160 22 Lacs+	63,031 63 Thou+	10,04,421 10 Lacs+	9,03,882 9 Lacs+	20,998 20 Thou+	2,26,727 2 Lacs+	78,100 78 Thou+	0
484	V.Sathyabama	Tamil Nadu	Tiruppur	AIADMK	22,75,040 22 Lacs+	12,22,900 12 Lacs+	0	18,200 18 Thou+	70,440 70 Thou+	8,69,300 8 Lacs+	94,200 94 Thou+	0
485	Bandaru Datatraya	Telangana	Secunderabad	BJP	22,47,908 22 Lacs+	**67,790 67 Thou+	**1,50,000 1 Lacs+	**3,28,780 3 Lacs+	**5,75,000 5 Lacs+	**2,49,132 2 Lacs+	**8,33,616 8 Lacs+	**43,590 43 Thou+
486	Neiphui Rio	Nagaland	Nagaland	NPF	22,46,290 22 Lacs+	12,89,849 12 Lacs+	0	8,28,000 8 Lacs+	78,950 78 Thou+	33,063 33 Thou+	0	**16,427 16 Thou+
487	Kalvakuntla Kavitha	Telangana	Nizamabad	TRS	22,39,845 22 Lacs+	1,98,240 1 Lacs+	8,30,801 8 Lacs+	0	10,04,654 10 Lacs+	2,06,150 2 Lacs+	0	0
488	Godam Nagesh	Telangana	Adilabad	TRS	22,15,311 22 Lacs+	**50,670 50 Thou+	**13,69,879 13 Lacs+	**37,000 37 Thou+	**51,740 51 Thou+	**1,59,888 1 Lacs+	**3,44,000 3 Lacs+	**2,02,134 2 Lacs+
489	Dr. Jitendra Singh	Jammu & Kashmir	Udhampur	BJP	21,97,000 21 Lacs+	5,00,000 5 Lacs+	0	2,25,000 2 Lacs+	5,08,000 5 Lacs+	9,50,000 9 Lacs+	1,25,000 1 Lacs+	89,000 89 Thou+
490	Jaiprakash Narayan Yadav	Bihar	Banka	RJD	21,88,957 21 Lacs+	2,20,500 2 Lacs+	68,785 68 Thou+	37,094 37 Thou+	9,493 9 Thou+	17,63,177 17 Lacs+	35,565 35 Thou+	54,343 54 Thou+
491	Sharad Tripathi	Uttar Pradesh	Sant Kabir Nagar	BJP	21,73,267 21 Lacs+	1,40,212 1 Lacs+	3,78,295 3 Lacs+	59,150 59 Thou+	52,880 52 Thou+	11,30,150 11 Lacs+	3,79,780 3 Lacs+	29,800 29 Thou+
492	Rameshwar Teli	Assam	Dibrugarh	BJP	21,21,814 21 Lacs+	6,27,375 6 Lacs+	1,91,619 1 Lacs+	2,11,200 2 Lacs+	0	8,79,860 8 Lacs+	2,11,760 2 Lacs+	0
493	S.R. Vijayakumar	Tamil Nadu	Chennai Central	AIADMK	21,17,904 21 Lacs+	15,59,334 15 Lacs+	3,53,806 3 Lacs+	0	81,572 81 Thou+	70,600 70 Thou+	24,000 24 Thou+	28,592 28 Thou+

S.No.	Name	State	Constituency	Party	Total expenses declared (Rs.)	Expense incurred on Public Meetings without star (Rs.)	Expense incurred on Public Meetings with star (Rs.)	Expense incurred on campaign materials (Rs.)	Expense incurred on electronic and/or print media (Rs.)	Expense incurred on Vehicles Used (Rs.)	Expenses on campaign workers (Rs.)	Other misc expenses (Rs.)
494	Kristappa Nim-mala	Andhra Pradesh	Hindupur	TDP	21,13,256 21 Lacs+	2,08,320 2 Lacs+	27,100 27 Thou+	1,96,672 1 Lacs+	94,936 94 Thou+	14,15,900 14 Lacs+	1,70,328 1 Lacs+	0
495	Kadiyam Srihari	Telangana	Warangal	TRS	21,12,280 21 Lacs+	11,36,947 11 Lacs+	65,100 65 Thou+	0	0	9,10,233 9 Lacs+	0	0
496	Abhijit Mukher- jee	West Bengal	Jangipur	INC	21,01,239 21 Lacs+	10,32,561 10 Lacs+	3,82,100 3 Lacs+	0	29,000 29 Thou+	2,83,979 2 Lacs+	0	3,73,599 3 Lacs+
497	Satya Pal Singh	Uttar Pradesh	Sambhal	BJP	20,95,065 20 Lacs+	0	0	1,08,973 1 Lacs+	27,592 27 Thou+	12,46,752 12 Lacs+	5,91,513 5 Lacs+	1,20,235 1 Lacs+
498	R. Radhakrish- nan	Puduch- erry	Pondicherry	All India N.R. Con- gress	20,80,684 20 Lacs+	7,56,125 7 Lacs+	65,008 65 Thou+	1,05,246 1 Lacs+	74,225 74 Thou+	10,51,050 10 Lacs+	29,030 29 Thou+	0
499	V.Elumalai	Tamil Nadu	Arani	AIADMK	20,74,696 20 Lacs+	17,030 17 Thou+	1,42,018 1 Lacs+	1,31,573 1 Lacs+	0	7,93,500 7 Lacs+	13,720 13 Thou+	9,90,575 9 Lacs+
500	Parasuraman.K	Tamil Nadu	Thanjavur	AIADMK	20,71,180 20 Lacs+	29,200 29 Thou+	6,080 6 Thou+	2,04,410 2 Lacs+	99,000 99 Thou+	13,11,695 13 Lacs+	1,38,995 1 Lacs+	2,81,800 2 Lacs+
501	K. Kamaraj	Tamil Nadu	Kallakurichi	AIADMK	20,68,200 20 Lacs+	10,29,740 10 Lacs+	1,24,159 1 Lacs+	1,46,188 1 Lacs+	11,055 11 Thou+	4,82,008 4 Lacs+	2,75,050 2 Lacs+	0
502	Arjun Charan Sethi	Orissa	Bhadrak	BJD	20,45,021 20 Lacs+	2,20,000 2 Lacs+	5,14,917 5 Lacs+	4,57,665 4 Lacs+	0	70,000 70 Thou+	7,61,500 7 Lacs+	20,939 20 Thou+
503	Jugal Kishore	Jammu & Kashmir	Jammu	BJP	20,26,000 20 Lacs+	5,00,000 5 Lacs+	0	3,50,000 3 Lacs+	4,00,000 4 Lacs+	5,10,000 5 Lacs+	1,25,000 1 Lacs+	1,41,000 1 Lacs+
504	P.C. Mohan	Karnataka	Bangalore Central	BJP	20,01,978 20 Lacs+	3,09,510 3 Lacs+	1,70,000 1 Lacs+	72,981 72 Thou+	54,000 54 Thou+	6,73,801 6 Lacs+	6,85,550 6 Lacs+	36,136 36 Thou+
505	Manohar Untwal	Madhya Pradesh	Dewas	BJP	19,82,979 19 Lacs+	44,395 44 Thou+	1,98,560 1 Lacs+	2,24,916 2 Lacs+	2,500 2 Thou+	10,92,029 10 Lacs+	2,25,736 2 Lacs+	1,66,843 1 Lacs+
506	Prasanna Kumar Patasani,	Orissa	Bhubane- swar	BJD	19,68,801 19 Lacs+	5,57,157 5 Lacs+	1,68,540 1 Lacs+	3,60,474 3 Lacs+	0	1,24,195 1 Lacs+	7,30,635 7 Lacs+	27,800 27 Thou+
507	Subhash Patel	Madhya Pradesh	Khargone	BJP	19,30,987 19 Lacs+	11,000 11 Thou+	4,09,295 4 Lacs+	1,83,657 1 Lacs+	0	10,84,700 10 Lacs+	2,07,100 2 Lacs+	35,235 35 Thou+

S.No.	Name	State	Constituency	Party	Total expenses declared (Rs.)	Expense incurred on Public Meetings without star (Rs.)	Expense incurred on Public Meetings with star (Rs.)	Expense incurred on campaign materials (Rs.)	Expense incurred on electronic and/or print media (Rs.)	Expense incurred on Vehicles Used (Rs.)	Expenses on campaign workers (Rs.)	Other misc expenses (Rs.)
508	Jutur Chinna Reddy Divakar Reddy	Andhra Pradesh	Anantapur	TDP	18,92,831 18 Lacs+	1,56,523 1 Lacs+	1,53,059 1 Lacs+	1,38,970 1 Lacs+	5,15,420 5 Lacs+	7,04,030 7 Lacs+	2,24,829 2 Lacs+	0
509	Md. Salim	West Bengal	Raiganj	CPI(M)	18,63,211 18 Lacs+	6,43,993 6 Lacs+	1,01,375 1 Lacs+	3,13,910 3 Lacs+	0	5,94,904 5 Lacs+	0	2,09,029 2 Lacs+
510	Yarram Venkata Subbareddy	Andhra Pradesh	Ongole	YSRCP	18,61,923 18 Lacs+	7,73,585 7 Lacs+	0	0	6,15,078 6 Lacs+	4,73,260 4 Lacs+	0	0
511	Prabhas Kumar Singh	Orissa	Bargarh	BJD	17,96,400 17 Lacs+	5,73,903 5 Lacs+	3,58,601 3 Lacs+	99,772 99 Thou+	36,023 36 Thou+	3,51,460 3 Lacs+	3,76,640 3 Lacs+	0
512	Nandi Yelliah	Telangana	Na-garkurnool	INC	17,86,406 17 Lacs+	91,900 91 Thou+	1,42,765 1 Lacs+	1,07,872 1 Lacs+	2,84,894 2 Lacs+	7,45,877 7 Lacs+	4,13,098 4 Lacs+	0
513	Ramen Deka	Assam	Mangaldoi	BJP	17,80,917 17 Lacs+	4,42,951 4 Lacs+	4,79,800 4 Lacs+	1,83,647 1 Lacs+	32,000 32 Thou+	2,10,000 2 Lacs+	2,31,000 2 Lacs+	2,01,519 2 Lacs+
514	Raj Nath Singh	Uttar Pradesh	Lucknow	BJP	**17,76,952 17 Lacs+	7,21,055 7 Lacs+	**1,23,408 1 Lacs+	0	5,11,101 5 Lacs+	4,21,388 4 Lacs+	0	0
515	A. Arunmozhi-thevan	Tamil Nadu	Cuddalore	AIADMK	17,54,137 17 Lacs+	3,25,350 3 Lacs+	0	3,46,330 3 Lacs+	0	8,02,560 8 Lacs+	2,79,897 2 Lacs+	0
516	Bhagwant Mann	Punjab	Sangrur	AAP	17,43,540 17 Lacs+	0	10,68,240 10 Lacs+	0	7,500 7 Thou+	5,83,800 5 Lacs+	84,000 84 Thou+	0
517	Tariq Hameed Karra	Jammu & Kashmir	Srinagar	JKPDP	17,34,321 17 Lacs+	7,63,977 7 Lacs+	0	0	1,27,350 1 Lacs+	7,57,314 7 Lacs+	0	85,680 85 Thou+
518	Bhartruhari Mahatab	Orissa	Cuttack	BJD	17,09,001 17 Lacs+	2,73,086 2 Lacs+	1,68,373 1 Lacs+	4,65,188 4 Lacs+	600 6 Hund+	1,31,547 1 Lacs+	6,42,400 6 Lacs+	27,806 27 Thou+
519	Selvakumara Chinnayan S	Tamil Nadu	Erode	AIADMK	17,00,748 17 Lacs+	95,950 95 Thou+	0	6,13,900 6 Lacs+	1,31,082 1 Lacs+	7,42,872 7 Lacs+	85,200 85 Thou+	31,744 31 Thou+
520	Sidhant Mohapatra	Orissa	Berhampur	BJD	17,00,382 17 Lacs+	4,42,454 4 Lacs+	3,00,078 3 Lacs+	2,25,900 2 Lacs+	0	3,15,700 3 Lacs+	4,16,250 4 Lacs+	0
521	Prof. Azmeera Seetaram Naik	Telangana	Mahabubabad	TRS	15,74,172 15 Lacs+	**5,10,478 5 Lacs+	**1,71,050 1 Lacs+	**94,864 94 Thou+	**3,71,159 3 Lacs+	**3,53,277 3 Lacs+	**70,500 70 Thou+	**2,844 2 Thou+

S.No.	Name	State	Constituency	Party	Total expenses declared (Rs.)	Expense incurred on Public Meetings without star (Rs.)	Expense incurred on Public Meetings with star (Rs.)	Expense incurred on campaign materials (Rs.)	Expense incurred on electronic and/or print media (Rs.)	Expense incurred on Vehicles Used (Rs.)	Expenses on campaign workers (Rs.)	Other misc expenses (Rs.)
522	Avinash Reddy Yeduguri Sandinti	Andhra Pradesh	Kadapa	YSRCP	15,51,670 15 Lacs+	64,357 64 Thou+	0	2,76,452 2 Lacs+	1,16,627 1 Lacs+	7,50,174 7 Lacs+	3,44,060 3 Lacs+	0
523	C. L. Ruala	Mizoram	Mizoram	INC	15,18,144 15 Lacs+	0	0	3,17,178 3 Lacs+	93,733 93 Thou+	99,443 99 Thou+	10,07,790 10 Lacs+	0
524	Naba Kumar Sarania	Assam	Kokrajhar	IND	14,91,662 14 Lacs+	7,40,220 7 Lacs+	0	2,36,946 2 Lacs+	0	2,38,684 2 Lacs+	2,63,500 2 Lacs+	12,312 12 Thou+
525	Varaprasad Rao Velagapalli	Andhra Pradesh	Tirupati	YSRCP	14,45,273 14 Lacs+	**5,49,153 5 Lacs+	**1,67,531 1 Lacs+	0	0	**7,28,589 7 Lacs+	0	0
526	Mohammed Faizal.P.P	Lakshadweep	Lakshadweep	NCP	13,91,359 13 Lacs+	9,18,922 9 Lacs+	0	4,72,437 4 Lacs+	0	0	0	0
527	Kiren Rijiju	Arunachal Pradesh	Arunachal West	BJP	13,70,049 13 Lacs+	10,33,511 10 Lacs+	0	2,51,500 2 Lacs+	15,000 15 Thou+	70,038 70 Thou+	0	0
528	Ram Kumar Sharma	Bihar	Sitamarhi	Rashtriya Lok Samta Party	13,58,758 13 Lacs+	0	2,48,090 2 Lacs+	0	10,000 10 Thou+	11,00,668 11 Lacs+	0	0
529	Dr. Thokchom Meinya	Manipur	Inner Manipur	INC	12,54,939 12 Lacs+	8,71,530 8 Lacs+	0	0	0	3,83,409 3 Lacs+	0	0
530	Butta Renuka	Andhra Pradesh	Kurnool	YSRCP	12,01,108 12 Lacs+	0	36,444 36 Thou+	4,14,740 4 Lacs+	3,51,226 3 Lacs+	3,21,200 3 Lacs+	77,498 77 Thou+	0
531	P.V.Midhun Reddy	Andhra Pradesh	Rajampet	YSRCP	11,82,729 11 Lacs+	35,000 35 Thou+	0	7,225 7 Thou+	60,357 60 Thou+	9,08,147 9 Lacs+	1,72,000 1 Lacs+	0
532	Kothapalli Geetha	Andhra Pradesh	Araku	YSRCP	11,79,536 11 Lacs+	81,056 81 Thou+	4,46,715 4 Lacs+	1,78,500 1 Lacs+	12,600 12 Thou+	3,31,248 3 Lacs+	21,400 21 Thou+	1,08,017 1 Lacs+
533	Nagendra Kumar Pradhan	Orissa	Sambalpur	BJD	11,20,870 11 Lacs+	3,26,539 3 Lacs+	78,935 78 Thou+	87,333 87 Thou+	0	1,52,300 1 Lacs+	**3,11,063 3 Lacs+	1,66,800 1 Lacs+

S.No.	Name	State	Constituency	Party	Total expenses declared (Rs.)	Expense incurred on Public Meetings without star (Rs.)	Expense incurred on Public Meetings with star (Rs.)	Expense incurred on campaign materials (Rs.)	Expense incurred on electronic and/or print media (Rs.)	Expense incurred on Vehicles Used (Rs.)	Expenses on campaign workers (Rs.)	Other misc expenses (Rs.)
534	Asaduddin Owaisi	Telangana	Hyderabad	All India Majlis-E-Itehadul Muslimeen	11,04,462 11 Lacs+	**60,310 60 Thou+	0	**1,52,150 1 Lacs+	**4,18,436 4 Lacs+	**2,19,936 2 Lacs+	**2,53,630 2 Lacs+	0
535	Anbumani Ramadoss	Tamil Nadu	Dharmapuri	PMK	10,59,142 10 Lacs+	40,725 40 Thou+	98,635 98 Thou+	62,597 62 Thou+	15,000 15 Thou+	7,97,712 7 Lacs+	17,675 17 Thou+	26,798 26 Thou+
536	Ramachandran, K.N. Thiru	Tamil Nadu	Sriperumbudur	AIADMK	9,96,159 9 Lacs+	2,24,070 2 Lacs+	39,500 39 Thou+	9,000 9 Thou+	55,000 55 Thou+	6,01,979 6 Lacs+	41,150 41 Thou+	25,460 25 Thou+
537	Balabhadra Majhi	Orissa	Nabarangpur	BJD	8,78,570 8 Lacs+	1,45,150 1 Lacs+	1,37,120 1 Lacs+	1,66,300 1 Lacs+	0	3,54,000 3 Lacs+	55,000 55 Thou+	21,000 21 Thou+
538	Vanaroja R	Tamil Nadu	Tiruvannamalai	AIADMK	5,48,800 5 Lacs+	**2,56,150 2 Lacs+	0	**33,800 33 Thou+	0	**1,06,850 1 Lacs+	**1,52,000 1 Lacs+	0
539	Ashok Gajapathi Raju Pusapati	Andhra Pradesh	Vizianagaram	TDP	4,10,280 4 Lacs+	0	0	**30,300 30 Thou+	0	**2,79,575 2 Lacs+	0	**1,00,405 1 Lacs+
540	Shyama Charan Gupta	Uttar Pradesh	Allahabad	BJP	39,369 39 Thou+	0	0	0	0	**5,518 5 Thou+	**8,851 8 Thou+	**25,000 25 Thou+

Table 8-15: Election expenses declared by MPs in Lok Sabha, 2014: Full Details

**Abstract statements of election expenses for these candidates are not available and expense details have been filled in from the DEO summary reports. Itemized expense details for these candidates are therefore unavailable

**Funds Collected
and Expenditure
Incurred by
Political Parties**

CONTENTS

CHAPTER 9: FUNDS COLLECTED AND EXPENDITURE INCURRED BY POLITICAL PARTIES	392
Introduction	392
Details provided in the Election Expenditure Statement.....	392
Detailed Report	393
Funds collected during Lok Sabha elections (2004 to 2014).....	393
Funds collected by National Parties during the Lok Sabha elections in 2014	394
Expenditure incurred during Lok Sabha elections (2004 to 2014).....	394
Expenditure incurred by National Parties during the Lok Sabha elections in 2014	395
Modes of fund collection and expenditure by political parties, Lok Sabha Elections(2004 to 2014).....	396
Expenditure of Political Parties under various heads (2004 to 2014).....	398
Expenditure incurred under various heads during the Lok Sabha elections in 2014.....	399
Expenditure of Political Parties on Publicity during Lok Sabha elections (2004 to 2014)	400
Expenditure of Political Parties on Publicity during Lok Sabha elections in 2014.....	401
Expenditure of National Parties on Travels during Lok Sabha elections (2004 to 2014).....	402
Expenditure of Political Parties on Travel during Lok Sabha elections in 2014	402
Expenditure of National Parties on Candidates during Lok Sabha elections (2004 to 2014).....	403
Expenditure of National Parties on other/ miscellaneous expenses, Lok Sabha elections(2004 to 2014).....	404
State-wise funds collected and expenditure incurred by National Parties, Lok Sabha elections, 2014	406

TABLES

TABLE 9-1: PARTY-WISE FUNDS COLLECTED DURING LOK SABHA ELECTIONS (2004 TO 2014)	393
TABLE 9-2: PARTY WISE EXPENDITURE INCURRED DURING LOK SABHA ELECTIONS (2004 TO 2014)	394
TABLE 9-3: FUNDS COLLECTED BY NATIONAL PARTIES DURING LOK SABHA ELECTIONS (2004 TO 2014)	397
TABLE 9-4: PARTY WISE EXPENDITURE INCURRED UNDER VARIOUS HEADS DURING THE LOK SABHA ELECTIONS IN 2014.....	399
TABLE 9-5: EXPENDITURE OF NATIONAL PARTIES ON PUBLICITY (LS 2004 TO 2014)	400
TABLE 9-6: PARTY WISE EXPENDITURE OF POLITICAL PARTIES ON PUBLICITY DURING LOK SABHA ELECTIONS, 2014	401
TABLE 9-7: EXPENDITURE OF NATIONAL PARTIES ON TRAVEL (LS 2004 TO 2014).....	402
TABLE 9-8: EXPENDITURE OF NATIONAL PARTIES TOWARDS CANDIDATES (LS 2004 TO 2014)	403
TABLE 9-9: DIVISION OF EXPENDITURE AS PROVIDED IN THE STATEMENT SUBMITTED BY THE PARTIES (RS IN CRORES).....	405
TABLE 9-10: FUNDS COLLECTED BY NATIONAL PARTIES FROM DIFFERENT STATES- LS-2014	406
TABLE 9-11: ELECTION EXPENDITURE INCURRED BY NATIONAL PARTIES FROM DIFFERENT STATES- LS-2014.....	408

FIGURES

FIGURE 9-1: FUNDS COLLECTED BY NATIONAL PARTIES DURING LOK SABHA ELECTIONS (2004 TO 2014).....	393
FIGURE 9-2: FUNDS COLLECTED BY NATIONAL PARTIES DURING LOK SABHA ELECTIONS IN 2014	394
FIGURE 9-3: EXPENDITURE INCURRED BY NATIONAL PARTIES DURING LOK SABHA ELECTIONS (2004 TO 2014).....	395
FIGURE 9-4: EXPENDITURE INCURRED BY NATIONAL PARTIES DURING LOK SABHA ELECTIONS, 2014.....	395
FIGURE 9-5: FUNDS COLLECTED AND EXPENSES INCURRED BY NATIONAL PARTIES DURING LOK SABHA ELECTIONS (2004 TO 2014).....	396
FIGURE 9-6: FUNDS COLLECTED IN CASH AND CHEQUE (LOK SABHA 2004 TO 2014).....	397
FIGURE 9-7: DIVISION OF EXPENDITURE BY THE PARTIES DURING LOK SABHA ELECTIONS (2004 TO 2014)	398
FIGURE 9-8: EXPENDITURE OF NATIONAL PARTIES UNDER VARIOUS HEADS, LOK SABHA 2014.....	399
FIGURE 9-9: EXPENDITURE ON PUBLICITY OF NATIONAL PARTIES DURING LOK SABHA ELECTIONS (2004 TO 2014).....	400
FIGURE 9-10: EXPENDITURE OF NATIONAL PARTIES ON PUBLICITY DURING LOK SABHA ELECTIONS, 2014.....	401
FIGURE 9-11: EXPENDITURE ON TRAVEL BY NATIONAL PARTIES DURING LOK SABHA ELECTIONS 2004 TO 2014	402
FIGURE 9-12: EXPENDITURE OF NATIONAL PARTIES ON TRAVEL, LOK SABHA 2014	403
FIGURE 9-13: EXPENDITURE OF NATIONAL PARTIES ON CANDIDATES - LOK SABHA 2004 TO 2014.....	404
FIGURE 9-14: MISCELLANEOUS EXPENSES DECLARED BY BJP, INC AND NCP (LOK SABHA 2004 TO 2014).....	404
FIGURE 9-15: TOP - 5 STATES WITH MAXIMUM FUNDS COLLECTED - LOK SABHA 2014.....	406
FIGURE 9-16: TOP - 5 STATES WITH MAXIMUM EXPENDITURE INCURRED- LOK SABHA 2014.....	408

Chapter 9

Funds Collected and Expenditure Incurred by National Political Parties

Introduction

Political parties are required to submit a statement of election expenditure to the Election Commission within 90 days of completion of General Elections (http://eci.nic.in/eci_main1/PolPar/political_parties_Expenditure_report_GE2014.aspx) . The expenditure statement contains details of the total amount received as funds in the form of cash, cheques and demand drafts and the total amount spent under various heads.

The expenditure statement contains information on the amount spent on the following heads at the state, district and constituency levels by the party:

- o Publicity
- o Travel expenses
- o Other expenses
- o Expenditure towards candidates

Political parties submit these statements providing information of funds collected and spent between announcement and completion of elections. This period could be between 3 weeks to 3 months based on the notification issued by the Election Commission.

Details provided in the Election Expenditure Statement

- 13th August, 2014 was the last date of filing of election expenditure statements of National Parties which was 90 days from 16th May on which the election results were declared.
- Based on the information available on the website of the Election Commission of India, the ECI received the expenditure statements of INC on 22nd Dec,'14, BJP on 12th Jan,'15 , BSP on 8th Aug,'14, NCP on 22nd Aug,'14, CPI on 27th Oct,'14 and CPM's expenditure statements on 25th Aug,'14.
- It is to be noted that while BJP, BSP, NCP, CPI and CPM submitted their expenditure statements with details of only Lok Sabha elections, 2014, the expenditure statement of INC included details of elections to Andhra Pradesh, Arunachal Pradesh, Sikkim and Odisha Assemblies. As the details were not segregated by INC, the information is taken as is submitted by the party.
- Similarly, for Lok Sabha elections, 2004, the expenditure statements of BSP, CPI and CPM contained details of expenditure incurred during Andhra Pradesh, Karnataka, Odisha and Sikkim Assembly Elections. The complete information as submitted by the National Parties have been taken into consideration.

Detailed Analysis

Funds collected during Lok Sabha elections (2004 to 2014)

- The funds declared as collected by political parties were collected between the date of announcement of elections and the date of completion of elections: 75 days (05-03-2014 to 16-05-2014).
- The National parties considered for the report are BJP, INC, BSP, NCP, CPI, and CPM.
- Total funds collected by the National Parties, in cash, cheque/DD or in kind, during Lok Sabha elections held in 2004 was Rs 223.80 crores while during Lok Sabha 2009 elections increased by 282%, to Rs 854.89 crores.
- The total funds collected by the National Parties during Lok Sabha 2014 elections increased by 35.53%, to Rs 1158.59 crores from Rs 854.89 crores during Lok Sabha 2009.
- Over a period of 10 years, the funds collected by National Parties during Lok Sabha elections increased by 418%.

National Party	Lok Sabha elections -2004	Lok Sabha elections -2009	Lok Sabha elections -2014	Total funds collected
BJP	104.32	478.61	588.45	Rs 1,171.38 crores
INC	114.36	313.74	350.39	Rs 778.49 crores
BSP	0.03	33.16	77.26	Rs 110.45 crores
NCP	3.87	9.23	77.85	Rs 90.95 crores
CPI	0.72	9.5	9.52	Rs 19.74 crores
CPM	0.5	10.65	55.12	Rs 66.27 crores
Grand Total	Rs 223.8 crores	Rs 854.89.89 crores	Rs 1158.59 crores	Rs 2237.28 crores

Table 9-1: Party-wise Funds collected during Lok Sabha elections (2004 to 2014)

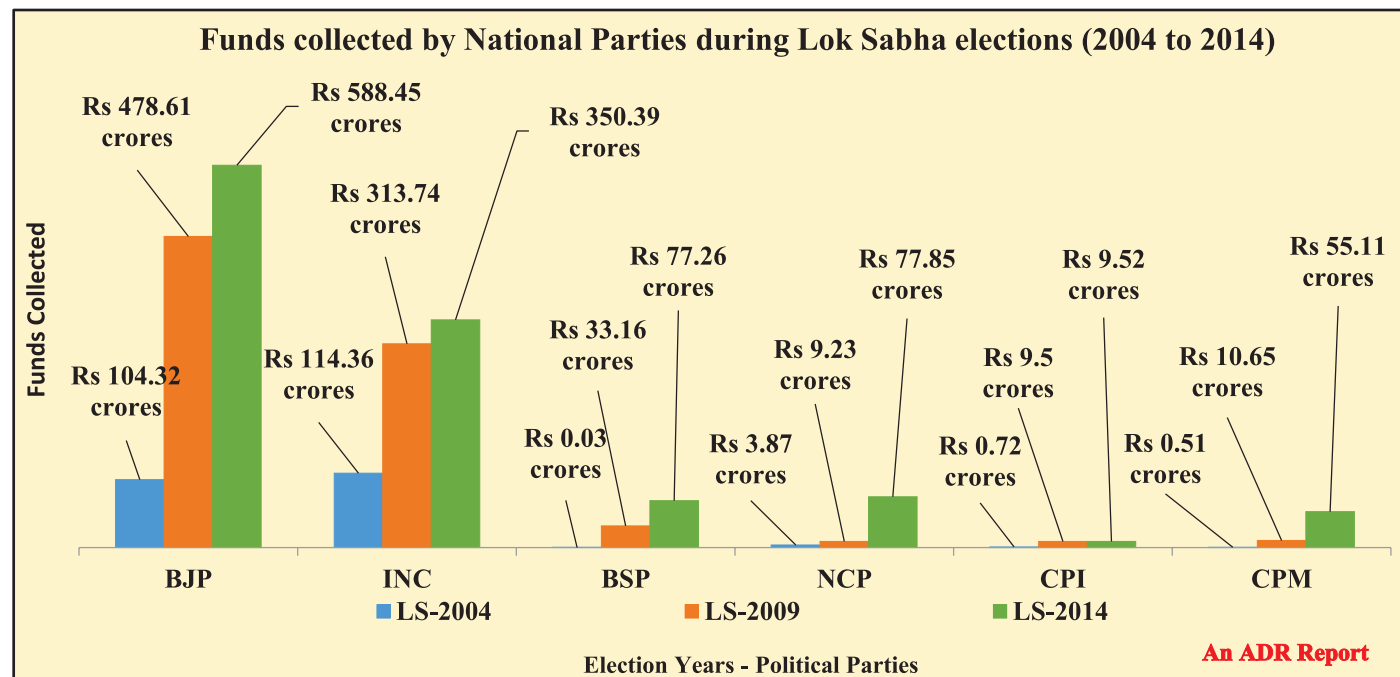


Figure 9-1: Funds collected by National Parties during Lok Sabha elections (2004 to 2014)

Funds collected by National Parties during the Lok Sabha elections in 2014

- BJP declared the highest amount of funds collected during Lok Sabha elections, 2014. The party declared collecting Rs 588.45 crores over 75 days of election period.
- INC declared the second highest amount of Rs 350.39 crores followed by NCP with Rs 77.85 crores and BSP with Rs 77.26 crores.
- CPI declared the least funds collected (Rs 9.52 crores) during the 75 days of election period.

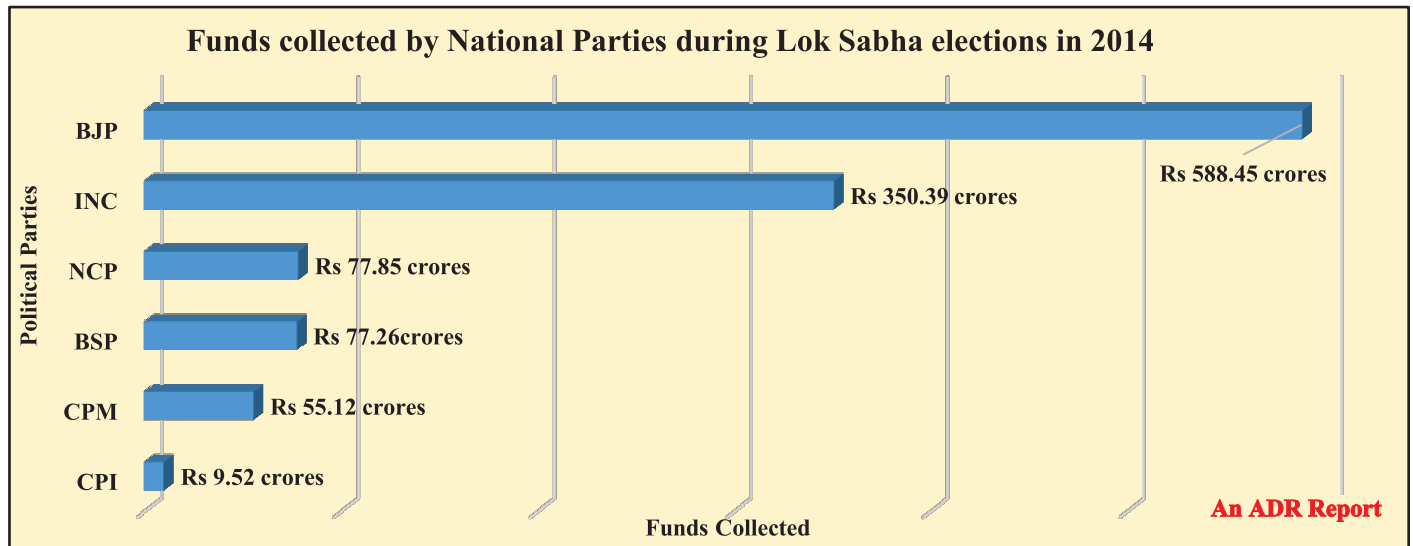


Figure 9-2: Funds collected by National Parties during Lok Sabha elections in 2014

Expenditure incurred during Lok Sabha elections (2004 to 2014)

- Total expenditure incurred by the National Parties, in cash or cheque/DD, during Lok Sabha elections held in 2004 was Rs 269.42 crores while during Lok Sabha 2009 elections increased by 225%, to Rs 875.81 crores.
- The total expenditure of the National Parties during Lok Sabha 2014 elections increased by 49.43%, to Rs 1308.75 crores from Rs 875.81 crores during Lok Sabha 2009.
- Over a period of 10 years, the expenditure incurred by National Parties during Lok Sabha elections increased by 386%.

National Party	Lok Sabha elections -2004	Lok Sabha elections -2009	Lok Sabha elections -2014	Total expenditure
BJP	102.65	448.81	712.48	Rs 1263.94 crores
INC	149.61	380.04	486.21	Rs 1015.86 crores
BSP	4.21	21.23	30.06	Rs 55.5 crores
NCP	3.86	8.06	64.48	Rs 76.4 crores
CPI	0.52	8.12	6.72	Rs 15.36 crores
CPM	8.57	9.55	8.8	Rs 26.92 crores
Grand Total	Rs 269.42 crores	Rs 875.81 crores	Rs 1308.75 crores	Rs 2453.98 crores

Table 9-2: Party wise Expenditure incurred during Lok Sabha elections (2004 to 2014)

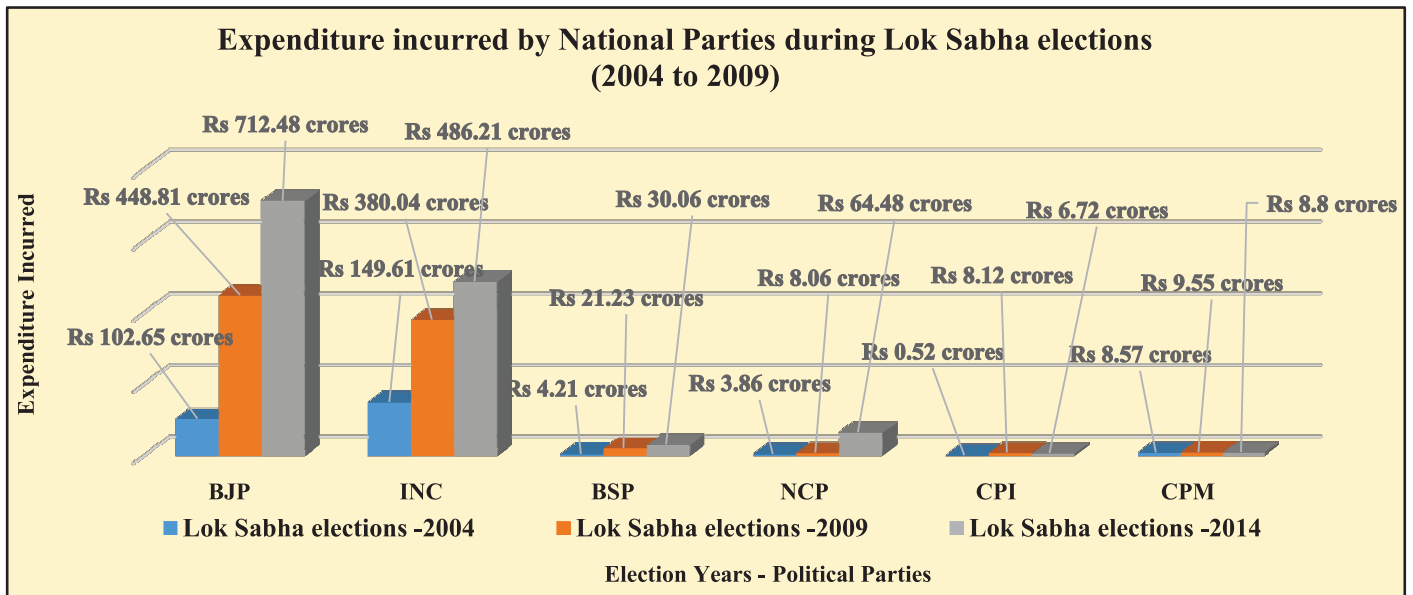


Figure 9-3: Expenditure incurred by National Parties during Lok Sabha elections (2004 to 2014)

Expenditure incurred by National Parties during the Lok Sabha elections in 2014

- BJP declared the highest amount of expenditure incurred during Lok Sabha elections, 2014. The party declared expenses of Rs 712.48 crores over 75 days of election period.
- INC declared the second highest amount of Rs 486.21 crores followed by NCP with Rs 64.48 crores and BSP with Rs 30.06 crores.
- CPI declared the least amount of election expenditure (Rs 6.72 crores) during the 75 days of election period.

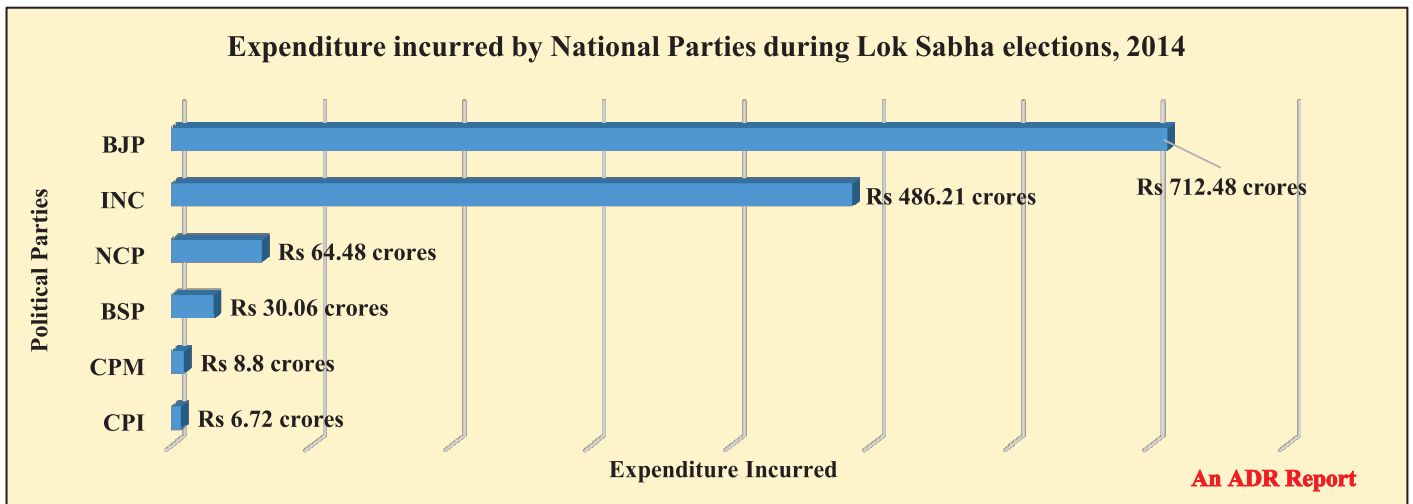


Figure 9-4: Expenditure incurred by National Parties during Lok Sabha elections, 2014

- It is to be noted that the total expenditure of National Parties during all the three Lok Sabha elections had exceeded the total funds collected by the parties during the election period.
- Total funds collected during Lok Sabha 2004 were Rs 223.80 crores but expenditure declared was Rs 269.42 crores. Similarly, funds collected during Lok Sabha 2009 were Rs 854.89 crores but expenditure was Rs 875.81 crores and during Lok Sabha 2014, funds collected were Rs 1158.59 crores and expenditure incurred was Rs 1308.75 crores.

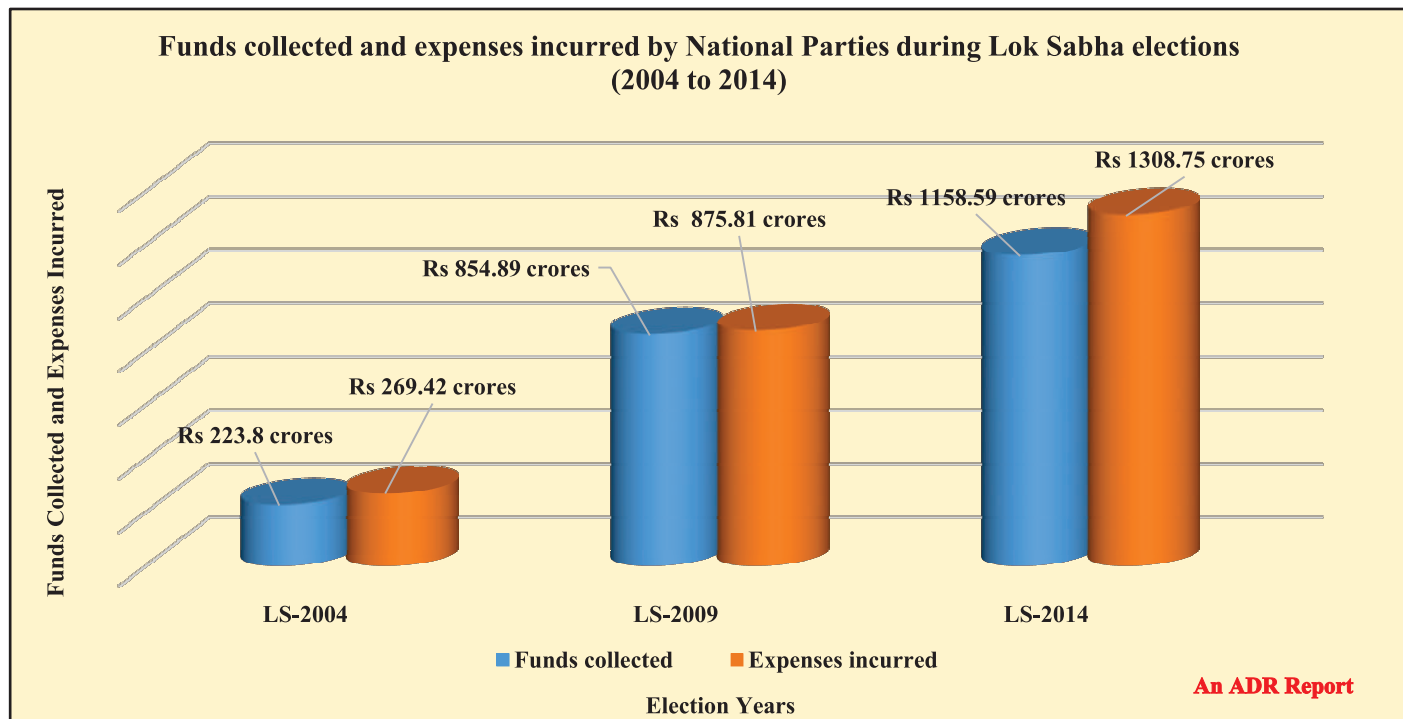
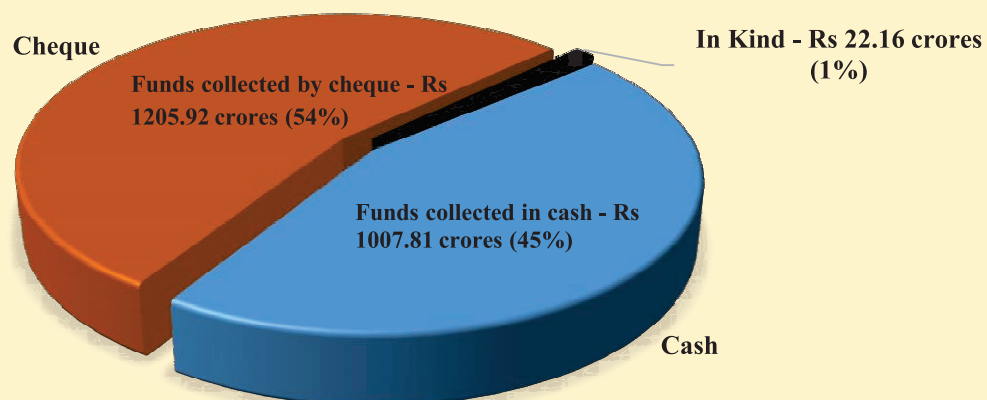


Figure 9-5: Funds collected and expenses incurred by National Parties during Lok Sabha elections (2004 to 2014)

Modes of fund collection and expenditure by political parties during Lok Sabha Elections (2004 to 2014)

- The total funds collected by National parties amounted to Rs 2237.28 crores during Lok Sabha 2004, 2009 and 2014 elections, of which 54% or Rs 1205.92 crores was collected by cheque, while 45% or Rs 1007.81 crores was collected by cash.
- There is provision for political parties to declare funds collected in kind during election period. The National Parties during the three Lok Sabha elections collected funds in kind amounting to a total of Rs 22.16 crores or 1% of the overall funds collected.

Funds collected in cash and cheque (Lok Sabha 2004 to 2014)



An ADR Report

Figure 9-6: Funds collected in cash and cheque (Lok Sabha 2004 to 2014)

Funds collected by National Parties (Rs. in crores)						Total (Rs. in crores)
National Party	Lok Sabha Elections	Cash	Cheque	In kind	Undeclared Mode	
BJP	LS-2004	29.43	59.22	15.67	0	104.32
	LS-2009	239.73	232.99	5.89	0	478.61
	LS-2014	227.32	360.81	0.32	0	588.45
Total (Rs in crores)		496.48	653.02	21.88	0	Rs 1171.38 crores
INC	LS-2004	39.314	73.71	0	1.33	114.35
	LS-2009	237.36	76.38	0	0	313.74
	LS-2014	109.07	241.05	0.27	0	350.39
Total (Rs in crores)		385.744	391.14	0.27	1.33	Rs 778.48 crores
BSP	LS-2004	0	0.03	0	0	0.03
	LS-2009	33.16	0.0002	0	0	33.16
	LS-2014	0	77.26	0	0	77.26
Total (Rs in crores)		33.16	77.29	0	0	Rs 110.45 crores
NCP	LS-2004	1.18	2.63	0	0.06	3.87
	LS-2009	7.34	1.89	0	0	9.23
	LS-2014	32.874	44.98	0	0	77.85
Total (Rs in crores)		41.39	49.5	0	0.06	Rs 90.95 crores
CPI	LS-2004	0.36	0.36	0	0	0.72
	LS-2009	4.29	5.21	0	0	9.5
	LS-2014	2.38	7.14	0	0	9.52
Total (Rs in crores)		7.03	12.71	0	0	Rs 19.74 crores

Funds collected by National Parties (Rs. in crores)						Total (Rs. in crores)
National Party	Lok Sabha Elections	Cash	Cheque	In kind	Undeclared Mode	
CPM	LS-2004	0.0095	0.50	0	0	0.51
	LS-2009	6.88	3.77	0	0	10.65
	LS-2014	37.11	17.994	0.01	0	55.11
Total (Rs in crores)		44.00	22.26	0.01	0	Rs 66.27 crores
Grand Total (Rs in crores)		1007.81	1205.92	22.16	1.39	Rs 2237.28 crores

Table 9-3: Funds collected by National Parties during Lok Sabha elections (2004 to 2014)

Expenditure of Political Parties under various heads (2004 to 2014)

- The main heads under which political parties declare their expenses are publicity, travel, other/ miscellaneous expenses and expenditure on candidates.
- During Lok Sabha elections in 2004, 2009 and 2014 together National Parties spent 50.58% of their total expenditure on publicity, 19.68% on travel expenses and 15.43% on candidates and 14.31% on other expenses.
- During Lok Sabha elections, 2004, National Parties spent Rs 115.90 crores on publicity, Rs 34.57 crores on travels, Rs 50.715 crores on other expenses and Rs 60.364 crores on expenditure towards candidates.
- During Lok Sabha elections, 2014, National Parties spent Rs 858.97 crores on publicity, Rs 311.8 crores on travels, Rs 104.28 crores on other expenses and Rs 311.47 crores on expenditure towards candidates.
- In 10 years, expenditure on publicity increased by 641% while expenditure on travel increased by 802% and the declared expenditure on candidates increased by 416%.

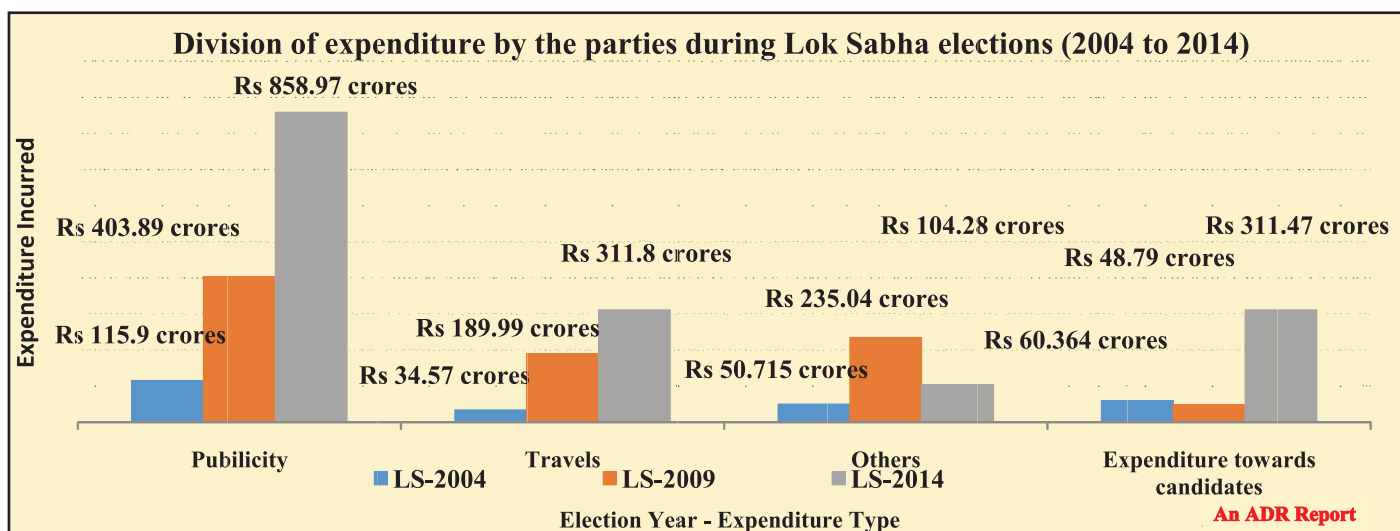


Figure 9-7: Division of expenditure by the parties during Lok Sabha elections (2004 to 2014)

Expenditure incurred under various heads during the Lok Sabha elections in 2014

- During Lok Sabha elections in 2014, BJP declared spending Rs 463.17 crores on publicity while INC spent Rs 346.41 crores, NCP – Rs 30.98 crores, BSP – Rs 12.75 crores, CPM – Rs 4.94 crores and CPI – Rs 0.72 crores.
- BJP's declared expenditure on travel (for leaders, workers and star campaigners) was Rs 159.15 crores while INC spent Rs 129.50 crores on travel. NCP – Rs 3.73 crores, BSP – Rs 17.31 crores, CPM – Rs 1.94 crores and CPI – Rs 0.17 crores.
- BJP declared an equal amount of expenditure on candidates as that incurred on travel during Lok Sabha 2014 elections. The party spent Rs 159.81 crores on its candidates while INC spent Rs 96.70 crores on its candidates.

National Party	Publicity	Travels	Others	Expenditure towards candidates	Total expenditure
BJP	463.17	159.15	90.15	159.81	Rs 872.28 crores
INC	346.41	129.5	10.3	96.7	Rs 582.91 crores
NCP	30.98	3.73	0.36	42.48	Rs 77.55 crores
BSP	12.75	17.31	0	0	Rs 30.06 crores
CPM	4.94	1.94	1.93	9.71	Rs 18.52 crores
CPI	0.72	0.17	1.54	2.77	Rs 5.2 crores
Total	Rs 858.97crores	Rs 311.8 crores	Rs 104.28 crores	Rs 311.47 crores	1586.52 crores

Table 9-4: Party wise Expenditure incurred under various heads during the Lok Sabha elections in 2014

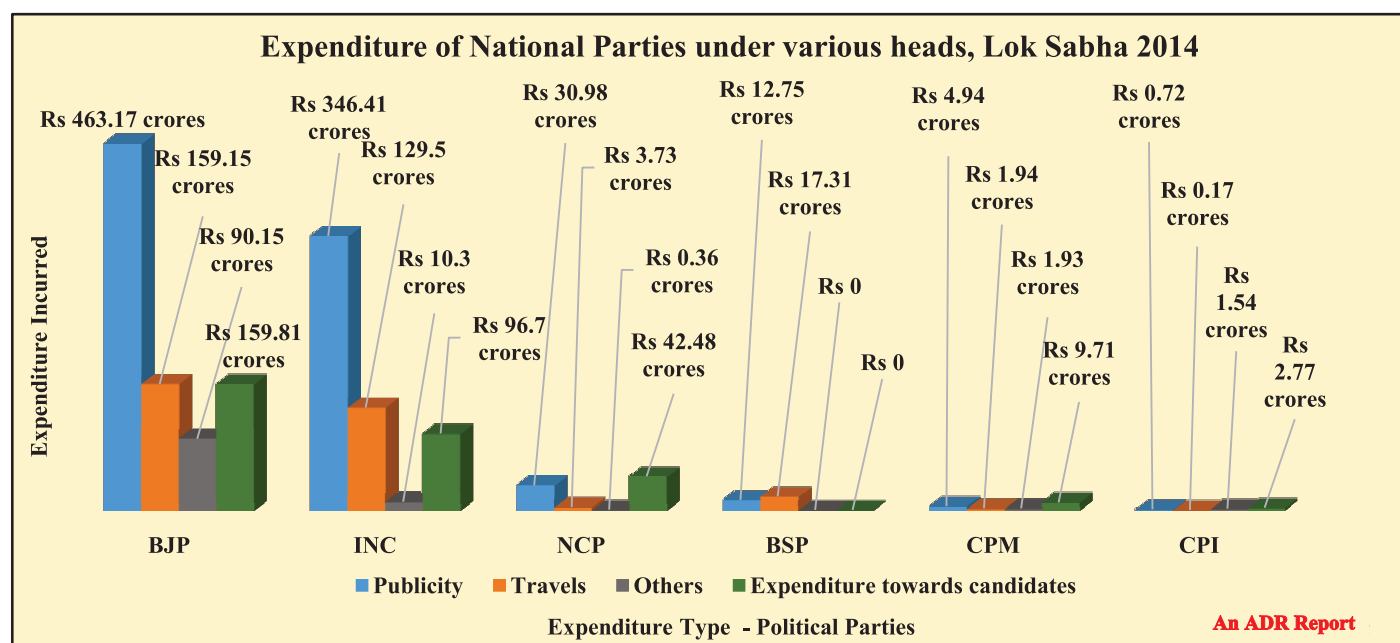


Figure 9-8: Expenditure of National Parties under various heads, Lok Sabha 2014

Expenditure of Political Parties on Publicity during Lok Sabha elections (2004 to 2014)

- There are three main items listed under publicity expenditure: expense on media advertisement (print & electronic, bulk sms, cable, website, TV channels) publicity material (hoardings, posters, banners etc.), expenses on public meetings (processions, rallies etc.).
- Of the six National Parties, the expenditure on publicity of 5 parties was highest for the Lok Sabha elections in 2014 than the earlier elections while expenditure of CPM decreased from Rs 5.23 crores in Lok Sabha 2009 to Rs 4.94 crores during Lok Sabha 2014 elections.
- Expenditure of BJP on publicity increased from Rs 49.31 crores during Lok Sabha 2004 to Rs 180.87 crores during Lok Sabha 2009 and Rs 463.17 crores during Lok Sabha 2014. The party declared an overall increase of 839% in 10 years.
- Expenditure of INC on publicity increased from Rs 62.77 crores during Lok Sabha 2004 to Rs 207.88 crores during Lok Sabha 2009 and Rs 346.41 crores during Lok Sabha 2014. The party declared an overall increase of 452% in 10 years.

Expenditure of National Parties on Publicity (LS 2004 to 2014)						
Lok Sabha Elections	BJP	INC	BSP	NCP	CPI	CPM
LS-2004	49.31	62.77	0.81	2.83	0.12	0.06
LS-2009	180.87	207.88	8.46	0.76	0.69	5.23
LS-2014	463.17	346.41	12.75	30.98	0.72	4.94
Total Expenditure	Rs 693.35 crores	Rs 617.06 crores	Rs 22.02 crores	Rs 34.57 crores	Rs 1.53 crores	Rs 10.23 crores

Table 9-5: Expenditure of National Parties on Publicity (LS 2004 to 2014)

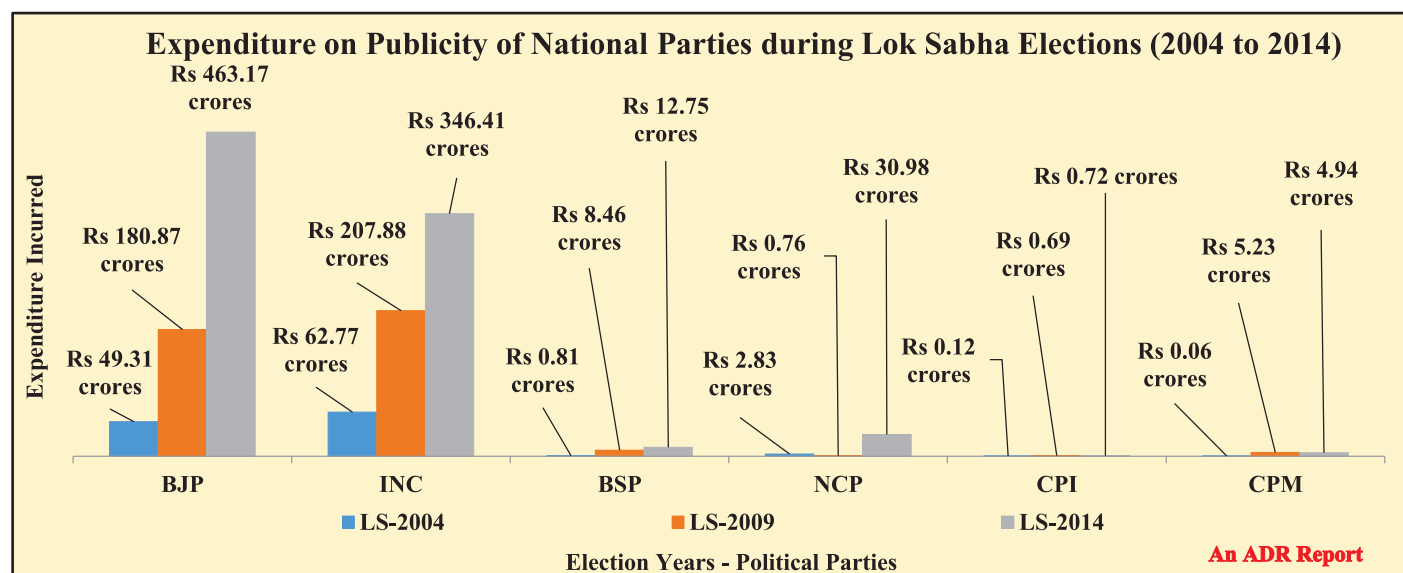


Figure 9-9: Expenditure on Publicity of National Parties during Lok Sabha Elections (2004 to 2014)

Expenditure of Political Parties on Publicity during Lok Sabha elections in 2014

- National Parties collectively spent Rs 661.26 crores (or 76.98%) on media advertisement, Rs 126.94 crores (or 14.78%) on public meetings and Rs 70.77 crores (or 8.24%) on publicity materials during Lok Sabha Elections, 2014.
- BJP spent the maximum amount of Rs 342.36 crores on media advertisement followed by Rs 89.56 crores on public meetings and Rs 31.35 crores on publicity materials.
- INC spent the maximum amount of Rs 289.22 crores on media advertisement followed by Rs 33.08 crores on public meetings and Rs 24.11 crores on publicity materials, while BSP spent Rs 6.59 crores on publicity materials and Rs 3.91 crores on media advertisement.

National Party	Publicity			Total
	Media Advertisement	Publicity Materials	Public Meetings	
BJP	342.36	31.35	89.46	Rs 463.17 crores
INC	289.22	24.11	33.08	Rs 346.41 crores
NCP	24.85	5.47	0.66	Rs 30.98 crores
BSP	3.91	6.59	2.25	Rs 12.75 crores
CPI	0.001	0.57	0.15	Rs 0.721 crores
CPM	0.92	2.68	1.34	Rs 4.94 crores
Total	Rs 661.261 crores	Rs 70.77 crores	Rs 126.94 crores	Rs 858.971 crores

Table 9-6: Party wise Expenditure of Political Parties on Publicity during Lok Sabha elections, 2014




Figure 9-10: Expenditure of National Parties on publicity during Lok Sabha elections, 2014

Expenditure of National Parties on Travels during Lok Sabha elections (2004 to 2014)

- Expenditure of BJP on travel increased from Rs 18.25 crores during Lok Sabha 2004 to Rs 64.55 crores during Lok Sabha 2009 and Rs 159.15 crores during Lok Sabha 2014. The party declared an overall increase of 772% in 10 years.
- Expenditure of INC on travel increased from Rs 13.92 crores during Lok Sabha 2004 to Rs 116.65 crores during Lok Sabha 2009 and Rs 129.50 crores during Lok Sabha 2014. The party declared an overall increase of 830% in 10 years.

Expenditure of National Parties on Travel (LS 2004 to 2014)						
Lok Sabha Elections	BJP	INC	BSP	NCP	CPI	CPM
LS-2004	18.25	13.92	1.94	0.37	0.06	0.03
LS-2009	64.55	116.65	2.48	3.855	0.26	2.19
LS-2014	159.15	129.5	17.31	3.73	0.17	1.94
Total Expenditure	Rs 241.95 crores	Rs 260.07 crores	Rs 21.73 crores	Rs 7.96 crores	Rs 0.49 crores	Rs 4.16 crores

Table 9-7: Expenditure of National Parties on Travel (LS 2004 to 2014)

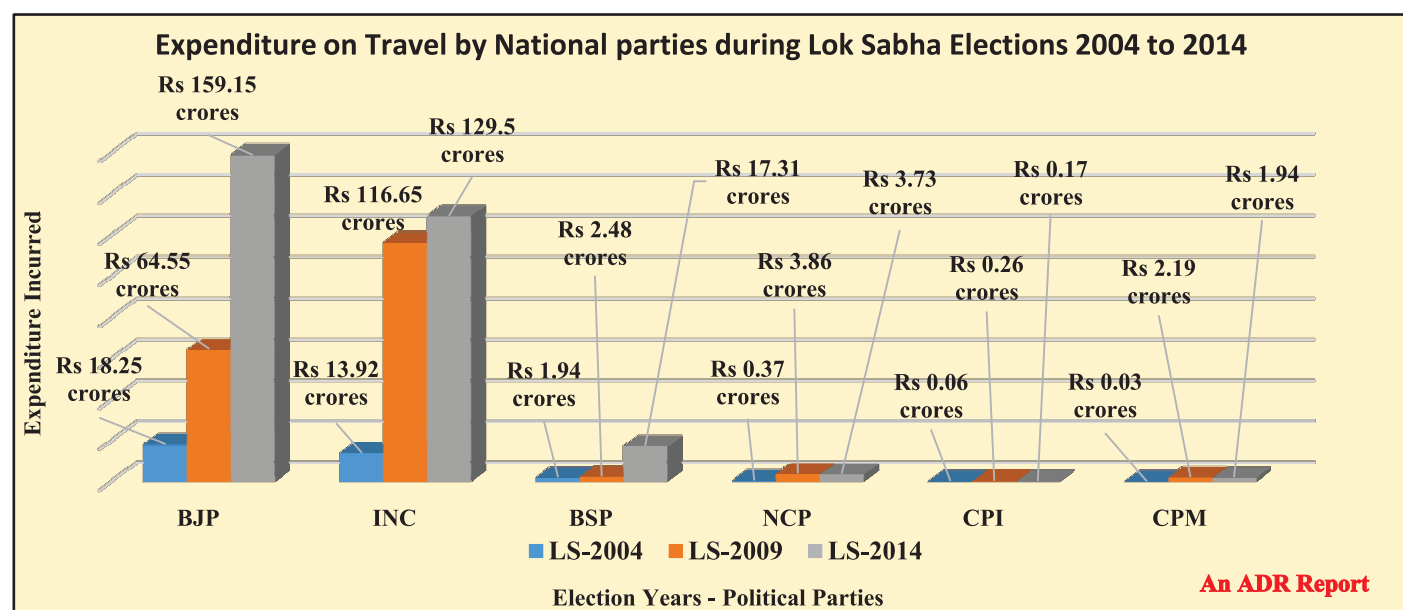


Figure 9-11: Expenditure on Travel by National parties during Lok Sabha Elections 2004 to 2014

Expenditure of Political Parties on Travel during Lok Sabha elections in 2014

- BJP declared a travel expenditure of Rs 159.15 crores which is 51% of the total travel expenditure of six National Parties.
- INC declared a total travel expenditure of Rs 129.50 crores (41% of total travel expenses of all National Parties).
- CPI declared the least amount among National Parties under travel expenses. The National Party declared a total of Rs 0.17 crores as expenditure on travel of leaders, workers and Star campaigners.

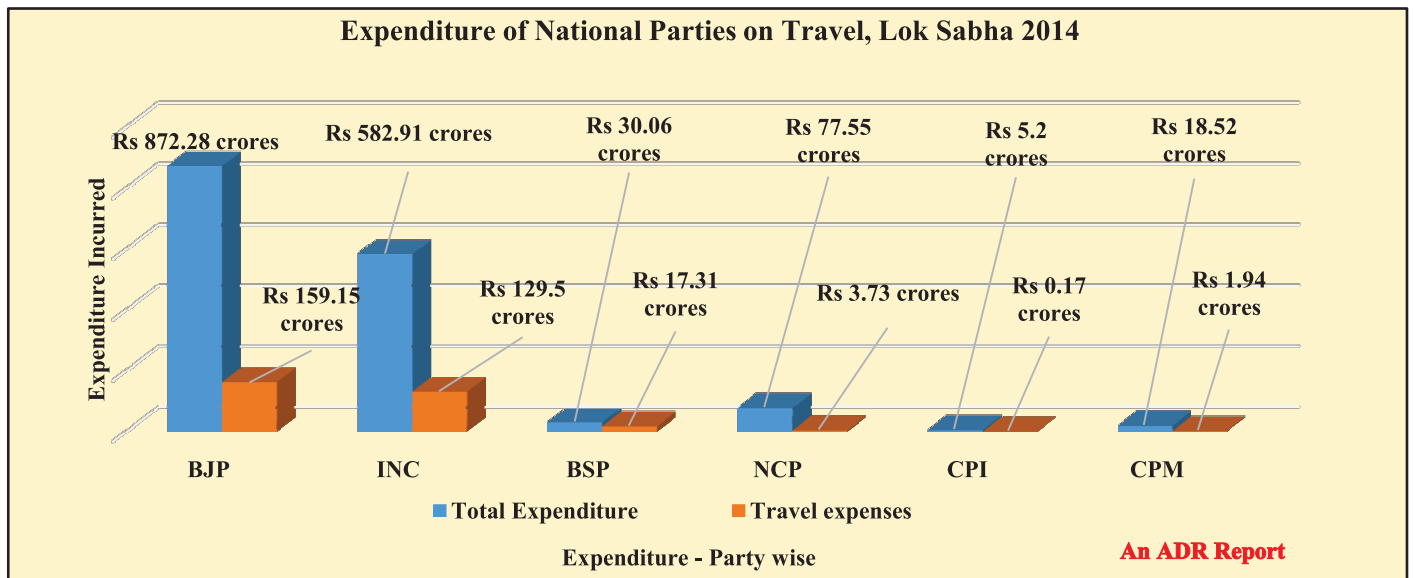


Figure 9-12: Expenditure of National Parties on Travel, Lok Sabha 2014

Expenditure of National Parties on Candidates during Lok Sabha elections (2004 to 2014)

- In 10 years, during Lok Sabha 2004, 2009 and 2014 elections, INC declared spending Rs 193.74 crores on candidates (46% of total expenditure on candidates by National Parties).
- BJP declared that the party incurred no expenditure on candidates during Lok Sabha 2004 and 2009 elections and spent Rs 159.81 crores during Lok Sabha elections 2014.
- BSP declared that the party incurred no expenditure on candidates during Lok Sabha elections, 2009 and 2014 but declared a total of Rs 12.6 lakhs as expenditure towards candidates during Lok Sabha elections, 2004.

Expenditure of National Parties towards candidates (LS 2004 to 2014)						
Lok Sabha Elections	BJP	INC	BSP	NCP	CPI	CPM
LS-2004	0	60.13	0.126	0	0.108	0
LS-2009	0	36.91	0	0	1.62	10.26
LS-2014	159.81	96.7	0	42.48	2.77	9.71
Total Expenditure	Rs 159.81 crores	Rs 193.74 crores	Rs 0.13 crores	Rs 42.48 crores	Rs 4.50 crores	Rs 19.97 crores

Table 9-8: Expenditure of National Parties towards candidates (LS 2004 to 2014)

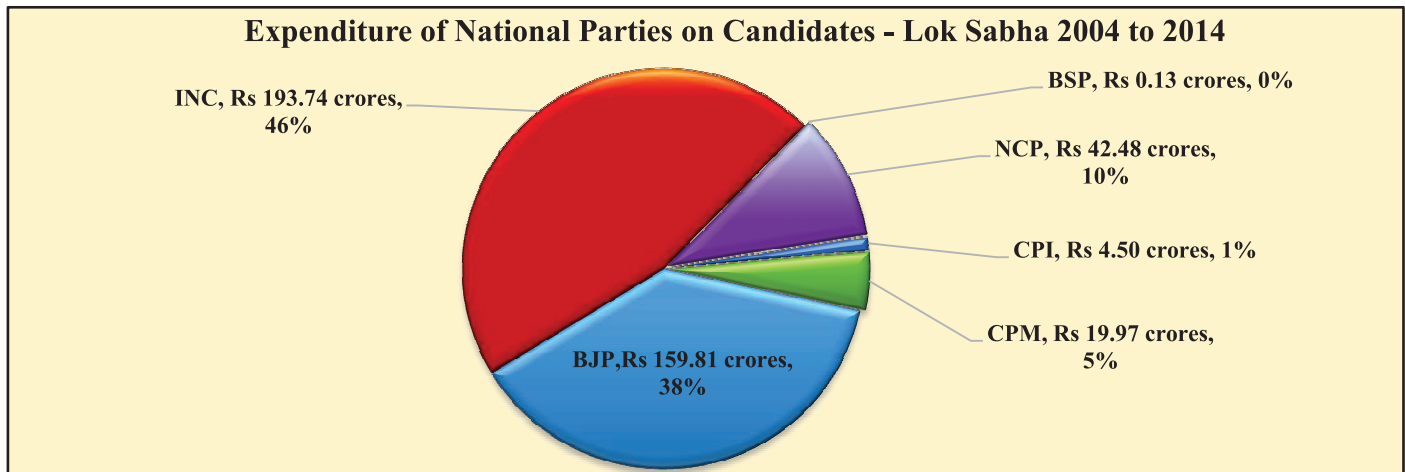


Figure 9-13: Expenditure of National Parties on Candidates - Lok Sabha 2004 to 2014

Expenditure of National Parties on other/ miscellaneous expenses during Lok Sabha elections (2004 to 2014)

- In the format of expenditure statement circulated by the ECI, political parties are required to declare any other miscellaneous expenditure incurred by them during the election period which is not covered under other heads.
- BJP declared the highest amount under miscellaneous expenses among all the National Parties. The party declared Rs 25.85 crores during Lok Sabha 2004, Rs 197.93 crores during Lok Sabha 2009 and Rs 90.15 crores during Lok Sabha 2014. Thus a total of Rs 313.93 crores declared as miscellaneous expenses.
- INC declared Rs 14.62 crores during Lok Sabha 2004, Rs 18.59 crores during Lok Sabha 2009 and Rs 10.30 crores during Lok Sabha 2014.

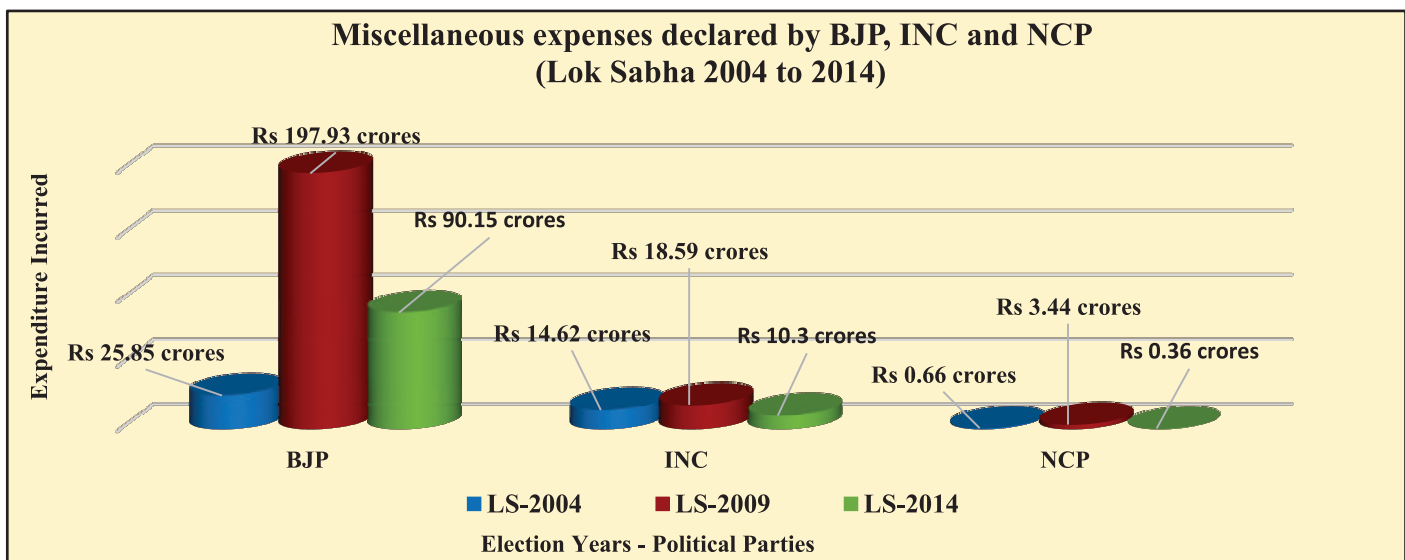


Figure 9-14: Miscellaneous expenses declared by BJP, INC and NCP (Lok Sabha 2004 to 2014)

Division of expenditure as provided in the statement submitted by the parties (Rs in crores)						Total
National Party	Lok Sabha Elections	Publicity	Travels	Others	Expenditure towards candidates	
BJP	LS-2004	49.31	18.25	25.85	0	93.41
	LS-2009	180.87	64.55	197.93	0	443.35
	LS-2014	463.17	159.15	90.15	159.81	872.28
Total		693.35	241.95	313.93	159.81	1409.04
INC	LS-2004	62.77	13.92	14.62	60.13	151.44
	LS-2009	207.88	116.655	18.59	36.91	380.04
	LS-2014	346.41	129.5	10.3	96.7	582.91
Total		617.06	260.08	43.51	193.74	1114.39
BSP	LS-2004	0.81	1.94	1.33	0.126	4.206
	LS-2009	8.46	2.48	10.29	0	21.23
	LS-2014	12.75	17.31	0	0	30.06
Total		22.02	21.73	11.62	0.126	55.496
NCP	LS-2004	2.83	0.37	0.66	0	3.86
	LS-2009	0.76	3.855	3.44	0	8.05
	LS-2014	30.98	3.73	0.36	42.48	77.55
Total		34.57	7.95	4.46	42.48	89.46
CPI	LS-2004	0.12	0.06	0.085	0.108	0.373
	LS-2009	0.69	0.26	1.68	1.62	4.25
	LS-2014	0.72	0.17	1.54	2.77	5.2
Total		1.53	0.49	3.305	4.498	9.823
CPM	LS-2004	0.06	0.03	8.17	0	8.26
	LS-2009	5.23	2.19	3.11	10.26	20.79
	LS-2014	4.94	1.94	1.93	9.71	18.52
Total		10.23	4.16	13.21	19.97	47.57
Grand Total (Rs in crores)		1378.76	536.36	390.04	420.62	2725.78

Table 9-9: Division of expenditure as provided in the statement submitted by the parties (Rs in crores)

State-wise funds collected and expenditure incurred by the National Parties during Lok Sabha elections in 2014

- Political parties are required to submit details of funds collected and expenditure incurred at the state level.
- Based on the election expenditure declaration of National Parties for the Lok Sabha elections, 2014, maximum funds were collected from Maharashtra from which the state unit collected Rs 201.34 crores followed by Andhra Pradesh with Rs 77.59 crores and Gujarat with Rs 67.30 crores

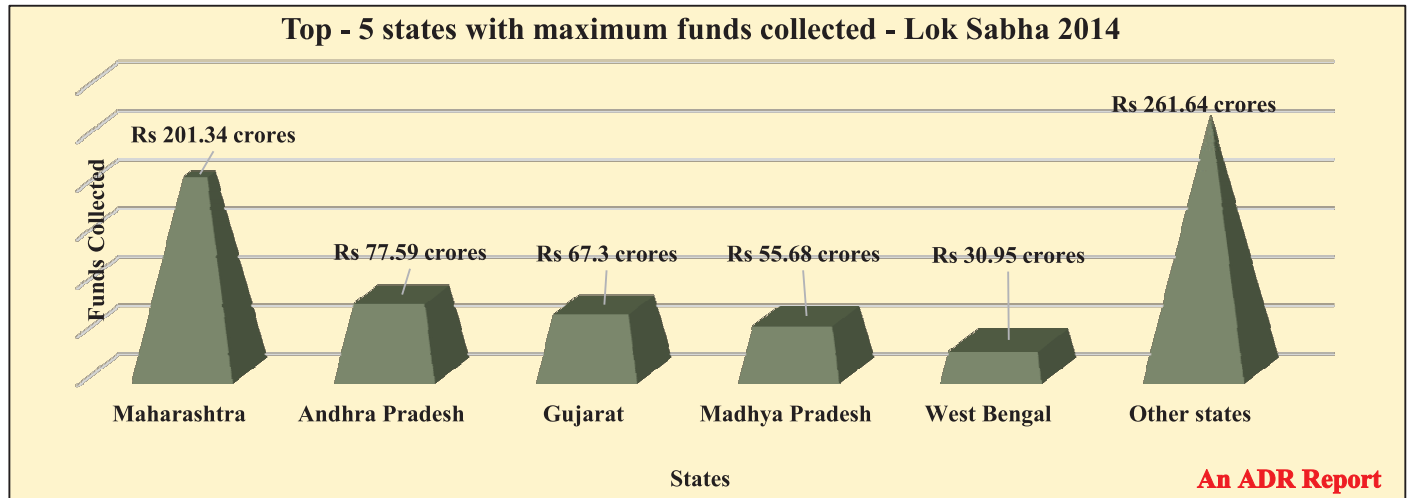


Figure 9-15: Top - 5 states with maximum funds collected - Lok Sabha 2014

Funds Collected by National Parties from different states- LS-2014							
States	BJP	INC	BSP	NCP	CPI	CPM	Funds collected (Rs.)
Maharashtra	804,549,307	625,420,605	0	576,553,110	1,339,378	5,535,264	2,013,397,664
Andhra Pradesh	43,073,724	422,318,000	0	-	50,303,812	60,243,399	775,938,935
Gujarat	641,446,566	30,682,000	0	-	442,401	405,498	672,976,465
Madhya Pradesh	548,165,060	5,933,289	0	-	829,254	1,887,679	556,815,282
West Bengal	104,789,064	6,169,700	0	-	2,382,396	196,114,428	309,455,588
Odisha	252,583,430	32,028,077	0	2,500,000	1,019,149	8,178,625	296,309,281
Uttar Pradesh	283,441,470	8,832,447	0	-	717,674	1,227,845	294,219,436
Telangana	-	244,010,106	0	-	-	30,290,814	274,300,920
Kerala	119,798,005	18,287,139	0	-	6,145,300	112,679,295	256,909,739
Rajasthan	179,259,407	4,539,518	0	-	83,204	171,354	184,053,483
Karnataka	70,746,729	108,691,000	0	-	931,875	1,912,200	182,281,804
Chhattisgarh	135,041,528	8,350,000	0	-	210,000	496,719	144,098,247
Haryana	73,499,253	45,187,253	0	-	276,100	5,458,828	124,421,434

Funds Collected by National Parties from different states- LS-2014							
States	BJP	INC	BSP	NCP	CPI	CPM	Funds collected (Rs.)
Jharkhand	114,937,533	650,000	0	-	58,500	747,944	116,393,977
Bihar	107,716,568	4,311,720	0	-	2,586,578	939,582	115,554,448
Assam	700,000	106,707,704	0	-	109,740	1,070,035	108,587,479
Delhi	95,688,547	5,500,000	0	-	141,069	-	101,329,616
Tamilnadu	41,340,589	15,718,261	0	-	6,149,700	23,682,251	86,890,801
Goa	51,444,299	15,700,000	0	-	1,467,153	-	68,611,452
Punjab	30,422,927	14,111,001	0	-	1,101,900	4,516,395	50,152,223
Tripura	282,024	2,250,000	0	-	-	46,711,860	49,243,884
Meghalaya	4,186,300	24,020,527	0	-	-	-	28,206,827
Uttarakhand	6,529,321	20,072,000	0	-	5,000	276,902	26,883,223
Arunachal Pradesh	17,900,000	2,972,720	0	4,500,000	-	-	25,372,720
Lakshdweep	-	150,000	0	22,500,000	-	-	22,650,000
Manipur	450,422	705,000	0	15,500,000	932,000	-	17,587,422
Himachal Pradesh	12,222,788	2,500,000	0	-	-	2,807,844	17,530,632
Jammu & Kashmir	4,840,180	188,185	0	-	-	-	5,028,365
Chandigarh	4,538,000	0	0	-	-	-	4,538,000
Dadra and Nagar Haveli	3,408,000	1,000,000	0	-	-	-	4,408,000
A&N Island	1,700,000	50,000	0	1,500,000	-	344,994	3,594,994
Nagaland	-	2,550,000	0	-	-	-	2,550,000
Daman & Diu	1,065,467	1,390,000	0	-	-	-	2,455,467
Pondicherry	76,053	200,000	0	-	1,042,000	-	1,318,053
Sikkim	0	923,000	0	-	-	-	923,000
Mizoram	-	0	0	-	-	-	-
Total Funds Rs.	3,955,842,561	1,782,119,252		623,053,110	78,274,183	505,699,755	6,944,988,861

Table 9-10: Funds Collected by National Parties from different states- LS-2014

- Collectively, National Parties spent the maximum amount at the state level in Madhya Pradesh where the parties incurred a total expenditure of Rs 98.06 crores followed by Maharashtra (Rs 92.81 crores) and Gujarat (Rs 67.18 crores).

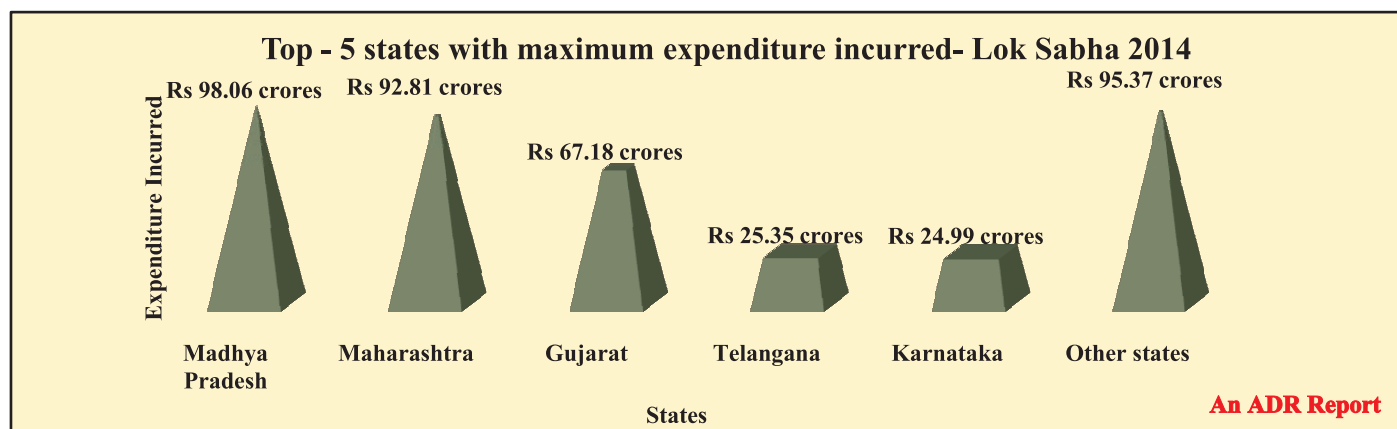


Figure 9-16: Top - 5 states with maximum expenditure incurred- Lok Sabha 2014

Election Expenditure incurred by National Parties from different states- LS-2014							
States	BJP	INC	BSP	NCP	CPI	CPM	Expenditure incurred (Rs)
Madhya Pradesh	974,322,597	4,233,114	0	-	735,940	1,325,706	980,617,357
Maharashtra	118,182,686	358,892,081	0	449,659,120	1,394,159	-	928,128,046
Gujarat	658,809,744	12,639,989	0	-	307,848	60,006	671,817,587
Telangana	-	250,245,533	0	-	-	3,241,205	253,486,738
Karnataka	83,512,575	164,839,357	0	-	1,463,371	91,996	249,907,299
Andhra Pradesh	13,030,195	133,086,877	0	-	30,238,290	4,306,382	180,661,744
Chhattisgarh	101,159,552	7,348,220	0	-	215,000	384,219	109,106,991
Assam	1,961,371	67,916,727	-	-	76,157	838,949	70,793,204
Kerala	40,479,300	7,734,111	0	-	7,010,252	9,346,625	64,570,288
Jharkhand	60,414,108	628,099	0	-	50,204	320,955	61,413,366
Rajasthan	56,203,239	2,501,081	0	-	132,944	25,200	58,862,464
Bihar	47,364,506	3,084,718	0	-	3,801,679	78,510	54,329,413
West Bengal	12,904,750	6,538,848	0	-	1,887,016	32,612,094	53,942,708
Odisha	15,965,537	32,813,732	0	2,283,400	708,095	652,957	52,423,721
Tamilnadu	9,760,261	15,718,261	0	-	-	19,599,653	45,078,175
Haryana	1,889,879	24,068,677	0	-	242,125	1,993,073	28,193,754

Election Expenditure incurred by National Parties from different states- LS-2014							
States	BJP	INC	BSP	NCP	CPI	CPM	Expenditure incurred (Rs)
Meghalaya	4,768,850	20,189,395	-	-	-	-	24,958,245
Uttarakhand	1,711,838	19,849,197	0	-	312,136	138,250	22,011,421
Manipur	6,522,892	696,252	-	12,547,887	932,225	-	20,699,256
Punjab	5,921,584	8,937,216	0	-	120,219	3,619,027	18,598,046
Arunachal Pradesh	10,614,040	2,472,720	-	4,061,622	-	-	17,148,382
Lakshdweep	-	440,566	-	11,217,653	-	-	11,658,219
Himachal Pradesh	10,288,292	412,465	0	-	-	154,173	10,854,930
Uttar Pradesh	758,626	8,426,610	0	-	-	742,959	9,928,195
Tripura	788,619	1,781,283	-	-	-	6,722,529	9,292,431
A&N Island	7,500,000	0	0	1,255,816	-	264,589	9,020,405
Goa	3,990,556	1,454,632	-	-	-	-	5,445,188
Dadra and Nagar Haveli	2,423,826	1,388,988	0	-	-	-	3,812,814
Delhi	544,835	2,620,195	0	-	3,940	-	3,168,970
Nagaland	-	2,243,500	-	-	-	-	2,243,500
Jammu & Kashmir	1,672,487	363,489	0	-	-	-	2,035,976
Sikkim	481,172	889,603	-	-	-	-	1,370,775
Mizoram	-	855,330	-	-	-	-	855,330
Daman & Diu	96,449	520,904	0	-	-	-	617,353
Chandigarh	333,400	0	0	-	-	-	333,400
Pondicherry	0	224,000	0	-	0	-	224,000
Total Funds Rs.	2,254,377,766	1,166,055,770	0	481,025,498	49,631,600	86,519,057	4,037,609,691

Table 9-11: Election Expenditure incurred by National Parties from different states- LS-2014

Mera Vote Mera Desh Campaign

CONTENTS

CHAPTER 9: MERA VOTE MERA DESH CAMPAIGN	413
Activities Undertaken.....	414
Mera Vote Mera Desh Competition	416
ADR-Daksh All India Survey.....	416

Chapter 9

Mera Vote Mera Desh Campaign

For the 2014 Lok Sabha elections, ADR and NEW launched a nation-wide Campaign titled '**Mera Vote Mera Desh**'. The Campaign was initiated with the objective to promote ethical and informed voting and highlight the issue of increasing criminalization of politics and the influence of money in elections. In this Campaign, ADR and NEW encouraged voters to "vote for clean candidates" and not yield to inducements during elections ("don't sell your vote").

As part of this Campaign, a gamut of activities were initiated in all the states like awareness drives with community based organizations, seminars and workshops in colleges and universities, media campaigns using print/electronic media, social platforms like Facebook and Google, street plays etc. The Campaign was endorsed by a number of celebrities (local and national) whose messages to voters were relayed using various mediums. Information on contesting candidates was provided to citizens through press releases, toll free Helplines, SMS services and out bound calls.

The Mera Vote Mera Desh Campaign was spearheaded by the National Election Watch coordinators in almost every state in active collaboration with the Election Commission, civil society organizations, educational institutions, NSS, women's groups and various community based organizations. Partners across the states took initiatives to spread awareness regarding the need for a clean, transparent and accountable polity.

The campaign led to serious debates about the need for electoral and political reforms on various talk shows/discussions on national and regional TV channels. Trustees and Head of ADR along with the State Coordinators participated in these discussions encouraging voters to make an informed choice.

ADR wrote to eminent members of the society informing them about the 'Mera Vote Mera Desh' Campaign and requesting their support towards decriminalization of politics and reducing the impact of money in our democracy. Letters were sent to the following:

1. Judges of the Supreme Court and all High Courts.
2. Leaders of all major political parties.
3. Members of Parliament.
4. Members of Legislative Assemblies and Legislative Councils.
5. All Chief Ministers.
6. Senior bureaucrats.
7. All Chief Electoral Officers.
8. All District Electoral Officers.
9. Central Bureau of Investigation.
10. Superintendents of Police.

Activities Undertaken

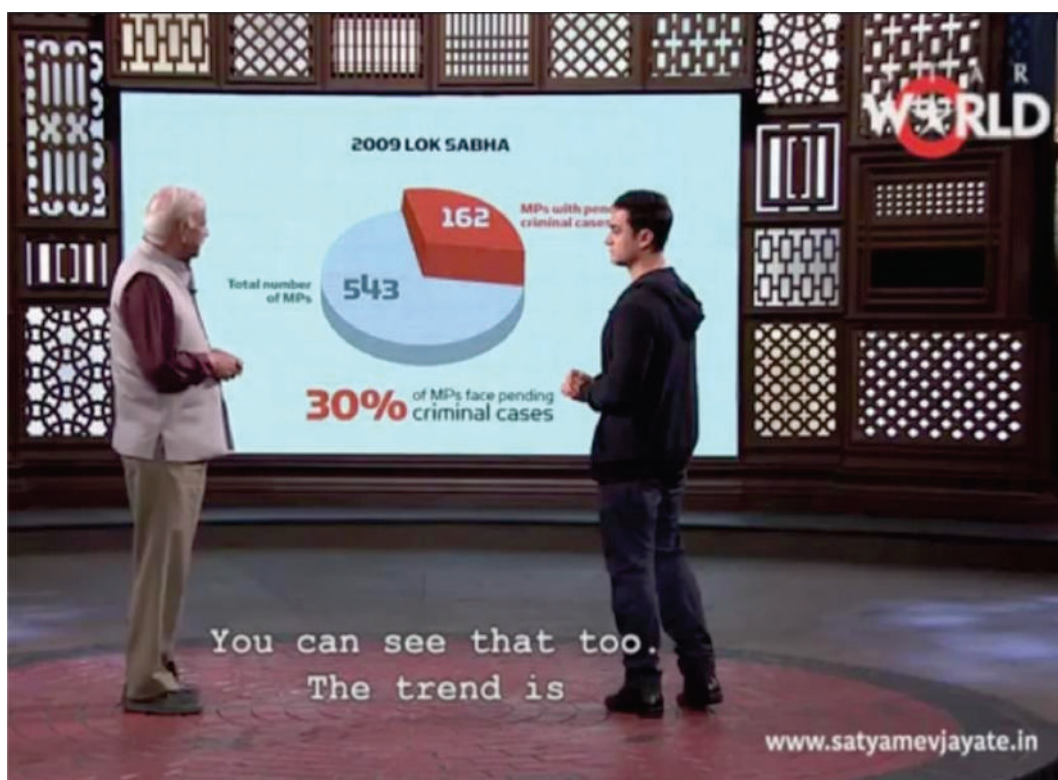
- **Outdoor Campaign:** ADR undertook a massive campaign across the country covering 81 major cities where messages related to ethical and informed voting were displayed through posters featuring Aamir Khan in buses, ISBT bus depots, railway stations, metros and autos.



- **TV Channels:** ADR collaborated with IBN7 ('Mera Vote Meri Sarkaar' Campaign), Zee Media ('Aapki Vote Aapki Taqat'), NDTV (for its web and Mobile applications) for the Assembly elections held in 2013 as well as the Lok Sabha 2014 elections with the purpose of providing information on contesting candidates to the voters.
- **Google:** Google India collaborated with ADR on its initiative to launch its election page (<https://www.google.co.in/elections/ed/in/districts>) where it sourced data on candidates from ADR.
- **Facebook:** ADR was approached by Facebook to collaborate on its initiative towards voters' awareness for the Assembly elections in Delhi, Chhattisgarh, Rajasthan, Madhya Pradesh and Mizoram. The collaboration, through which information on contesting candidates was made available through an easy to use, free of cost USSD platform, continued for the Lok Sabha elections as well.
- **Celebrity Videos:** A number of videos in twelve different languages with short messages from well known film, TV and sport celebrities were made encouraging voters to vote for clean candidates, not to sell votes and to vote for 'NOTA' in the event of not finding any suitable contestant. ADR also collaborated with The Viral Fever, India's first Online Youth Entertainment Network to make short films on voters' awareness targeted towards youth.



- **Cinema Halls:** Videos of Aamir Khan on ethical voting were projected in 911 cinema theatres across 43 cities in the country, for 7 days in each theatre 6 days prior to the polling date.
- **Cable TV:** The messages were also broadcast through cable TV in 20 cities (7 states) in collaboration with 9 cable networks (including regional language channels) for 15 days. In West Bengal, the broadcast lasted a month.
- **FM:** Aamir Khan messages were broadcast in 36 cities for 15 days through 36 radio stations (including local FM channels and 93.5 Red FM).
- **SMS Campaign:** the SMS campaign included the PUSH service where 2 crore messages with background details of candidates were sent out to citizens a few days prior to polling. PULL SMS service was also active which allowed citizens to access the criminal, financial and educational details of contesting candidates on their cell phones. At peak periods during the Lok Sabha Campaign, ADR received up to 35,000 requests on the PULL service.
- **Out Bound Calls:** Bulk calls were also made to citizens with Aamir Khan's voice message urging people to make an informed choice.
- **Missed Call Number:** A facility to give a missed call to certain numbers was also provided. Upon receiving a missed call, an out bound call was given to the caller's number with Aamir Khan's voice message followed by a request to feed the pincode to get information about contesting candidates of the area. Upon receiving the pincode information, an SMS with the background information of contesting candidates was sent.
- **ADR Anthem 'Woh Waqt Kabhi Jise Aana Tha':** ADR in collaboration with Harpreet (well known Sufi musician) and Gaurav Raturi (founder of Filmbooth), composed an anthem song for the **Mera Vote Mera Desh** campaign. The song focused on the issue of criminalization and the need for citizens to make an informed choice. It was shared widely in the social network.



- **‘Satyamev Jayate’**: ADR also featured on Satyamev Jayate’s television episode on ‘Criminalization in Politics’ telecast on the 30th March 2014 urging viewers to take a pledge to vote for clean candidates and not to sell their vote. Satyamev Jayate is Bollywood actor Aamir Khan’s philanthropic venture in collaboration with Star TV.

Mera Vote Mera Desh Competition

The **‘Mera Vote Mera Desh’** competition was a nation-wide competition organized by ADR in October 2013. It invited creative original entries under the theme of *“Reclaiming Democracy, Reclaiming our Country”*. Creative works of art, poetry, songs, slogans, short films etc. were invited in all languages with a message that could be used for the Lok Sabha campaign. The competition was organized in order to engage the citizens creatively in the discourse of electoral and political reforms and to generate awareness regarding the same.



ADR-Daksh All India Survey

ADR along with Daksh (Bangalore) undertook a national survey covering 2,50,000 respondents in 525 Parliamentary constituencies from January 2014 to March 2014 before the Lok Sabha elections. The purpose of the survey was three fold:

1. **To analyse voter priorities** in terms of governance issues like water, electricity, roads, food, education and health. A list of 30 items was given to voters and they were asked to respond whether a particular issue was High, Medium, or Low priority. This list was comprehensive as less than 5% said that there were “other issues” beyond the list.
2. **To analyse rating of MPs by the citizens**: On each of the governance issues above, the voters were asked to rate the performance of MPs as good, Average or Bad.
3. **To analyse the role of caste, religion, crime and money power in elections.**

The full report is available on the ADR website (<http://adrindia.org/content/adr-daksh-national-voters-survey-0>)

About Us

CONTENTS

CHAPTER 10: ABOUT US	419
CHAPTER 11: OUR ACHIEVEMENTS	420
CHAPTER 12: EMINENT PERSONALITIES ASSOCIATED WITH ADR	422
CHAPTER 13: TEAM	423
OUR TRUSTEES	423
OUR FOUNDERS (1999).....	423
NATIONAL COORDINATOR	424
STATE COORDINATORS.....	424
CONTACT DETAILS.....	428
DISCLAIMER	428

Chapter 10

About Us

A group of Professors from Indian Institute of Management, Ahmedabad set up Association for Democratic Reforms in August 1999. They filed a Public Interest Litigation in Delhi High Court in 1999 asking for disclosure of criminal, financial and educational background of candidates contesting elections. Based on this, the Supreme Court in 2002 and subsequently in 2003 made background disclosure mandatory for candidates to disclose in their affidavits criminal, financial and educational background to be submitted to the Election Commission of India.

ADR has been conducting Election Watches since 2002. The first election watch was conducted by ADR in 2002 for Gujarat Assembly Elections whereby detailed analysis of the backgrounds of candidates contesting elections was provided to help the electorate make an informed choice during polls. Since then ADR has conducted Election Watches for almost all state and parliament elections in collaboration with the National Election Watch. There is now an Election Watch chapter present in each state in the country working as a part of National Election Watch.

ADR along with the NEW has also increased its efforts towards increasing transparency and accountability in the functioning of political parties. After a Central Information Commission (CIC)'s order in 2008, it started analyzing and disseminating information on the Income Tax Returns and Donation details of political parties. In 2013, based on a complaint filed by ADR and Shri Subhash Agarwal, the CIC declared 6 national parties as 'public authority' under the Right to Information Act.

As a part of the same effort, ADR has also increased its engagement with political parties with the objective of garnering their support in reforming the political system.

Strategic litigation is another tool employed by ADR to push for required reforms in the political and electoral system. ADR has intervened as well as filed several PILs, some of which have resulted in landmark judgments.

Chapter 11

Our Achievements

- **January 2015:** Awarded the National CSO Award 2014 by the ECI for 'the Campaign on Voters' Education and Awareness' for carrying out 'Mera Vote Mera Desh' campaign to promote ethical and informed voting in the 2014 Lok Sabha elections.
- **May 2014:** In Ashok Chavan paid news case, the Supreme Court had passed a judgment holding that Election Commission of India (ECI) has the power to disqualify a candidate in relation to filing of false election expenditure statement under Section 10A of RPA. ADR had intervened in the case supporting the stand of the ECI.
- **April 2014:** Awarded the 'NDTV Indian of the Year- India's Future' in Public Service Category.
- **March 2014:** Awarded Innovation for India Awards 2014 by Marico Innovation Foundation under the Social Category.
- **December 2013:** Awarded the CNN IBN Indian of the Year Award in the category of Public Service, along with Ms Lily Thomas.
- **September 2013:** The Supreme Court ruled that the right to register a "none of the above (NOTA)" vote in elections should apply and ordered Election Commission to provide such a button in the Electronic Voting Machines (EVM). ADR had intervened in the matter.
- **July 2013:** Supreme Court delivered a judgment on a petition filed by Lily Thomas and Lok Prahari NGO, (ADR intervened) setting aside clause 8(4) of the Representation of the People Act, and therefore barring sitting MPs and MLAs from holding office on being convicted in a Court of Law.
- **June 2013:** After over a 2-year-long struggle based on an RTI that was filed by ADR, the CIC delivered a landmark judgment that brought 6 National Parties under the ambit of the RTI Act.
- **January 2013:** Awarded the 'Times of India Social Impact Award' in Advocacy and Empowerment category.
- **December 2012:** ADR/NEW released an analysis of the number of politicians charged with crimes against women. ADR/NEW's recommendations and data was also widely quoted by the Justice Verma Committee in its report.
- **October 2012:** The Election Commission asked the Ministry of Home Affairs to probe violations of the Foreign Contributions Regulation Act (FCRA) and the Representation of Peoples' Act (RPA) by major political parties which reportedly received foreign contributions.
- **August 2012:** ADR won the 'mBillionth Award South Asia' in the category of 'Mobile Innovations for Good Governance' for its PULL SMS programme which allows every mobile user in the country to get information (criminal, financial and educational details) about his/her MP and MLA by sending a simple SMS from his/her phone.
- **December 2011:** ADR won the 'NASSCOM Award' for ICT led Innovation by Multi-stakeholder Partnership for its Election Watch Software with Webrosoft.
- **June 2011:** After a two-year-long RTI battle, crucial information on the 'Registers of Members' Interest' was finally mandated by the Central Information Commission (CIC) to be available in the public domain in June 2011.
- **January 2011:** Details of the movable and immovable assets of 30 Bihar ministers, including that of CM Nitish Kumar, were uploaded on the government website in January, 2011.
- **Feb 3, 2010:** Prime Minister Manmohan Singh asked his Cabinet colleagues to disclose details of their assets and liabilities and refrain from dealing with the government on immovable property.

- **Jan 25, 2010:** Both the Congress President Ms. Sonia Gandhi and the Leader of Opposition in Lok Sabha Ms. Sushma Swaraj of BJP made public statements calling for a consensus on barring candidates with criminal backgrounds from contesting elections.
- **2009:** The number of total serious IPC sections against MPs decrease from 296 in Lok Sabha 2004 to 274 in Lok Sabha 2009.
- **2009:** A large number of candidates with serious pending cases that contested Lok Sabha 2009 elections like Pappu Yadav, Atiq Ahmed, Mukhtar Ansari, Akhilesh Singh, etc. lost.
- **2008:** Overall, the percentage of candidates with pending criminal cases came down from 20% to 14% in the assembly elections held in the country in 2008 for the states of Rajasthan, Chhattisgarh, Madhya Pradesh, NCT of Delhi and Mizoram.
- **2008:** In the Karnataka Assembly Elections, 2008, there was a reduction in the number of candidates with serious offenses put up by parties. It came down to 93 in 2008 from 217 in the 2004.
- **April 2008:** ADR obtained a landmark ruling from the Central Information Commission (CIC) saying that Income Tax Returns of Political Parties would now be available in the public domain along with the assessment orders.
- **2005:** Bihar Election Watch in October-November 2005 resulted in intense pressure on the Chief Minister Designate due to the extensive media coverage of candidate background. As a result, for the first time, Bihar has a Council of Ministers without any known criminal record.
- **September 2003:** A Bill on Electoral Expenses was passed in September 2003. The EC has taken it one-step forward and asked candidates to file a statement of expenses in every three days during the campaign.
- **May 2002 and March 2003:** ADR won two milestone judgments on disclosure of candidate's criminal and financial records from the Supreme Court. Since then, 1200 NGOs from all over the country are supporting ADR and ADR in partnership with its partners has organized Citizen Election Watch for all major elections.
- **2002:** The Election Commission completed a massive exercise based on the Gujarat Election Watch report to verify information filed by candidates in the nomination papers and affidavits, and has started proceedings against candidates with false declarations.

Chapter 12

Eminent Personalities Associated with ADR

1. Justice M.N. Venkatachaliah, Former Chief Justice of India
2. Justice Jeevan Reddy, Former Supreme Court Judge and Chairman of the Law Commission
3. (Late) Justice B.J. Divan, Former Chief Justice of the Gujarat High Court
4. (Late) Justice P.D. Desai, Former Chief Justice of the Gujarat High Court
5. Justice T.U. Mehta, Former Chief Justice of the Gujarat High Court
6. Mr. V. T. Shah, Former DG Police, Gujarat
7. Mr. Julio Rebeiro, Former DG Police, Maharashtra
8. Admiral Ram Tahiliani, Former Head of the Indian Navy, and President of Transparency International
9. Mr. J.M. Lyngdoh, Former Chief Election Commissioner of India
10. Mr. T.S. Krishnamurthy, Former Chief Election Commissioner of India
11. Mr. C G Somiah, Former Comptroller and Auditor General of India
12. Justice Shiva Shankar Bhatt, Former Justice of the Karnataka High Court
13. (Late) Mr. L.C. Jain, Former Member Planning Commission; Former High Commissioner to South Africa
14. Mr. T R Satish Chandran, Former Chief Secretary; Karnataka, Former Governor Goa
15. Dr. Samuel Paul, Former Director of IIM Ahmedabad
16. Dr. Narayan Sheth, Former Director of IIM Ahmedabad
17. Mr. Ramachandra Guha, Eminent Historian and columnist
18. Mr. P.S. Appu, IAS, Former Secretary to the Government of India
19. Mr. P.V. Shenoi, IAS, Former Secretary to the Government of India
20. Mr. K C Sivaramakrishnan, , Former Secretary to the Government of India
21. Mr. I.C. Dwivedi, Former DG Police, Uttar Pradesh
22. Justice Sachidanand Awasthi, Former Judge of the MP High Court
23. Mr. B.G. Deshmukh, Former Cabinet Secretary, Government of India
24. Justice Chandrashekhar Dharmadhikari, Former Justice of the Mumbai High Court
25. Mr. D.M. Sukhtankar, Former Chief Secretary; Maharashtra
26. Lt. Gen. Y.D. Sahasrabudhe, Former Director General Army Service Corps
27. Justice S.C. Verma, Former Lokayukta U.P.
28. Justice Kamleshwar Nath, Former Judge of Allahabad High Court
29. Justice D.K. Trivedi, Former Judge of Allahabad High Court
30. Shri R.C. Tripathi, Former Secy. Genl. Rajya Sabha
31. Shri S.A.T. Rizvi, Former Secy. Parliamentary Affairs, Govt. of India
32. Prof. Banwari Lal Sharma, Formerly of Allahabad University
33. Prof. S.K. Agarwal, Former Vice Chancellor Agra University
34. Dr. Bhumitra Dev, Former Vice Chancellor Gorakhpur and Ruhelkhand Universities
35. Dr. Veer Bhadra Mishra, Retd. Prof, BHU
36. Prof. Waseem Bareilwi, Renowned Urdu Poet and Social Activist
37. Shri Prakash Singh, Former DG BSF & DGP U.P
38. Shri Ram Arun, Former DGP, U.P.
39. Dr H.K. Paintal, Former Professor, Lucknow University
40. General Shankar Roychowdhary, former COAS, Indian Army
41. Ms Aruna Roy, founder member MKSS

Chapter 13

Team

Our trustees

1. Prof. Trilochan Sastry (Professor, IIM Bangalore)
2. Prof. Jagdeep S. Chhokar (Former Professor, Dean, and Director In-Charge, IIM Ahmedabad)
3. Prof. Ajit Ranade (Chief Economist, Aditya Birla Group)
4. Prof. Sunil Handa (Chairman, Eklavya Education Foundation & Visiting professor, IIM Ahmedabad)
5. Dr. Kiran B. Chhokar (Programme Director, Higher Education, Centre for Environment Education (CEE))
6. Ms. Kamini Jaiswal (Senior Advocate, Supreme Court of India, Secretary, Center for Public Interest Litigation)
7. Mr. Jaskirat Singh, Founder & CEO, Webrosoft Solutions (P) Ltd.
8. Dr. Vipul Mudgal, Senior Fellow, Centre for the Study of Developing Societies (CSDS)

Our Founders (1999)

1. Trilochan Sastry (Professor, Indian Institute of Management, Ahmedabad)
2. Jagdeep S. Chhokar (Professor, Indian Institute of Management, Ahmedabad)
3. Sunil Handa (Eklavya Education Foundation, Ahmedabad and visiting Professor, IIM, Ahmedabad)
4. Ajit Ranade (Professor, ICRIER, New Delhi)
5. Devanath Tirupati (Professor, Indian Institute of Management, Ahmedabad)
6. Brij Kothari (Professor, Indian Institute of Management, Ahmadabad)
7. Pankaj Chandra (Professor, Indian Institute of Management, Ahmedabad)
8. Rajesh Agarwal (Professor, Indian Institute of Management, Ahmedabad)
9. P.R. Shukla (Professor, Indian Institute of Management, Ahmedabad)
10. Prem Pangotra (Professor, Indian Institute of Management, Ahmedabad)
11. Sudarshan Khanna (Professor, National Institute of Design, Ahmedabad)

National Coordinator

Maj. Gen. Anil Verma (Retd.)

+91-88264-79910

anilverma@adrindia.org

State coordinators

Andhra Pradesh Election Watch

Mr. Rakesh Reddy Dubbudu

+91-98854-19012

rakesh@bhumi.in

Arunachal Pradesh Election Watch

Dr. Nani Bath

+91-94369-52143

nanibath@rediffmail.com

Assam Election Watch

Mr. Tasaduk Ariful Hussain

+91 361 2338-888

+91-94350-54775

arif@nestinfo.org

Bihar Election Watch

Mr. Rajiv Kumar

+91-9631976889

rajivkumar_patna@rediffmail.com

Chhattisgarh Election Watch

Mr. Gautam Bandyopadhyay

+91-0771 4064-328

+91-98261-71304

gautamraipur@gmail.com

Goa Election Watch

Mr. Bhasker Assoldekar

+91-98203-53159

vibhanatural@hotmail.com

Gujarat Election Watch

Prof. Jagdeep Chhokar

+91-99996-20944

jchhokar@gmail.com

gew@adrindia.org

Haryana Election Watch

Mr. Jaskirat Singh
+91-93160-84953
jaskirats@gmail.com

Himachal Pradesh Election Watch

Mr. V.K. Malik
+91 9418150001
vinodkmalik@hotmail.com

Mr. Bhim Singh
+91 9418073190
bhimsingh1975@gmail.com

Ms. Abha Bhaiya
+91 9468768872
abhabhaiya@gmail.com

Mr. Sanjay Choudhary
+91 94184-94041
+91 8679209350
choudharysanjay90@yahoo.com

Jammu & Kashmir Election Watch

Mr. Balvinder Singh
+91-94191-95295
sangarshrtimovement@gmail.com

Dr Shaikh Ghulam
+918803943048
drshaikhgr@gmail.com

Jharkhand Election Watch

Mr. Sudhir Pal
+91-0651 2202-202
+91-94311-07277
manthanindia@gmail.com

Karnataka Election Watch

Prof. Trilochan Sastry
+91-94483-53285
trilochans@iimb.ernet.in

Mr. Harish Narasappa
+91-98860-27804
harish@dakshindia.org

Ms. Kathyayini Chamaraj
+91-97318-17177
kchamaraj@gmail.com

Dr. R. Balasubramaniam
+91-94480-79611
drrbalu@gmail.com

Mr. Vasudev Sharma
+91-94484-72513
vadeshav@gmail.com

Mr. Gururaja Budhya
+91-94488-49353
gururajabudhya@gmail.com

Kerala Election Watch

Mr T. Ravindran
+91-93493-33458
ravindran@transdot.net

Madhya Pradesh Election Watch

Ms. Rolly Shivhare
+91 9425466461
rollyshivhare@gmail.com

Maharashtra Election Watch

Dr. Ajit Ranade
+91-97022-15312
ajit.ranade@gmail.com

Mr. Nitin Valame
+91-98210-86201
nitin.valame@gmail.com

Mr. Sharad Kumar
+91 9869 403721
sharadkumar40@gmail.com

Manipur Election Watch

Ms. Laishram Mesiah Devi
+91 8974955503
mesiahdevi@gmail.com

Meghalaya Election Watch

Ms. Mayfereen Ryntathiang
+91-8575017983
mayfereenlyngdoh@gmail.com

Mizoram Election Watch

Mr. Vanlalruata
+91-98633-73928
ruataprism@gmail.com

Nagaland Election Watch

Ms. Hekani Jakhalu
+91 9856307033
hekanijakhalu@yahoo.com

Odisha Election Watch

Ranjan Kumar Mohanty
+91-0674 2382175
+91-0674 2352278
+91-94370-13723
pecuc@hotmail.com, odishaelectionwatch@gmail.com

Punjab Election Watch

Mr. Jaskirat Singh
+91-93160-84953
jaskirats@gmail.com

Parvinder Singh Kittna
+91 9814313162
pavikittna@gmail.com

Puducherry Election Watch

P. Joseph Victor Raj

+91-94860-86938

vrhope@gmail.com

Rajasthan Election Watch

Mr. Nikhil Dey

+91-94140-04180

nikhildey@gmail.com

Mr. Kamal Tak

+91-94134-57292

rajelection0@gmail.com

Tamil Nadu Election Watch

Dr. Sudarsan Padmanabhan

+91-044 2257-426

+91-94447-82884

padmanab@gmail.com

Telangana Election Watch

Mr. Ajay Gandhi

+91-99630-77444

ajay@wingsinfo.net

Ms.Sowmya Kidambi

+91-94904-69329

sowmyakrishkidambi@gmail.com

Mr. Rakesh Reddy Dubbudu

+91-98854-19012

rakesh@bhumi.in

Mr. Rajendra Prasad

+91 9849 648363

rmvfindia@gmail.com

Tripura Election Watch

Mr. Biswendu Bhattacharjee

+91-94361-25214

biswendu.tripura@gmail.com

Uttar Pradesh Election Watch

Mr. I.C. Dwivedi

+91-0522 2391-141

+91-0522 3094-504

+91-94150-01468

icdwivedi@gmail.com

Mr. Sanjay Singh

+91-94151-14151

sanjaysingh033@gmail.com

Dr Lenin

+91-99355-99333

+91-99355-99330

lenin@pvchr.asia

Mr. Sanjay Rai

+91-522 2349-556

+91-9415121462

sanjaykrai@yahoo.com

Mr. Mahesh Anand

+91-94152-33694

+91-99367-47774

gramswarajsamiti@gmail.com

Uttarakhand Election Watch

Mr. Sanjay Sondhi
+91 135 2607452
sanjay.sondhi1@gmail.com

Mr. BP Maithani
+91-9012878346
maithani_56@yahoo.com

Dr. Ravi Chopra
0135-2773849, +91-9411135976
psiddoon@gmail.com

Mr. Girija Pande
+91-9412351759
girija.pande@gmail.com

West Bengal Election Watch

Biplab Halim
+91-033 2483-6491
+91-033 2472-5571
+91-98311-24736
bipimse@cal.vsnl.net.in, bipimse@hotmail.com

Dr. Ujjaini Halim
+91-98302-99326
ujjainihalim@hotmail.com

Contact Details

National Election Watch/Association for Democratic Reforms:

Media and Journalist Helpline +91 80103 94248 Email: adr@adrindia.org	Maj. Gen. Anil Verma (Retd.) Head National Election Watch, Association for Democratic Reforms 011 4165 4200, +91 88264 79910 adr@adrIndia.org, anilverma@adrindia.org	Prof Jagdeep Chhokar IIM Ahmedabad (Retd.) Founder Member, National Election Watch, Association for Democratic Reforms +91 99996 20944 jchhokar@gmail.com	Prof Trilochan Sastry IIM Bangalore Founder Member, National Election Watch, Association for Democratic Reforms +91 94483 53285 trilochans@iimb.ernet.in
--	---	--	---

DISCLAIMER

All information about candidates, in this report has been taken from the affidavits filed by candidates with their nomination papers and submitted to the Election Commission (EC). **ADR does not add or subtract any information, unless the EC changes the data. In particular, no unverified information from any other source is used.** Copies of affidavits were obtained from the ECI's website (<http://affidavitarchive.nic.in/DynamicAffidavitDisplay/FrmElectionAffidavit.aspx>). While all efforts have been made to ensure that the information is in keeping with what is mentioned in the affidavits, in case of discrepancy between information in this report and that given in the affidavits, the information reported in the affidavits filed by candidates should be treated as correct. Association for Democratic Reforms, National Election Watch and their volunteers are not responsible or liable for any damage arising directly or indirectly from the publication of this report.

**"No office in the land is more important
than that of being a citizen"
-Felix Frankfurter**



National Election Watch and Association for Democratic Reforms won Election Commission of India's prestigious 'National CSO Award – 2014' for "Best Voter Education and Awareness for General Election to Lok Sabha 2014" on the occasion of National Voters' Day on 25 January 2015. State Election Watch chapters of Bihar, Odisha, Madhya Pradesh, Maharashtra and Uttar Pradesh have received special mention in the award.



Address: T-95 A, CL House, 1st Floor,
Near Gulmohar Commercial Complex, Gautam Nagar,
Landmark: Green Park Metro Station (Gautam Nagar Exit),
New Delhi 110 049

Tel: 011-4165 4200 / 01/02 / 03 / 04, **Fax:** 011-4609 4248,
E-mail: adr@adrindia.org
Website: www.adrindia.org, www.myneta.info
Toll-Free Helpline No.- 1800-110-440

