

**Date: 28-07-2015**

# **Analysis of Funds Collected and Expenditure Incurred by National and Regional Political Parties of Uttar Pradesh - Lok Sabha 2004, 2009 & 2014**

**A REPORT BY  
ASSOCIATION FOR DEMOCRATIC REFORMS  
&  
UTTAR PRADESH ELECTION WATCH**

Association for Democratic Reforms  
T-95A, I floor, C.L. House, Gautam Nagar  
New Delhi – 110 049  
Email: [adr@adrindia.org](mailto:adr@adrindia.org); Phone: 011-4165 4200

## Executive Summary

- Political parties are required to submit a statement of election expenditure to the Election Commission within 90 days of completion of General Elections.
- The expenditure statement contains details of the **total amount received as funds in the form of cash, cheques and demand drafts and the total amount spent under various heads.**
- The expenditure statement **contains information on the amount spent on the following heads** at the state, district and constituency levels by the party:
  - Publicity
  - Travel expenses
  - Expenditure towards candidates
  - Other expenses
- Political parties submit these statements providing information of **funds collected and spent between announcement and completion of elections.** This period could be between 3 weeks to 3 months based on the notification issued by the Election Commission.
- The focus of this report is the expenditure of National and Regional Parties of **Uttar Pradesh** during Lok Sabha 2014 and analyses the funds received and expenditure incurred by the Political Parties, **during the election period of 73 days (05-03-2014 to 16-05-2014).**

### Recognised parties which contested Lok Sabha elections from Uttar Pradesh

- 26<sup>th</sup> August, 2014 was the last date of filing of election expenditure statements of National Parties** which was 90 days from 28<sup>th</sup> May on which the election results were declared.
- The six National Parties which contested from Uttar Pradesh in Lok Sabha elections were **BJP, BSP, CPI, CPM, INC and NCP** while a total of eight state recognised parties contested in the Lok Sabha elections from Uttar Pradesh. They were **AAP, AIFB, AITC, IUML, JDU, RLD, SHS and SP.**
- The **ECI sent two reminder letters to AAP** asking for statements of elections expenditure of the party to the Lok Sabha elections and sent a notice on 17<sup>th</sup> March, 2015 after which the party submitted the details.

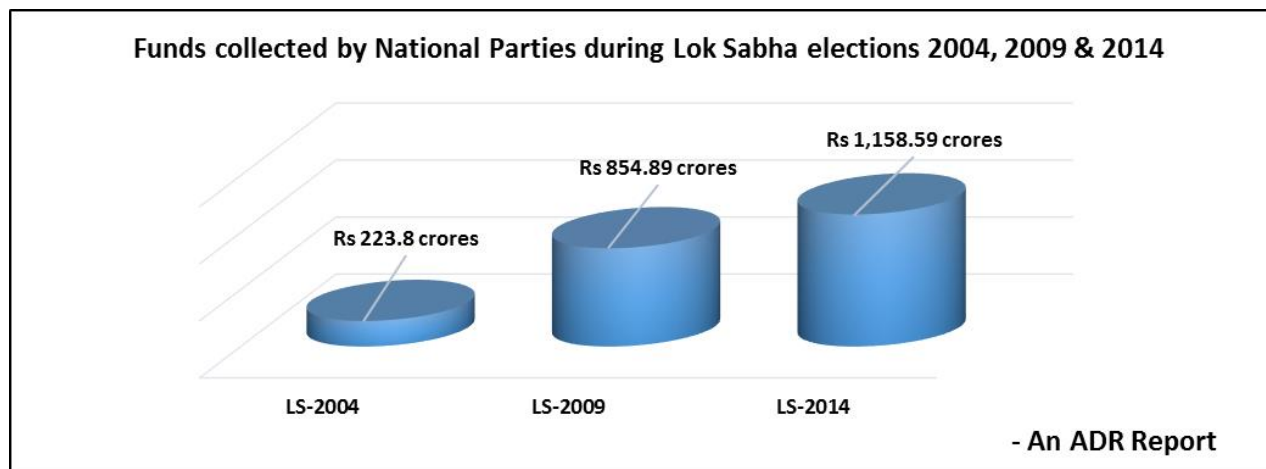
Political parties which contested from Uttar Pradesh during Lok Sabha elections, 2014	
National Parties	
Party Name (code)	Availability of election expenditure statements
Bharatiya Janata Party (BJP)	Yes
Bahujan Samaj Party (BSP)	Yes
Communist Party of India (CPI)	Yes
Communist Party of India (Marxist) (CPM)	Yes
Indian National Congress (INC)	Yes
Nationalist Congress Party (NCP)	Yes
Regional Parties	
Aam Aadmi Party (AAP)	Yes
All India Forward Block (AIFB)	Yes
All India Trinamool Congress (AITC)	Yes
Indian Union Muslim League (IUML)	Yes
Janata Dal (United) (JDU)	Yes

Political parties which contested from Uttar Pradesh during Lok Sabha elections, 2014	
Regional Parties	
Rashtriya Lok Dal	Yes
Shiv Sena (SHS)	Yes
Samajwadi Party (SP)	Yes

Table: Availability of statements of election expenditure of National and Regional Parties which contested from Uttar Pradesh during Lok Sabha elections, 2014

#### Funds collected by National Parties during the Lok Sabha elections:

- Total funds collected by the **National Parties**, from all over India, in cash, cheque/DD or in kind, during **Lok Sabha** elections held in **2004** was Rs 223.80 crores while during Lok Sabha 2009 elections, it **increased by 282%**, to **Rs 854.89 crores**.
- The total funds collected by the National Parties during Lok Sabha 2014 elections **increased by 35.53%**, to **Rs 1158.59 crores** from Rs 854.89 crores during Lok Sabha 2009.
- Over a period of 10 years, the funds collected by National Parties during Lok Sabha elections increased by 418%.**



#### Funds collected by Regional Parties of Uttar Pradesh during the Lok Sabha elections:

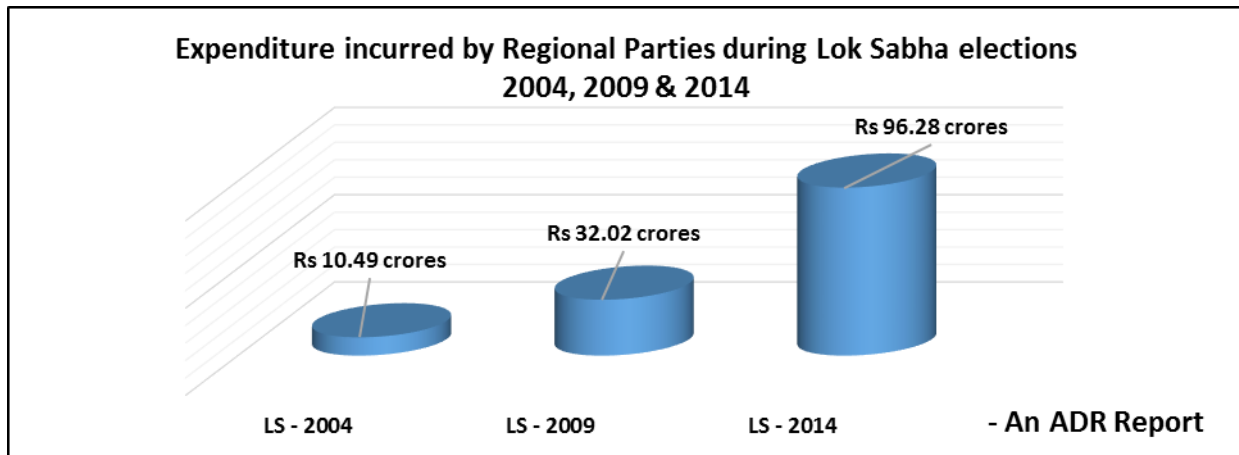
- A total of 5 Regional Parties out of 8 considered in this report **contested as recognised parties in all the three Lok Sabha elections**. They are AIFB, AITC, JDU, Shiv Sena and SP.
- Total funds collected, from all over India, by these 5 Regional Parties, during **Lok Sabha** elections held in **2004** was **Rs 13.90 crores** while during Lok Sabha 2009 elections, it **increased by 149%**, to **Rs 34.64 crores** and to **Rs 118.19 crores** during Lok Sabha elections, 2014.
- Over a period of 10 years, the funds collected by the 5 Regional Parties, from all over India, during Lok Sabha elections increased by 750%.**

#### Expenditure incurred by National Parties during the Lok Sabha elections:

- Total expenditure incurred by the National Parties, in cash or cheque/DD, during **Lok Sabha** elections held in **2004** was **Rs 269.42 crores** while during Lok Sabha 2009 elections, it **increased by 225%**, to **Rs 875.81 crores**.
- The total expenditure of the National Parties during Lok Sabha 2014 elections **increased by 49.43%**, to **Rs 1308.75 crores** from Rs 875.81 crores during Lok Sabha 2009.
- Over a period of 10 years, the expenditure incurred by National Parties during Lok Sabha elections increased by 386%.**

#### Expenditure incurred by Regional Parties during the Lok Sabha elections:

- 5 Regional Recognised Parties contested in all three Lok Sabha elections, as mentioned earlier. Total expenditure incurred by them, all over India, during **Lok Sabha** elections held in **2004** was **Rs 10.49 crores** while during Lok Sabha 2009 elections, it **increased by 205%**, to **Rs 32.02 crores** and in **2014**, it rose to Rs 96.28 crores.
- **Over a period of 10 years, the expenditure incurred by the 5 Regional Parties during Lok Sabha elections increased by 818%.**

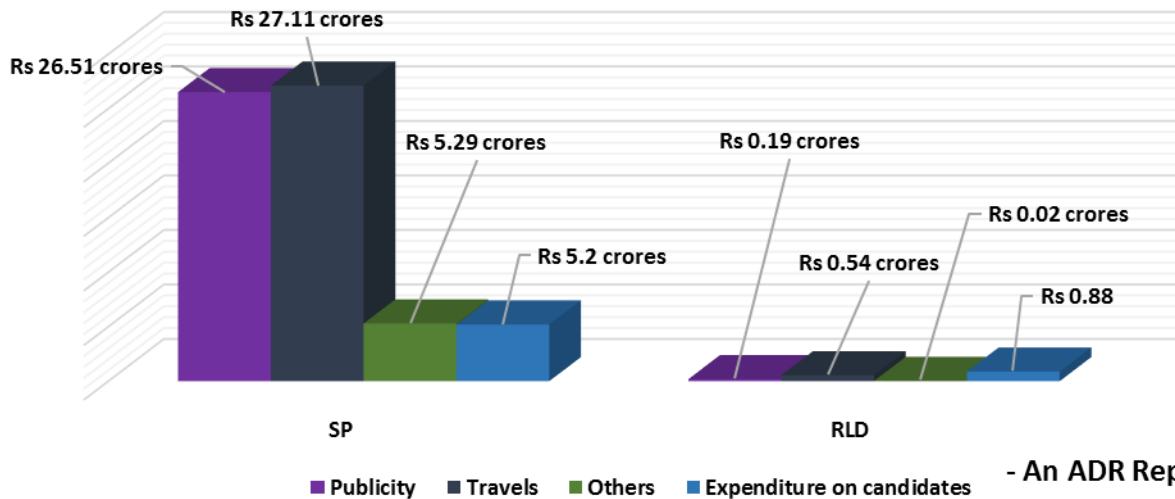


Graph: Expenditure incurred by Regional Political Parties during Lok Sabha elections held in 2004, 2009 and 2014

#### Expenditure of Political Parties under various heads during Lok Sabha elections, 2014:

- The main heads under which political parties declare their expenses are **publicity, travel, other/ miscellaneous expenses and expenditure on candidates.**
- **BJP** declared spending **Rs 463.17 crores on publicity** while **INC** spent **Rs 346.41 crores**, NCP – Rs 30.98 crores, BSP – Rs 12.75 crores, CPM – Rs 4.94 crores and CPI – Rs 0.72 crores.
- **BJP** declared an equal amount of **expenditure on candidates** as that incurred on travel during Lok Sabha 2014 elections. The party spent **Rs 159.81 crores on its candidates** while **INC** spent **Rs 96.70 crores on its candidates.**
- Among the **Regional Parties of Uttar Pradesh**, **SP** declared spending **Rs 26.51 crores on publicity** while **RLD** spent **Rs 19 lakhs.**
- **SP's** maximum election expenditure was on **travel** of the party's star campaigners, leaders and workers. The party declared **Rs 27.11 crores** spent on travel while **RLD** declared **Rs 54 lakhs** expenditure on travel.
- **RLD** declared that the party **incurred the least expenditure on miscellaneous expenses**, amounting to a total of **Rs 2 lakhs** while **SP** spent **Rs 5.29 crores on miscellaneous expenses.**

### Expenditure of Regional Parties under various heads - Lok Sabha 2014

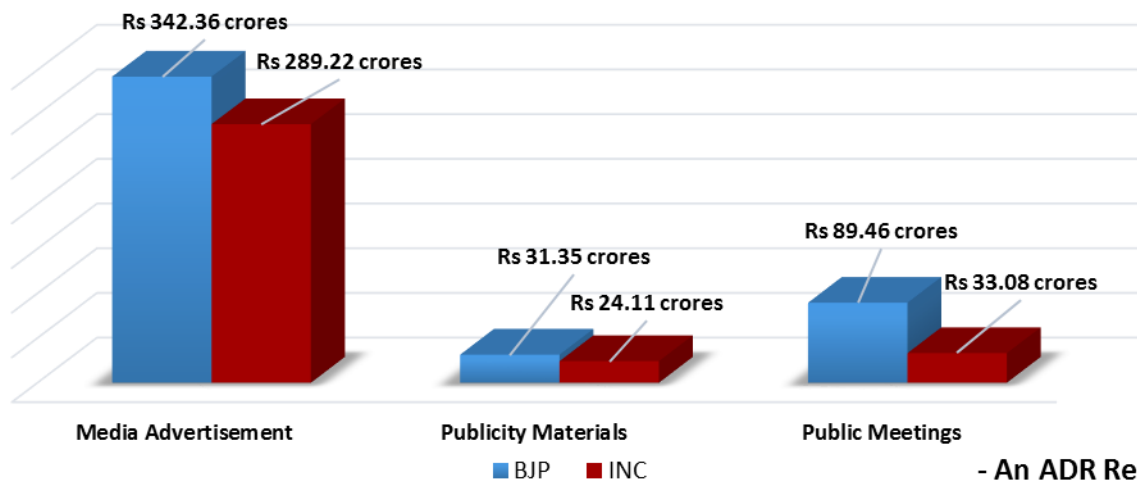


Graph: Expenditure of Regional Parties under various heads during Lok Sabha Elections, 2014

### Expenditure of Political Parties on Publicity during Lok Sabha elections, 2014:

- National Parties collectively spent **Rs 661.26 crores** (or **76.98%**) on **media advertisement**, **Rs 126.94 crores** (or **14.78%**) on **public meetings** and **Rs 70.77 crores** (or **8.24%**) on **publicity materials** during Lok Sabha Elections, 2014.
- BJP** spent the maximum amount of **Rs 342.36 crores** on **media advertisement** followed by **Rs 89.56 crores** on **public meetings** and **Rs 31.35 crores** on **publicity materials**.
- INC** spent the maximum amount of **Rs 289.22 crores** on **media advertisement** followed by **Rs 33.08 crores** on **public meetings** and **Rs 24.11 crores** on **publicity materials**.
- Among the Regional Parties, **SP** spent **Rs 25.62 crores** on **media advertisement** and **Rs 89 lakhs** on **publicity materials**. The party has declared that **no expenditure** was incurred on **public meetings** during Lok Sabha elections, 2014.

### Comparison of expenditure on publicity between BJP and INC, Lok Sabha 2014



Graph: Comparison of expenditure on publicity between BJP and INC, Lok Sabha Elections 2014

## Detailed Report

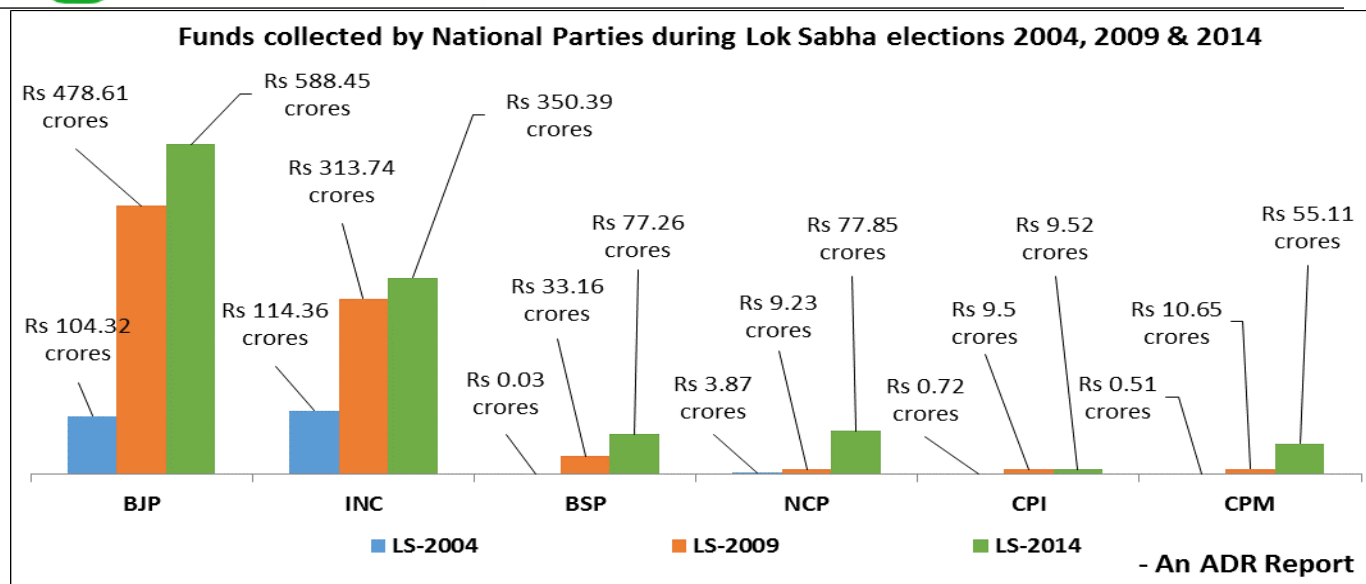
### Recognised parties which contested Lok Sabha elections from Uttar Pradesh

- **13<sup>th</sup> August, 2014** was the last date of filing of election expenditure statements of National Parties which was 90 days from 16<sup>th</sup> May on which the election results were declared.
- The six National Parties which contested from Uttar Pradesh in Lok Sabha elections were **BJP, BSP, CPI, CPM, INC and NCP** while a total of eight state recognised parties contested in the Lok Sabha elections from Uttar Pradesh. They were **AAP, AIFB, AITC, IUML, JDU, RLD, SHS and SP**.
- The **ECI** sent **two reminder letters** to **AAP** asking for statements of elections expenditure of the party to the Lok Sabha elections and sent a notice on 17<sup>th</sup> March, 2015 after which the party submitted the details.
- Based on the information available on the website of the Election Commission of India, the ECI received the expenditure statements of **INC** on **22<sup>nd</sup> Dec,'14**, **BJP** on **12<sup>th</sup> Jan,'15**, **BSP** on **8<sup>th</sup> Aug,'14**, **NCP** on **22<sup>nd</sup> Aug,'14**, **CPI** on **27<sup>th</sup> Oct,'14** and **CPM's** expenditure statements on **25<sup>th</sup> Aug,'14**.
- It is to be noted that while BJP, BSP, NCP, CPI and CPM submitted their expenditure statements with details of only **Lok Sabha elections, 2014**, the expenditure statement of **INC** included **details of elections to Andhra Pradesh, Arunachal Pradesh, Sikkim and Odisha Assemblies**. As the details were not segregated by INC, the information is **taken as is submitted by the party**.
- Similarly, for **Lok Sabha elections, 2004**, the expenditure statements of **BSP, CPI and CPM** contained details of expenditure incurred during Andhra Pradesh, Karnataka, Odisha and Sikkim Assembly Elections. The complete information as submitted by the National Parties have been taken into consideration during the preparation of this report.

### Funds collected by National Parties during Lok Sabha elections

- The funds declared as collected by political parties were **collected between the date of announcement of elections and the date of completion of elections: 73 days (05-03-2014 to 16-05-2014)**.
- Total funds collected by the **National Parties**, in cash, cheque/DD or in kind, during **Lok Sabha** elections held in **2004** was Rs 223.80 crores while during Lok Sabha 2009 elections **increased by 282%**, to **Rs 854.89 crores**.
- The total funds collected by the National Parties during Lok Sabha 2014 elections **increased by 35.53%**, to **Rs 1158.59 crores** from Rs 854.89 crores during Lok Sabha 2009.
- **Over a period of 10 years, the funds collected by National Parties during Lok Sabha elections increased by 418%.**

National Party	Lok Sabha elections - 2004	Lok Sabha elections - 2009	Lok Sabha elections - 2014	Total funds collected
BJP	104.32	478.61	588.45	<b>Rs 1,171.38 crores</b>
INC	114.36	313.74	350.39	<b>Rs 778.49 crores</b>
BSP	0.03	33.16	77.26	<b>Rs 110.45 crores</b>
NCP	3.87	9.23	77.85	<b>Rs 90.95 crores</b>
CPI	0.72	9.5	9.52	<b>Rs 19.74 crores</b>
CPM	0.5	10.65	55.12	<b>Rs 66.27 crores</b>
<b>Grand Total</b>	<b>Rs 223.8 crores</b>	<b>Rs 854.89 crores</b>	<b>Rs 1158.59 crores</b>	<b>Rs 2237.28 crores</b>



Graph: Funds collected by National Parties during Lok Sabha Elections, 2004, 2009 and 2014

### Funds collected by Regional Parties during Lok Sabha elections

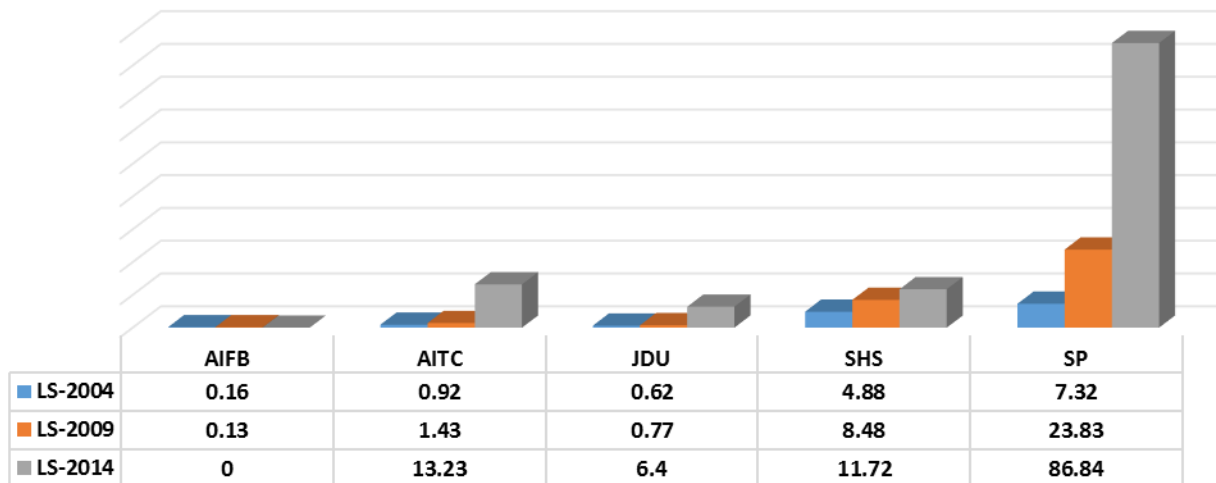
- A total of 5 Regional Parties out of 8 considered in this report **contested as recognised parties in all the three Lok Sabha elections**. They are AIFB, AITC, JDU, Shiv Sena and SP.
- Total funds collected, from all over India, by these 5 Regional Parties, during Lok Sabha elections held in 2004 was **Rs 13.90 crores** while during Lok Sabha 2009 elections, it **increased by 149%**, to **Rs 34.64 crores** and to **Rs 118.19 crores** during Lok Sabha elections, 2014.
- Over a period of 10 years, the funds collected by the 5 Regional Parties, from all over India, during Lok Sabha elections increased by 750%.**
- It is to be noted that AIFB has declared that the party did not collect any funds during the election period of Lok Sabha 2014.
- RLD** declared the least amount of funds collected (Rs 1.25 lakhs) from all over India during Lok Sabha elections, 2014 among all the parties considered for this report.

Funds collected by Regional Parties during Lok Sabha elections				
Regional Party	Lok Sabha elections - 2004	Lok Sabha elections - 2009	Lok Sabha elections - 2014	Total funds collected
AAP	Party formed on 26th November, 2012			Rs 51.68 crores
AIFB	0.16	0.13	0	Rs 0.29 crores
AITC	0.92	1.43	13.23	Rs 15.58 crores
IUML	Did not contest	Not recognised	1.53	Rs 1.53 crores
JDU	0.62	0.77	6.4	Rs 7.79 crores
RLD	0.667	Not recognised	1.25	Rs 1.92 crores
SHS	4.88	8.48	11.72	Rs 25.08 crores
SP	7.32	23.83	86.84	Rs 117.99 crores
<b>Grand Total (Rs in crores)</b>	<b>Rs 14.57 crores</b>	<b>Rs 34.64 crores</b>	<b>Rs 175.65 crores</b>	<b>Rs 221.86 crores</b>

Table: Funds collected by Regional Parties of Uttar Pradesh during Lok Sabha Elections, 2004, 2009 and 2014



### Funds collected by Regional Parties - Lok Sabha 2004, 2009 & 2014 (Rs in crores)



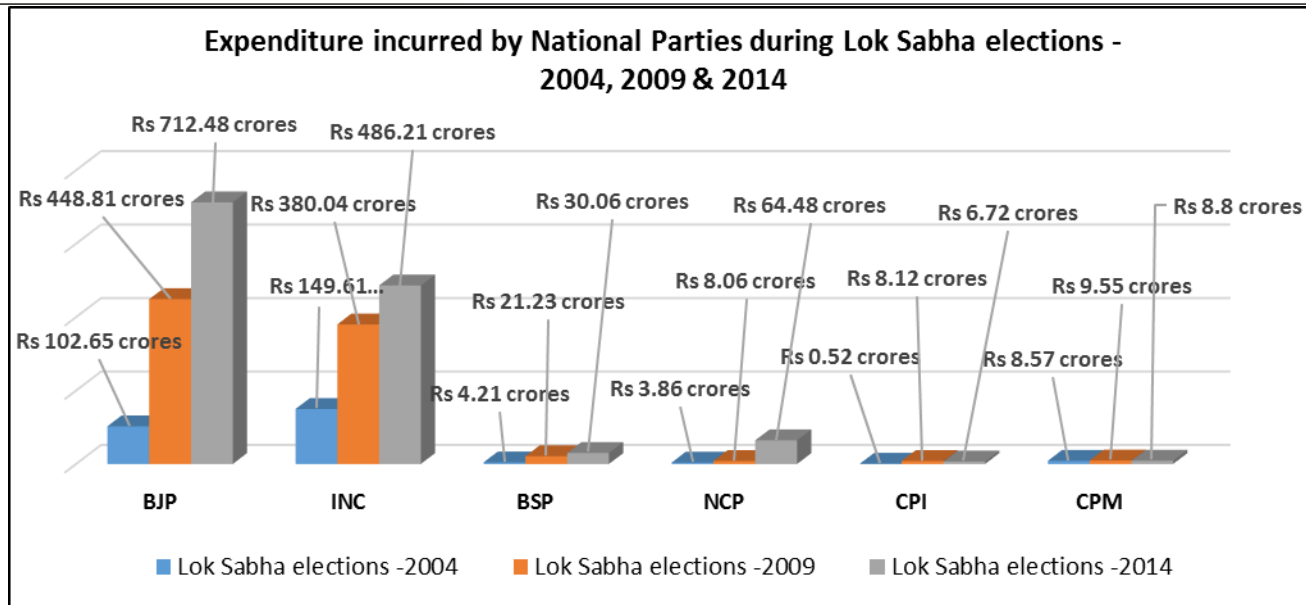
Graph: Funds collected by Regional Parties of Uttar Pradesh during Lok Sabha Elections, 2004, 2009 and 2014

### Expenditure incurred by National Parties during Lok Sabha elections

- Total expenditure incurred by the National Parties, in cash or cheque/DD, during **Lok Sabha** elections held in **2004** was Rs 269.42 crores while during Lok Sabha 2009 elections **increased by 225%**, to **Rs 875.81 crores**
- The total expenditure of the National Parties during Lok Sabha 2014 elections **increased by 49.43%**, to **Rs 1308.75 crores** from Rs 875.81 crores during Lok Sabha 2009.
- **Over a period of 10 years, the expenditure incurred by National Parties during Lok Sabha elections increased by 386%.**

National Party	Lok Sabha elections - 2004	Lok Sabha elections - 2009	Lok Sabha elections - 2014	Total expenditure
BJP	102.65	448.81	712.48	<b>Rs 1263.94 crores</b>
INC	149.61	380.04	486.21	<b>Rs 1015.86 crores</b>
BSP	4.21	21.23	30.06	<b>Rs 55.5 crores</b>
NCP	3.86	8.06	64.48	<b>Rs 76.4 crores</b>
CPI	0.52	8.12	6.72	<b>Rs 15.36 crores</b>
CPM	8.57	9.55	8.8	<b>Rs 26.92 crores</b>
<b>Grand Total</b>	<b>Rs 269.42 crores</b>	<b>Rs 875.81 crores</b>	<b>Rs 1308.75 crores</b>	<b>Rs 2453.98 crores</b>





Graph: Expenditure incurred of National Parties during Lok Sabha Elections, 2004, 2009 and 2014

#### Expenditure incurred by Regional Parties during the Lok Sabha elections

- 5 Regional Recognised Parties contested in all three Lok Sabha elections, as mentioned earlier.
- Total expenditure incurred by them, all over India, during **Lok Sabha** elections held in **2004** was **Rs 10.49 crores** while during Lok Sabha 2009 elections, it **increased by 205%**, to **Rs 32.02 crores** and in **2014**, it rose to Rs 96.28 crores.
- **Over a period of 10 years, the expenditure incurred by the 5 Regional Parties during Lok Sabha elections increased by 818%.**
- **IUML and RLD** declared the **least expenditure** of **Rs 20 lakhs** each during Lok Sabha elections, **2014** among the parties considered for this report while the **maximum** expenditure was declared by **SP**, with a total of **Rs 64.11 crores**, incurred all over India.

Regional Party	Lok Sabha elections -2004	Lok Sabha elections -2009	Lok Sabha elections -2014	Total Expenditure Incurred
AAP	Party formation on 26 November 2012		17.79	Rs 17.79 crores
AIFB	0.17	0.13	0.72	Rs 1.02 crores
AITC	0.61	0.90	15.23	Rs 16.74 crores
IUML	Not Contested	Not Recognized	0.20	Rs 0.20 crores
JDU	0.62	1.34	8.35	Rs 10.31 crores
RLD	0.46	Not Recognized	0.20	Rs 0.66 crores
SHS	3.49	8.16	7.87	Rs 19.52 crores
SP	5.60	21.49	64.11	Rs 91.20 crores
Grand Total	Rs 10.95 crores	Rs 32.02 crores	Rs 114.47 crores	Rs 157.44 crores

Table: Expenditure incurred by Regional Parties of Uttar Pradesh during Lok Sabha Elections, 2004, 2009 and 2014

### Expenditure incurred by Regional Parties - Lok Sabha 2004, 2009 & 2014 (Rs in crores)

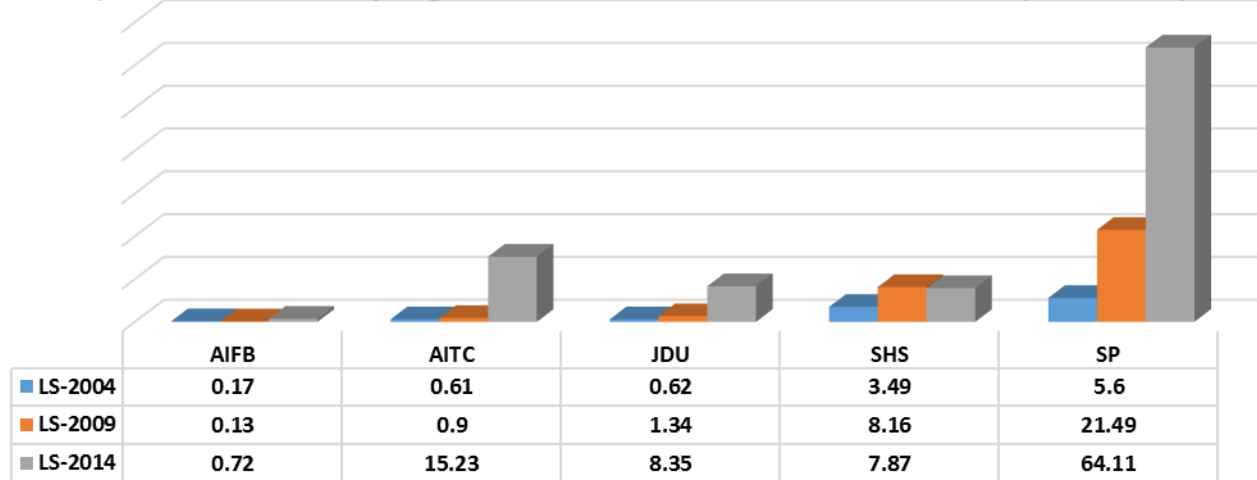


Table: Expenditure incurred by Regional Parties of Uttar Pradesh during Lok Sabha Elections, 2004, 2009 and 2014

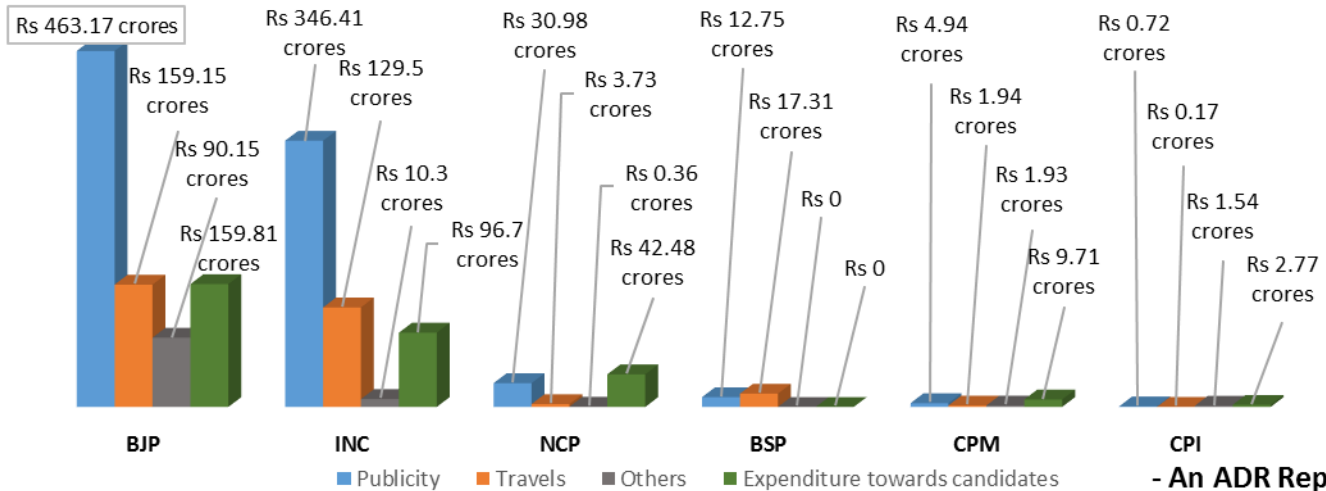
### Expenditure of National Parties under various heads

- The main heads under which political parties declare their expenses are **publicity, travel, other/ miscellaneous expenses and expenditure on candidates.**
- BJP** declared spending **Rs 463.17 crores on publicity** while **INC** spent **Rs 346.41 crores**, NCP – Rs 30.98 crores, BSP – Rs 12.75 crores, CPM – Rs 4.94 crores and CPI – Rs 0.72 crores.
- BJP's declared expenditure on travel** (for leaders, workers and star campaigners) was **Rs 159.15 crores** while **INC** spent **Rs 129.50 crores on travel**. NCP – Rs 3.73 crores, BSP – Rs 17.31 crores, CPM – Rs 1.94 crores and CPI – Rs 0.17 crores.
- BJP** declared an equal amount of **expenditure on candidates** as that incurred on travel during Lok Sabha 2014 elections. The party spent **Rs 159.81 crores on its candidates** while **INC** spent **Rs 96.70 crores on its candidates**.

Expenditure incurred by national parties under various heads during Lok Sabha elections, 2014 (Rs in crores)					
National Party	Publicity	Travels	Others	Expenditure towards candidates	Total expenditure
BJP	463.17	159.15	90.15	159.81	<b>Rs 872.28 crores</b>
INC	346.41	129.5	10.3	96.7	<b>Rs 582.91 crores</b>
NCP	30.98	3.73	0.36	42.48	<b>Rs 77.55 crores</b>
BSP	12.75	17.31	0	0	<b>Rs 30.06 crores</b>
CPM	4.94	1.94	1.93	9.71	<b>Rs 18.52 crores</b>
CPI	0.72	0.17	1.54	2.77	<b>Rs 5.2 crores</b>
<b>Total</b>	<b>Rs 858.97crores</b>	<b>Rs 311.8 crores</b>	<b>Rs 104.28 crores</b>	<b>Rs 311.47 crores</b>	<b>1586.52 crores</b>

Table: Expenditure incurred by political parties under various heads during Lok Sabha elections, 2014

### Expenditure of National Parties under various heads, Lok Sabha 2014



Graph: Total expenditure incurred by National Parties during Lok Sabha Elections, 2014

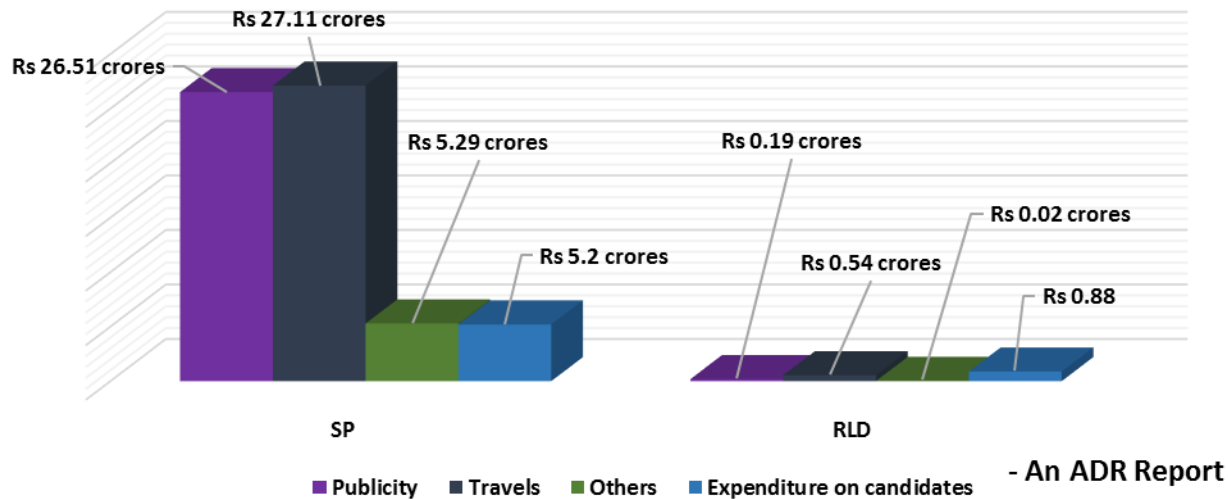
### Expenditure of Regional Parties under various heads

- Among the **Regional Parties of Uttar Pradesh**, **SP** declared spending **Rs 26.51 crores on publicity** while **RLD** spent **Rs 19 lakhs** and **JDU** – **Rs 2.62 crores**.
- SP's** maximum election expenditure was on **travel** of the party's star campaigners, leaders and workers. The party declared **Rs 27.11 crores** spent on travel while **RLD** declared **Rs 54 lakhs** of expenditure on travel.
- RLD** declared that the party **incurred the least expenditure on miscellaneous expenses**, amounting to a total of **Rs 2 lakhs** while **SP** spent **Rs 5.29 crores on miscellaneous expenses**.

Total expenditure incurred by Uttar Pradesh Regional Parties during Lok Sabha Elections, 2014 (Rs in crores)					
Party	Publicity	Travels	Miscellaneous Expense	Expenditure Towards Candidates	Total Expenditure
AAP	10.152	0.166	2.393	30.405	43.12
AIFB	0.05	0.0045	0.0004	0.66	0.72
AITC	3.98	2.00	0	9.25	15.23
IUML	0.02	0.16	0.056	0.685	0.92
JDU	2.62	5.04	0.68	1.98	10.32
RLD	0.19	0.54	0.02	0.88	1.63
SHS	7.075	0.490	0.300	0.445	8.31
SP	26.51	27.11	5.29	5.20	64.11
Grand Total	Rs 50.60 crores	Rs 35.51 crores	Rs 8.74 crores	Rs 49.51 crores	Rs 144.36 crores

Table: Total expenditure incurred by Uttar Pradesh Regional Parties during Lok Sabha Elections, 2014

### Expenditure of Regional Parties under various heads - Lok Sabha 2014



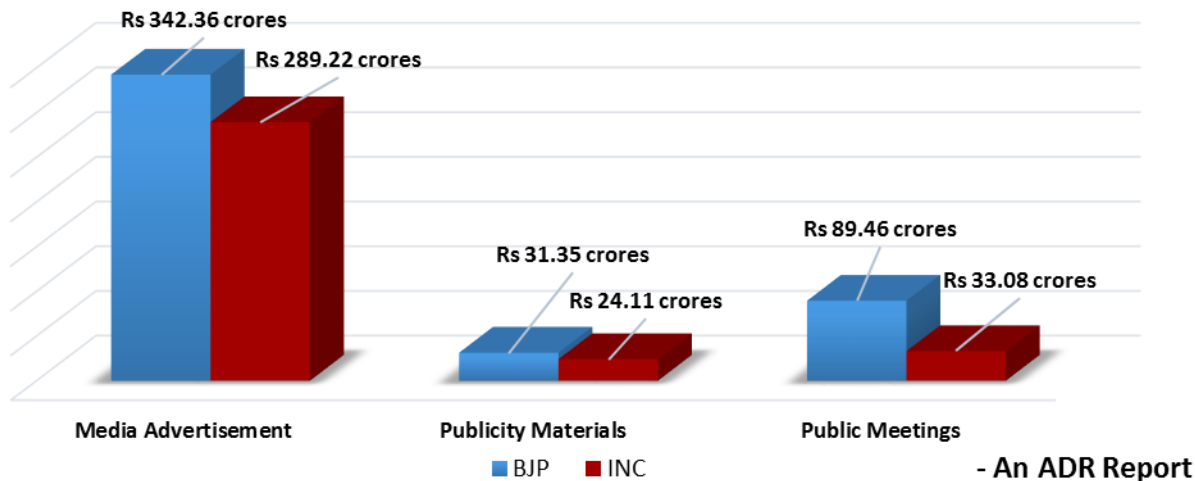
Graph: Expenditure of Regional Parties under various heads during Lok Sabha Elections, 2014

### Expenditure of Political Parties of Uttar Pradesh on Publicity during Lok Sabha elections, 2014

- There are three main items listed under publicity expenditure: **expense on media advertisement** (print & electronic, bulk sms, cable, website, TV channels) **publicity material** (hoardings, posters, banners etc.), **expenses on public meetings** (processions, rallies etc.).
- National Parties collectively spent **Rs 661.26 crores** (or **76.98%**) on **media advertisement**, **Rs 126.94 crores** (or **14.78%**) on **public meetings** and **Rs 70.77 crores** (or **8.24%**) on **publicity materials** during Lok Sabha Elections, 2014.
- BJP** spent the maximum amount of **Rs 342.36 crores** on **media advertisement** followed by **Rs 89.56 crores** on **public meetings** and **Rs 31.35 crores** on **publicity materials**.
- INC** spent the maximum amount of **Rs 289.22 crores** on **media advertisement** followed by **Rs 33.08 crores** on **public meetings** and **Rs 24.11 crores** on **publicity materials**, while **BSP** spent **Rs 6.59 crores** on **publicity materials** and **Rs 3.90 crores** on **media advertisement**.

National Party	Publicity			Total
	Media Advertisement	Publicity Materials	Public Meetings	
BJP	342.36	31.35	89.46	Rs 463.17 crores
INC	289.22	24.11	33.08	Rs 346.41 crores
NCP	24.85	5.47	0.66	Rs 30.98 crores
BSP	3.91	6.59	2.25	Rs 12.75 crores
CPI	0.001	0.57	0.15	Rs 0.721 crores
CPM	0.92	2.68	1.34	Rs 4.94 crores
Total	Rs 661.261 crores	Rs 70.77 crores	Rs 126.94 crores	Rs 858.971 crores

### Comparison of expenditure on publicity between BJP and INC, Lok Sabha 2014

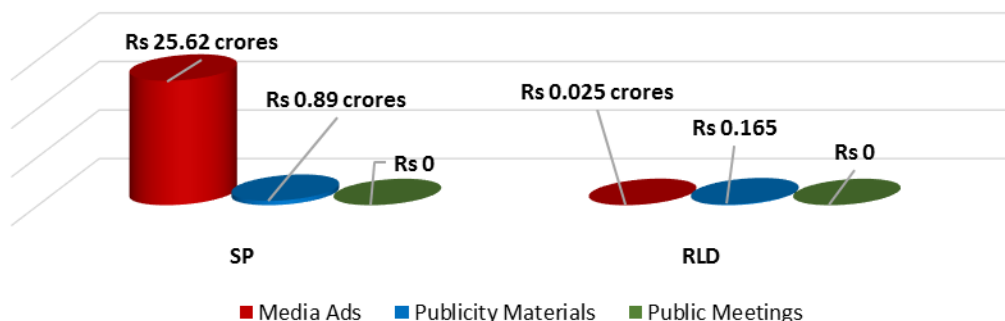


Graph: Comparison of expenditure on publicity between BJP and INC, Lok Sabha Elections 2014

Among the **Regional Parties of Uttar Pradesh**, **SP** spent **Rs 25.62 crores** on **media advertisement** and **Rs 89 lakhs** on **publicity materials**. The party has declared that **no expenditure** was incurred on **public meetings** during Lok Sabha elections, 2014.

Publicity				Total
Party Code	Media Advertisement	Publicity Materials	Public Meetings	
AAP	5.055	4.69	0.406	10.15
AIFB	0	0.05	0	0.05
AITC	3.98	0	0	3.98
IUML	0	0	0.02	0.02
JDU	2.20	0.42	0	2.62
RLD	0.025	0.165	0	0.19
SHS	5.496	1.392	0.187	7.075
SP	25.62	0.89	0	26.51
Grand Total	Rs 42.38 crores	Rs 7.61 crores	Rs 0.61 crores	Rs 50.60 crores

### Expenditure of Regional Parties of Uttar Pradesh on Publicity during Lok Sabha elections, 2014

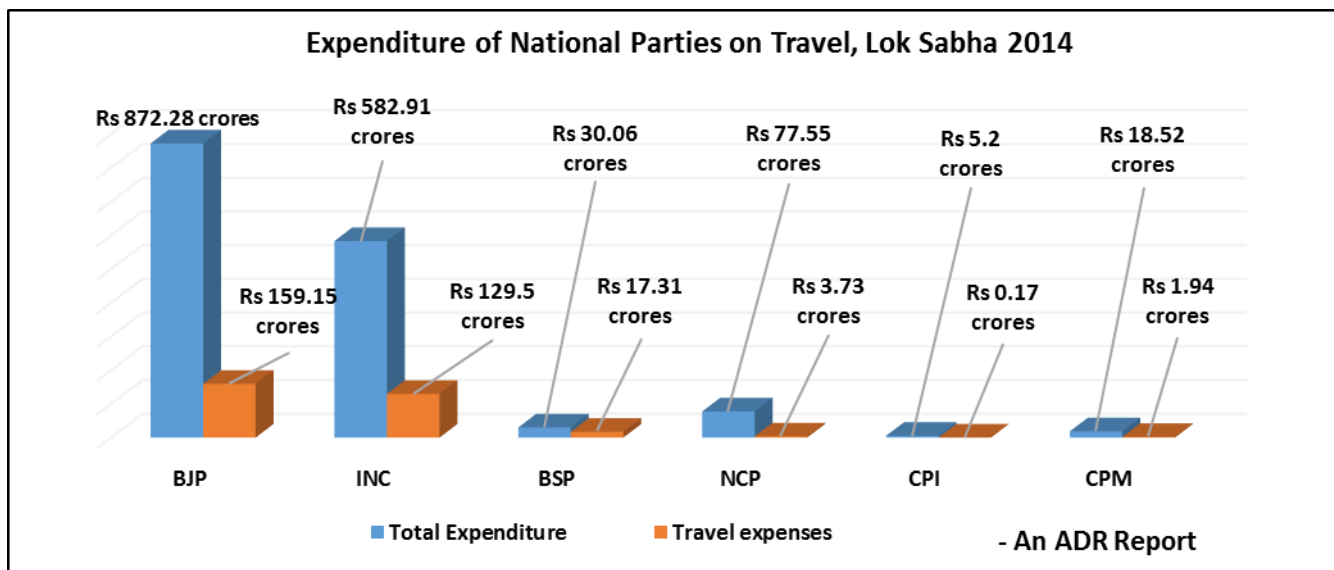


Graph: Comparison of expenditure on publicity between SP and RLD Lok Sabha Elections 2014

Source of the data in this report is the Election Expenditure statements submitted by the Political Parties to the Election Commission of India (ECI) and can be accessed from <http://goo.gl/MyH84e>

## Expenditure of Political Parties on Travel during Lok Sabha elections, 2014

- **BJP** declared a **travel expenditure** of **Rs 159.15 crores** which is **51%** of the total travel expenditure of six National Parties.
- **INC** declared a total **travel expenditure** of **Rs 129.50 crores** (**41%** of total travel expenses of all National Parties).
- **CPI** declared **the least amount among National Parties under travel expenses**. The National Party declared a total of Rs 0.17 crores as expenditure on travel of leaders, workers and Star campaigners.

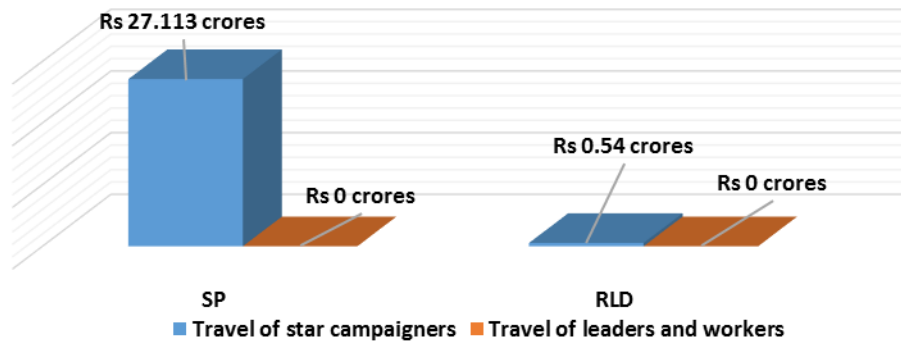


Graph: Total expenditure incurred by National Parties on travel during Lok Sabha Elections, 2014

- Among the **Regional Parties of Uttar Pradesh**, **SP** declared a total of **Rs 27.113 crores** spent on the travel of star campaigners during Lok Sabha elections, 2014 while the party did not incur any expenditure on travel of leaders and workers.
- **RLD** incurred a total of **Rs 54 lakhs** on the travel of star campaigners while **no amount** was spent on travel of leaders and workers.

Travel expenditures of Regional Parties during Lok Sabha Elections, 2014 (Rs in crores)			
Party	Travel of Star Campaigners	Travel of leaders and workers	Total
AAP	0.0718	0.0945	0.166
AIFB	0.0026	0.0019	0.0045
AITC	2	0	2
IUML	0.1368	0.024	0.16
JDU	4.947	0.091	5.04
RLD	0.54	0	0.54
SHS	0.49	0	0.49
SP	27.113	0	27.11
<b>Total</b>	<b>Rs 35.30 crores</b>	<b>Rs 0.21 crores</b>	<b>Rs 35.51 crores</b>

### Expenditure incurred by Regional Parties on Travel - Lok Sabha, 2014



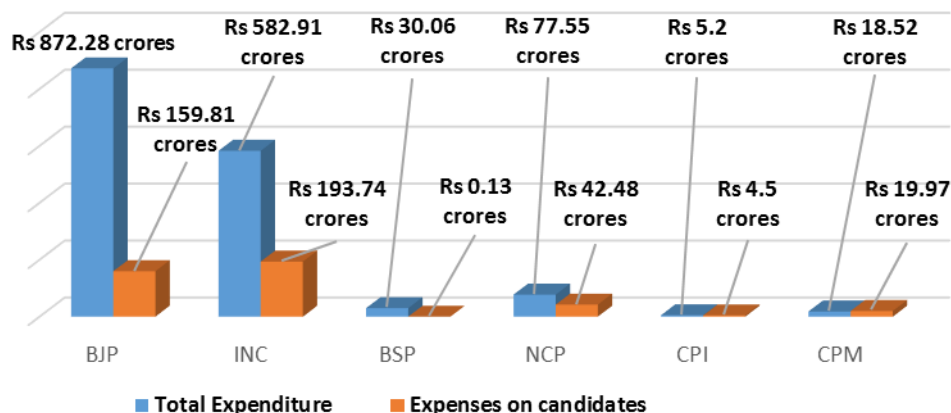
Graph: Comparison of expenditure on travel between SP and RLD, Lok Sabha Elections 2014

### Expenditure of Political Parties on Candidates during Lok Sabha elections

- In 10 years, during Lok Sabha 2004, 2009 and 2014 elections, INC declared spending **Rs 193.74 crores on candidates** (46% of total expenditure on candidates by National Parties).
- BJP** declared that the party **incurred no expenditure on candidates** during Lok Sabha 2004 and 2009 elections and **spent Rs 159.81 crores** during **Lok Sabha elections 2014**.
- BSP** declared that the party incurred no expenditure on candidates during Lok Sabha elections, 2009 and 2014 but declared a total of Rs 12.6 lakhs as expenditure towards candidates during Lok Sabha elections, 2004.

Expenditure of National Parties towards candidates (LS 2004, 2009 & 2014)						
Lok Sabha Elections	BJP	INC	BSP	NCP	CPI	CPM
LS-2004	0	60.13	0.126	0	0.108	0
LS-2009	0	36.91	0	0	1.62	10.26
LS-2014	159.81	96.7	0	42.48	2.77	9.71
<b>Total Expenditure</b>	<b>Rs 159.81 crores</b>	<b>Rs 193.74 crores</b>	<b>Rs 0.13 crores</b>	<b>Rs 42.48 crores</b>	<b>Rs 4.50 crores</b>	<b>Rs 19.97 crores</b>

### Expenditure of National Parties on Candidates - Lok Sabha 2004, 2009 & 2014



- An ADR Report

Graph: Total expenditure incurred by National Parties on candidates during Lok Sabha Elections, 2004, 2009 and 2014

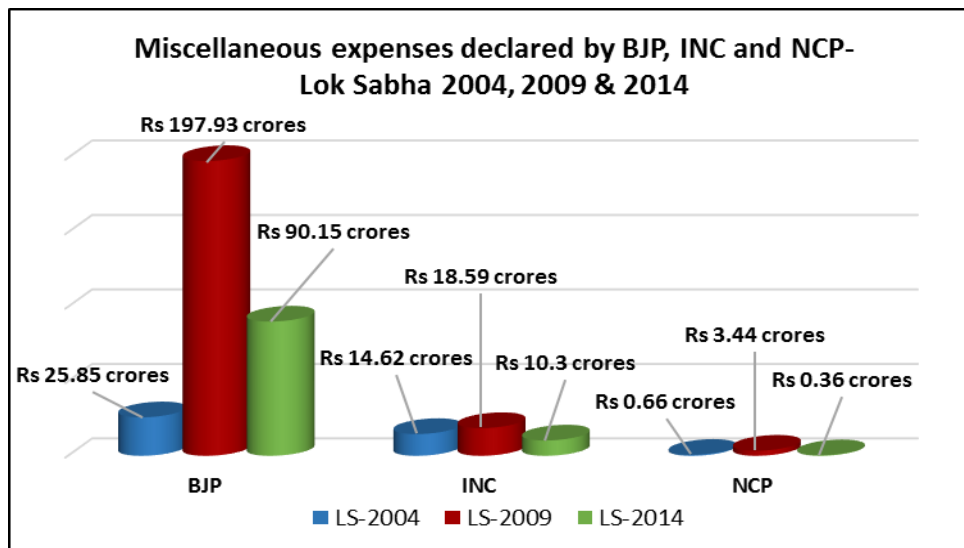


- Among the **Regional Parties of Uttar Pradesh, SP, JD(U), RJD AITC and AIFB** had not incurred any expenditure towards candidates during Lok Sabha elections 2004 and 2009.
- **During Lok Sabha elections, 2014, SP** spent **Rs 5.2** crores on candidates while **JD(U)** spent **Rs 1.975** crores and **RLD**, Rs 88 lakhs on candidates.
- Of all the regional parties considered in the report, **AAP** incurred the maximum expenditure of **Rs 30.405** crores on candidates, contesting from all over India.

Expenditure of Uttar Pradesh Parties towards candidates (LS 2004, 2009 & 2014)				
Parties	LS-2004	LS-2009	LS-2014	Total Expenditure
<b>AAP</b>	Party formation on 26 November 2012		30.405	<b>30.4</b>
<b>AIFB</b>	0	0	0.66	<b>0.66</b>
<b>AITC</b>	0	0	9.25	<b>9.25</b>
<b>IUML</b>	Not Contested	Not Recognized	0.685	<b>0.68</b>
<b>JD(U)</b>	0	0	1.975	<b>1.98</b>
<b>RLD</b>	0	Not Recognized	0.88	<b>0.88</b>
<b>SHS</b>	0.06	0	0.445	<b>0.51</b>
<b>SP</b>	0	0	5.2	<b>5.2</b>
<b>Total</b>	<b>Rs 0.06 crores</b>	<b>Rs 0</b>	<b>Rs 49.50 crores</b>	<b>Rs 49.56 crores</b>

#### Expenditure of National Parties on other/ miscellaneous expenses during Lok Sabha elections

- In the format of expenditure statement circulated by the ECI, political parties are required to declare any other miscellaneous expenditure incurred by them during the election period which is not covered under other heads.
- **BJP** declared the **highest amount under miscellaneous expenses among all** the National Parties. The party declared **Rs 25.85 crores** during Lok Sabha 2004, **Rs 197.93 crores** during Lok Sabha 2009 and **Rs 90.15 crores** during Lok Sabha 2014. Thus **a total of Rs 313.93 crores declared as miscellaneous expenses.**
- **INC** declared **Rs 14.62 crores** during Lok Sabha 2004, **Rs 18.59 crores** during Lok Sabha 2009 and **Rs 10.30 crores** during Lok Sabha 2014.



Graph: Total expenditure incurred by National Parties on miscellaneous expenses during Lok Sabha Elections, 2004, 2009 & 2014

## Expenditure of Regional Parties of Uttar Pradesh on other/ miscellaneous expenses during Lok Sabha elections

Expenditure of Uttar Pradesh Parties on Miscellaneous Expenditure (LS 2004, 2009 & 2014)				
Lok Sabha Elections	LS-2004	LS-2009	LS-2014	Total Expenditure
AAP	Not Found	Not Found	2.393	2.39
AIFB	0.017	0.03	0.0004	0.047
AITC	0.0015	0.0007	0	0.002
IUML	0.0256	Not Recognized	0.0568	0.082
JDU	0.09	1.018	0.683	1.79
RLD	0.03	Not Recognized	0.02	0.05
SHS	1.026	4.885	0.298	6.21
SP	0.39	0.55	5.29	6.23
Total	Rs 1.58 crores	Rs 6.48 crores	Rs 8.74 crores	Rs 16.80 crores

## Recommendations of ADR

- It must be made mandatory for all political parties to submit their statements of expenditure in the format given by the ECI, within the prescribed time limit. Political parties not submitting on time or in the prescribed format should be heavily penalized.
- The **details of all donors** who contribute to national and regional parties exclusively for their election campaigns must be declared in the public domain irrespective of the amount donated.
- A **format similar to the donations report along with the date of donations**, submitted to the ECI on an annual basis, has to be prescribed for the expenditure statement so as to **bring in more transparency in the finances of the political parties especially during elections** when it is said that black money plays a major role.
- Similar to the shadow observers of the ECI for monitoring expenditure of candidates, there must also be **observers for monitoring the expenditure of political parties**.

## Contact Details:

### State Coordinator, Uttar Pradesh Election Watch:

Mr. I. C. Dwivedi

0522 2391-141  
0522 3094-504  
94150-1468  
[icdwivedi@gmail.com](mailto:icdwivedi@gmail.com)

Mr. Sanjay Singh

94151-14151  
[sanjaysingh033@gmail.com](mailto:sanjaysingh033@gmail.com)

Dr Lenin

99355-99333  
99355-99330  
[lenin@pvchr.asia](mailto:lenin@pvchr.asia)

Mr. Sanjay Rai

0522 2349-556  
9415121462  
[sanjaykrai@yahoo.com](mailto:sanjaykrai@yahoo.com)

Mr. Mahesh Anand

94152-33694  
99367-47774  
[gramswarajsamiti@gmail.com](mailto:gramswarajsamiti@gmail.com)

### National Election Watch

Media and Journalist  
Helpline

+91 80103 94248  
Email: [adr@adrindia.org](mailto:adr@adrindia.org)

Maj Gen Anil Verma (Retd.)  
Head

National Election Watch  
Association for Democratic  
Reforms  
+91 8826479910

Prof Jagdeep Chhokar  
IIM Ahmedabad (Retd.)

Founder Member National Election  
Watch, Association for Democratic  
Reforms  
+919999620944  
[jchhokar@gmail.com](mailto:jchhokar@gmail.com)

Prof Trilochan Sastry  
IIM Bangalore

Founder Member,  
National Election Watch,  
Association for Democratic Reforms  
+919448353285,  
[trilochans@iimb.ernet.in](mailto:trilochans@iimb.ernet.in)

Source of the data in this report is the Election Expenditure statements submitted by the Political Parties to the Election Commission of India (ECI) and can be accessed from <http://goo.gl/MyH84e>

**Disclaimer**

The information in this report was sourced from the election expenditure statements submitted by the National and Regional Parties to the Election Commission, as available on the website of the ECI. The same can be accessed from [http://eci.nic.in/eci\\_main1/PolPar/political\\_parties\\_Expenditure\\_report\\_GE2014.aspx](http://eci.nic.in/eci_main1/PolPar/political_parties_Expenditure_report_GE2014.aspx).

ADR/ NEW does not add or subtract any information, unless updated information is filed by the political parties themselves and uploaded on the ECI's website. While all efforts have been made to ensure that the information is in keeping with what is mentioned in the expenditure statements, in case of discrepancy between information in this report and that given in the expenditure statements, the information reported in the expenditure statements filed by the political parties should be treated as correct. Association for Democratic Reforms, National Election Watch and their volunteers are not responsible or liable for any damage arising directly or indirectly from the publication of this report.