

Press Release

17th April, 2017

Manipur Assembly Elections 2017

Analysis of Vote Share and Representativeness of Winners

Association for Democratic Reforms

T-95A, C.L. House, 1st Floor,
Near Gulmohar Commercial Complex
Gautam Nagar,
New Delhi-110 049
Phone: +91-011-4165-4200
Fax : +91-11-46094248
Email : adr@adrindia.org

To report any electoral violations and malpractices during elections download the Election Watch Reporter (Android App)

https://play.google.com/store/apps/details?id=com.webrosoft.election_watch_reporter

Contents

VOTE SHARE AND REPRESENTATIVENESS OF WINNERS	3
Representation of Political Parties.....	3
Seat Distribution among Parties	5
VOTE SHARE OF WINNERS	6
Winners with highest vote share	7
Winners with Least Vote Share.....	7
Party Wise Winners with Less than 50% of Vote Share.....	8
REPRESENTATIVENESS OF WINNERS	9
Winners with Highest Representativeness	10
Winners with Least Representativeness.....	10
Party-wise Winners with less than 40% of Representativeness.....	11
MARGIN OF VICTORY FOR WINNERS.....	12
Winners with Least Margin of Victory.....	12
Party Wise Margin of Victory less than 10%.....	13
NONE OF THE ABOVE	14
COMPARATIVE ANALYSIS- WINNERS WITH CRIMINAL CASES AND THEIR VOTE SHARE AND REPRESENTATIVENESS.....	15
Winners with Criminal Cases and their Vote Share	15
Winners with Criminal Cases and their Representativeness	16
VOTE SHARE AND REPRESENTATIVENESS OF WINNERS IN MANIPUR ASSEMBLY ELECTIONS.....	17
MARGIN OF VICTORY OF WINNERS FROM MANIPUR ASSEMBLY ELECTIONS	21
DISCLAIMER	26

Vote Share and Representativeness of Winners

Representation of Political Parties

In the Manipur Assembly 2017, 18 political parties and independents were in the fray. These included, 6 national political parties, 5 state political parties and 7 registered unrecognized parties. In comparison, during the 2012 Manipur State Assembly elections, 18 political parties were in the fray. These included, 5 national political parties, 8 state political parties and 5 registered unrecognized parties.

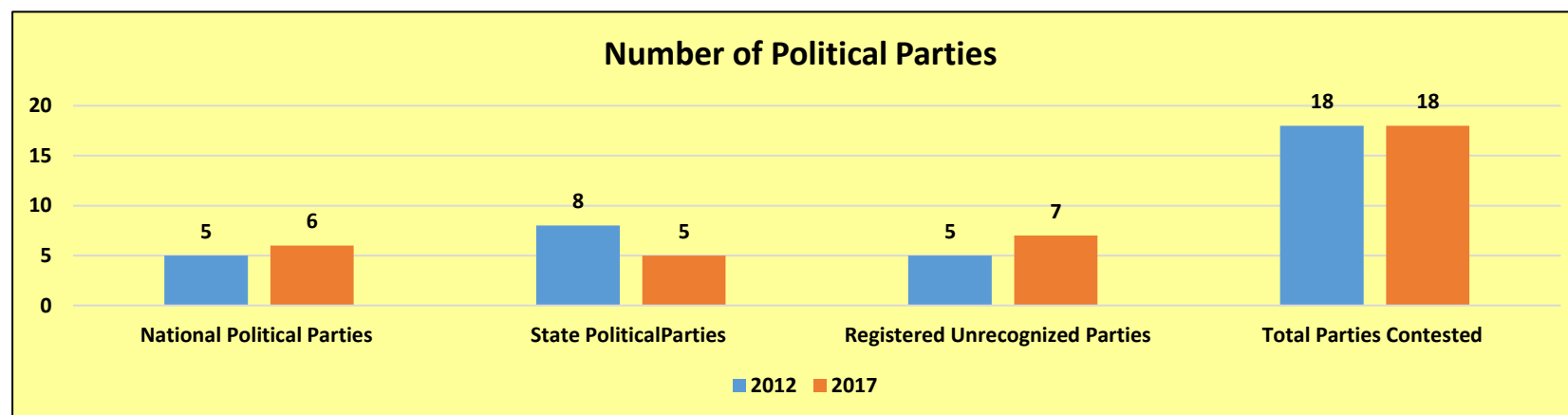


Figure: Number of Political Parties

Count	Manipur Assembly Elections, 2012					Manipur Assembly Elections, 2017				
	National Political parties	State Political Parties	Registered Unrecognized Parties	INDs	Total	National Political Parties	State Political Parties	Registered Unrecognized Parties	INDs	Total
No. of Parties	5	8	5	NA	18	6	5	7	NA	18
No. of Candidates	127	75	35	22	279	150	57	36	23	266

Table: No. of Political Parties and Candidates

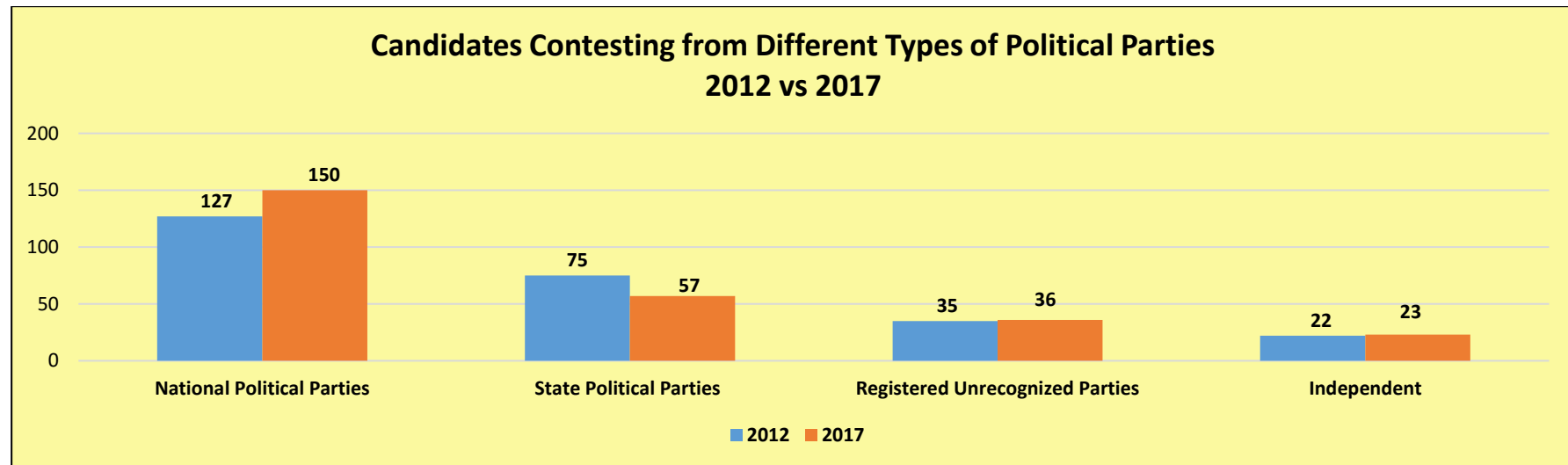


Figure: Candidates Contesting from Different Types of Political Parties

Seat Distribution among Parties

- The national political parties have secured 50 out of 60 seats, with Indian National Congress winning 28 seats, Bhartiya Janata Party winning 21 seats and AITC winning 1 seat.
- The state political parties i.e. Naga Peoples Front won in total 4 seats, National Peoples Party won 4 seats and LJP won 1 seat.
- Only one independent candidate has secured a seat in Manipur State Assembly Election, 2017.

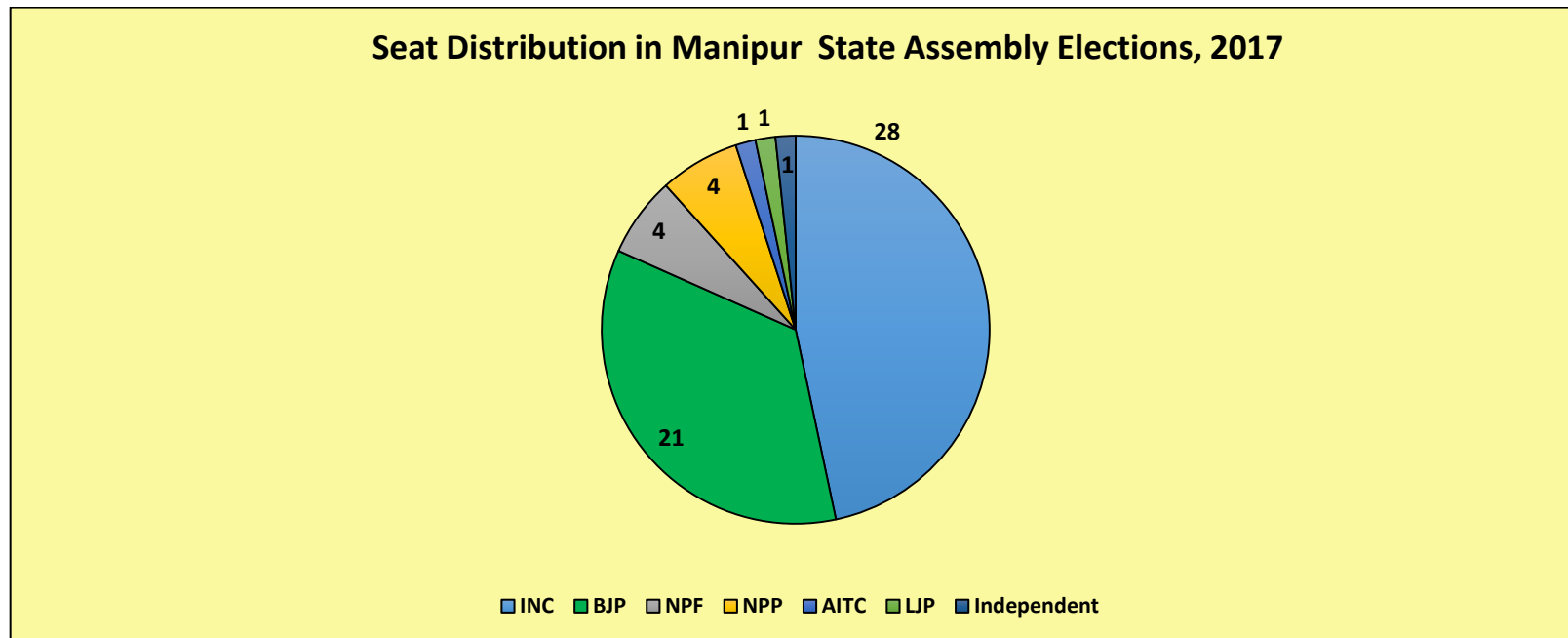


Figure: Seat distribution in Manipur Assembly Elections, 2017

Vote Share of Winner

The percentage of vote share was calculated by dividing the votes polled for the winner by the total number of valid votes polled. The value of vote share represents percentage of votes won by the winning candidates out the total number of valid votes polled.

$$\text{Votes Share} = \frac{\text{Total Votes Polled for Winner}}{\text{Total No. of Valid Votes Polled}}$$

The winners of the Manipur State Assembly elections, 2017 won by an average of 45 % of total votes polled. In the 2012 elections winners won by an average of 46% of total votes polled.




Figure: Comparative Analysis – Vote Share of Winners

Winners with highest vote share: 23 (38%) winners won with 50% and above of the total votes polled in their constituency. The top 3 winners who have attained the highest vote share during the Manipur State Assembly Elections, 2017 are given below:

Winner	Constituency	Party	Total Votes Polled	Total Votes Polled for the Winner	Vote Share %
VUNGZAGIN VALTE	Thanlon (ST)	BJP	13687	9752	71%
OKRAM IBOBI SINGH	Thoubal	INC	27271	18649	68%
SURJAKUMAR OKRAM	Khangabok	INC	32359	20781	64%

Table: Winners with highest vote share

Winners with Least Vote Share: 18(30%) winners won with less than 40% of the total votes polled in their constituency. The top 3 winners who have attained the least vote share during the Manipur State Assembly Elections, 2017 are given below:

Winner	Constituency	Party	Total Votes Polled	Total Votes Polled for the Winner	Vote Share %
LOUREMBAM RAMESHWOR MEETEI	Keirao	BJP	26130	5959	23%
SOIBAM SUBHASCHANDRA SINGH	Naoriya pakhanglakpa	BJP	30334	8609	28%
OINAM LUKHOI SINGH	Wangoi	INC	26225	7443	28%

Table: Winners with least vote share

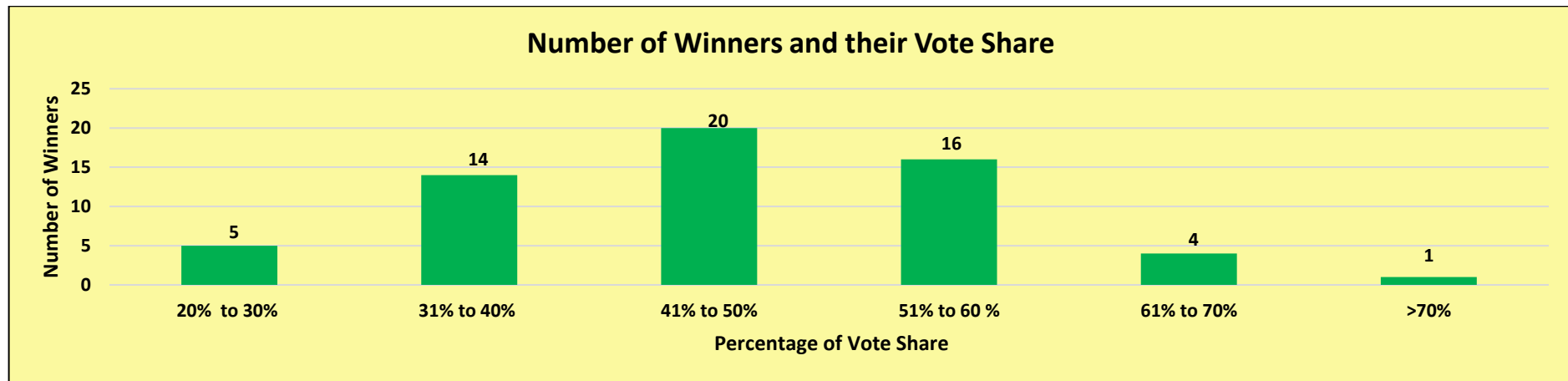


Figure: No. of Winners- Vote Share

Party Wise Winners with Less than 50% of Vote Share Out of 28 winners of **INC**, **17(61%)** won with less than 50 % of total votes polled in their constituencies. **11(52%)** out 21 winners from **BJP**; **2(50%)** out of 4 winners from **NPF**; **4(100%)** out of 4 winners from **NPP**; **1 (100%)** out of 1 winner each from **LJP and AITC**, and **1(100%)** **independently** contested winner have won with less than 50% of total votes polled in their constituency.

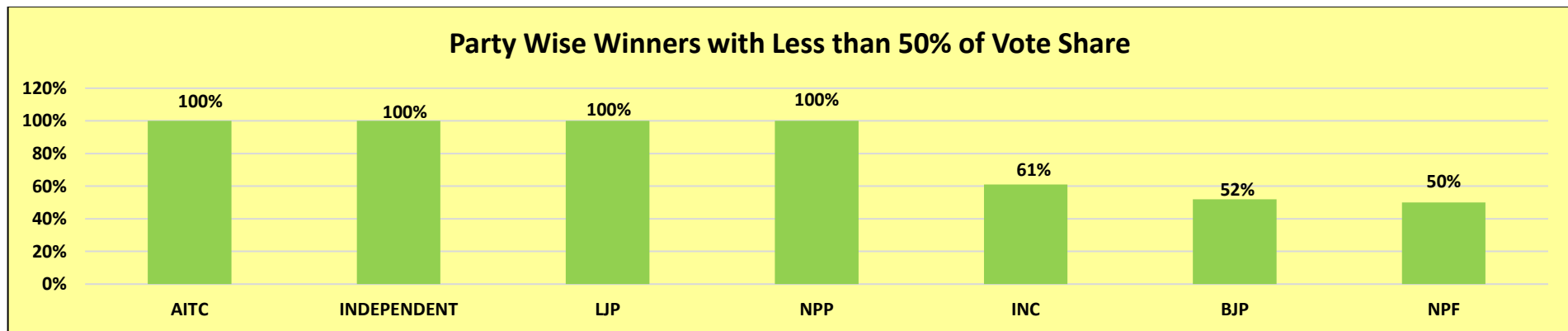


Figure: Party Wise Winners with Less than 50% of Vote Share

Representativeness of Winners

The percentage of representation is calculated by dividing the votes polled for the winner by the electorate i.e. the total number of registered voters. This value represents the percentage of votes won by the winning candidate among the total number of registered voters in the constituency.

$$\text{Representativeness} = \frac{\text{Total Votes polled for Winner}}{\text{Total No. of Registered Voters}}$$

All the winners of the Manipur State Assembly Elections, 2017 won with an average of 40% of the total registered voters. This implies that the winners represents on an average, 40% of the total electorate. In the Manipur State Assembly Elections, 2012 won by an average of 38% of the total registered votes.



Figure – Comparative Analysis- Representativeness of Winners

Winners with Highest Representativeness: The details of top 3 winners with highest representativeness are given below:

Winner	Constituency	Party	Total Registered Voters	Total Votes Polled	Total Votes Polled for the Winner	% of Representativeness
OKRAM IBOBI SINGH	Thoubal	INC	29876	27271	18649	62%
SURJAKUMAR OKRAM	Khangabok	INC	34723	32359	20781	60%
THOUNAOJAM SHYAMKUMAR	Andro	INC	32970	29850	18761	57%

Table: Winners with Highest Representativeness

Winners with Least Representativeness: The details of top 3 winners with least representativeness are given below:

Winner	Constituency	Party	Total Registered Voters	Total Votes Polled	Total Votes Polled for the Winner	% of Representativeness
V. HANGKHANLIAN	Churachandpur (ST)	BJP	53167	33840	10246	19%
LOUREMBAM RAMESHWOR MEETEI	Keirao	BJP	27659	26130	5959	22%
YAMTHONG HAO KIP	Saikul (st)	INC	35905	29322	8677	24%

Table: Winners with least representativeness

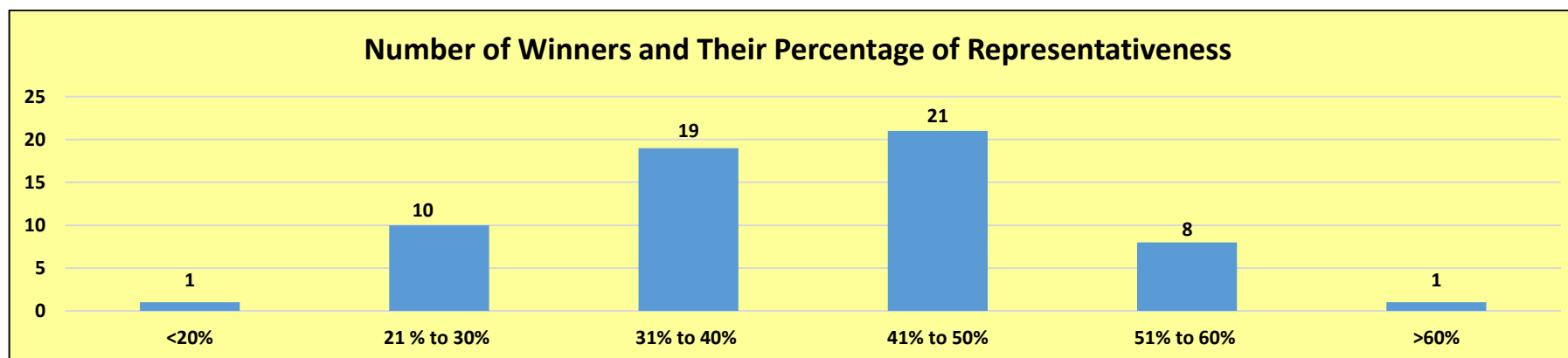


Figure: No. of Winners – Representativeness

Party-wise Winners with less than 40% of Representativeness: Out of 28 winners of **INC**, **11(39%)** have won less than 40% of votes of the total registered voters in the constituency. **8(38%)** out 21 winners from **BJP**; **4 (100%)** out of 4 winners from **NPP**; **1(100%)** out of 1 winner each from **LJP and AITC** and **none** out of 4 winners from **NPF** have won less than 40 % of votes of the total registered voters in the constituency.

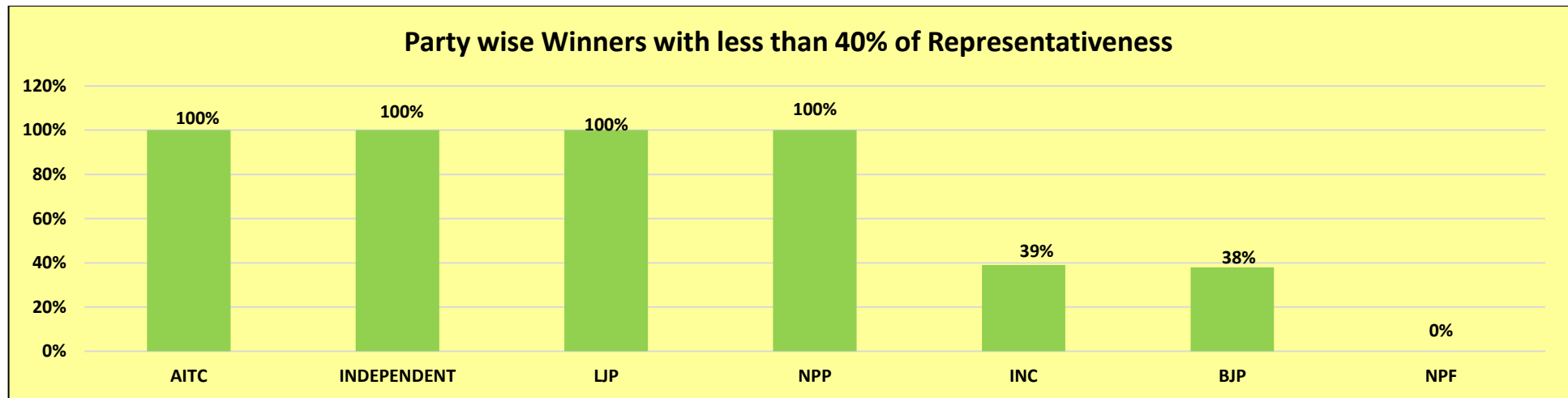


Figure: Party wise Winners with less than 40% of Representativeness

Margin of Victory for Winners

Winners with Least Margin of Victory: The details of top three winners with least margin of victory are given below:

S.No .	Constituency	Total Number of Registered Voters	Total Votes Polled	Winner	Party of the Winner	Total Votes Polled for the Winner	Total Votes Runner up	Runners up	Party of the Runners up	Total Votes Polled for the Runners Up	Margin of Victory (Winner- Runner up)	% Margin of Victory
1	Sagolband	23032	19567	RAJKUMAR IMO SINGH	INC	9211	9192	DR. KHWAIRAKPAM LOKEN SINGH	BJP	9192	19	0.10%
2	Wangoi	27623	26225	OINAM LUKHOI SINGH	INC	7443	7407	KHURAIJAM LOKEN SINGH	NPP	7407	36	0.13%
3	Patsoi	34781	31460	KM. AK. MIRABAI DEVI	INC	13405	13291	SAPAM KUNJAKESWOR (KEBA) SINGH	North East India Development Party	13291	114	0.40%

Table: Winners with Least Margin of Victory

Winners with Highest Margin of Victory: The details of top three winners with highest margin of victory are given below:

S.No.	Constituency	Total Registered Voters	Total Votes Polled	Winner	Party of the Winner	Total Votes polled for the Winner	Runners up	Party of the Runners up	Votes polled for the Runners up	Margin of Victory (Winner- Runner up)	% Margin of Victory
1	Thanlon (ST)	17884	13687	VUNGZAGIN VALTE	BJP	9752	CHINKHOLAL THANGSING	INC	2583	7169	52%
2	Thoubal	29876	27271	OKRAM IBOBI SINGH	INC	18649	LEITANTHEM BASANTA SINGH	BJP	8179	10470	38%
3	Mao (st)	53556	49216	LOSII DIKHO	NPF	25933	WOBA JORAM	BJP	10519	15414	31%

Table: Winners with Highest Margin of Victory

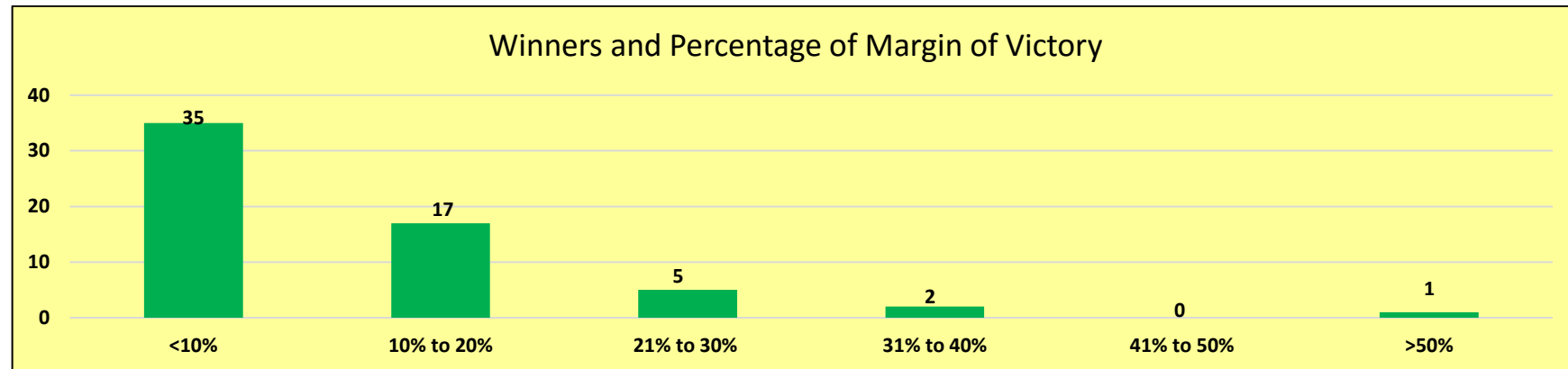


Figure: Winners and Margin of Victory

Party Wise Margin of Victory less than 10%: Out of 28 winners of **INC**, **13(46%)** have won with less than 10% margin of victory. **16(76%)** out of 21 winners from **BJP**; **1(25%)** out of 4 winners from **NPF**; **3(75%)** out of 4 winners from **NPP** and **1(100%)** out of 1 winner each from **AITC** and **LJP** have won with less than 10% margin of victory.

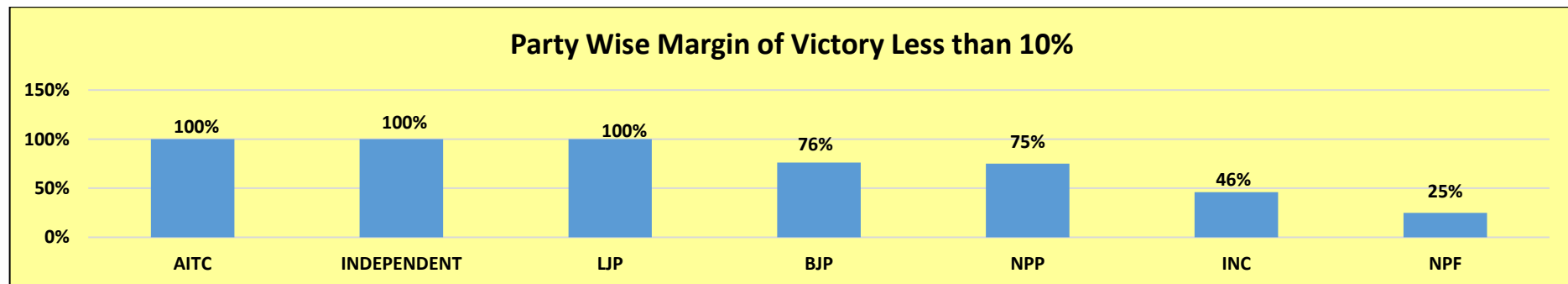


Figure: Party Wise Margin of Victory Less than 10%

None of the Above

The NOTA button instated by the ECI in 2013 gave the voters an options of rejecting all the candidates in their constituency. The total number of votes polled for None-of-the-above option were 9062 votes during the Manipur State Assembly Elections, 2017. The top ten constituencies with highest votes polled for NOTA are as follows:

S.No.	Constituency	Winner	Party	Total No. of Registered Voters	Total Votes Polled	Total Votes Polled for the Winner	Votes Polled by NOTA	% votes Polled by NOTA
1	Thongju	THONGAM BISWAJIT SINGH	BJP	30066	26846	16809	398	1.50%
2	Jiribam	ASHAB UDDIN	Independent	28138	22940	8189	389	1.70%
3	Wangkhei	OKRAM HENRY SINGH	INC	34750	29660	16753	341	1.10%
4	Khurai (GEN)	LEISHANGTHEM SUSINDRO MEITEI	BJP	31862	29188	15005	322	1.10%
5	Kangpokpi (Gen)	NEMCHA KIPGEN	BJP	29790	26065	13485	289	1.10%
6	Uripok	YUMNAM JOYKUMAR SINGH	NPP	23706	20195	6469	284	1.40%
7	Yaikul	THOKCHOM SATYABRATA SINGH	BJP	25329	21897	8014	278	1.30%
8	Patsoi	KM. AK. MIRABAI DEVI	INC	34781	31460	13405	270	0.90%
9	Kakching	YENGKHOM SURCHANDRA SINGH	INC	27673	24100	11133	249	1.00%
10	Tadubi (st)	N. KAYISII	NPP	46308	40757	17115	223	0.50%

Table: Top 10 Constituencies with highest votes polled for NOTA

Comparative Analysis- Winners with criminal cases and their Vote Share and Representativeness

Winners with Criminal Cases and their Vote Share: The total votes for winners with criminal cases, serious criminal cases and clean records were calculated separately. The vote share of the winners with criminal cases was calculated by dividing the total votes polled for winners with criminal cases with the total votes for those constituencies where the said winners contested from. Similarly, the vote share of winners with serious criminal cases and winners with a clean record were calculated.

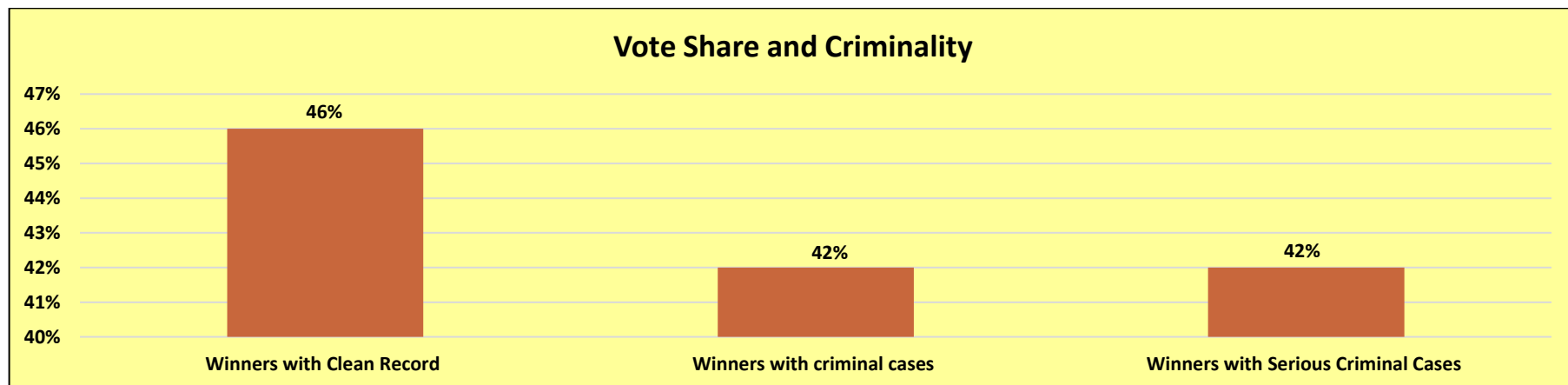


Figure: Vote Share and Criminality

Winners with Criminal Cases and their Representativeness: The representativeness of winners with criminal cases was calculated by dividing the total votes for winners with criminal cases with the total electorate in those constituency where the said winners contested from. Similarly, the representativeness of winners with serious criminal cases and winners with a clean record were calculated.

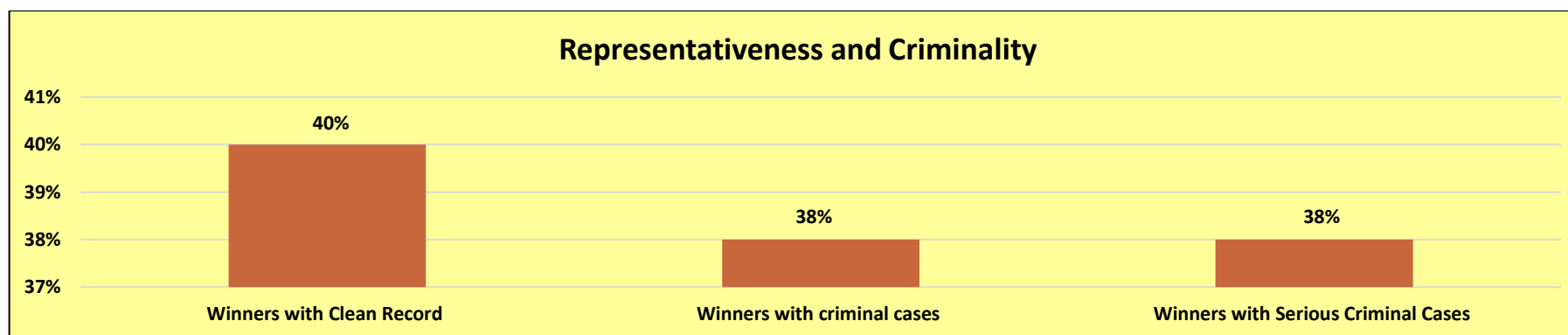


Figure: Representativeness and Criminality

	Total Votes polled for the Winner	Total Voters Polled	Total No. of Registered Voters	Vote Share (in %)	Representativeness (in %)
Winners with Serious Criminal Cases	25362	59994	67272	42%	38%
Winners with Criminal Cases	25362	59994	67272	42%	38%
Winners with Clean Record	727270	1597782	1835290	46%	40%

Table: Winners with Criminal Cases and their Vote Share and Representativeness

Vote Share and Representativeness of Winners in Manipur Assembly Elections

S.No	Winner	Party of the Winner	Constituency	Total Number of Registered Voters	Total Votes Polled	Total Votes Polled for the Winner	% of Representativeness	Vote Share%
1.	VUNGZAGIN VALTE	Bharatiya Janata Party	Thanlon (ST)	17884	13687	9752	55%	71%
2.	OKRAM IBOBI SINGH	Indian National Congress	Thoubal	29876	27271	18649	62%	68%
3.	SURJAKUMAR OKRAM	Indian National Congress	Khangabok	34723	32359	20781	60%	64%
4.	THOUNAOJAM SHYAMKUMAR	Indian National Congress	Andro	32970	29850	18761	57%	63%
5.	THONGAM BISWAJIT SINGH	Bharatiya Janata Party	Thongju	30066	26846	16809	56%	63%
6.	THOKCHOM LOKESHWAR SINGH	Indian National Congress	Khundrakpam (GEN)	25331	22896	12849	51%	56%
7.	KANGUJAM RANJIT SINGH	Indian National Congress	Sugnu	26569	23725	13331	50%	56%
8.	DR. SAPAM RANJAN SINGH	Bharatiya Janata Party	Konhoujam	27852	26029	14313	51%	55%
9.	KONGKHAM ROBINDRO SINGH	Bharatiya Janata Party	Mayang imphal	28848	27473	15221	53%	55%
10.	HEIKHAM DINGO SINGH	Bharatiya Janata Party	Sekmai	26797	24013	13163	49%	55%
11.	YUMNAM KHEMCHAND SINGH	Bharatiya Janata Party	Singjamei	19887	17570	9459	48%	54%
12.	KONTHOUJAM GOVINDAS	Indian National Congress	Bishnupur	29428	26641	14150	48%	53%
13.	DR. RADHESHYAM YUMNAM	Bharatiya Janata Party	Hiyanglam	26394	25190	13394	51%	53%
14.	LOSII DIKHO	Naga Peoples Front	Mao (st)	53556	49216	25933	48%	53%
15.	NGAMTHANG HAOKIP	Indian National Congress	Saitu (ST)	41815	36393	19467	47%	53%

S.No	Winner	Party of the Winner	Constituency	Total Number of Registered Voters	Total Votes Polled	Total Votes Polled for the Winner	% of Representativeness	Vote Share%
16.	SAMUEL JENDAI KAMEI	Bharatiya Janata Party	Tamenglong (ST)	31867	24371	13023	41%	53%
17.	KHASHIM VASHUM	Naga Peoples Front	Chingai (st)	40884	32071	16582	41%	52%
18.	NEMCHA KIPGEN	Bharatiya Janata Party	Kangpokpi (Gen)	29790	26065	13485	45%	52%
19.	GAIKHANGAM	Indian National Congress	Nungba (ST)	25247	19659	10255	41%	52%
20.	LEISHANGTHEM SUSINDRO MEITEI	Bharatiya Janata Party	Khurai (GEN)	31862	29188	15005	47%	51%
21.	SANASAM BIRA SINGH	Indian National Congress	Kumbi	25966	23805	11881	46%	50%
22.	NAMEIRAKPAM LOKEN SINGH	Indian National Congress	Nambol	30963	29307	14736	48%	50%
23.	LAISHRAM RADHAKISHORE SINGH	Bharatiya Janata Party	Oinam	26334	24516	12029	46%	49%
24.	AWANGBOW NEWMAI	Naga Peoples Front	Tamei (ST)	36361	32295	15933	44%	49%
25.	KHUMUKCHAM JOYKISAN SINGH	Indian National Congress	Thangmeiband	28416	23745	11596	41%	49%
26.	KSH. BIREN SINGH	Indian National Congress	Lamlai	27085	25696	12339	46%	48%
27.	K. LEISHIYO	Naga Peoples Front	Phungyar (st)	29902	24956	11900	40%	48%
28.	T. N. HAOKIP	Indian National Congress	Saikot (ST)	49864	33892	16354	33%	48%
29.	THOKCHOM RADHESHYAM SINGH	Bharatiya Janata Party	Heirok	30205	28715	13389	44%	47%
30.	RAJKUMAR IMO SINGH	Indian National Congress	Sagolband	23032	19567	9211	40%	47%
31.	YENGKHOM SURCHANDRA SINGH	Indian National Congress	Kakching	27673	24100	11133	40%	46%
32.	SOROKHAIBAM RAJEN SINGH	Bharatiya Janata Party	Lamsang	30137	28028	12593	42%	45%
33.	MD. FAJUR RAHIM	Indian National Congress	Wabgai	29552	27622	12474	42%	45%

S.No	Winner	Party of the Winner	Constituency	Total Number of Registered Voters	Total Votes Polled	Total Votes Polled for the Winner	% of Representativeness	Vote Share%
34.	GINSUANHAU	Indian National Congress	Singhat (ST)	26139	18335	8131	31%	44%
35.	LANGPOKLAKPAM JAYANTAKUMAR SINGH	National People's Party	Keishamthong	26463	23107	10000	38%	43%
36.	KM. AK. MIRABAI DEVI	Indian National Congress	Patsoi	34781	31460	13405	39%	43%
37.	PAONAM BROJEN SINGH	Indian National Congress	Wangjing tentha	31928	29585	12830	40%	43%
38.	N. KAYISII	National People's Party	Tadubi (st)	46308	40757	17115	37%	42%
39.	DR. CHALTONLIEN AMO	Indian National Congress	Tipaimukh (st)	17758	11798	4997	28%	42%
40.	D. KORUNGTHANG	Indian National Congress	Tengnoupal (st)	46050	41689	16940	37%	41%
41.	KEISHAM MEGHACHANDRA SINGH	Indian National Congress	Wangkhem	31071	28578	11293	36%	40%
42.	KARAM SHYAM	Lok Jan Shakti Party	Langthabal	26920	24681	9625	36%	39%
43.	NONGTHOMBAM BIREN SINGH	Bharatiya Janata Party	Heingang (GEN)	30289	27394	10439	34%	38%
44.	MUHAMMAD ABDUL NASIR	Indian National Congress	Lilong	31131	29337	10765	35%	37%
45.	PUKHREM SHARATCHANDRA SINGH	Bharatiya Janata Party	Moirang	35103	31613	11708	33%	37%
46.	THOKCHOM SATYABRATA SINGH	Bharatiya Janata Party	Yaiskul	25329	21897	8014	32%	37%
47.	ASHAB UDDIN	Independent	Jiribam	28138	22940	8189	29%	36%
48.	ALFRED KANNGAM ARTHUR	Indian National Congress	Ukhrul (st)	41280	32078	11510	28%	36%
49.	T. THANGZALAM HAOKIP	Bharatiya Janata Party	Henglep (ST)	29080	23782	8438	29%	35%

S.No	Winner	Party of the Winner	Constituency	Total Number of Registered Voters	Total Votes Polled	Total Votes Polled for the Winner	% of Representativeness	Vote Share%
50.	LETPAO HAKIP	National People's Party	Chandel (st)	46200	42336	14216	31%	34%
51.	NAHAKPAM INDRAJIT SINGH	Bharatiya Janata Party	Kshetrigao	33041	30303	10411	32%	34%
52.	TONGBRAM ROBINDRO SINGH	All India Trinamool Congress	Thanga	20879	19547	6462	31%	33%
53.	D.D. THAISII	Indian National Congress	Karong (st)	52206	44096	14038	27%	32%
54.	YUMNAM JOYKUMAR SINGH	National People's Party	Uripok	23706	20195	6469	27%	32%
55.	V. HANGKHANLIAN	Bharatiya Janata Party	Churachandpur (ST)	53167	33840	10246	19%	30%
56.	YAMTHONG HAKIP	Indian National Congress	Saikul (st)	35905	29322	8677	24%	30%
57.	OINAM LUKHOI SINGH	Indian National Congress	Wangoi	27623	26225	7443	27%	28%
58.	LOUREMBAM RAMESHWOR MEETEI	Bharatiya Janata Party	Keirao	27659	26130	5959	22%	23%

Table: Vote Share and Representativeness of Winners

Margin of Victory of Winners from Manipur Assembly Elections

S.No.	Constituency	Total Votes Polled	Winner	Party of the Winner	Total Votes Polled for the Winner	Vote Share % of Winner	Runners up	Party of the Runners up	Total Votes Polled for the Runners up	Vote Share % of Runners up	Margin of Victory (Winner-Runner up)	% of Margin of Victory
1	Mao (st)	49216	LOSII DIKHO	Naga Peoples Front	25933	53%	WOBA JORAM	Bharatiya Janata Party	10519	21%	15414	31%
2	Thoubal	27271	OKRAM IBOBI SINGH	Indian National Congress	18649	68%	LEITANTHEM BASANTA SINGH	Bharatiya Janata Party	8179	30%	10470	38%
3	Khangabok	32359	SURJAKUMAR OKRAM	Indian National Congress	20781	64%	THOKCHOM JADUMANI SINGH	Bharatiya Janata Party	11329	35%	9452	29%
4	Andro	29850	THOUNAOJAM SHYAMKUMAR	Indian National Congress	18761	63%	DR. NIMAICHAND LUWANG	Bharatiya Janata Party	10775	36%	7986	27%
5	Chingai (st)	32071	KHASHIM VASHUM	Naga Peoples Front	16582	52%	SWORD VASHUM	Bharatiya Janata Party	8932	28%	7650	24%
6	Thongju	26846	THONGAM BISWAJIT SINGH	Bharatiya Janata Party	16809	63%	THOKCHOM AJIT SINGH	Indian National Congress	9508	35%	7301	27%
7	Thanlon (ST)	13687	VUNGZAGIN VALTE	Bharatiya Janata Party	9752	71%	CHINKHOLAL THANGSING	Indian National Congress	2583	19%	7169	52%
8	Bishnupur	26641	KONTHOUJAM GOVINDAS	Indian National Congress	14150	53%	KONTHOUJAM KRISHNA KUMAR SINGH	Bharatiya Janata Party	8872	33%	5278	20%
9	Nungba (ST)	19659	GAIKHANGAM	Indian National Congress	10255	52%	ADIM PAMEI	Bharatiya Janata Party	5108	26%	5147	26%
10	Saikot (ST)	33892	T. N. HAKIP	Indian National Congress	16354	48%	PAOKHOLAL HAKIP	Bharatiya Janata Party	11253	33%	5101	15%
11	Phungyar (st)	24956	K. LEISHIYO	Naga Peoples Front	11900	48%	SOMI AWUNGSHI	Bharatiya Janata Party	7122	29%	4778	19%
12	Wabgai	27622	MD. FAJUR RAHIM	Indian National Congress	12474	45%	DR. USHAM DEBEN SINGH	Bharatiya Janata Party	7713	28%	4761	17%
13	Tengnoupal (st)	41689	D. KORUNGTHANG	Indian National Congress	16940	41%	YANGKHOLET HAKIP	Bharatiya Janata Party	12284	29%	4656	11%
14	Karong (st)	44096	D.D. THAISII	Indian National Congress	14038	32%	R. YUH JONATHAN TAO	Bharatiya Janata Party	9745	22%	4293	10%

S.No.	Constituency	Total Votes Polled	Winner	Party of the Winner	Total Votes Polled for the Winner	Vote Share % of Winner	Runners up	Party of the Runners up	Total Votes Polled for the Runners up	Vote Share % of Runners up	Margin of Victory (Winner-Runner up)	% of Margin of Victory
15	Saitu (ST)	36393	NGAMTHANG HAO KIP	Indian National Congress	19467	53%	HAOKHOLET KIPGEN	Bharatiya Janata Party	15650	43%	3817	10%
16	Keishamthong	23107	LANGPOKLAKPAM JAYANTAKUMAR SINGH	National People's Party	10000	43%	LAI SOM IBOMCHA SINGH	Indian National Congress	6739	29%	3261	14%
17	Saikul (st)	29322	YAMTHONG HAO KIP	Indian National Congress	8677	30%	CHUNGKHOKAI DOUNGEL	Nationalist Congress Party	5416	18%	3261	11%
18	Sugnu	23725	KANGUJAM RANJIT SINGH	Indian National Congress	13331	56%	YUMNAM JIBAN SINGH	Bharatiya Janata Party	10198	43%	3133	13%
19	Mayang imphal	27473	KONGKHAM ROBINDRO SINGH	Bharatiya Janata Party	15221	55%	DR. KHUMUJAM RATANKUMAR SINGH	Indian National Congress	12127	44%	3094	11%
20	Khundrakpam (GEN)	22896	THOKCHOM LOKESHWAR SINGH	Indian National Congress	12849	56%	THANGJAM MOHENDRO SINGH	Bharatiya Janata Party	9790	43%	3059	13%
21	Wangkhem	28578	KEISHAM MEGHACHANDRA SINGH	Indian National Congress	11293	40%	YUMNAM NABACHANDRA SINGH	North East India Development Party	8413	29%	2880	10%
22	Konhoujam	26029	DR. SAPAM RANJAN SINGH	Bharatiya Janata Party	14313	55%	KONTHOUJAM SHARAT SINGH	Indian National Congress	11541	44%	2772	11%
23	Sekmai	24013	HEIKHAM DINGO SINGH	Bharatiya Janata Party	13163	55%	KHWAIRAKPAM DEVENDRO SINGH	Indian National Congress	10631	44%	2532	11%
24	Langthabal	24681	KARAM SHYAM	Lok Jan Shakti Party	9625	39%	O. JOY SINGH	Bharatiya Janata Party	7294	30%	2331	9%
25	Kangpokpi (Gen)	26065	NEMCHA KIPGEN	Bharatiya Janata Party	13485	52%	KHARGA TAMANG	Independent	11188	43%	2297	9%
26	Chandel (st)	42336	LETPAO HAO KIP	National People's Party	14216	34%	TS WARNGAM	Independent	12091	29%	2125	5%
27	Tamenglong (ST)	24371	SAMUEL JENDAI KAMEI	Bharatiya Janata Party	13023	53%	JANGHEMLUNG PANMEI	Naga Peoples Front	11019	45%	2004	8%

S.No.	Constituency	Total Votes Polled	Winner	Party of the Winner	Total Votes Polled for the Winner	Vote Share % of Winner	Runners up	Party of the Runners up	Total Votes Polled for the Runners up	Vote Share % of Runners up	Margin of Victory (Winner-Runner up)	% of Margin of Victory
28	Khurai (GEN)	29188	LEISHANGTHEM SUSINDRO MEITEI	Bharatiya Janata Party	15005	51%	DR. NGAIRANGBAM BIJOY SINGH	Indian National Congress	13061	45%	1944	7%
29	Wangjing tentha	29585	PAONAM BROJEN SINGH	Indian National Congress	12830	43%	MOIRANGTHEM HEMANTA	Bharatiya Janata Party	10967	37%	1863	6%
30	Singjamei	17570	YUMNAM KHEMCHAND SINGH	Bharatiya Janata Party	9459	54%	IRENBAM HEMOCHANDRA SINGH	Indian National Congress	7625	43%	1834	10%
31	Hiyanglam	25190	DR. RADHESHYAM YUMNAM	Bharatiya Janata Party	13394	53%	ELANGBAM DWIJAMANI SINGH	Indian National Congress	11669	46%	1725	7%
32	Jiribam	22940	ASHAB UDDIN	Independent	8189	36%	THOUDAM DEBENDRA SINGH	Indian National Congress	6539	29%	1650	7%
33	Heirok	28715	THOKCHOM RADHESHYAM SINGH	Bharatiya Janata Party	13389	47%	MOIRANGTHEM OKENDRO	Indian National Congress	11742	41%	1647	6%
34	Kumbi	23805	SANASAM BIRA SINGH	Indian National Congress	11881	50%	NINGTHOUJAM MANGI	Bharatiya Janata Party	10570	44%	1311	6%
35	Tadubi (st)	40757	N. KAYISII	National People's Party	17115	42%	M. FRANCIS NGAJOKPA	Bharatiya Janata Party	15816	39%	1299	3%
36	Lamsang	28028	SOROKHAIBAM RAJEN SINGH	Bharatiya Janata Party	12593	45%	WANGKHEIMAYUM BRAJABIDHU SINGH	Indian National Congress	11313	40%	1280	5%
37	Lilong	29337	MUHAMMAD ABDUL NASIR	Indian National Congress	10765	37%	Y. ANTAS KHAN	Independent	9497	32%	1268	4%
38	Heingang (GEN)	27394	NONGTHOMBAM BIREN SINGH	Bharatiya Janata Party	10439	38%	PANGEIJAM SARATCHANDRA SINGH	All India Trinamool Congress	9233	34%	1206	4%
39	Singhat (ST)	18335	GINSUANHAU	Indian National Congress	8131	44%	CHINLUNTHANG	Bharatiya Janata Party	6969	38%	1162	6%
40	Thanga	19547	TONGBRAM ROBINDRO SINGH	All India Trinamool Congress	6462	33%	MOIRANGTHEM ASNIKUMAR SINGH	Bharatiya Janata Party	5457	28%	1005	5%

S.No.	Constituency	Total Votes Polled	Winner	Party of the Winner	Total Votes Polled for the Winner	Vote Share % of Winner	Runners up	Party of the Runners up	Total Votes Polled for the Runners up	Vote Share % of Runners up	Margin of Victory (Winner-Runner up)	% of Margin of Victory
41	Lamlai	25696	KSH. BIREN SINGH	Indian National Congress	12339	48%	KHONGBANTABAM IBOMCHA	Bharatiya Janata Party	11487	45%	852	3%
42	Oinam	24516	LAISHRAM RADHAKISHORE SINGH	Bharatiya Janata Party	12029	49%	DR. IRENGBAM IBOHALBI SINGH	Indian National Congress	11186	46%	843	3%
43	Tamei (ST)	32295	AWANGBOW NEWMAL	Naga Peoples Front	15933	49%	Z. KIKHONBOU NEWMAL	Bharatiya Janata Party	15186	47%	747	2%
44	Kakching	24100	YENGKHOM SURCHANDRA SINGH	Indian National Congress	11133	46%	M. RAMESHWAR SINGH (RAMAY)	Bharatiya Janata Party	10503	44%	630	3%
45	Tipaimukh (st)	11798	DR. CHALTONLIEN AMO	Indian National Congress	4997	42%	DR. LALLUKHUM FIMATE	Bharatiya Janata Party	4371	37%	626	5%
46	Churachandpur (ST)	33840	V. HANGKHANLIAN	Bharatiya Janata Party	10246	30%	PHUNGZATHANG TONSING	National People's Party	9632	28%	614	2%
47	Yaikul	21897	THOKCHOM SATYABRATA SINGH	Bharatiya Janata Party	8014	37%	ELANGBAM CHAND SINGH	Indian National Congress	7444	34%	570	3%
48	Keirao	26130	LOUREMBAM RAMESHWOR MEETEI	Bharatiya Janata Party	5959	23%	MD. NASIRUDDIN KHAN	Independent	5421	21%	538	2%
49	Kshetrigao	30303	NAHAKPAM INDRAJIT SINGH	Bharatiya Janata Party	10411	34%	MD. AMIN SHAH	Indian National Congress	10031	33%	380	1.30%
50	Moirang	31613	PUKHREM SHARATCHANDRA SINGH	Bharatiya Janata Party	11708	37%	MAIREMBAM PRITHVIRAJ SINGH	Indian National Congress	11333	36%	375	1.20%
51	Uripok	20195	YUMNAM JOYKUMAR SINGH	National People's Party	6469	32%	LAISHRAM NANDAKUMAR SINGH	Indian National Congress	6124	30%	345	2%
52	Ukhrul (st)	32078	ALFRED KANNAM ARTHUR	Indian National Congress	11510	36%	SOMATAI SHAIZA	Bharatiya Janata Party	11214	35%	296	0.90%
53	Nambol	29307	NAMEIRAKPAM LOKEN SINGH	Indian National Congress	14736	50%	THOUNAOJAM CHAOBA	Bharatiya Janata Party	14456	49%	280	1.00%

S.No.	Constituency	Total Votes Polled	Winner	Party of the Winner	Total Votes Polled for the Winner	Vote Share % of Winner	Runners up	Party of the Runners up	Total Votes Polled for the Runners up	Vote Share % of Runners up	Margin of Victory (Winner-Runner up)	% of Margin of Victory
54	Henglep (ST)	23782	T. THANGZALAM HAKIP	Bharatiya Janata Party	8438	35%	T. MANGA VAIPHEI	Indian National Congress	8170	34%	268	1.10%
55	Thangmeiband	23745	KHUMUKCHAM JOYKISAN SINGH	Indian National Congress	11596	49%	JYOTIN WAIKHOM	Bharatiya Janata Party	11439	48%	157	0.70%
56	Patsoi	31460	KM. AK. MIRABAI DEVI	Indian National Congress	13405	43%	SAPAM KUNJAKESWOR (KEBA) SINGH	North East India Development Party	13291	42%	114	0.40%
57	Wangoi	26225	OINAM LUKHOI SINGH	Indian National Congress	7443	28%	KHURAIJAM LOKEN SINGH	National People's Party	7407	28%	36	0.10%
58	Sagolband	19567	RAJKUMAR IMO SINGH	Indian National Congress	9211	47%	DR. KHWAIRAKPAM LOKEN SINGH	Bharatiya Janata Party	9192	47%	19	0.10%

Table: Margin of Victory of Winners from Manipur Assembly Elections

Manipur Election Watch

Mr Miranjan Loitongbam
Coordinator
+91 9089342028
miranjan@gmail.com

Association for Democratic Reforms

<p>Media and Journalist Helpline</p> <p>+91 80103 94248 Email: adr@adrindia.org</p>	<p>Maj. Gen. Anil Verma (Retd.) Head National Election Watch, Association for Democratic Reforms 011 4165 4200 +91 88264 79910 adr@adrindia.org, anilverma@adrindia.org</p>	<p>Prof Jagdeep Chhokar IIM Ahmedabad (Retd.) Founder Member, National Election Watch, Association for Democratic Reforms +91 99996 20944 jchhokar@gmail.com</p>	<p>Prof Trilochan Sastry IIM Bangalore Founder Member, National Election Watch, Association for Democratic Reforms +91 94483 53285 trilochans@iimb.ernet.in</p>
--	--	---	--

DISCLAIMER

All information in this report has been taken from the website of Election Commission of India (<http://eci.nic.in/eci/eci.html>). **ADR does not add or subtract any information, unless the EC changes the data. In particular, no unverified information from any other source is used.** While all efforts have been made to ensure that the information is in keeping with what is available in the ECI website, in case of discrepancy between information in this report and that given in the ECI website, the information available ECI website should be treated as correct. Association for Democratic Reforms, Manipur Election Watch and their volunteers are not responsible or liable for any damage arising directly or indirectly from the publication of this report