

Press Release

Sikkim Assembly Elections 2019

Analysis of Criminal Background, Financial, Education, Gender and other details of MLAs

Association for Democratic Reforms

T-95, C.L. House, 2nd Floor,
Near Gulmohar Commercial Complex
Gautam Nagar,
New Delhi-110 049
Phone: +91-011-4165-4200
Fax : +91-11-46094248
Email :adr@adrindia.org

To report any electoral violations and malpractices during elections download the Election Watch Reporter (Android App)
https://play.google.com/store/apps/details?id=com.webrosoft.election_watch_reporter

Contents

SIKKIM ASSEMBLY ELECTIONS 2019	1
ANALYSIS OF CRIMINAL BACKGROUND, FINANCIAL, EDUCATION, GENDER AND OTHER DETAILS OF MLAs	1
CRIMINAL BACKGROUND	4
FINANCIAL BACKGROUND	5
OTHER BACKGROUND DETAILS	11
COMPARATIVE ANALYSIS OF ASSETS OF RE-ELECTED MLAs	12
ANALYSIS BASED ON ASSETS	13
PARTY WISE CROREPATI MLAs	13
AVERAGE ASSETS OF MLAs: PARTY WISE ANALYSIS	13
ANALYSIS BASED ON OTHER BACKGROUND DETAILS OF MLAs	14
OVERALL EDUCATION REPORT	14
ANALYSIS BASED ON AGE GROUPS	15
OVERALL GENDER REPORT	16
ASSETS DETAILS OF MLAs	17
ASSETS COMPARISON FOR RE-ELECTED MLAs (SORT BY ASSETS INCREASE/DECREASE IN RUPEES)	19
CONTACT DETAILS	22
DISCLAIMER	22

Summary and Highlights

Sikkim Election Watch and Association for Democratic Reforms (ADR) have analysed the self-sworn affidavits of all **32** newly elected MLAs from the Sikkim 2019 Assembly Elections.

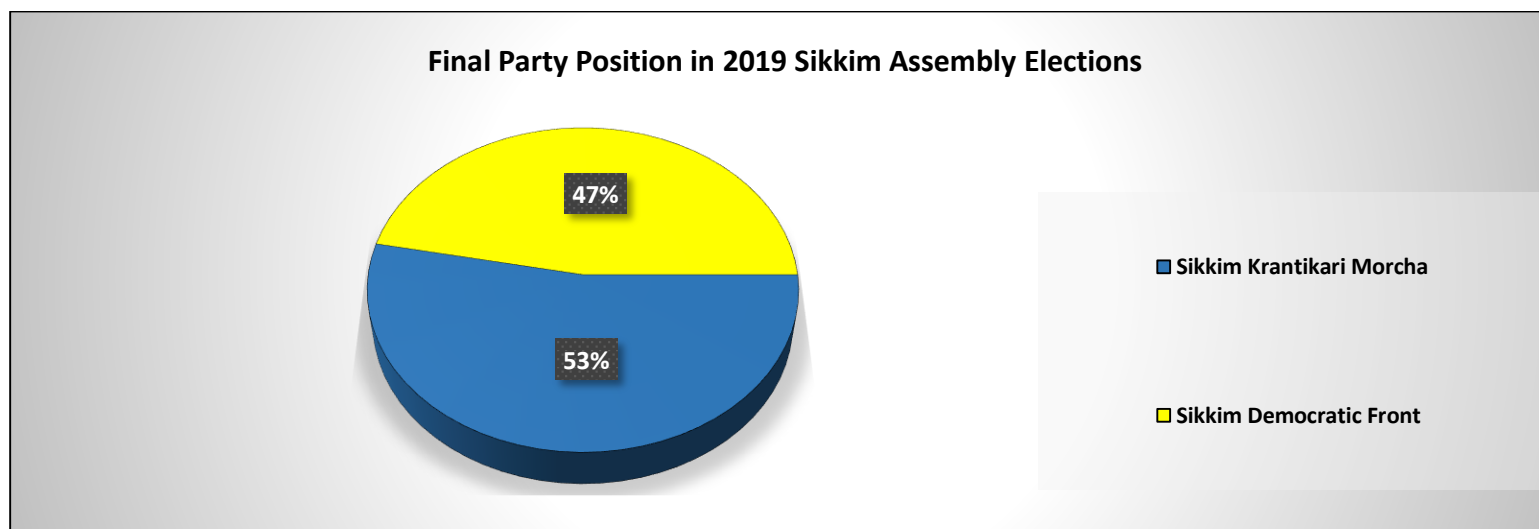


Figure: Final Party Position

Party	Total Seats Won
Sikkim Krantikari Morcha	17
Sikkim Democratic Front	15
Total	32

Table: Final Party Position

Data in this Kit is presented in good faith, with an intention to inform voters. MLAs' affidavits obtained from the ECI website (www.eci.nic.in) with nomination papers is the source of this analysis.
Website:-www.adrindia.org, www.myneta.info

CRIMINAL BACKGROUND

- **MLAs with criminal cases:** None of the winners have any declared criminal cases against themselves

Comparison of MLAs with declared criminal cases in 2009, 2014 and 2019

S.No.	Sikkim Assembly Elections Year	Number of MLAs Analysed	Number of MLAs with Declared Criminal Cases	Percentage of MLAs with Declared Criminal Cases	Number of MLAs with Declared Serious Criminal Cases	Percentage of MLAs with Declared Serious Criminal Cases
1	2009	32	1	3%	1	3%
2	2014	32	2	6%	1	3%
3	2019	32	0	0%	0	0%

Table: Comparison of MLAs with declared criminal cases in 2009, 2014 and 2019

Criteria for serious criminal cases

1. Offence for which maximum punishment is of 5 years or more.
2. If an offence is non-bailable
3. If it is an electoral offence (for eg. IPC 171E or bribery)
4. Offence related to loss to exchequer
5. Offences that are assault, murder, kidnap, rape related
6. Offences that are mentioned in Representation of the People Act (Section 8)
7. Offences under Prevention of Corruption Act
8. Crimes against women.

Comparison of MLAs with declared criminal cases in 2009, 2014 and 2019

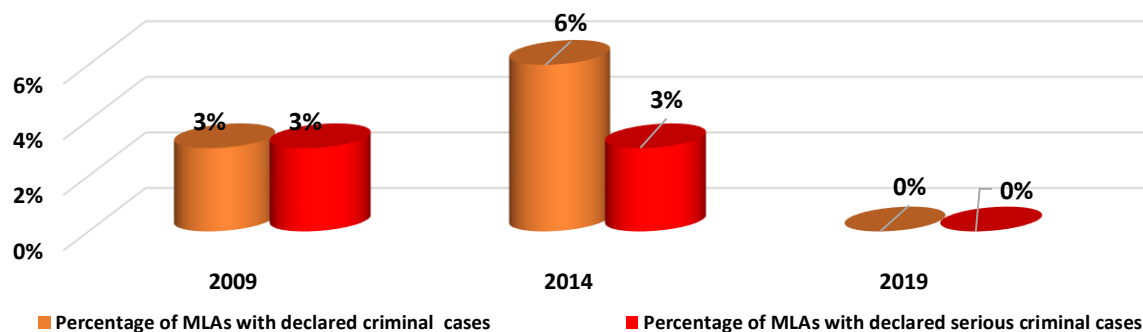


Figure: Comparison of MLAs with declared criminal cases in 2009, 2014 and 2019

FINANCIAL BACKGROUND

- **Crorepati MLAs**: Out of the **32** newly elected MLAs, **24 (75%)** are crorepatis. Out of **32** MLAs analysed during **Sikkim 2014 assembly elections**, **24 (75%)** MLAs were crorepatis.

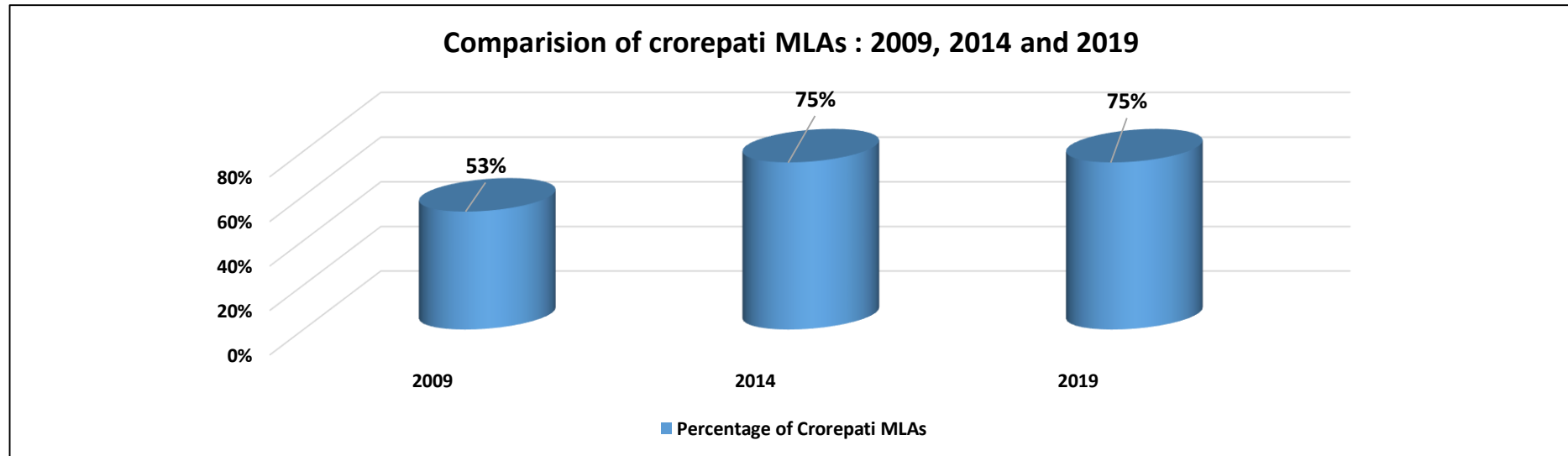


Figure: Comparison of crorepati MLAs: 2009, 2014 and 2019

S.No.	Sikkim Assembly Elections Year	Number of MLAs Analysed	Number of Crorepati MLAs	Percentage of Crorepati MLAs
1	2009	32	17	53%
2	2014	32	24	75%
3	2019	32	24	75%

Table: Comparison of crorepati MLAs: 2009, 2014 and 2019

- **Party-wise crorepati MLAs:** 13 (87%) out of 15 MLAs from SDF and 11(65%) MLAs from Sikkim Krantikari Morcha has declared assets valued more than Rs 1 crore.

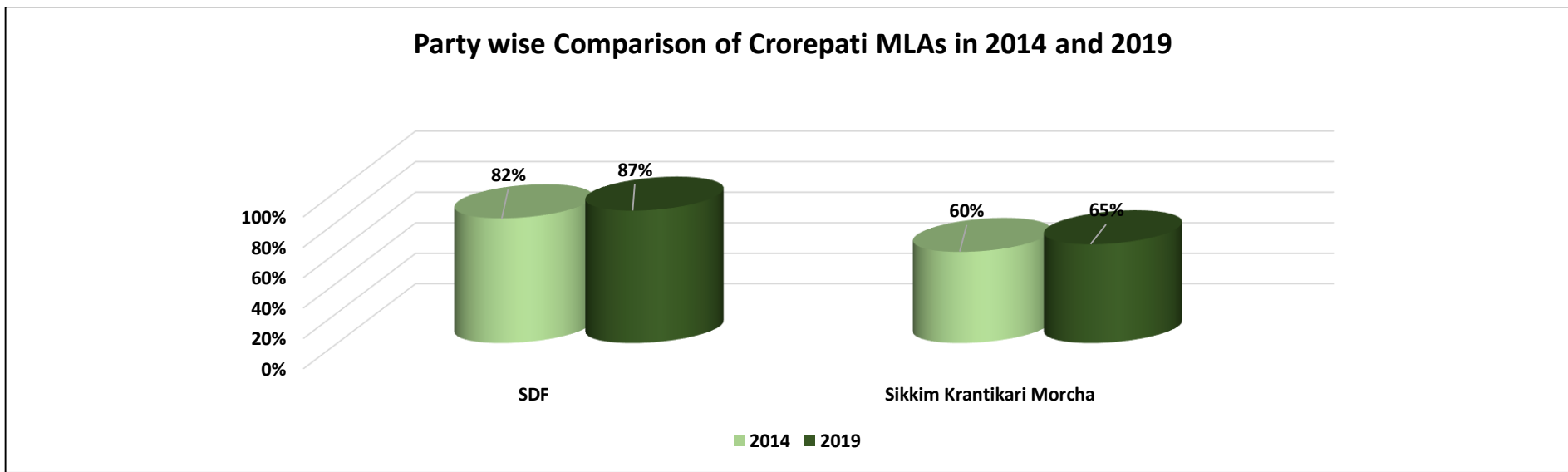


Figure: Party wise Comparison of Crorepati MLAs in 2014 and 2019

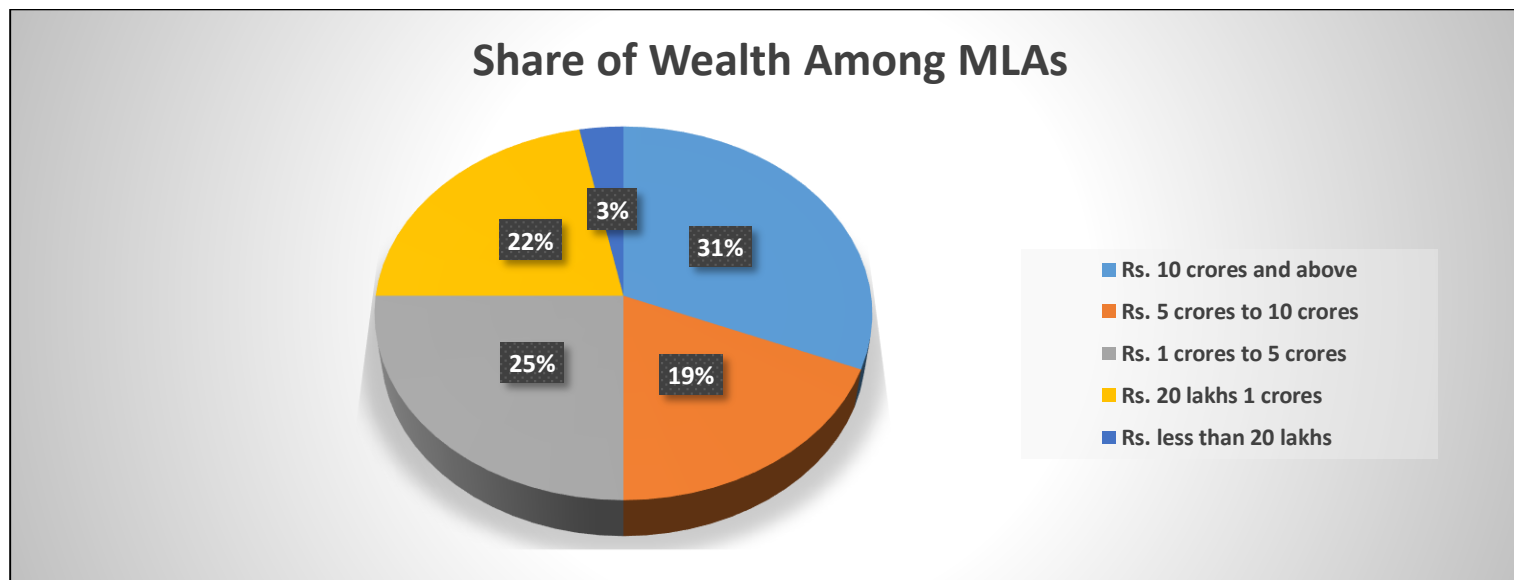


Figure: Share of Wealth among MLAs

- Share of Wealth among MLAs :** The table given below shows the share of wealth among MLAs in Sikkim Assembly Elections ,2019:

Value of assets (Rs.)	Number of MLAs	% of MLAs
Rs. 10 crores and above	10	31%
Rs. 5 crores to 10 crores	6	19%
Rs. 1 crores to 5 crores	8	25%
Rs. 20 lakhs to 1 crore	7	22%
Rs. less than 20 lakhs	1	3%

Table: Share of Wealth Among MLAs

- **Average assets:** The average of assets per MLA in the Sikkim 2019 assembly elections is **Rs. 8.63 crores**. In 2014, the average assets of 32 MLAs analyzed was **Rs 5.08 crores**.

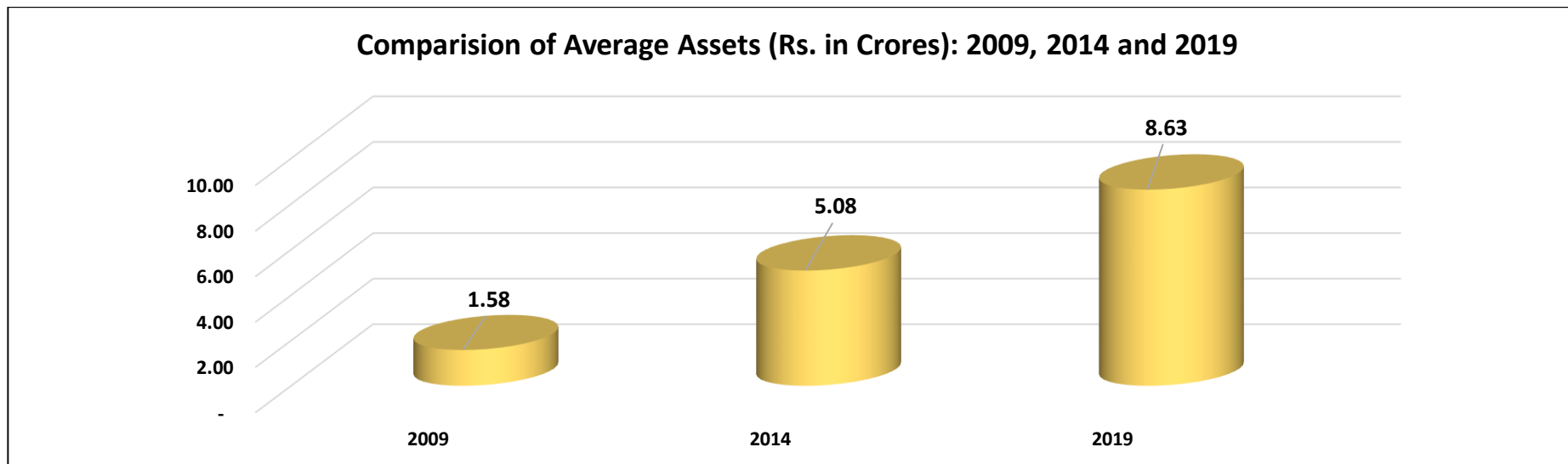


Figure: Comparison of Average Assets (Rs. in Crores): 2009, 2014 and 2019

S.No.	Sikkim Assembly Elections Year	Number of MLAs Analysed	Average Assets (in Rs)
1	2009	32	Rs 1,58,24,060 1 Cror+
2	2014	32	Rs 5,08,27,049 5 Crore+
3	2019	32	Rs 8,63,08,077 8 Crore+

- **Party wise average assets:** The average assets per MLA for **17 Sikkim Krantikari Morcha** MLAs analysed is **Rs 5.02 crores** and **15 SDF** MLAs have average assets of **Rs 12.71 crores**

- **High asset MLAs:** The top three MLAs with high assets are given below:

S.No.	Name	District	Constituency	Party Name	Movable Assets (Rs)	Immovable Assets (Rs)	Total Assets (Rs)	PAN Given
1	Dilliram Thapa	EAST	UPPER BURTUK	SDF	80,19,661	66,76,73,413	67,56,93,074 67 Crore+	Y
2	Samdup Lepcha	NORTH	LACHEN MANGAN	Sikkim Krantikari Morcha	6,79,40,600	16,91,75,663	23,71,16,263 23 Crore+	Y
3	Gay Tshering Dhungel	EAST	UPPER TADONG	SDF	2,14,67,800	17,83,23,272	19,97,91,072 19 Crore+	Y

Table: Top three MLAs with highest declared assets

MLAs with declared assets valued less than Rs 1 crore: 8 MLAs with declared assets valued less than Rs 1 crore list are given below:

S.No.	Name	District	Constituency	Party Name	Movable Assets (Rs)	Immovable Assets (Rs)	Total Assets (Rs)	PAN Given
1	Aditya Golay Tamang	WEST	SOREONG-CHAKUNG	Sikkim Krantikari Morcha	14,33,713	0	14,33,713 14 Lacs+	Y
2	Raj Kumari Thapa	SOUTH	RANGANG-YANGANG	SDF	22,10,890	15,00,000	37,10,890 37 Lacs+	Y
3	Bhim Hang Limboo	WEST	YANGTHANG	Sikkim Krantikari Morcha	8,92,263	30,73,612	39,65,875 39 Lacs+	Y
4	Em Prasad Sharma	EAST	NAMCHEYBUNG	SDF	9,35,434	32,80,000	42,15,434 42 Lacs+	Y
5	Kunga Nima Lepcha	EAST	GANGTOK	Sikkim Krantikari Morcha	9,58,810	53,38,987	62,97,797 62 Lacs+	Y
6	Kunga Nima Lepcha	EAST	SHYARI	Sikkim Krantikari Morcha	9,58,810	53,38,987	62,97,797 62 Lacs+	Y
7	Lall Bahadur Das	EAST	WEST PENDAM	Sikkim Krantikari Morcha	3,00,325	61,41,242	64,41,567 64 Lacs+	Y
8	Sunita Gajmer	WEST	SALGHARI-ZOOM	Sikkim Krantikari Morcha	8,06,652	74,25,787	82,32,439 82 Lacs+	Y

Table: MLAs with declared assets valued less than Rs 1 crore.

- MLAs with high liabilities: 26(81%)** MLAs have declared liabilities in their affidavits and the details of the top 3 MLAs are as follows:

S.No.	Name	District	Constituency	Party Name	Total Assets(Rs)	Liabilities (Rs)	PAN Given
1	*Pawan Chamling	SOUTH	POKLOK-KAMRANG	SDF	13,55,60,662 13 Crore+	4,78,77,458 4 Crore+	Y
	*Pawan Chamling	SOUTH	NAMCHI-SINGHITHANG	SDF	13,55,60,662 13 Crore+	4,78,77,458 4 Crore+	Y
2	Samdup Lepcha	NORTH	LACHEN MANGAN	Sikkim Krantikari Morcha	23,71,16,263 23 Crore+	3,35,25,370 3 Crore+	Y
3	Narendra Kumar Subba	WEST	MANEBUNG-DENTAM	SDF	6,12,01,484 6 Crore+	2,82,32,618 2 Crore+	Y

Table: Top three MLAs with high liabilities

* Pawan Chamling is won from both constituencies.

- MLAs with high income as declared in ITR:**The table below shows who have declared Income Tax Returns.

S.No.	Name	Party Name	Constituency	District Name	Total Asset (Rs)	Self Source of Income	Spouse's Source of Income	The financial year for which the last income tax return has been filed by winner	Total income shown by winner in ITR (Self+Spouse+Dependent) (Rs)	Self income shown by winner in ITR (Rs)
1	Mani Kumar Sharma	Sikkim Krantikari Morcha	KHAMDONG-SINGTAM	EAST	9,24,58,069 9 Crore+	Profession, Business & Pension	NA	2017-2018	24,03,306 24 Lacs+	24,03,306 24 Lacs+
2	Karma Loday Bhutia	Sikkim Krantikari Morcha	KABI LUNGCHUK	NORTH	8,67,30,407 8 Crore+	Pension,Rent	Rent	2017-2018	17,06,239 17 Lacs+	0

Table: MLAs with declared income tax returns

* As per section 10 (26) of IT Act 1961, a member of ST residing in specific area of in Arunachal Pradesh, Manipur, Sikkim, Nagaland, Tripura or Ladakh in Jammu and Kashmir is exempt from paying IT.

OTHER BACKGROUND DETAILS

- **Education Details of MLAs:** **16 (50%)** MLAs have declared their educational qualification to be between **5th pass and 12th pass** while **16 (50%)** MLAs have declared having an educational qualification of **graduate or above**.
 - **Age details of MLAs:** **3 (9%)** MLAs have declared their age to be between **25 and 40 years** while **20 (63%)** MLAs have declared their age to be between **41 and 60 years**. There are **9(28%)** MLAs who have declared their age to be between **61 to 80 years**.
1. **Gender details of MLAs:** Out of 32 MLAs analysed, 3 (9%) MLAs are women.

COMPARATIVE ANALYSIS OF ASSETS OF RE-ELECTED MLAS

- **Number of re-elected MLAs:** Number of re-elected MLAs analysed in the assembly elections of 2019 is 9.
- **Average assets of re-elected MLAs in 2014:** The average assets of re-elected MLAs in 2014 was **Rs 14.90 crores**
- **Average assets of re-elected MLAs in 2019:** The average assets of re-elected MLAs in 2019 is **Rs 16.02 crores**.
- **Average growth in assets of re-elected MLAs from 2014 to 2019:** The growth in average assets of re-elected MLAs is **Rs 1.12 crores i.e. by 8%**.

Comparative analysis of party wise average assets of re-elected MLAs in 2014 and 2019

S.No.	Party in Sikkim 2019	Total Number of MLAs	Average Assets in Sikkim 2019 (Rs.)	Average Assets in Sikkim 2014 (Rs.)	Average Asset Increase (Rs.)	Average % Increase in Asset
1.	SDF	7	20,33,67,013 20 Crore+	19,06,84,928 19 Crore+	1,26,82,085 1 Crore+	7%
2.	Sikkim Krantikari Morcha	2	95,00,199 95 Lacs+	34,80,004 34 Lacs+	60,20,195 60 Lacs+	173%
GRAND TOTAL		9	16,02,85,499.11 16 Crore+	14,90,83,833.66 14 Crore+	1,12,01,665.44 1 Crore+	8%

Table: comparative analysis of party wise average assets of re-elected MLAs in 2014 and 2019

ANALYSIS BASED ON ASSETS

Party wise crorepati MLAs

Party Name	Number of MLAs Analyzed	No of Crorepatis	Percentage of Crorepati MLAs
SDF	15	13	87%
SIKKIM KRANTIKARI MORCHA	17	11	65%
Total	32	24	75%

Table: Party wise analysis of crorepati MLAs

Average assets of MLAs: party wise analysis

Party Name	Number of MLAs Analyzed	Average Assets (Rs)
Sikkim Krantikari Morcha	17	Rs 5,02,72,754 ~ 5 Crore+
SDF	15	Rs 12,71,48,110 ~ 12 Crore+
All Parties	32	Rs 8,63,08,077 8 Crore+

Table: Party wise average assets for MLAs

ANALYSIS BASED ON OTHER BACKGROUND DETAILS OF MLAs

Overall Education Report

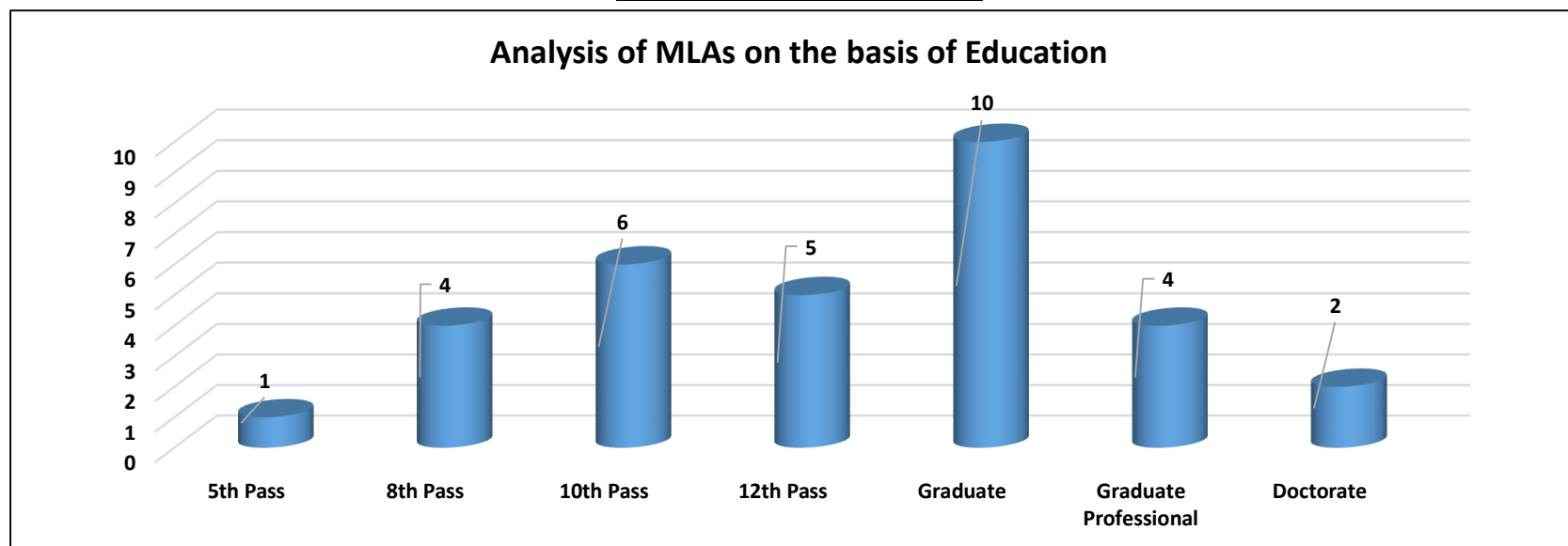


Figure: Analysis of MLAs on the basis of education

Education Group	Number of MLAs analyzed
5th Pass	1
8th Pass	4
10th Pass	6
12th Pass	5
Graduate	10
Graduate Professional	4
Doctorate	2
Total	32

Table: Analysis of MLAs on the basis of education

Data in this Kit is presented in good faith, with an intention to inform voters. MLAs' affidavits obtained from the ECI website (www.eci.nic.in) with nomination papers is the source of this analysis.
Website:-www.adrindia.org, www.myneta.info

Analysis based on Age groups

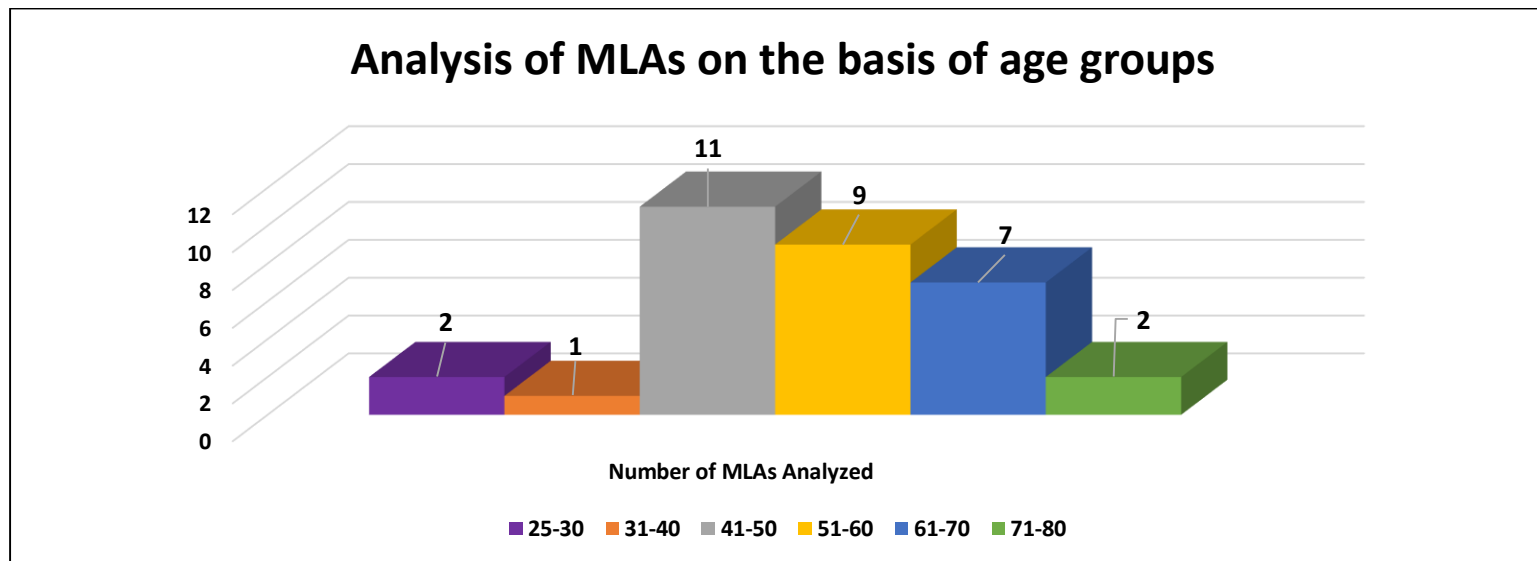



Figure: Analysis of MLAs on the basis of age groups

Age Group (In Years)	Number of MLAs Analyzed
25-30	2
31-40	1
41-50	11
51-60	9
61-70	7
71-80	2
Total	32

Table: Analysis of MLAs on the basis of age group

Data in this Kit is presented in good faith, with an intention to inform voters. MLAs' affidavits obtained from the ECI website (www.eci.nic.in) with nomination papers is the source of this analysis.
Website:-www.adrindia.org, www.myneta.info

Overall Gender Report



Men	29
Women	3
Total	32

ASSETS DETAILS OF MLAs

S.No.	Name	District	Constituency	Party Name	Movable Assets (Rs)	Immovable Assets (Rs)	Total Assets (Rs)	PAN Given
1	Dilliram Thapa	EAST	UPPER BURTUK	SDF	80,19,661	66,76,73,413	67,56,93,074 67 Crore+	Y
2	Samdup Lepcha	NORTH	LACHEN MANGAN	Sikkim Krantikari Morcha	6,79,40,600	16,91,75,663	23,71,16,263 23 Crore+	Y
3	Gay Tshering Dhungel	EAST	UPPER TADONG	SDF	2,14,67,800	17,83,23,272	19,97,91,072 19 Crore+	Y
4	Karma Sonam Lepcha	WEST	RINCHENPONG	SDF	15,69,940	16,20,60,000	16,36,29,940 16 Crore+	Y
5	Pawan Chamling	SOUTH	POKLOK-KAMRANG	SDF	3,04,01,183	10,51,59,479	13,55,60,662 13 Crore+	Y
6	Pawan Chamling	SOUTH	NAMCHI-SINGHITHANG	SDF	3,04,01,183	10,51,59,479	13,55,60,662 13 Crore+	Y
7	Ugen T. Gyatso Bhutia	SOUTH	TUMEN-LINGI	SDF	3,62,38,476	9,32,21,701	12,94,60,177 12 Crore+	Y
8	Dorjee Tshering Lepcha	EAST	MARTAM-RUMTEK	SDF	5,54,77,275	6,69,85,820	12,24,63,095 12 Crore+	Y
9	Dorjee Tshering Lepcha	EAST	GNATHANG-MACHONG	SDF	5,54,77,275	6,69,85,820	12,24,63,095 12 Crore+	Y
10	Arun Kumar Upreti	EAST	ARITHANG	Sikkim Krantikari Morcha	90,05,818	10,52,28,632	11,42,34,450 11 Crore+	Y
11	Bishnu Kr Sharma	EAST	RHENOCK	Sikkim Krantikari Morcha	1,16,55,396	8,11,93,114	9,28,48,510 9 Crore+	Y
12	Mani Kumar Sharma	EAST	KHAMDONG-SINGTAM	Sikkim Krantikari Morcha	1,95,69,827	7,28,88,242	9,24,58,069 9 Crore+	Y
13	Bedu Singh Panth	SOUTH	TIMI-NAMPHING	Sikkim Krantikari Morcha	48,94,785	8,32,46,680	8,81,41,465 8 Crore+	Y
14	Karma Loday Bhutia	NORTH	KABI LUNGCHUK	Sikkim Krantikari Morcha	91,98,254	7,75,32,153	8,67,30,407 8 Crore+	Y
15	Krishna Bahadur Rai	EAST	CHUJACHEN	SDF	43,67,645	7,14,50,000	7,58,17,645 7 Crore+	Y
16	Narendra Kumar Subba	WEST	MANEYBUNG-DENTAM	SDF	1,11,79,484	5,00,22,000	6,12,01,484 6 Crore+	Y

Data in this Kit is presented in good faith, with an intention to inform voters. MLAs' affidavits obtained from the ECI website (www.eci.nic.in) with nomination papers is the source of this analysis.
 Website:-www.adrindia.org, www.myneta.info

S.No.	Name	District	Constituency	Party Name	Movable Assets (Rs)	Immovable Assets (Rs)	Total Assets (Rs)	PAN Given
17	Sanjeet Kharel	SOUTH	NAMTHANG-RATEYPANI	Sikkim Krantikari Morcha	1,37,73,663	2,69,90,220	4,07,63,883 4 Crore+	Y
18	Tashi Thendup Bhutia	SOUTH	BARFUNG	SDF	38,24,130	2,73,65,376	3,11,89,506 3 Crore+	Y
19	Pintso Namgyal Lepcha	NORTH	DJONGU	SDF	33,76,833	2,44,59,232	2,78,36,065 2 Crore+	Y
20	Lok Nath Sharma	WEST	GYALSING-BERNYAK	Sikkim Krantikari Morcha	18,01,035	1,91,79,378	2,09,80,413 2 Crore+	Y
21	Sangay Lepcha	WEST	YOKSAM-TASHIDING	Sikkim Krantikari Morcha	16,12,249	1,76,43,359	1,92,55,608 1 Crore+	Y
22	Farwanti Tamang	SOUTH	MELLI	SDF	56,28,851	1,30,00,000	1,86,28,851 1 Crore+	Y
23	Mingma Norbu Sherpa	WEST	DARAMDIN	Sikkim Krantikari Morcha	14,70,645	1,52,65,316	1,67,35,961 1 Crore+	Y
24	Sonam Lama	SANGHA	SANGHA	Sikkim Krantikari Morcha	49,22,974	77,79,627	1,27,02,601 1 Crore+	Y
25	Sunita Gajmer	WEST	SALGHARI-ZOOM	Sikkim Krantikari Morcha	8,06,652	74,25,787	82,32,439 82 Lacs+	Y
26	Lall Bahadur Das	EAST	WEST PENDAM	Sikkim Krantikari Morcha	3,00,325	61,41,242	64,41,567 64 Lacs+	Y
27	Kunga Nima Lepcha	EAST	GANGTOK	Sikkim Krantikari Morcha	9,58,810	53,38,987	62,97,797 62 Lacs+	Y
28	Kunga Nima Lepcha	EAST	SHYARI	Sikkim Krantikari Morcha	9,58,810	53,38,987	62,97,797 62 Lacs+	Y
29	Em Prasad Sharma	EAST	NAMCHEYBUNG	SDF	9,35,434	32,80,000	42,15,434 42 Lacs+	Y
30	Bhim Hang Limboo	WEST	YANGTHANG	Sikkim Krantikari Morcha	8,92,263	30,73,612	39,65,875 39 Lacs+	Y
31	Raj Kumari Thapa	SOUTH	RANGANG-YANGANG	SDF	22,10,890	15,00,000	37,10,890 37 Lacs+	Y
32	Aditya Golay Tamang	WEST	SOREONG-CHAKUNG	Sikkim Krantikari Morcha	14,33,713	0	14,33,713 14 Lacs+	Y

Table: Assets details of newly elected MLAs

Data in this Kit is presented in good faith, with an intention to inform voters. MLAs' affidavits obtained from the ECI website (www.eci.nic.in) with nomination papers is the source of this analysis.
 Website:-www.adrindia.org, www.myneta.info

ASSETS COMPARISON FOR RE-ELECTED MLAs (SORT BY ASSETS INCREASE/DECREASE IN RUPEES)

S.No.	Name	Source of Income (Self)	Source of Income (Spouse)	Party in Sikkim 2019	Party in Sikkim 2014	Constituency in Sikkim 2019	Constituency in Sikkim 2014	Assets in Sikkim 2019 (Rs.)	Assets in Sikkim 2014 (Rs.)	Asset Increase/decrease(Rs.)	% Increase/decrease in Asset
1.	Dorjee Tshering Lepcha	Income From Salary, House Property, Agriculture Income, Capital Gain Received & Income from Other Sources	Income From Salary, Pension, House Property, Agriculture Income & Income from Other Sources	SDF	SDF	MARTAM-RUMTEK	GNATHANG-MACHONG	12,24,63,095 12 Crore+	7,07,16,312 7 Crore+	5,17,46,783 5 Crore+	73%
2.	Pawan Chamling	Salary/ Allowances and Interests earned from banks	Spouse-1:NIL, Spouse-2:Earnings from Horticulture,Agriculture and Livestock Produce	SDF	SDF	NAMCHI-SINGHITHANG	NAMCHI-SINGHITHANG	13,55,60,662 13 Crore+	10,70,25,466 10 Crore+	2,85,35,196 2 Crore+	27%
3.	Pawan Chamling	Salary/Allowances and interest earned from deposit in Banks	Spouse 1-Dhan Maya Chamling-NIL; Spouse 2-Tika Maya Chamling-Earnings from Agriculture, Horticulture and Livestock Produce	SDF	SDF	POKLOK-KAMRANG	RANGANG-YANGANG	13,55,60,662 13 Crore+	10,70,25,486 10 Crore+	2,85,35,176 2 Crore+	27%
4.	Narendra Kumar Subba	Agriculture & Salary	Business	SDF	SDF	MANEBUNG-DENTAM	MANEBUNG-DENTAM	6,12,01,484 6 Crore+	4,07,83,724 4 Crore+	2,04,17,760 2 Crore+	50%
5.	Sonam Lama	Salary	Salary	Sikkim Krantikari Morcha	SKM	SANGHA	SANGHA	1,27,02,601 1 Crore+	16,04,159 16 Lacs+	1,10,98,442 1 Crore+	692%
6.	Dilliram Thapa	Income from the Law Practise	Salary	SDF	Sikkim Democratic Front	UPPER BURTUK	UPPER BURTUK : BYE-ELECTION ON 09-04-2017	67,56,93,074 67 Crore+	66,86,86,667 66 Crore+	70,06,407 70 Lacs+	1%
7.	Kunga Nima Lepcha	Salary & Pension	NA	Sikkim Krantikari Morcha	SKM	SHYARI	SHYARI	62,97,797 62 Lacs+	53,55,848 53 Lacs+	9,41,949 9 Lacs+	18%

Data in this Kit is presented in good faith, with an intention to inform voters. MLAs' affidavits obtained from the ECI website (www.eci.nic.in) with nomination papers is the source of this analysis.
Website:-www.adrindia.org, www.myneta.info

S.No.	Name	Source of Income (Self)	Source of Income (Spouse)	Party in Sikkim 2019	Party in Sikkim 2014	Constituency in Sikkim 2019	Constituency in Sikkim 2014	Assets in Sikkim 2019 (Rs.)	Assets in Sikkim 2014 (Rs.)	Asset Increase/decrease (Rs.)	% Increase/decrease in Asset
8.	Ugen T. Gyatso Bhutia	Salary from Government of Sikkim and Other Income from Agricultural Land	Salary and Income from Investments	SDF	SDF	TUMEN-LINGI	TUMEN-LINGI	12,94,60,177 12 Crore+	13,74,16,459 13 Crore+	-79,56,282	-6%
9.	Karma Sonam Lepcha	Agricultural, Livestock produce	Agricultural, Livestock produce	SDF	SDF	RINCHENPONG	RINCHENPONG	16,36,29,940 16 Crore+	20,31,40,382 20 Crore+	-3,95,10,442	-19%

Table: Assets comparison for re-elected MLAs (Sort by assets increase/decrease in Rupees)

How information is disseminated?




www.myneta.info

Provides full information of criminal cases, asset, liability and education details declared by candidates in the self sworn affidavits filed by them prior to contesting Lok Sabha and State Assembly elections.

www.adrindia.org

Provides detailed analytical reports of Lok Sabha, state assembly, local body elections and financial reports of political parties.



Get information by SMS the users have to send
MYNETA <PINCODE> or <CONSTITUENCY>
to 56070 or 9246556070



1800-110-440

Mon to Fri : 10 am to 6 pm



Twitter: www.twitter.com/adrspeaks

Facebook page: www.facebook.com/adr.new
www.facebook.com/myneta.info

You Tube: www.youtube.com/adrspeaks



Myneta:
The Criminal, Financial, Educational and other background information self declared by candidates in their affidavits during elections is now available on your mobile phones.

Election Watch Reporter :
This app enables citizens with a tool to capture violation of election related laws and the code of conduct.

Both the applications are available on Google Play Store.



Data in this Kit is presented in good faith, with an intention to inform voters. MLAs' affidavits obtained from the ECI website (www.eci.nic.in) with nomination papers is the source of this analysis.
Website:-www.adrindia.org, www.myneta.info

Contact Details

National Election Watch/Association for Democratic Reforms

Media and Journalist Helpline +91 80103 94248 Email: adr@adrindia.org	Mr. Biswendu Bhattacharjee +91-94361-25214 biswendu.tripura@gmail.com	Maj.Gen. Anil Verma (Retd) Head National Election Watch, Association for Democratic Reforms 011 4165 4200, +91 88264 79910 adr@adrindia.org , anilverma@adrindia.org	Prof Jagdeep Chhokar IIM Ahmedabad (Retd.) Founder Member, National Election Watch, Association for Democratic Reforms +91 99996 20944 jchhokar@gmail.com	Prof Trilochan Sastry IIM Bangalore Founder Member, National Election Watch, Association for Democratic Reforms +91 94483 53285 trilochans@iimb.ac.in
--	--	---	--	---

DISCLAIMER

All information in this report has been taken from the website of Election Commission of India (<http://affidavitarhive.nic.in/>). **ADR does not add or subtract any information, unless the EC changes the data. In particular, no unverified information from any other source is used.** While all efforts have been made to ensure that the information is in keeping with what is available in the ECI website, in case of discrepancy between information in this report and that given in the ECI website, the information available ECI website should be treated as correct. Association for Democratic Reforms, Sikkim Election Watch and their volunteers are not responsible or liable for any damage arising directly or indirectly from the publication of this report.