

# ANALYSIS OF CONTRIBUTION REPORTS OF ELECTORAL TRUSTS – FY 2024-25

A Report by  
Association for Democratic Reforms

Association for Democratic Reforms,  
Plot No. E-5, 4<sup>th</sup> Floor, Lane-1,  
Westend Marg, Saidulajab,  
(Behind Saket Metro Gate No. 2)  
New Delhi - 110030  
Email: [adr@adrindia.org](mailto:adr@adrindia.org); Phone: 011-4165 4200

## Table of Contents

Analysis of Contribution Reports of Electoral Trusts for FY 2024-25 .....	3
Introduction .....	3
Executive Summary .....	3
Observations of ADR.....	10
Recommendations of ADR.....	10
Detailed Analysis.....	11
1. Rules governing registration and functioning of Electoral Trusts .....	11
2. Renewal of approval of Electoral Trusts.....	11
3. Donations received by registered Electoral Trusts between FY 2013-14 and 2024-25 .....	11
4. Details of donations received by Electoral Trusts, FY 2024-25 .....	13
5. State-wise contributions received by Electoral Trusts .....	14
6. Contributions made by Corporates and Individuals.....	16
7. Sector-wise categorization of contributions made by donors to Electoral Trusts during the FY 2024-25.....	19
8. Donations made by the Electoral Trusts to Political Parties – FY 2024-25.....	21
9. Month-wise Donations Received by Electoral Trusts for FY 2024–25.....	22
Disclaimer .....	24
Contact Details.....	24

## Analysis of Contribution Reports of Electoral Trusts for FY 2024-25

### Introduction

The Election Commission of India (ECI) had circulated **Guidelines for submission of contribution reports of Electoral Trusts** in Letter No. 56/Electoral Trust/2014/PPEMS on the **6<sup>th</sup> June, 2014** wherein **instructions** were issued **to all the Electoral Trusts formed after January, '13** (and approved by the CBDT), to submit **an annual contribution report** containing details of contributions **received by** the Electoral Trusts and **disbursed by** them to political parties **in the interest of transparency**.

These guidelines were issued to 7 Electoral Trusts **formed after January, 2013**, which included **Satya Electoral Trust, Pratinidhi Electoral Trust, People's Electoral Trust, Progressive Electoral Trust, Janhit Electoral Trust, Bajaj Electoral Trust** and **Janpragati Electoral Trust**. These guidelines are being sent by the ECI to all electoral trusts formed since then.

**15 out of the 20 Electoral Trusts**, registered with the CBDT, submitted their contribution details for FY 2024-25 to the ECI of which **only 10** declared to have received any donations during that year. The following report of ADR analyses the **details of donors of 10 Electoral Trusts formed after January, 2013 and the contributions made by the Trusts to political parties during FY 2024-25**. For ADR's analysis of the annual reports of the Electoral Trusts since FY 2013-24, please refer [here](#).

### Executive Summary

#### 1. Renewal of approval of Electoral Trusts

According to Clause 5 (o) of the Electoral Trusts Scheme, 2013, the approval given to a registered Electoral Trust "*shall be valid for the assessment year relevant to the financial year in which such application has been made and for a further period, **not exceeding three assessment years**, as may be specified in such approval*" (emphasis added).

**15 Electoral Trusts** submitted applications for their **renewal** to the CBDT. Details of dates of renewal available in the **detailed report**.

#### 2. Status of contributions report received by ECI from registered Electoral Trusts, FY 2013-14 to 2024-25

- a. Out of the 20 registered electoral trusts, **6 trusts** have been submitting copies of their contributions reports to the Election Commission, **consistently**, since their registration.
- b. **Satya/Prudent Electoral Trust** is the only trust to submit its annual report **for all 12 years**, FY 2013-14 to 2024-25, declaring contributions received each year.

- c. There are **2** registered electoral trusts that have either declared **not receiving any contributions** or **whose contribution reports have not been available on the ECI website, at all**, since their registration. Refer to **Detailed Report** for complete list of electoral trusts and their status of submission of contribution reports.

### 3. Details of the donations received by Electoral Trusts, FY 2024-25

Out of 20 electoral trusts, only 15 trusts submitted their contribution reports. Among these, only 10 trusts declared receiving contributions from various corporate houses and individuals

**Contributions received and disbursed by Electoral Trusts during FY 2024-25 (in Rs Cr)**

Electoral Trust	Total contributions received	Total contributions paid/disbursed
Prudent Electoral Trust	2,668.4917	2,668.4647
Progressive Electoral Trust	915.00	914.97
New Democratic Electoral Trust	160.00	160.00
Harmony Electoral Trust	35.55	35.65
Triumph Electoral Trust	25.00	25.00
Bhartiya Bhumi Electoral Trust	15.00	15.00
Samaj Electoral Trust Association	6.00	6.00
Janpragati Electoral Trust	1.02	1.00
Jankalyan Electoral Trust	0.20	0.19
Einzigartig Electoral Trust	0.08	0.0775
Small Donations Electoral Trust	0.00	0.00
Paribartan Electoral Trust	0.00	0.00
Jaybharath Electoral Trust	0.00	0.00
Janhit Electoral Trust	0.00	0.00
Jaihind Electoral Trust	0.00	0.00
	<b>Total contributions received</b>	<b>Total contributions paid/disbursed</b>

### 4. Contributions received and disbursed by Electoral Trusts during FY 2024-25

- a) According to the rules formulated by the Central Government, electoral trusts are required to distribute at least 95% of the total contributions received during the financial year along with the surplus brought forward from earlier financial year to the eligible political parties, before 31st March of the said financial year.
- b) **10 electoral trusts** which have declared receiving contributions during FY 2024-25, have received a **total amount of Rs 3826.3417 cr** from corporates and individuals and distributed **Rs 3826.3522 cr** to various **political parties**.

**Total Contributions received and disbursed by Electoral Trusts during FY 2024-25 (in Rs Cr)**



**5. Contributions made by Corporates and Individuals to Electoral Trusts, FY 2024-25**

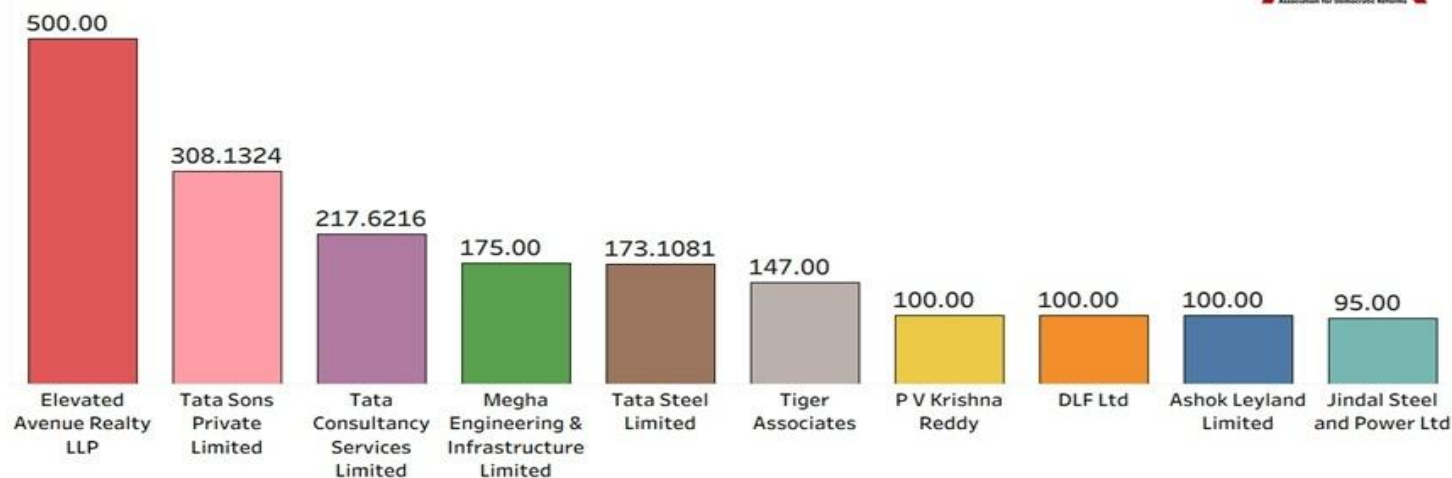
- a) **228 Corporate/Business Houses** have contributed **Rs 3636.819 cr** to Electoral Trusts in FY 2024-25. **184 Corporate/Business Houses** contributed **Rs 2479.049 cr** to **Prudent Electoral Trust**, **15 companies** contributed **Rs 915 cr** to **Progressive Electoral Trust**, **9 companies** contributed **Rs 160 cr** to **New Democratic Electoral Trust**, **7 companies** contributed **Rs 35.55 cr** to **Harmony Electoral Trust**, **3 companies** contributed **Rs 25 cr** to **Triumph Electoral Trust**, **3 companies** contributed **Rs 15 cr** to **Bhartiya Bhumi Electoral Trust**, **5 companies** contributed **Rs 6 cr** to **Samaj Electoral Trust**, **1 company** contributed **Rs 1.02 cr** to **Janpragati Electoral Trust** and **1 company** contributed **Rs 20 lakhs** to **Jankalyan Electoral Trust**.
- b) **99 Individual/Proprietor** have contributed to Electoral Trusts in FY 2024-25. **96 individuals** contributed **Rs 187.5427 cr** to **Prudent Electoral Trust** and **3 individuals** contributed **Rs 8 lakhs** to **Einzigartig Electoral Trust**.

Contributions made by Corporates and Individuals to Electoral Trusts, FY 2024-25 (In Rs Cr)								
Electoral Trust	Corporate/Business Houses		Individual		Others		Total No. of donations	Total Contributions (in Rs cr)
	No. of donations	Amount	No. of donations	Amount	No. of donations	Amount		
Prudent E.T.	184	2479.049	96	187.5427	5	1.90	<b>285</b>	<b>Rs 2668.4917 cr</b>
Progressive E.T.	15	915.00	0	0	0	0	<b>15</b>	<b>Rs 915.00 cr</b>
New Democratic E.T.	9	160.00	0	0	0	0	<b>9</b>	<b>Rs 160 00 cr</b>
Harmony E.T.	7	35.55	0	0	0	0	<b>7</b>	<b>Rs 35.55 cr</b>

Contributions made by Corporates and Individuals to Electoral Trusts, FY 2024-25 (In Rs Cr)								
Electoral Trust	Corporate/Business Houses		Individual		Others		Total No. of donations	Total Contributions (in Rs cr)
	No. of donations	Amount	No. of donations	Amount	No. of donations	Amount		
Triumph E.T.	3	25.00	0	0	0	0	3	Rs 25.00 cr
Bhartiya Bhumi E.T.	3	15.00	0	0	0	0	3	Rs 15 00 cr
Samaj E.T.	5	6.00	0	0	0	0	5	Rs 6.00 cr
Janpragati E.T.	1	1.02	0	0	0	0	1	Rs 1.02 cr
Jankalyan E.T.	1	0.20	0	0	0	0	1	Rs 0.20 cr
Einzigartig E.T.	0	0	3	0.08	0	0	3	Rs 0.08 cr
<b>Grand Total</b>	<b>228 donations</b>	<b>Rs 3636.819 cr</b>	<b>99 donations</b>	<b>Rs 187.6227 cr</b>	<b>5 donations</b>	<b>Rs 1.90 cr</b>	<b>332 donations</b>	<b>Rs 3826.3417 cr</b>

- c) **Elevated Avenue Realty LLP** contributed the highest amount of **Rs 500 cr** among all donors to electoral trusts, followed by **Tata Sons Private Limited** with **Rs 308.1324 cr**, **Tata Consultancy Services Limited** with **Rs 217.6216 cr**, and **Megha Engineering & Infrastructure Limited**, which contributed **Rs 175 cr** to various trusts.
- d) **Top 10 donors** have donated **Rs 1915.8621 cr** to electoral trusts, which forms **50.07%** of the total donations received by the trusts during FY 2024-25. All these 10 donors contributed to Prudent and Progressive Electoral Trusts.

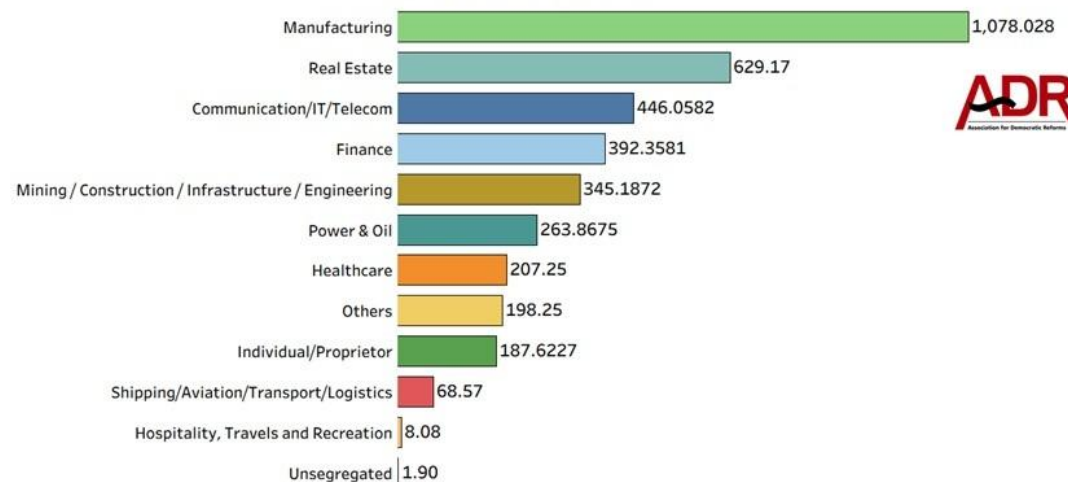
**Top 10 donors to Electoral Trusts, FY 2024-25 (in Rs Cr)**



## 6. Sector-wise categorization of contributions made by donors to Electoral Trusts during the FY- 2024–25

- Manufacturing** sector dominated contributions to Electoral Trusts in FY 2024–25, accounting for **Rs 1,078.028 cr**, which constituted **28.17%** of the total donations.
- Real Estate** (Rs 629.17 cr; 16.44%) and **Communication/IT/Telecom** (Rs 446.0582 cr; 11.66%) emerged as the second and third largest contributions, respectively.
- Finance** (Rs 392.3581 cr; 10.25%), **Mining/Construction/Infrastructure/Engineering** (Rs 345.1872 cr; 9.02%), and **Power & Oil** (Rs 263.8675 cr; 6.90%) together formed a substantial share of overall contributions.

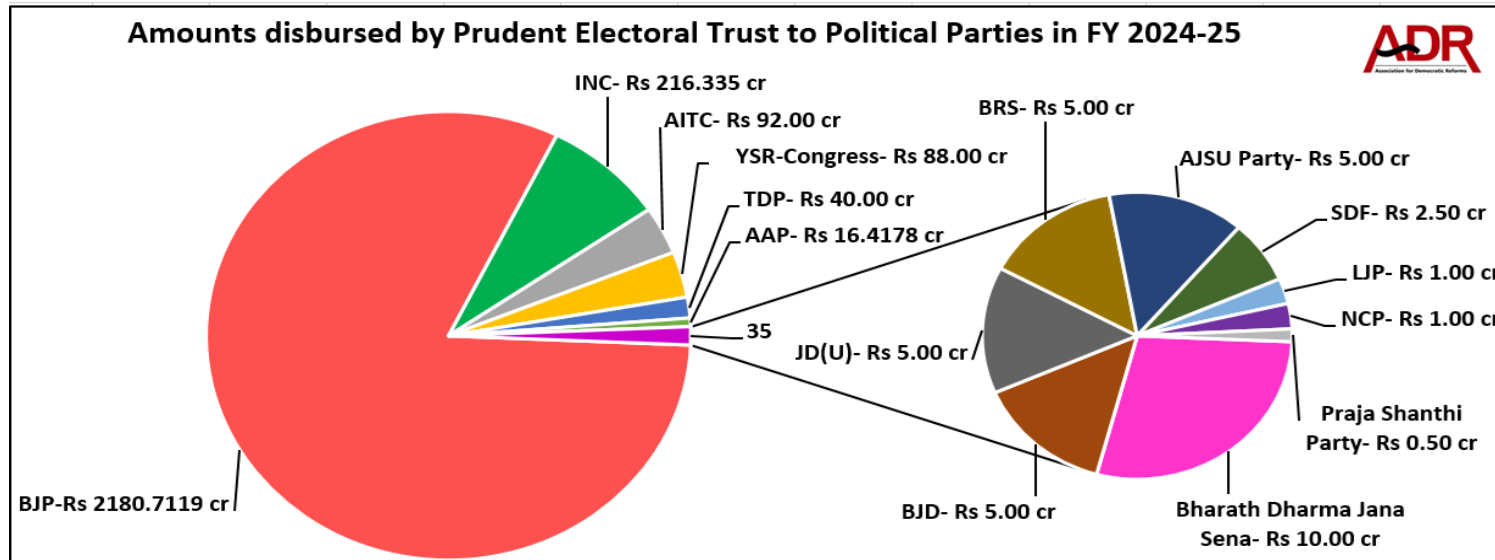
**Sector-wise categorization of contributions made by donors to Electoral Trusts during the Financial Year 2024-25 (in Rs Cr)**



## 7. Donations made by Electoral Trusts to Political Parties, FY 2024-25

- Prudent Electoral Trust** donated **Rs 2180.7119 cr** to **BJP**, in contrast to **Rs 723.785 cr** contributed in **FY 2023-24**, while **Progressive E.T.** donated **Rs 757.6205 cr** of its total income to **BJP** in FY 2024-25.
- Prudent E.T.** donated **Rs 216.335 cr** to **INC**.
- Prudent Electoral Trust** donated to **15 political parties**, including all parties like **BJP, INC, AITC, YSR-Congress, TDP, JD(U), AAP, BJD, BRS, Bharath Dharma Jana Sena, AJSU PARTY, SDF, LJP, NCP** and **Praja Shanthi Party**.
- BJP** received **Rs 3157.6549 cr** accounting for **82.52%** of the total donations received by all political parties from electoral trusts, while the **INC** received **Rs 298.7795 cr**, representing **7.81%** of the total donations.

- e. **AITC** received **Rs 102 cr** or **2.67%** of the total donations received by all parties from all **10 Electoral Trusts**.
- f. **19 other political parties** collectively received a total of **Rs 267.9178 cr** from all **10 electoral trusts**.



### Donations made by Other Nine Electoral Trusts to Political Parties, FY 2024-25 (in Rs Cr)

Electoral Trust	Party	Amount (Rs Cr)
Progressive E.T.	BJP	757.6205
	INC	77.3495
	YSR-Congress	10.00
	JD(U)	10.00
	AITC	10.00
	Other Parties (BJD, BRS, DMK, LJP(Ram Vilas) and Shivsena)	50.00
New Democratic E.T.	BJP	150.00
	INC	5.00
	Shivsena(UBT)	5.00
Harmony E.T.	BJP	30.15
	Shivsena(UBT)	3.00
	NCP(Sharadchandra Pawar)	2.00
	Maharashtra Swarajya Party	0.50
Triumph E.T.	BJP	21.00
	TDP	4.00
Bhartiya Bhumi E.T.	BJP	15.00
Samaj E.T.	BJP	3.00
	JD(U)	2.00
	J&KNC	1.00
Janpragati E.T.	Shivsena(UBT)	1.00
Jankalyan E.T.	BJP	0.095
	INC	0.095
Einzigartig E.T.	BJP	0.0775

### 8. Month-wise Donations Received by Electoral Trusts for FY 2024–25

- The highest donations were received in **April 2024** (Rs 1,217.0821 cr) and **October 2024** (Rs 1,021.525 cr), making these the peak contribution months.
- Moderate contribution levels were seen in **May 2024 (Rs 934.3919 cr)**, while most other months recorded relatively low inflows.
- Progressive Electoral Trust (Rs 915 cr)** was active mainly in **October 2024**, while other trusts recorded only sporadic and comparatively small monthly inflows.

**Month-wise Donations Received by Electoral Trusts for FY 2024-25 (in Rs Cr)**



## Observations of ADR

1. **5(33.33%)** of the **15 Electoral Trusts** that submitted their annual reports for FY 2024-25 declared that they received nil contributions in that year. Between FY 2013-14 and 2024-25, **2 Electoral Trusts** have declared that they have **not received any donations since the year of their registration** or whose reports are not available in public domain while **one** Electoral Trust has declared receiving contributions only once since registered. This raises a question on the continuation of registration of such electoral trusts that fail to fulfill their primary objective of distributing contributions received by them to the political parties concerned.
2. The contribution reports for FY 2024-25 of **5** out of **20** registered electoral trusts are not available on the website of the ECI, even after three months since the deadline. These include **Swadeshi Electoral Trust, AB General Electoral Trust, PD General Electoral Trust, Janta Nirvachak Electoral Trust** and **Independent Electoral Trust**.
3. During FY 2024–25, Harmony Electoral Trust, which was approved by the **CBDT on January 20, 2023** for the period **A.Y. 2023–24 to A.Y. 2025–26**, does not appear in the Election Commission of India’s updated list of approved electoral trusts **uploaded on 02-07-2024**. Further, Harmony Electoral Trust received total contributions of **Rs 35.55 cr** from all sources, which is permissible under Rule 17CA of the Income Tax Rules, 1962. However, the Trust paid/disbursed a total of **Rs 35.65 cr** to political parties, which is **Rs 10 lakh** more than the total contributions received.

## Recommendations of ADR

1. **Clause 8(1)** of the Electoral Trust Scheme, while explaining the process for **withdrawal of approval** states that “The CBDT may withdraw the approval granted under this Scheme if it is satisfied that the electoral trust has **ceased its activities** or its activities are not genuine or are not carried out in accordance with all or any of the conditions laid down under the Scheme. Thus, the approval of the **JaiHind Electoral Trust**, which has **never received any contribution since its registration**, should be withdrawn.
2. The **names of electoral trusts**, currently, **do not indicate the name of the company/group of companies which set up the trusts**. In order to have greater transparency regarding details of corporates which fund political parties, it would be ideal to include the name of the parent company in the name of the electoral trust.
3. Those electoral trusts, which have not responded to and complied with the guidelines circulated by the ECI should be heavily penalized as indicated in the notification issued by the ECI to the Trusts.
4. All corporates should make details of their political contributions along with names of political parties contributed to available in public domain through their websites (in annual reports or in a dedicated page) for increasing transparency in political financing.

## Detailed Analysis

### 1. Rules governing registration and functioning of Electoral Trusts

The **Central Government** amended the Income Tax Rules, 1962 on the 31<sup>st</sup> January, 2013 to **insert Rule 17CA** which **lists the functions of electoral trusts** approved by the Central Bureau of Direct Taxes (**CBDT**). The Central Government, also launched '**The Electoral Trusts Scheme, 2013**' which specified the **eligibility and procedure for registration** as an electoral trust apart from laying down the format for their registration. The **amendment and the scheme were introduced for the registration of electoral trusts whose sole purpose was to fund registered political parties in a transparent manner**. The notification can be accessed [here](#). **ADR's analysis of the donations report of the electoral trusts, please refer [here](#).**

### 2. Renewal of approval of Electoral Trusts

The Electoral Trusts Scheme, 2013 specifies the procedure for **approval** of electoral trusts for registration and its **withdrawal** apart from providing details of **renewal of approval of registered electoral trusts**. According to Clause 5 (o) of the said Scheme, the approval given to a registered Electoral Trust "*shall be valid for the assessment year relevant to the financial year in which such application has been made and for a further period, **not exceeding three assessment years**, as may be specified in such approval*" (emphasis added).

Thus, for renewal, all registered electoral trusts are **mandated** to provide the **same documentation** as submitted at the time of initial approval of the trust. The Scheme specifies that "*...such renewal of approval may be granted after examining the application in the **same manner** as laid out for approval in this Scheme*" (emphasis added).

**15 electoral trusts** submitted applications for **renewal** of the trusts to the CBDT. Details of dates of renewal available in the table below. Three electoral trusts submitted applications for fresh approval of the trusts to the CBDT.

### 3. Donations received by registered Electoral Trusts between FY 2013-14 and 2024-25

- Out of the **20** registered electoral trusts, **6 trusts** have been submitting copies of their contributions reports to the Election Commission, **consistently**, since their registration.
- **Satya/Prudent Electoral Trust** is the only trust to submit its annual report **for all 12 years**, FY 2013-14 to 2024-25, declaring contributions received each year.
- There are **2** registered electoral trusts (Jaihind and PD General electoral trusts) who either have declared **not receiving any contributions** or **whose reports are not available in public domain**, since the time of their registration.

Status of contributions report received by ECI from registered Electoral Trusts between FY 2020-21 and 2024-25 (last five years)									
S.No.	Name	State of Registration	Date of Approval by CBDT	Date of Renewal (if applicable)	FY 2020-21	FY 2021-22	FY 2022-23	FY 2023-24	FY 2024-25
1	Satya/Prudent Electoral Trust ( <b>renewal</b> )	New Delhi	19.12.2013	10-06-2022	Submitted	Submitted	Submitted	Submitted	Submitted
2	Samaj Electoral Trust Association ( <b>renewal</b> )	Kolkata, West Bengal	31.10.2014	17-07-2023	Submitted	Submitted	Submitted	Submitted – Nil	Submitted
3	Triumph Electoral Trust ( <b>renewal</b> )	Chennai, Tamil Nadu	31.10.2014	7.06.2023	Submitted - Nil	Submitted	Submitted	Submitted	Submitted
4	Janta Nirvachak Electoral Trust	Mumbai, Maharashtra	30-01-2015	17.07.2017	Submitted – Nil	Submitted – Nil	Submitted – Nil	Not Available on ECI website	Not Available on ECI website
5	Paribartan Electoral Trust ( <b>renewal</b> )	Kolkata, West Bengal	28.05.2014	29.09.2023	Submitted - Nil	Submitted – Nil	Submitted	Submitted	Submitted – Nil
6	New Democratic Electoral Trust ( <b>renewal</b> )	Mumbai, Maharashtra	29.12.2016	28-04-2022	Submitted – Nil	Submitted – Nil	Submitted – Nil	Submitted – Nil	Submitted
7	Progressive Electoral Trust ( <b>renewal</b> )	Mumbai, Maharashtra	04.04.2014	20.10.2023	Submitted – Nil	Submitted – Nil	Submitted – Nil	Submitted – Nil	Submitted
8	Janpragati Electoral Trust ( <b>renewal</b> )	New Delhi	21.04.2014	18.09.2024	Submitted	Submitted – Nil	Not Available on ECI website	Submitted – Nil	Submitted
9	Janhit Electoral Trust	Thoothukudi, Tamil Nadu	04.04.2014	18-12-2019	Submitted – Nil	Submitted – Nil	Not Available on ECI website	Not Available on ECI website	Submitted – Nil
10	Swadeshi Electoral Trust ( <b>renewal</b> )	New Delhi	31.10.2014	27.12.2023	Submitted – Nil	Submitted – Nil	Submitted – Nil	Submitted	Not Available on ECI website
11	Jankalyan Electoral Trust ( <b>renewal</b> )	Mumbai, Maharashtra	18.09.2015	24-08-2022	Not Available on ECI website	Submitted - Nil	Submitted - Nil	Submitted - Nil	Submitted
12	Jaihind Electoral Trust ( <b>renewal</b> )	Mumbai, Maharashtra	28.11.2016	11.09.2023	Submitted – Nil	Submitted – Nil	Not Available on ECI website	Submitted – Nil	Submitted – Nil
13	Jaybharath Electoral Trust ( <b>renewal</b> )	Coimbatore, Tamilnadu	25.04.2016	11.09.2024	Submitted	Submitted - Nil	Submitted - Nil	Submitted	Submitted – Nil
14	AB General Electoral Trust ( <b>renewal</b> )	Mumbai, Maharashtra	06.12.2017	25.09.2024	Submitted - Nil	Submitted	Submitted - Nil	Submitted - Nil	Not Available on ECI website
15	Einzigartig Electoral Trust ( <b>renewal</b> )	Rajendra Place, New Delhi	16-11-2018	20.04.2021	Submitted	Submitted - Nil	Submitted	Submitted	Submitted
16	Harmony Electoral Trust ( <b>renewal</b> )	Jaipur, Rajasthan	31.12.2014	20.01.2023	Not Available on ECI website	Not Available on ECI website	Not Available on ECI website	Submitted - Nil	Submitted
17	Small Donations Electoral Trust ( <b>renewal</b> )	Jaipur, Rajasthan	30-10-2019	15-12-2022	Submitted	Submitted	Not Available on ECI website	Submitted - Nil	Submitted - Nil

Status of contributions report received by ECI from registered Electoral Trusts between FY 2020-21 and 2024-25 (last five years)									
S.No.	Name	State of Registration	Date of Approval by CBDT	Date of Renewal (if applicable)	FY 2020-21	FY 2021-22	FY 2022-23	FY 2023-24	FY 2024-25
18	Independent Electoral Trust (Fresh Approval)	Katra Ishwar Bhawan, Delhi	18.03.2021	-	Submitted	Submitted	Submitted - Nil	Not Available on ECI website	Not Available on ECI website
19	Bhartiya Bhumi Electoral Trust (Fresh Approval)	Kalkaji, New Delhi	01.09.2021	-	Not Available on ECI website	Submitted - Nil	Submitted - Nil	Submitted - Nil	Submitted
20	PD General Electoral Trust (Fresh Approval)	Jaipur, Rajasthan	24.07.2023	-				Submitted - Nil	Not Available on ECI website

#### 4. Details of donations received by Electoral Trusts, FY 2024-25

- Due date for submission of annual contribution reports to the ECI by the Electoral Trusts for FY 2024-25 was 31<sup>st</sup> October, 2025.
- Of the 20 trusts registered with the CBDT, the contribution reports of 5 trusts are not available on the website of the ECI for FY 2024-25 namely **Swadeshi E.T., AB General E.T., PD General E.T., Janta Nirvachak E.T. and Independent E.T.** Five others have declared receiving no donations in FY 2024-25.
- The **10 Electoral Trusts**, which have declared receiving contributions during FY 2024-25, have received a total amount of **Rs 3826.3417 cr** from corporates and individuals and distributed **Rs 3826.3522 cr** to various political parties.

Status of total contributions received and disbursed by Electoral Trusts for FY 2024-25						
S. No.	Electoral Trust	Date of submission	Total contributions received	Total contributions paid/disbursed	Remaining amount	No. of days by which delayed
1	Prudent Electoral Trust	08 December 2025	2668.4917	2668.4647	0.027	37 Days
2	Progressive Electoral Trust	27 October 2025	915.00	914.97	0.03	-
3	New Democratic Electoral Trust	31 July 2025	160.00	160.00	0	-
4	Harmony Electoral Trust	13 October 2025	35.55	35.65	-0.1	-
5	Triumph Electoral Trust	21 May 2025	25.00	25.00	0	-
6	Bhartiya Bhumi Electoral Trust	02 January 2026	15.00	15.00	0	62 Days
7	Samaj Electoral Trust Association	04 December 2025	6.00	6.00	0	33 Days
8	Janpragati Electoral Trust	06 October 2025	1.02	1.00	0.02	-
9	Jankalyan Electoral Trust	19 September 2025	0.20	0.19	0.01	-
10	Einzigartig Electoral Trust	22 September 2025	0.08	0.0775	0.0025	-
11	Jaybharath Electoral Trust	06 October 2025	0	0	0	-
12	Paribartan Electoral Trust	16 October 2025	0	0	0	-
13	Jaihind Electoral Trust	18 October 2025	0	0	0	-
14	Small Donations Electoral Trust	10 November 2025	0	0	0	9 Days

Status of total contributions received and disbursed by Electoral Trusts for FY 2024-25						
S. No.	Electoral Trust	Date of submission	Total contributions received	Total contributions paid/disbursed	Remaining amount	No. of days by which delayed
15	Janhit Electoral Trust	04 December 2025	0	0	0	33 Days
16	Swadeshi Electoral Trust	Not available on ECI website	-	-	-	103 Days
17	AB General Electoral Trust	Not available on ECI website	-	-	-	103 Days
18	PD General Electoral Trust	Not available on ECI website	-	-	-	103 Days
19	Janta Nirvachak Electoral Trust	Not available on ECI website	-	-	-	103 Days
20	Independent Electoral Trust	Not available on ECI website	-	-	-	103 Days
<b>Total</b>			<b>Rs 3826.3417 cr</b>	<b>Rs 3826.3522 cr</b>	<b>Rs -0.0105 cr</b>	

\*Harmony Electoral Trust received Rs 35.55 cr as total contributions during the year, but donated Rs 35.65 cr to political parties.

## 5. State-wise contributions received by Electoral Trusts

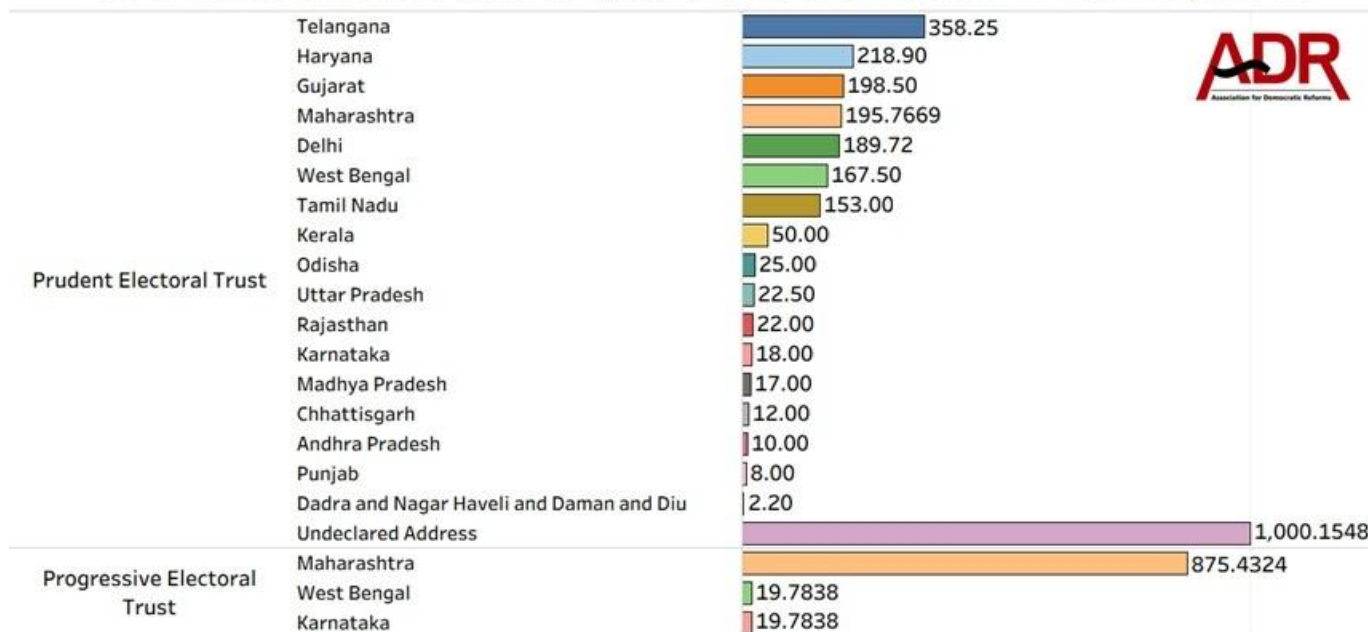
- **Maharashtra** emerged as the **largest contributor state**, from which electoral trusts received total donations amounting to **Rs 1,232.7293 cr**. The major share of this came through the **Progressive Electoral Trust (Rs 875.4324 cr)** and the **New Democratic Electoral Trust (Rs 160 cr)**.
- **Prudent Electoral Trust** received significant contributions primarily from **Telangana (Rs 358.25 cr)**, **Haryana (Rs 218.90 cr)**, and **Gujarat (Rs 198.50 cr)**.
- The contribution details of the trusts indicate that they also received notable donations from **West Bengal (Rs 192.8538 cr)**, **Delhi (Rs 189.92 cr)**, and **Tamil Nadu (Rs 153 cr)**.
- In the donation details declared by electoral trusts, **donors' addresses have not been disclosed** for contributions **Rs 1,060.7048 cr**, of which the largest share was received by the **Prudent Electoral Trust (Rs 1,000.1548 cr)**.

State-wise donations received by Electoral Trusts for FY 2024-25											
States	Prudent-E.T.	Progressive E.T.	New Democratic E.T.	Harmony E.T.	Triumph E.T.	Bhartiya Bhumi E.T.	Samaj E.T.	Janpragati E.T.	Jankalyan E.T.	Einzigartig E.T.	Total
Maharashtra	195.7669	875.4324	160.00	-	-	-	0.50	1.02	-	0.01	Rs 1232.7293
Telangana	358.25	-	-	-	-	-	-	-	-	-	Rs 358.25 cr
Haryana	218.90	-	-	-	-	-	-	-	-	-	Rs 218.90 cr
Gujarat	198.50	-	-	-	-	-	-	-	-	-	Rs 198.50 cr
West Bengal	167.50	19.7838	-	-	-	-	5.50	-	-	0.07	Rs 192.8538 cr
Delhi	189.72	-	-	-	-	-	-	-	0.20	-	Rs 189.92 cr
Tamil Nadu	153.00	-	-	-	-	-	-	-	-	-	Rs 153.00 cr
Kerala	50.00	-	-	-	-	-	-	-	-	-	Rs 50.00 cr
Karnataka	18.00	19.7838	-	-	-	-	-	-	-	-	Rs 37.7838 cr
Rajasthan	22.00	-	-	-	-	15.00	-	-	-	-	Rs 37.00 cr
Odisha	25.00	-	-	-	-	-	-	-	-	-	Rs 25.00 cr
Uttar Pradesh	22.50	-	-	-	-	-	-	-	-	-	Rs 22.50 cr
Madhya Pradesh	17.00	-	-	-	-	-	-	-	-	-	Rs 17.00 cr

State-wise donations received by Electoral Trusts for FY 2024-25

States	Prudent-E.T.	Progressive E.T.	New Democratic E.T.	Harmony E.T.	Triumph E.T.	Bhartiya Bhumi E.T.	Samaj E.T.	Janpragati E.T.	Jankalyan E.T.	Einzigartig E.T.	Total
Chhattisgarh	12.00	-	-	-	-	-	-	-	-	-	Rs 12.00 cr
Andhra Pradesh	10.00	-	-	-	-	-	-	-	-	-	Rs 10.00 cr
Punjab	8.00	-	-	-	-	-	-	-	-	-	Rs 8.00 cr
Dadra and Nagar Haveli and Daman and Diu	2.20	-	-	-	-	-	-	-	-	-	Rs 2.20 cr
<b>Undeclared Address</b>	<b>1000.1548</b>	<b>-</b>	<b>-</b>	<b>35.55</b>	<b>25.00</b>	<b>-</b>	<b>-</b>	<b>-</b>	<b>-</b>	<b>-</b>	Rs 1060.7048 cr
<b>Grand Total</b>	<b>Rs 2668.4917 cr</b>	<b>Rs 915.00 cr</b>	<b>Rs 160.00 cr</b>	<b>Rs 35.55 cr</b>	<b>Rs 25.00 cr</b>	<b>Rs 15.00 cr</b>	<b>Rs 6.00 cr</b>	<b>Rs 1.02 cr</b>	<b>Rs 0.20 cr</b>	<b>Rs 0.08 cr</b>	<b>Rs 3826.3417 cr</b>

State-wise contributions declared by top two Electoral Trusts for FY 2024-25 (in Rs Cr)

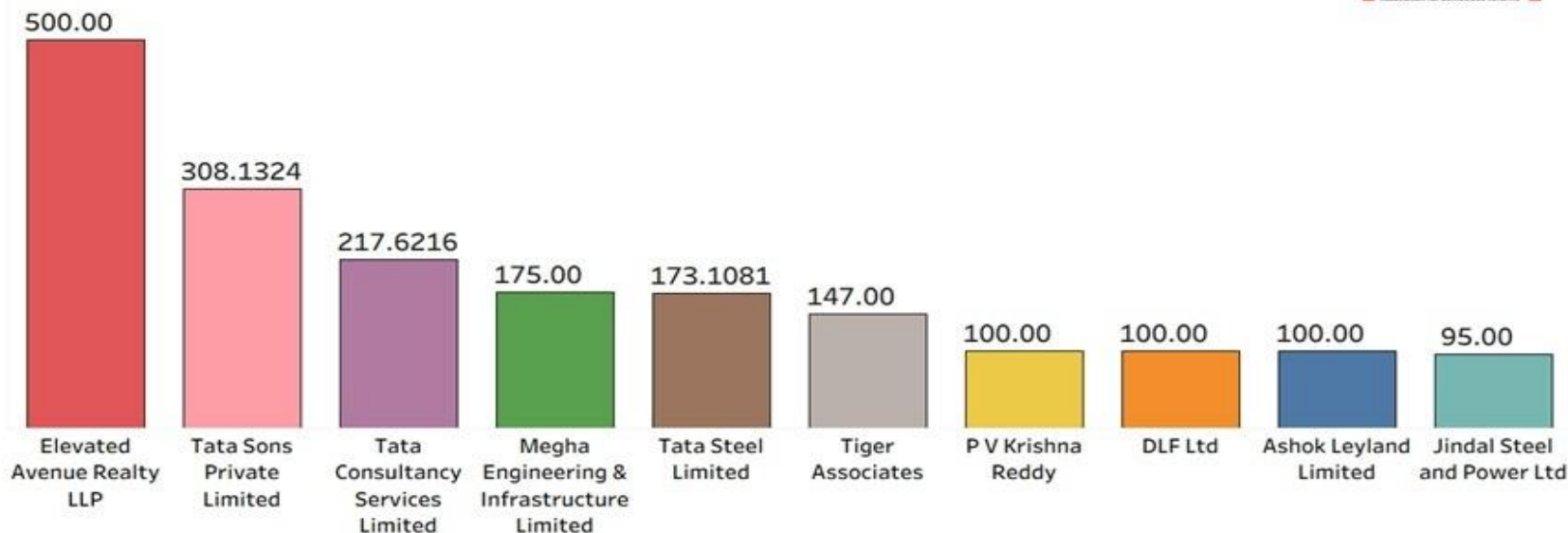


## 6. Contributions made by Corporates and Individuals

- In FY 2024–25, **Elevated Avenue Realty LLP** contributed the highest amount of **Rs 500 cr** among all donors to electoral trusts, followed by **Tata Sons Private Limited** with **Rs 308.1324 cr**, **Tata Consultancy Services Limited** with **Rs 217.6216 cr**, and **Megha Engineering & Infrastructure Limited**, which contributed **Rs 175 cr**.
- In FY 2023-24, **ArcelorMittal Nippon Steel India Ltd** and **DLF Ltd** contributed the highest amount each worth **Rs 100 cr** amongst all donors of the electoral trusts, followed by **Maatha Projects LLP** with **Rs 75 cr** and **CESC Ltd** and **Maruti Suzuki India Ltd.** which contributed **Rs 60 cr** each to various trusts.
- Only **99 individuals** have contributed to electoral trusts in FY 2024-25. **96 individuals** contributed **Rs 187.5427 cr** to **Prudent Electoral Trust** and **3 Individuals** gave **Rs 8 lakhs** to **Einzigartig Electoral Trust**.
- **Top 10 donors** have donated **Rs 1915.8621 cr** to electoral trusts, which forms **50.07%** of the total donations received by the trusts during FY 2024-25.

Top 10 donors to Electoral Trusts: FY 2024-25				
S. No.	Name of the Donor	Total Contributions (in Rs crore)	No. of donations	Donations declared by
1	Elevated Avenue Realty LLP	500.00	2	Prudent Electoral Trust
2	Tata Sons Private Limited	308.1324	1	Progressive Electoral Trust
3	Tata Consultancy Services Limited	217.6216	1	Progressive Electoral Trust
4	Megha Engineering & Infrastructure Limited	175.00	3	Prudent Electoral Trust
5	Tata Steel Limited	173.1081	1	Progressive Electoral Trust
6	Tiger Associates	147.00	5	Prudent Electoral Trust
7	Ashok Leyland Limited	100.00	2	Prudent Electoral Trust
8	DLF Ltd	100.00	1	Prudent Electoral Trust
9	P V Krishna Reddy	100.00	1	Prudent Electoral Trust
10	Jindal Steel and Power Ltd	95.00	6	Prudent Electoral Trust
<b>Total</b>		<b>Rs 1915.8621 cr</b>	<b>23 donations</b>	<b>-</b>

## Top 10 donors to Electoral Trusts, FY 2024-25 (in Rs Cr)



Details of donations made by Top 10 donors to Electoral Trusts, FY 2024-25							
S.No.	Name of the person	Complete address of the person/company/entity making contribution	PAN (Yes/No)	Total Contributions (Rs)	Amount of Contribution	Mode of Contributions (Cheque No./Demand Draft No./RTGS/NEFT)	Trust Name
1	Elevated Avenue Realty LLP		Yes	5,00,00,00,000	3,00,00,00,000	00361, Axis Bank, Dt-18.05.24	Prudent Electoral Trust
			Yes		2,00,00,00,000	000355, Axis Bank, Dt-30.03.24	Prudent Electoral Trust
2	Tata Sons Private Limited	Bombay House, 24 Homi Mody Street, Fort Mumbai-400001	Yes	3,08,13,24,324	3,08,13,24,324	Electronic Transfer ICICIR42024040200000010, Dt-24.10.2025	Progressive Electoral Trust
3	Tata Consultancy Services Limited	9th Floor, Nirmal Building, Nariman Point, Mumbai-400021	Yes	2,17,62,16,216	2,17,62,16,216	Electronic Transfer CITIH2409370329, Dt-24.10.2025	Progressive Electoral Trust
4	Megha Engineering & Infrastructure Limited	S-2, T.I.E. Balanagar, Hyderabad, Telangana-500037	Yes	1,75,00,00,000	1,25,00,00,000	UBINR220240418018668281, UBINR220240418018668449, UBINR220240418018667919, UBINR220240418018667997, Union Bank of India, Dt-18.04.24	Prudent Electoral Trust

Details of donations made by Top 10 donors to Electoral Trusts, FY 2024-25							
S.No.	Name of the person	Complete address of the person/company/entity making contribution	PAN (Yes/No)	Total Contributions( Rs)	Amount of Contribution	Mode of Contributions (Cheque No./Demand Draft No./RTGS/NEFT)	Trust Name
		S-2, Technocrat Industrial Estate, Balanagar, Hyderabad, Telangana-500037	Yes		25,00,00,000	UBINR22024052001871678, Union Bank of India, Dt-20.05.24	Prudent Electoral Trust
		S-2, Technocrat Industrial Estate, Balanagar, Hyderabad, Telangana-500037	Yes		25,00,00,000	YESBR12024110500024643, YES Bank, Dt-05.11.24	Prudent Electoral Trust
5	Tata Steel Limited	Bombay House, 24 Homi Mody Street, Fort Mumbai-400001	Yes	<b>1,73,10,81,081</b>	1,73,10,81,081	Electronic Transfer SBINR12024040213095266, Dt-24.10.2025	Progressive Electoral Trust
6	Tiger Associates		Yes	<b>1,47,00,00,000</b>	37,00,00,000	UTIBR62024102179288252, Axis Bank, Dt-21.10.24	Prudent Electoral Trust
			Yes		30,00,00,000	UTIBR52024051500351537, Axis Bank, Dt-15.05.24	Prudent Electoral Trust
			Yes		30,00,00,000	UTIBR62024110181588859, Axis Bank, Dt-01.11.24	Prudent Electoral Trust
			Yes		25,00,00,000	UTIBR520240404003551334, Axis Bank, Dt-04.04.24	Prudent Electoral Trust
			Yes		25,00,00,000	UTIBR62024101077372418, Axis Bank, Dt-10.10.24	Prudent Electoral Trust
7	Ashok Leyland Limited	No.1 Sardar Patel Road, Guindy, Chennai 600032	Yes	<b>1,00,00,00,000</b>	60,00,00,000	130505, HDFC Bank, Dt-30.05.24	Prudent Electoral Trust
		No.1 Sardar Patel Road, Guindy, Chennai 600032	Yes		40,00,00,000	130500, HDFC Bank, Dt-01.05.24	Prudent Electoral Trust
8	DLF Ltd	Office at Shopping Mall, 3rd Floor, Arjun Marg, Phase I, DLF City, Gurgaon-122002, Haryana	Yes	<b>1,00,00,00,000</b>	1,00,00,00,000	ICICR52024041200240489, ICICR52024041200240770, ICICR52024041200241055, ICICI Bank, dt-12.04.24	Prudent Electoral Trust
9	P V Krishna Reddy		Yes	<b>1,00,00,00,000</b>	1,00,00,00,000	UBINR22024050601998623, UBINR22024050601999846, UBINR22024050601999406, Union Bank of India, Dt-06.05.24	Prudent Electoral Trust
10	Jindal Steel and Power Ltd	Corporate Office at Jindal Centre, 12 Bhikaji Cama Place, New Delhi-110066	Yes	<b>95,00,00,000</b>	8,00,00,000	SBINR120240416164999345, State Bank of India, Dt-16.04.24	Prudent Electoral Trust
		Corporate Office at Jindal Centre, 12 Bhikaji Cama Place, New Delhi-110066	Yes		9,00,00,000	SBINR120240417165667525, State Bank of India, Dt-17.04.24	Prudent Electoral Trust

Details of donations made by Top 10 donors to Electoral Trusts, FY 2024-25							
S.No.	Name of the person	Complete address of the person/company/entity making contribution	PAN (Yes/No)	Total Contributions( Rs)	Amount of Contribution	Mode of Contributions (Cheque No./Demand Draft No./RTGS/NEFT)	Trust Name
		Corporate Office at Jindal Centre, 12 Bhikaji Cama Place, New Delhi-110066	Yes		23,00,00,000	SBINR120240418168004280, State Bank of India, Dt-18.04.24	Prudent Electoral Trust
		Corporate Office at Jindal Centre, 12 Bhikaji Cama Place, New Delhi-110066	Yes		22,00,00,000	SBINR120240419169992331, State Bank of India, Dt-19.04.24	Prudent Electoral Trust
		Corporate Office at Jindal Centre, 12 Bhikaji Cama Place, New Delhi-110066	Yes		18,00,00,000	SBINR12024042017233636, State Bank of India, dt-20.04.24	Prudent Electoral Trust
		Corporate Office at Jindal Centre, 12 Bhikaji Cama Place, New Delhi-110066	Yes		15,00,00,000	SBINR1202471034789023, State Bank of India, Dt-10.07.24	Prudent Electoral Trust

## 7. Sector-wise categorization of contributions made by donors to Electoral Trusts during the FY 2024-25

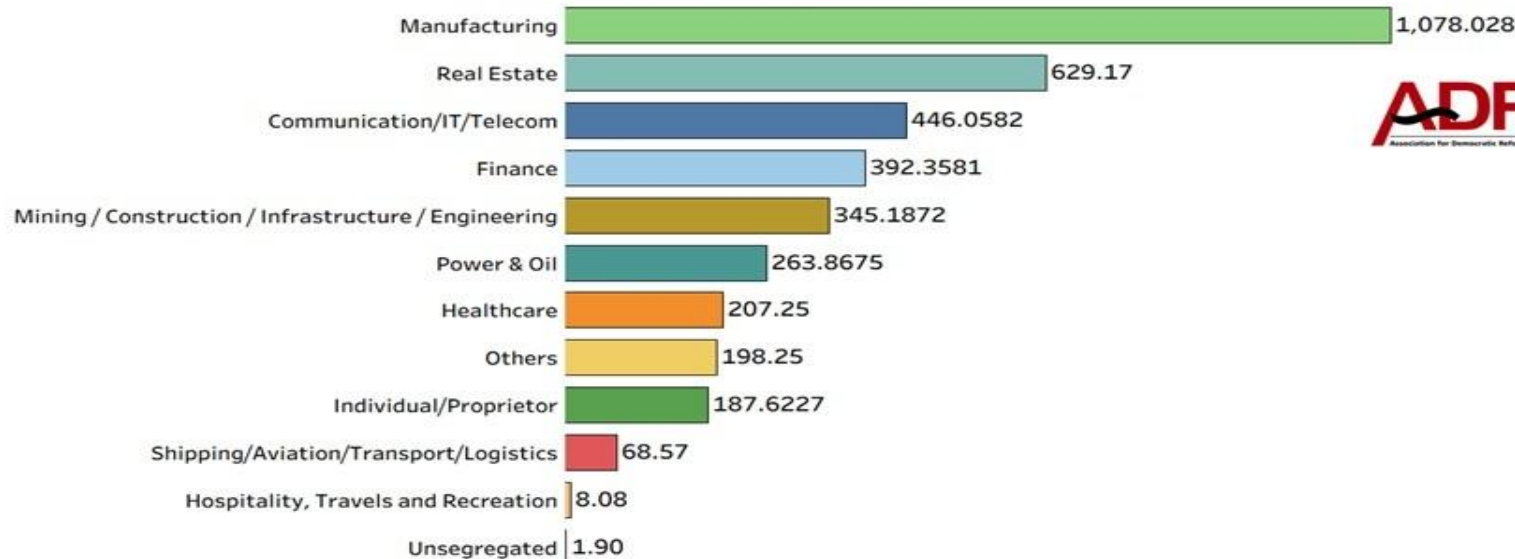
- **Manufacturing** sector dominated contributions to Electoral Trusts in FY 2024–25, accounting for **Rs 1,078.028 cr**, which constituted **28.17%** of the total donations.
- **Real Estate (Rs 629.17 cr; 16.44%)** and **Communication/IT/Telecom (Rs 446.0582 cr; 11.66%)** emerged as the second and third largest contributions.
- **Finance (Rs 392.3581 cr; 10.25%)**, **Mining/Construction/Infrastructure/Engineering (Rs 345.1872 cr; 9.02%)**, and **Power & Oil (Rs 263.8675 cr; 6.90%)** together formed a substantial share of overall contributions.
- **Healthcare (5.42%)** and **Others (5.18%)** recorded moderate contributions, while **Individual/Proprietor** donors contributed **4.90%** of the total. In contrast, **Shipping/Aviation/Transport/Logistics (1.79%)**, **Hospitality, Travels and Recreation (0.21%)**, and **Unsegregated (0.05%)** together accounted for only 2.05% of the total donations.

Sector wise donation received by Electoral Trusts during FY 2024-25											
Sector Categories	Prudent E.T.	Progressive E.T.	New Democratic E.T.	Harmony E.T.	Triumph E.T.	Bhartiya Bhumi E.T.	Samaj E.T.	Janprag ati E.T.	Jankalyan E.T.	Einzigart ig E.T.	Grand Total
Manufacturing	640.055	276.973	88.00	35.5	22.00	15.00	0.50	-	-	-	Rs 1,078.028 cr
Real Estate	629.17	-	-	-	-	-	-	-	-	-	Rs 629.17 cr
Communication/IT/Telecom	139.815	252.2432	51.00	-	3.00	-	-	-	-	-	Rs 446.0582 cr
Finance	33.5	337.8081	21.00	0.05	-	-	-	-	-	-	Rs 392.3581 cr

**Sector wise donation received by Electoral Trusts during FY 2024-25**

Sector Categories	Prudent E.T.	Progressive E.T.	New Democratic E.T.	Harmony E.T.	Triumph E.T.	Bhartiya Bhumi E.T.	Samaj E.T.	Janpragati E.T.	Jankalyan E.T.	Einzigartig E.T.	Grand Total
Mining / Construction / Infrastructure / Engineering	335.759	8.4082	-	-	-	-	-	1.02	-	-	Rs 345.1872 cr
Power & Oil	218.80	39.5675	-	-	-	-	5.50	-	-	-	Rs 263.8675 cr
Healthcare	207.25	-	-	-	-	-	-	-	-	-	Rs 207.25 cr
Others	198.05	-	-	-	-	-	-	-	0.20	-	Rs 198.25 cr
Shipping/Aviation/Transport/Logistics	68.57	-	-	-	-	-	-	-	-	-	Rs 68.57 cr
Hospitality, Travels and Recreation	8.08	-	-	-	-	-	-	-	-	-	Rs 8.08 cr
Unsegregated	1.90	-	-	-	-	-	-	-	-	-	Rs 1.90 cr
Individual	187.5427	-	-	-	-	-	-	-	-	0.08	Rs 187.6227 cr
<b>Total Amounts received</b>	<b>Rs 2668.4917 cr</b>	<b>Rs 915.00 cr</b>	<b>Rs 160.00 cr</b>	<b>Rs 35.55 cr</b>	<b>Rs 25.00 cr</b>	<b>Rs 15.00 cr</b>	<b>Rs 6.00 cr</b>	<b>Rs 1.02 cr</b>	<b>Rs 0.20 cr</b>	<b>Rs 0.08 cr</b>	<b>Rs 3826.3417 cr</b>

**Sector-wise categorization of contributions made by donors to Electoral Trusts during the Financial Year 2024-25 (in Rs Cr)**



## 8. Donations made by the Electoral Trusts to Political Parties – FY 2024-25

- **BJP** received a total of **Rs 3157.6549 cr** (82.52%) from electoral trusts, maximum from **Prudent** Electoral Trust (Rs 2180.7119 cr) followed by **Progressive** Electoral Trust which donated Rs 757.6205 cr, **New Democratic** Electoral Trust which donated Rs 150 cr, **Harmony** Electoral Trust which donated Rs 30.15 cr, **Triumph** Electoral Trust which donated Rs 21 cr, **Bhartiya Bhumi** Electoral Trust which donated Rs 15 cr, **Samaj** Electoral Trust which donated Rs 3 cr, **Jankalyan** Electoral Trust which donated **Rs 9.50 lakhs** and **Einzigartig** Electoral Trust which donated **Rs 7.75 lakhs**.
- **21 parties** (INC, AITC, YSR-Congress, TDP, JD(U), AAP, BJD, BRS, Bharath Dharma Jana Sena, DMK, LJP(Ram Vilas), Shivsena, Shivsena(UBT), AJSU Party, SDF, NCP(Sharadchandra Pawar), J&KNC, LJP, NCP, Maharashtra Swarajya Party and Praja Shanthi Party) collectively received a total of **Rs 668.6973 cr** or **17.48%** of the total contributions received by parties from electoral trusts for FY 2024-25.
- **Prudent** Electoral Trust disbursed the highest contributions, amounting to **Rs 2,668.4647 cr** (69.74%), to 15 political parties. This was followed by **Progressive** Electoral Trust, which contributed a total of **Rs 914.97 cr** to 10 political parties, including BJP, INC, AITC, YSR Congress, JD(U), BJD, BRS, DMK, LJP (Ram Vilas), and Shiv Sena.

Party	Total amount of donations disbursed by Electoral Trusts to political parties FY 2024-25 (in Rs crore)										Grand Total
	Prudent E.T.	Progressive E.T.	New Democratic E.T.	Harmony E.T.	Triumph E.T.	Bhartiya Bhumi E.T.	Samaj E.T.	Janpragati E.T.	Jankalyan E.T.	Einzigartig E.T.	
BJP	2180.7119	757.6205	150.00	30.15	21.00	15.00	3.00	0	0.095	0.0775	Rs 3157.6549 cr
INC	216.335	77.3495	5.00	0	0	0	0	0	0.095	0	Rs 298.7795 cr
AITC	92.00	10.00	0	0	0	0	0	0	0	0	Rs 102.00 cr
YSR-Congress	88.00	10.00	0	0	0	0	0	0	0	0	Rs 98.00 cr
TDP	40.00	0	0	0	4.00	0	0	0	0	0	Rs 44.00 cr
JD(U)	5.00	10.00	0	0	0	0	2.00	0	0	0	Rs 17.00 cr
AAP	16.4178	0	0	0	0	0	0	0	0	0	Rs 16.4178 cr
BJD	5.00	10.00	0	0	0	0	0	0	0	0	Rs 15.00 cr
BRS	5.00	10.00	0	0	0	0	0	0	0	0	Rs 15.00 cr
Bharath Dharma Jana Sena	10.00	0	0	0	0	0	0	0	0	0	Rs 10.00 cr
DMK	0	10.00	0	0	0	0	0	0	0	0	Rs 10.00 cr
LJP(Ram Vilas)	0	10.00	0	0	0	0	0	0	0	0	Rs 10.00 cr
Shivsena	0	10.00	0	0	0	0	0	0	0	0	Rs 10.00 cr
Shivsena(UBT)	0	0	5.00	3.00	0	0	0	1.00	0	0	Rs 9.00 cr
AJSU PARTY	5.00	0	0	0	0	0	0	0	0	0	Rs 5.00 cr
SDF	2.50	0	0	0	0	0	0	0	0	0	Rs 2.50 cr

Party	Total amount of donations disbursed by Electoral Trusts to political parties FY 2024-25 (in Rs crore)										Grand Total
	Prudent E.T.	Progressive E.T.	New Democratic E.T.	Harmony E.T.	Triumph E.T.	Bhartiya Bhumi E.T.	Samaj E.T.	Janpragati E.T.	Jankalyan E.T.	Einzigartig E.T.	
NCP(Sharadchandra Pawar)	0	0	0	2.00	0	0	0	0	0	0	Rs 2.00 cr
J&KNC	0	0	0	0	0	0	1.00	0	0	0	Rs 1.00 cr
LJP	1.00	0	0	0	0	0	0	0	0	0	Rs 1.00 cr
NCP	1.00	0	0	0	0	0	0	0	0	0	Rs 1.00 cr
Maharashtra Swarajya Party	0	0	0	0.50	0	0	0	0	0	0	Rs 0.50 cr
Praja Shanthi Party	0.50	0	0	0	0	0	0	0	0	0	Rs 0.50 cr
<b>Grand Total</b>	<b>Rs 2668.4647 cr</b>	<b>Rs 914.97 cr</b>	<b>Rs 160.00 cr</b>	<b>Rs 35.65 cr</b>	<b>Rs 25.00 cr</b>	<b>Rs 15.00 cr</b>	<b>Rs 6.00 cr</b>	<b>Rs 1.00 cr</b>	<b>Rs 0.19 cr</b>	<b>Rs 0.0775 cr</b>	<b>Rs 3826.3522 cr</b>

## 9. Month-wise Donations Received by Electoral Trusts for FY 2024–25

- The highest donations were received in **April 2024** (Rs 1,217.0821 cr) and **October 2024** (Rs 1,021.525 cr), making these the peak contribution months.
- Moderate contribution levels were seen in **May 2024 (Rs 934.3919 cr)**, while most other months recorded relatively low inflows.
- **Progressive Electoral Trust (Rs 915 cr)** was active mainly in **October 2024**, while other trusts recorded only sporadic and comparatively small monthly inflows.

Month wise donations received by Electoral Trusts for FY 2024-25											
Month wise donations	Prudent E.T.	Progressive E.T.	New Democratic E.T.	Harmony E.T.	Triumph E.T.	Bhartiya Bhumi E.T.	Samaj E.T.	Janpragati E.T.	Jankalyan E.T.	Einzigartig E.T.	Grand Total
<b>Apr-24</b>	1189.0821	-	-	23.00	-	-	5.00	-	-	-	Rs 1217.0821 cr
<b>May-24</b>	881.3919	-	50.00	-	3.00	-	-	-	-	-	Rs 934.3919 cr
<b>Jun-24</b>	34.10	-	-	-	2.00	-	-	-	-	-	Rs 36.10 cr
<b>Jul-24</b>	90.00	-	-	-	-	-	-	-	-	-	Rs 90.00 cr
<b>Aug-24</b>	35.00	-	50.00	-	-	-	-	-	-	-	Rs 85.00 cr
<b>Sep-24</b>	-	-	-	-	-	-	1.00	-	-	-	Rs 1.00 cr
<b>Oct-24</b>	88.005	915.00	5.00	12.50	-	-	-	1.02	-	-	Rs 1021.525 cr
<b>Nov-24</b>	75.00	-	5.00	0.05	-	15.00	-	-	0.20	-	Rs 95.25 cr
<b>Dec-24</b>	12.42	-	50.00	-	-	-	-	-	-	-	Rs 62.42 cr
<b>Jan-25</b>	40.2927	-	-	-	-	-	-	-	-	-	Rs 40.2927 cr
<b>Feb-25</b>	1.20	-	-	-	-	-	-	-	-	-	Rs 1.20 cr

Month wise donations received by Electoral Trusts for FY 2024-25											
Month wise donations	Prudent E.T.	Progressive E.T.	New Democratic E.T.	Harmony E.T.	Triumph E.T.	Bhartiya Bhumi E.T.	Samaj E.T.	Janpragati E.T.	Jankalyan E.T.	Einzigartig E.T.	Grand Total
Mar-25	222.00	-	-	-	20.00	-	-	-	-	0.08	Rs 242.08 cr
Total Amounts received	Rs 2668.4917 cr	Rs 915.00 cr	Rs 160.00 cr	Rs 35.55 cr	Rs 25.00 cr	Rs 15.00 cr	Rs 6.00 cr	Rs 1.02 cr	Rs 0.20 lakhs	Rs 0.08 cr	Rs 3826.3417 cr

### Month-wise Donations Received by Electoral Trusts for FY 2024-25 (in Rs Cr)



## Disclaimer

Source for the data used in the report are the Audited accounts/Donations details submitted by the Electoral Trusts to Election Commission of India. ADR does not add or subtract any information, unless the EC changes the data. In particular, no unverified information from any other source is used. The data can be accessed from the websites of the ECI. While all effort has been made to ensure that the information is in keeping with what is mentioned in the statements submitted by the Electoral Trusts, in case of discrepancy between information in this report and that given in their statements, the information reported by the Electoral Trusts should be treated as correct. Association for Democratic Reforms (ADR), National Election Watch (NEW) and their volunteers are not responsible or liable for any direct, indirect special, or consequential damages, claims, demands, losses of any kind whatsoever, made, claimed, incurred or suffered by any party arising under or relating to the usage of data provided by ADR through this report.

It is to be noted that ADR undertakes great care and adopts utmost due diligence in analysing and dissemination of the audit and contribution reports of the Electoral Trusts submitted with the Election Commission of India. Such information is only aimed at *highlighting the increased misuse of money in our electoral and political process so as to facilitate a system of transparency, accountability and good governance and to enable voters to form an informed choice*. Therefore, it is expected that anyone using this report shall undertake due care and utmost precaution while using the data provided by ADR. ADR is not responsible for any *mishandling, discrepancy, inability to understand, misinterpretation or manipulation, distortion of the data* in such a way so as to *benefit or target a particular political party or politician or candidate*.

## Contact Details

### National Election Watch (NEW) & Association for Democratic Reforms (ADR)

<b>Media and Journalist Helpline</b> +91 80103 94248 Email: <a href="mailto:adr@adrindia.org">adr@adrindia.org</a> <a href="https://adrindia.org/about-adr/state-coordinators">https://adrindia.org/about-adr/state-coordinators</a>	<b>Maj. Gen Anil Verma (Retd.)</b> Head, NEW & ADR <a href="mailto:anilverma@adrindia.org">anilverma@adrindia.org</a>	<b>Prof Trilochan Sastry</b> IIM Bangalore (Retd.) Founder, NEW & ADR <a href="mailto:tsastry@gmail.com">tsastry@gmail.com</a>	<b>Dr Ajit Ranade</b> Founder Member, NEW & ADR <a href="mailto:ajit.ranade@adrindia.org">ajit.ranade@adrindia.org</a>
-----------------------------------------------------------------------------------------------------------------------------------------------------------------------------------------------------------------------------------------------	-----------------------------------------------------------------------------------------------------------------------------	-----------------------------------------------------------------------------------------------------------------------------------------	------------------------------------------------------------------------------------------------------------------------------