

## Press Release

### Analysis of Margin of Victory and Representativeness of MLAs elected in 2009 Assembly Elections from Jharkhand

Association for Democratic Reforms and Jharkhand Election Watch have analysed the percentage of votes won by the MLAs of Jharkhand in assembly elections, 2009 and their representativeness among the total number of registered voters. The data disclosed by the Election Commission of India on their website ([http://eci.nic.in/eci\\_main1/index.aspx](http://eci.nic.in/eci_main1/index.aspx)) has been used for this report. **Voting percentage during this elections was 56.96%**

The percentage of representativeness was calculated by dividing the votes polled for the winner **by the electorate** i.e. the total number of registered voters. This value represents the percentage of votes won by the winning candidate among the total number of registered voters in the constituency.

$$\textbf{Representativeness} = \frac{\text{Total Votes Polled for Winner}}{\text{Total No. of Registered Voters}}$$

The percentage of vote share was calculated by dividing the votes polled for the winner **by the total number of valid votes**. This value represents the percentage of votes won by the winning candidate among the total number of valid votes polled.

$$\textbf{Vote Share} = \frac{\text{Total Votes Polled for Winner}}{\text{Total No. of Valid Votes Polled}}$$

Margin of victory for each winner in the Jharkhand Assembly elections, 2009 is calculated by dividing the difference between the votes polled for the winner and votes polled for the runners up by the total number of valid votes polled in the constituency

$$\textbf{Margin of Victory} = \frac{(\text{Votes polled for Winner} - \text{Votes polled for Runners up})}{\text{Total No. of Valid Potes Polled}}$$

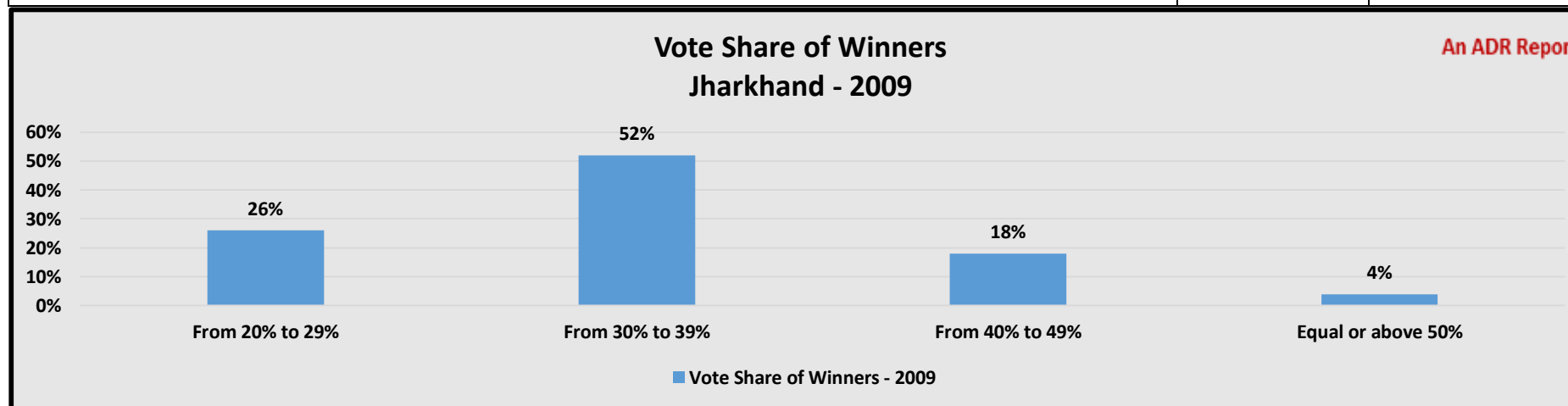
## Table of Contents

<b>ANALYSIS OF MARGIN OF VICTORY AND REPRESENTATIVENESS OF MLAS ELECTED IN 2009 ASSEMBLY ELECTIONS FROM JHARKHAND</b>	<b>1</b>
<b>SUMMARY AND HIGHLIGHTS – JHARKHAND .....</b>	<b>3</b>
VOTE SHARE .....	3
Five Winners from Jharkhand with the Least Vote Share .....	4
REPRESENTATIVENESS .....	5
Five Winners with the Least Representativeness .....	6
PARTY-WISE VOTE SHARE AND REPRESENTATIVENESS .....	7
MARGIN OF VICTORY FOR WINNERS .....	8
Five winners with the least margin of victory .....	9
<b>VOTE SHARE AND REPRESENTATIVENESS OF WINNERS IN JHARKHAND ASSEMBLY ELECTIONS, 2009 – FULL TABLE</b>	<b>10</b>
MARGIN OF VICTORY OF WINNERS FROM JHARKHAND ASSEMBLY ELECTIONS, 2009 .....	14
<b>CONTACT DETAILS.....</b>	<b>19</b>
<b>DISCLAIMER .....</b>	<b>19</b>

## Summary and Highlights – Jharkhand

### Vote Share

Vote Share - Jharkhand, 2009		
Percentage of Vote Share	Number of Winners	Percentage of Winners
Below 20%	0	0%
From 20% to 29%	21	26%
From 30% to 39%	42	52%
From 40% to 49%	15	18%
Equal or more than 50%	3	4%
<b>Total</b>	<b>81</b>	<b>100%</b>

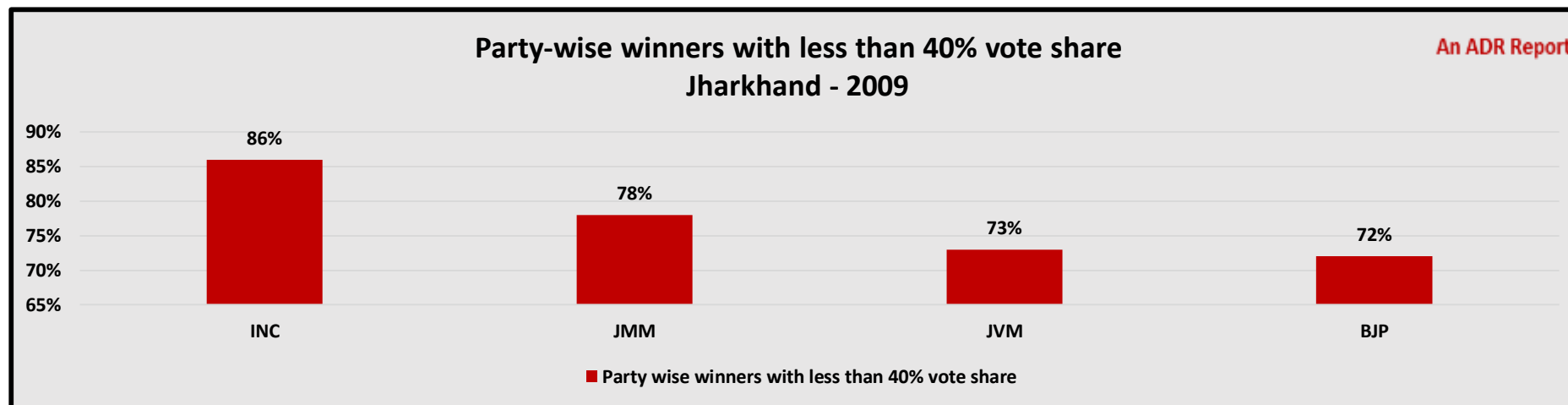


- **Average vote share of Winners:** The winners of the Jharkhand assembly elections, 2009 won by an average of 34% of total votes polled.
- **Vote Share of less than 50%:** 78 (96%) winners had won with less than 50% of total votes polled in their constituency.
- **Vote Share of less than 40%:** 63 (78%) Winners had won with less than 40% of total votes polled in their constituency.
- **Vote Share of less than 30%:** 21 (26%) winners had won with less than 30% of total votes polled in their constituency.
- **Vote Share of equal or more than 50%:** 3 winners (4%) won with vote share of equal or more than 50% of the votes polled in their constituency.

### Five Winners from Jharkhand with the Least Vote Share

S.No.	Winner Name	Party	District	Constituency	Total Valid Votes	Votes Polled for Winner	Vote Share
1	Chandrashekhar Dubey	INC	Palamu	Bishrampur	123308	25609	21%
2	Harikrishna Singh	BJP	Latehar	Manika	84825	18645	22%
3	Teklal Mahto	JMM	Hazaribagh	Mandhu	168825	37198	22%
4	Madhav Lal Singh	INC	Bokaro	Gomiya	134839	31540	23%
5	Sanjay Kumar Singh Yadav	RJD	Palamu	Hussainabad	113580	26735	24%

- **Party-wise vote share of less than 40%:** Out of 18 winners of BJP, 13 (72%) had won with less than 40% of total votes polled in their constituency. 14 (78%) out of 18 winners from JMM, 12 (86%) out of 14 winners from INC and 8 (73%) out of 11 winners from JVM won with less than 40% of total votes polled in their constituency.



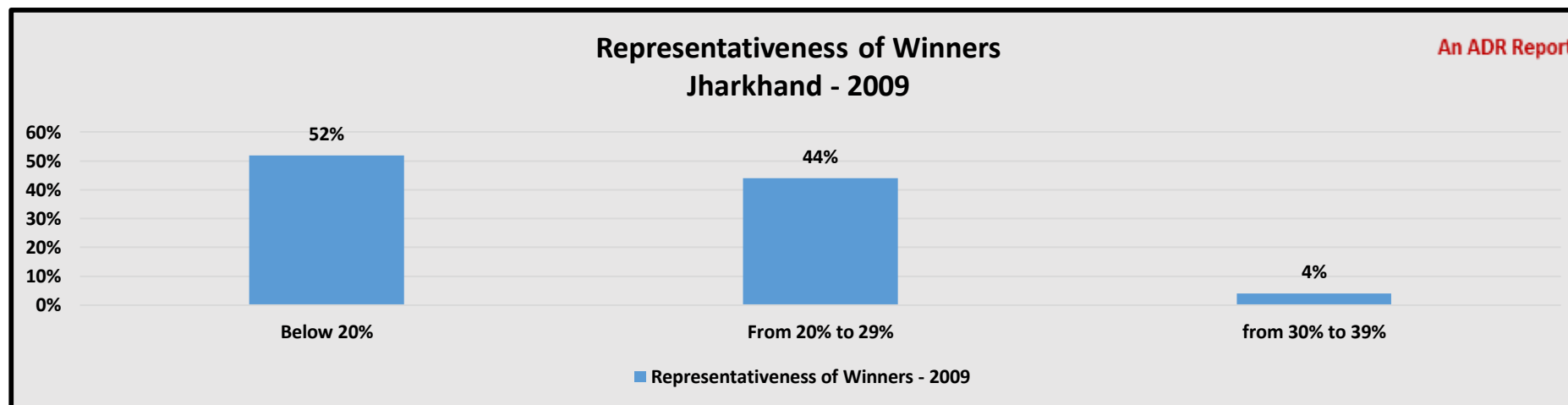
- **Winners with highest vote share:** Chandreshwar Prasad Singh of BJP from Ranchi constituency had won with a vote share of 57% of total votes polled from his constituency. He was followed by Janardan Paswan of RJD from Chatra constituency with 51% of total votes polled and Raghubar Das of BJP from Jamshedpur constituency with 50% of total votes polled in the constituency.

Information available on ECI website ([www.eci.nic.in](http://www.eci.nic.in)) is the source of this analysis. Website:-[www.adrindia.org](http://www.adrindia.org), [www.myneta.info](http://www.myneta.info)

## Representativeness

Representativeness – Jharkhand, 2009		
Percentage of Representativeness	Number of Winners	Percentage of Winners
Below 20%	42	52%
From 20% to 29%	36	44%
From 30% to 39%	3	4%
From 40% to 49%	0	0%
Equal or more than 50%	0	0%
<b>Total</b>	<b>81</b>	<b>100%</b>

None of the winners won with more than 34% votes of the total registered voters. This implies that none of the winners from Jharkhand Assembly elections 2009 represent more than 34% of the total electorate in their constituency



- **Average representativeness of Winners:** All the winners of the Jharkhand Assembly elections, 2009 won with an average of 20% votes of the total registered voters. This implies that the winners represent on an average, 20% of the total electorate.
- **Winners with Representativeness of less than 30%:** 78 (96%) winners had won with less than 30% votes of total registered voters in their constituency.

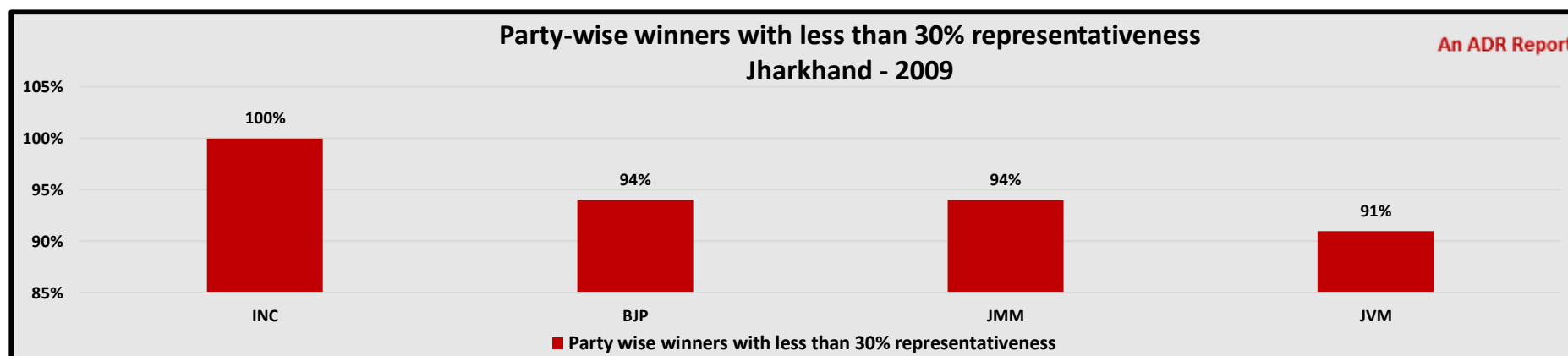
- **Winners with Representativeness of less than 20%:** 42 (52%) winners had won with less than 30% of total registered voters in their constituency.
- **Winners with Representativeness of more than 30%:** 3 (4%) candidates had won with more than 30% of total registered voters in their constituency.

### **Five Winners with the Least Representativeness**

S.No.	Winner	Party	District	Constituency	Total Registered Voters (electorate)	Total Votes Polled for Winner	Representativeness (Total Votes Polled for Winner/Total Registered Voters)
1	Chandrashekhar Dubey	INC	Palamu	Bishrampur	245853	25609	10%
2	Gopal S.N.Shahdeo	INC	Ranchi	Hatia	380866	39921	10%
3	Sudha Choudhary	JD(U)	Palamu	Chattarpur	223682	25854	12%
4	Samresh Singh	JVM	Bokaro	Bokaro	444370	53757	12%
5	Harikrishna Singh	BJP	Latehar	Manika	152558	18645	12%

**Table: Five Winners with the Least Representativeness**

- **Party-wise Representativeness of less than 30%:** Out of 18 winners of BJP, 17 (94%) had won with less than 30% votes of total registered voters in their constituency. 17 (94%) out of 18 winners from JMM, 14 (100%) out of 14 winners from INC and 10 (91%) out of 11 winners from JVP won with less than 30% votes of total registered voters in their constituency.



### Party-wise Vote Share and Representativeness

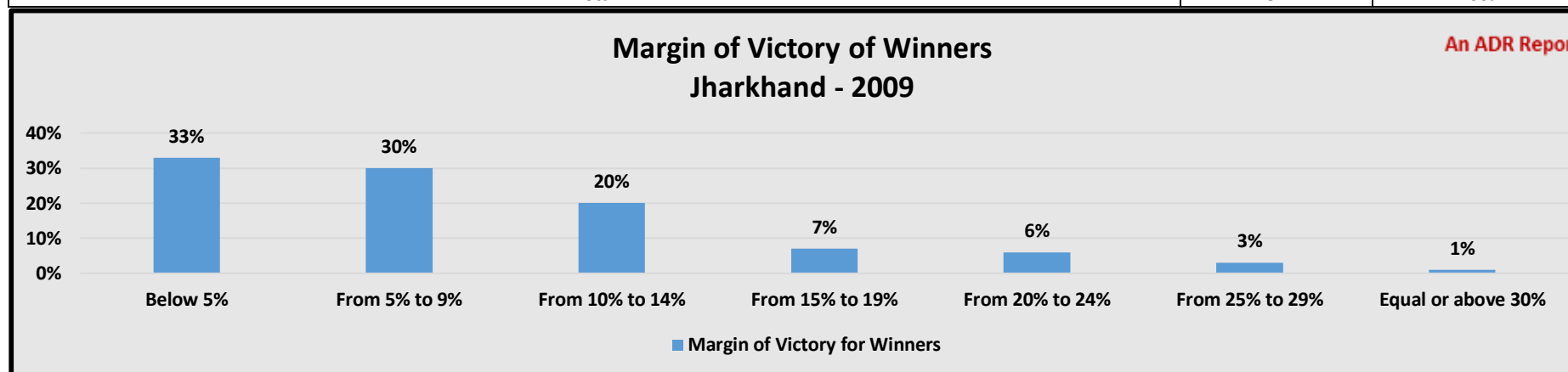
Party	No. of winners	No. of Winners with Less than 40% Vote Share	No. of Winners with Less than 30% of Representativeness	% of Winners with less than 40% of Vote Share	% of Winners with less than 30% Representativeness
BJP	18	13	17	72%	94%
JMM	18	14	17	78%	94%
INC	14	12	14	86%	100%
JVM	11	8	10	73%	91%
AJSUP	5	4	5	80%	100%
RJD	5	4	5	80%	100%
IND	2	2	2	100%	100%
JD(U)	2	2	2	100%	100%
CPI(ML)(L)	1	1	1	100%	100%
JBSP	1	0	1	0%	100%
JHJAM	1	1	1	100%	100%
JKP	1	1	1	100%	100%
MCO	1	0	1	0%	100%
RAKAP	1	1	1	100%	100%
<b>Total</b>	<b>81</b>	<b>63</b>	<b>78</b>	<b>78%</b>	<b>96%</b>

Table: Party-wise Vote Share and Representativeness – Jharkhand

Information available on ECI website ([www.eci.nic.in](http://www.eci.nic.in)) is the source of this analysis. Website:-[www.adrindia.org](http://www.adrindia.org), [www.myneta.info](http://www.myneta.info)

### Margin of Victory for Winners

Representativeness - Jharkhand, 2009		
Percentage of Margin of Victory	Number of Winners	Percentage of Winners
Below 5%	27	33%
From 5% to 9%	24	30%
From 10% to 14%	16	20%
From 15% to 19%	6	7%
From 20% to 24%	5	6%
From 25% to 29%	2	3%
Equal or more than 30%	1	1%
<b>Total</b>	<b>81</b>	<b>100%</b>



- **Average Margin of Victory for winners:** The winners in the Jharkhand Assembly elections, 2009 won with an **average margin of victory of 9%**
- **Margin of Victory less than 15%:** **67 (83%) winners** won with a margin of victory less than 15%.e, in 67 constituencies the margin of victory was less than 15%
- **Margin of Victory less than 10%:** **51 (63%) winners** won with a margin of victory less than 10%% i.e, in 51 constituencies the margin of victory was less than 10%
- **Margin of Victory less than 5%:** **27 (33%) winners** won with a margin of victory less than 5% i.e, in 27 constituencies the margin of victory was less than 5%

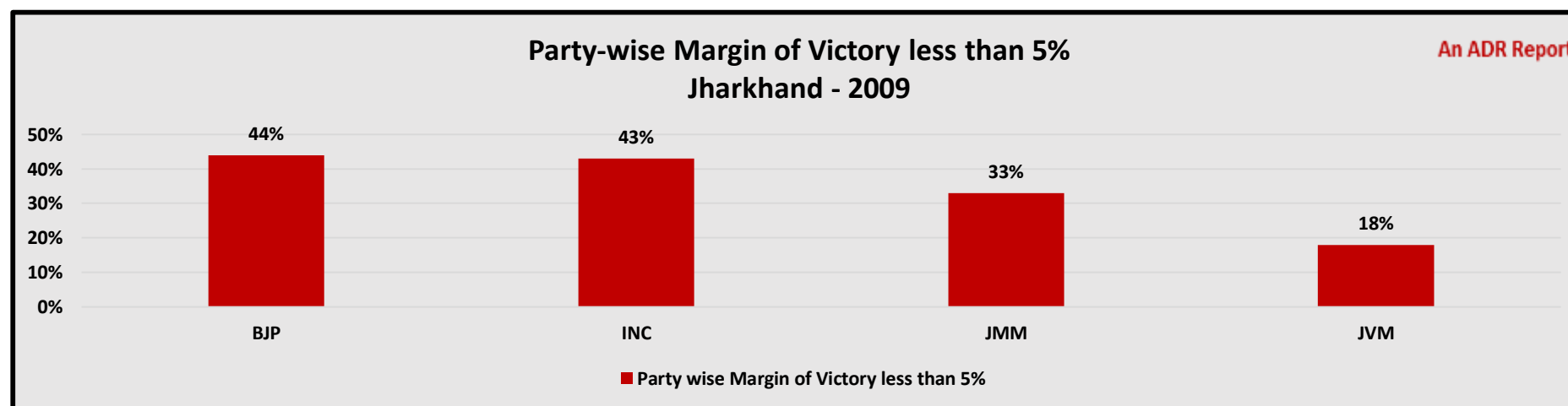


### Five winners with the least margin of victory

District	Constituency	Total Valid Votes	Winner	Party for Winner	Votes Polled for Winner	Runners Up	Party for Runners Up	Votes polled for Runners up	Margin of Victory	% Margin of Victory
Ranchi	Hatia	150164	Gopal S.N.Shahdeo	INC	39921	Ram Ji Lal Sharda	BJP	39896	25	0.00
West Singhbhum	Chakradharpur	95908	Laxman Giluwa	BJP	26984	Sukhram Oraon	JMM	26694	290	0.00
Latehar	Latehar	105054	Baidyanath Ram	BJP	34522	Prakash Ram	RJD	34084	438	0.00
Khunti	Khunti	95043	Nilkanth Singh Munda	BJP	32067	Masi Charan Munda	JMM	31631	436	0.00
Lohardaga	Lohardaga	116575	Kamal Kishor Bhagat	AJSUP	35816	Sukhdeo Bhagat	INC	35210	606	0.01

Table: Five winners with the least margin of victory

- Party-wise Margin of Victory less than 5%:** Out of 18 winners of BJP, 8 (44%) had won with less than 5% margin of victory. 6 (33%) out of 18 winners from JMM, 6 (43%) out of 14 winners from INC and 2 (18%) out of 11 winners from JVP won with less than 5% margin of victory.



## Vote Share and Representativeness of Winners in Jharkhand Assembly Elections, 2009 – Full Table

S.No.	Winner	Party	District	Constituency	Total Registered Voters (electorate)	Total Valid Votes	Votes Polled for Winner	Vote Share (Votes Polled for Winner/Total Valid Votes)	Representativeness (Votes Polled for Winner/Total Registered Voters)
1.	Chandrashekhar Dubey	INC	Palamu	Bishrampur	245853	123308	25609	21%	10%
2.	Gopal S.N.Shahdeo	INC	Ranchi	Hatia	380866	150164	39921	27%	10%
3.	Sudha Choudhary	JD(U)	Palamu	Chattarpur	223682	91585	25854	28%	12%
4.	Samresh Singh	JVM	Bokaro	Bokaro	444370	199452	53757	27%	12%
5.	Harikrishna Singh	BJP	Latehar	Manika	152558	84825	18645	22%	12%
6.	Sanjay Kumar Singh Yadav	RJD	Palamu	Hussainabad	213029	113580	26735	24%	13%
7.	Teklal Mahto	JMM	Hazaribagh	Mandhu	293563	168825	37198	22%	13%
8.	Ramchandra Baitha	BJP	Ranchi	Kanke	331582	144559	45245	31%	14%
9.	Jai Prakash Singh Bhogta	JVM	Chatra	Simaria	245001	131684	34007	26%	14%
10.	Nirbhay Kumar Shahabadi	JVM	Giridih	Giridih	205538	109629	28771	26%	14%
11.	Yogendra Saw	INC	Ramgarh	Barkagaon	273225	149740	38683	26%	14%
12.	Madhav Lal Singh	INC	Bokaro	Gomiya	212454	134839	31540	23%	15%
13.	Manan Mallick	INC	Dhanbad	Dhanbad	371634	158855	55641	35%	15%
14.	Sawna Lakra	INC	Ranchi	Khijri	274642	143421	41172	29%	15%
15.	Phul Chand Mandal	JVM	Dhanbad	Sindri	256466	140310	40048	29%	16%
16.	Krishna Nand Tripathi	INC	Palamu	Daltonganj	267909	147212	43571	30%	16%
17.	Jagarnath Mahto	JMM	Giridih	Dumri	206919	99108	33960	34%	16%
18.	Amit Kumar Yadav	BJP	Hazaribagh	Barkatha	235729	142062	39485	28%	17%
19.	Ram Chandra Sahis	AJSUP	East Singhbhum	Jugashlai	249247	149550	42810	29%	17%

S.No.	Winner	Party	District	Constituency	Total Registered Voters (electorate)	Total Valid Votes	Votes Polled for Winner	Vote Share (Votes Polled for Winner/Total Valid Votes)	Representativeness (Votes Polled for Winner/Total Registered Voters)
20.	Suresh Paswan	RJD	Deoghar	Deoghar	288569	136268	49602	36%	17%
21.	Mathura Prasad Mahato	JMM	Dhanbad	Tundi	234548	135777	40787	30%	17%
22.	Guru Charan Nayak	BJP	West Singhbhum	Manoharpur	154936	97172	27360	28%	18%
23.	Kunti Devi	BJP	Dhanbad	Jharia	276086	121257	49131	41%	18%
24.	Rajesh Ranjan	INC	Godda	Mahagama	245415	140695	43834	31%	18%
25.	Hemant Soren	JMM	Dumka	Dumka	194533	113419	35129	31%	18%
26.	Sanjay Prasad Yadav	RJD	Godda	Godda	240715	140057	43502	31%	18%
27.	Nalin Soren	JMM	Dumka	Shikaripara	168335	107673	30474	28%	18%
28.	Kamal Kishor Bhagat	AJSUP	Lohardaga	Lohardaga	197610	116575	35816	31%	18%
29.	Anosh Ekka	JKP	Simdega	Kolebira	158862	99863	28834	29%	18%
30.	Laxman Giluwa	BJP	West Singhbhum	Chakradharpur	146002	95908	26984	28%	18%
31.	Lobin Hembram	JMM	Sahebganj	Borio	203182	113973	37586	33%	18%
32.	Gopal Krishna Patar	JD(U)	Ranchi	Tamar	165315	89240	30678	34%	19%
33.	Chandreshwar Prasad Singh	BJP	Ranchi	Ranchi	353461	116328	66161	57%	19%
34.	Harinarayan Ray	IND	Dumka	Jarmundi	178901	116091	33512	29%	19%
35.	Chandrika Mahtha	JVM	Giridih	Jamua	228323	126346	42824	34%	19%
36.	Annapurna Devi	RJD	Koderma	Kodarma	247183	147339	46922	32%	19%
37.	Sasank Shekhar Bhokta	JMM	Deoghar	Sarath	211723	135617	40282	30%	19%
38.	Banna Gupta	INC	East Singhbhum	Jamshedpur West	291414	122839	55638	45%	19%
39.	Nilkanth Singh Munda	BJP	Khunti	Khunti	166586	95043	32067	34%	19%

S.No.	Winner	Party	District	Constituency	Total Registered Voters (electorate)	Total Valid Votes	Votes Polled for Winner	Vote Share (Votes Polled for Winner/Total Valid Votes)	Representativeness (Votes Polled for Winner/Total Registered Voters)
40.	Deepak Birua	JMM	West Singhbhum	Chaibasa	156988	102983	30274	29%	19%
41.	Ramdas Soren	JMM	East Singhbhum	Ghatshila	198121	126804	38283	30%	19%
42.	Simon Marandi	JMM	Pakur	Litipara	153589	94990	29875	31%	19%
43.	Menaka Sardar	BJP	East Singhbhum	Potka	225909	132181	44095	33%	20%
44.	Hussain Ansari	JMM	Deoghar	Madhupur	242870	147566	47880	32%	20%
45.	Umakant Rajak	AJSUP	Bokaro	Chandankyari	185706	120167	36620	30%	20%
46.	Sarfraz Ahmad	INC	Giridih	Gandey	199596	131078	39625	30%	20%
47.	Baidyanath Ram	BJP	Latehar	Latehar	171628	105054	34522	33%	20%
48.	Satyendra Nath Tiwari	JVM	Garhwa	Garhwa	249060	150022	50474	34%	20%
49.	Bidesh Singh	IND	Palamu	Panki	189543	111140	38458	35%	20%
50.	Rajendra Prasad Singh	INC	Bokaro	Bermo	234875	140304	47744	34%	20%
51.	Satyanand Jha	BJP	Jamtara	Nala	182885	121478	38119	31%	21%
52.	Nizamuddin Ansari	JVM	Giridih	Dhanwar	236726	145703	50392	35%	21%
53.	Geeta Shree Oraon	INC	Gumla	Sisai	183053	114235	39260	34%	21%
54.	Vimla Pradhan	BJP	Simdega	Simdega	178863	115975	38476	33%	22%
55.	Anant Pratap Deo	INC	Garhwa	Bhawanathpur	254216	157697	54690	35%	22%
56.	Vinod Kumar Singh	CPI(M L)(L)	Giridih	Bagodar	249264	148925	54436	37%	22%
57.	Arun Mandal	BJP	Sahebganj	Rajmahal	233547	136119	51277	38%	22%
58.	Kamlesh Oraon	BJP	Gumla	Gumla	177355	103337	39555	38%	22%
59.	Dulu Mahato	JVM	Dhanbad	Baghmara	250496	138554	56026	40%	22%

S.No.	Winner	Party	District	Constituency	Total Registered Voters (electorate)	Total Valid Votes	Votes Polled for Winner	Vote Share (Votes Polled for Winner/Total Valid Votes)	Representativeness (Votes Polled for Winner/Total Registered Voters)
60.	Raghubar Das	BJP	East Singhbhum	Jamshedpur East	247387	111682	56165	50%	23%
61.	Bandhu Turkey	JHAM	Ranchi	Mandar	255065	154805	58924	38%	23%
62.	Sita Soren	JMM	Dumka	Jama	162923	98013	38550	39%	24%
63.	Chamra Linda	RAKAP	Gumla	Bishunpur	186306	120215	44461	37%	24%
64.	Barkuwar Gagrai	BJP	West Singhbhum	Majhganon	143692	97069	34534	36%	24%
65.	Arvind Kumar Singh	JVM	Seraikella Kharsawan	Ichagarh	188130	141662	45465	32%	24%
66.	Hemlal Murmu	JMM	Sahebganj	Barhait	167515	101448	40621	40%	24%
67.	Saurabh Narain Singh	INC	Hazaribagh	Hazaribagh	273592	147235	66514	45%	24%
68.	Paulus Surin	JMM	Khunti	Torpa	141953	84721	34551	41%	24%
69.	Champai Soren	JMM	Seraikella Kharsawan	Seraikella	226773	149082	57156	38%	25%
70.	Arup Chatterjee	MCO	Dhanbad	Nirsa	273338	157481	68965	44%	25%
71.	Janardan Paswan	RJD	Chatra	Chatra	266597	132264	67441	51%	25%
72.	Aquil Akhtar	JMM	Pakur	Pakhur	232903	169149	62246	37%	27%
73.	Chandra Prakash Choudhary	AJSUP	Ramgarh	Ramgarh	231188	156343	61947	40%	27%
74.	Geeta Kora	JBSP	West Singhbhum	Jaganathpur	136974	82127	37145	45%	27%
75.	Sudesh Kumar Mahto	AJSUP	Ranchi	Silli	167840	117147	45673	39%	27%
76.	Bishnu Prasad Bhaiya	JMM	Jamtara	Jamtara	216606	134741	62795	47%	29%
77.	Umashankar Akela	BJP	Hazaribagh	Barhi	207089	129034	60044	47%	29%
78.	Mistri Soren	JVM	Pakur	Maheshpur	174460	113529	50746	45%	29%

S.No.	Winner	Party	District	Constituency	Total Registered Voters (electorate)	Total Valid Votes	Votes Polled for Winner	Vote Share (Votes Polled for Winner/Total Valid Votes)	Representativeness (Votes Polled for Winner/Total Registered Voters)
79.	Pradip Yadav	JVM	Godda	Poreyahat	219806	139286	67105	48%	31%
80.	Bidyut Baran Mahato	JMM	East Singhbhum	Baharagora	180792	137462	59228	43%	33%
81.	Mangal Singh Soy	BJP	Seraikella Kharsawan	Kharasawan	154453	112007	52661	47%	34%

**Table: Vote Share and Representativeness of Winners of Jharkhand 2009 Assembly elections**

### **Margin of Victory of Winners from Jharkhand Assembly Elections, 2009**

S.No	District	Constituency	Total Valid Votes	Winner	Party for Winner	Votes Polled for Winner	Runners Up	Party for Runners Up	Votes Polled for Runners up	Margin of Victory	% Margin of Victory
1	Ranchi	Hatia	150164	Gopal S.N.Shahdeo	INC	39921	Ram Ji Lal Sharda	BJP	39896	25	0
2	West Singhbhum	Chakradharpur	95908	Laxman Giluwa	BJP	26984	Sukhram Oraon	JMM	26694	290	0
3	Latehar	Latehar	105054	Baidyanath Ram	BJP	34522	Prakash Ram	RJD	34084	438	0
4	Khunti	Khunti	95043	Nilkanth Singh Munda	BJP	32067	Masi Charan Munda	JMM	31631	436	0
5	Lohardaga	Lohardaga	116575	Kamal Kishor Bhagat	AJSUP	35816	Sukhdeo Bhagat	INC	35210	606	0.01
6	Dhanbad	Dhanbad	158855	Manan Mallick	INC	55641	Raj Kumar Sinha	BJP	54751	890	0.01
7	Dhanbad	Tundi	135777	Mathura Prasad Mahato	JMM	40787	Saba Ahmad	JVM	39869	918	0.01
8	Ramgarh	Barkagaon	149740	Yogendra Saw	INC	38683	Loknath Mahto	BJP	37319	1364	0.01
9	Dumka	Shikaripara	107673	Nalin Soren	JMM	30474	Paritosh Soren	JVM	29471	1003	0.01
10	East Singhbhum	Ghatshila	126804	Ramdas Soren	JMM	38283	Pradeep Kumar Balmuchu	INC	37091	1192	0.01
11	Simdega	Simdega	115975	Vimla Pradhan	BJP	38476	Neil Tirkey	INC	37363	1113	0.01
12	Ranchi	Tamar	89240	Gopal Krishna Patar	JD(U)	30678	Vikas Kumar Munda	AJSUP	29207	1471	0.02

S.No	District	Constituency	Total Valid Votes	Winner	Party for Winner	Votes Polled for Winner	Runners Up	Party for Runners Up	Votes Polled for Runners up	Margin of Victory	% Margin of Victory
13	Ranchi	Khijri	143421	Sawna Lakra	INC	41172	Ram Kumar Pahan	BJP	38394	2778	0.02
14	Latehar	Manika	84825	Harikrishna Singh	BJP	18645	Rameshwar Oraon	INC	16876	1769	0.02
15	Seraikella Kharsawan	Saraikella	149082	Champai Soren	JMM	57156	Laxhman Tudu	BJP	53910	3246	0.02
16	East Singhbhum	Jugashlai	149550	Ram Chandra Sahis	AJSUP	42810	Rakhi Roy	BJP	39328	3482	0.02
17	Dumka	Dumka	113419	Hemant Soren	JMM	35129	Lois Marandi	BJP	32460	2669	0.02
18	Dhanbad	Jharia	121257	Kunti Devi	BJP	49131	Suresh Singh	INC	46115	3016	0.02
19	Dhanbad	Sindri	140310	Phul Chand Mandal	JVM	40048	Anand Mahato	MCO	36288	3760	0.03
20	East Singhbhum	Jamshedpur West	122839	Banna Gupta	INC	55638	Saryu Roy	BJP	52341	3297	0.03
21	Palamu	Daltonganj	147212	Krishna Nand Tripathi	INC	43571	Dileep Singh Namdhari	BJP	39338	4233	0.03
22	Bokaro	Chandankyari	120167	Umakant Rajak	AJSUP	36620	Amar Kumar Bauri	JVM	33103	3517	0.03
23	Palamu	Hussainabad	113580	Sanjay Kumar Singh Yadav	RJD	26735	Kushwaha Shiv Pujan Mehta	BSP	23172	3563	0.03
24	Ranchi	Kanke	144559	Ramchandra Baitha	BJP	45245	Suresh Baitha	INC	40674	4571	0.03
25	Jamtara	Nala	121478	Satyanand Jha	BJP	38119	Rabindra Nath Mahato	JMM	34171	3948	0.03
26	Pakur	Pakur	169149	Aquil Akhtar	JMM	62246	Alamgir Alam	INC	56570	5676	0.03
27	Giridih	Dhanwar	145703	Nizamuddin Ansari	JVM	50392	Raj Kumar Yadav	CPI(ML)(L)	45419	4973	0.03
28	Giridih	Bagodar	148925	Vinod Kumar Singh	CPI(ML)(L)	54436	Nagendra Mahto	JVM	47718	6718	0.05
29	Bokaro	Bermo	140304	Rajendra Prasad Singh	INC	47744	Yogeshwar Mahto	BJP	41133	6611	0.05
30	Hazaribagh	Mandhu	168825	Teklal Mahto	JMM	37198	Kumar Mahesh Singh	INC	29220	7978	0.05
31	Pakur	Litipara	94990	Simon Marandi	JMM	29875	Anil Murmu	INC	24478	5397	0.06

S.No	District	Constituency	Total Valid Votes	Winner	Party for Winner	Votes Polled for Winner	Runners Up	Party for Runners Up	Votes Polled for Runners up	Margin of Victory	% Margin of Victory
32	Godda	Mahagama	140695	Rajesh Ranjan	INC	43834	Ashok Kumar	BJP	35648	8186	0.06
33	Chatra	Simaria	131684	Jai Prakash Singh Bhogta	JVM	34007	Ganesh Ganjhu	JMM	25982	8025	0.06
34	Bokaro	Gomiya	134839	Madhav Lal Singh	INC	31540	Yogendra Prasad	AJSUP	23237	8303	0.06
35	Godda	Godda	140057	Sanjay Prasad Yadav	RJD	43502	Raghu Nandan Mandal	BJP	34747	8755	0.06
36	Hazaribagh	Barhi	129034	Umashankar Akela	BJP	60044	Manoj Yadav	INC	51959	8085	0.06
37	Hazaribagh	Hazaribagh	147235	Saurabh Narain Singh	INC	66514	Deo Dayal	BJP	57227	9287	0.06
38	Giridih	Gandey	131078	Sarfraz Ahmad	INC	39625	Salkhan Soren	JMM	31170	8455	0.06
39	West Singhbhum	Manoharpur	97172	Guru Charan Nayak	BJP	27360	Navami Oraon	JMM	21090	6270	0.06
40	Giridih	Giridih	109629	Nirbhay Kumar Shahabadi	JVM	28771	Munna Lal	IND	21669	7102	0.06
41	Ranchi	Silli	117147	Sudesh Kumar Mahto	AJSUP	45673	Amit Kumar	JVM	37966	7707	0.07
42	Hazaribagh	Barkatha	142062	Amit Kumar Yadav	BJP	39485	Janki Pr Yadav	JVM	30117	9368	0.07
43	Garhwa	Garhwa	150022	Satyendra Nath Tiwari	JVM	50474	Girinath Singh	RJD	40412	10062	0.07
44	Palamu	Bishrampur	123308	Chandrashekhar Dubey	INC	25609	Ramchandra Chandravanshi	RJD	17257	8352	0.07
45	Deoghar	Sarath	135617	Sasank Shekhar Bhokta	JMM	40282	Uday Shankar Singh	INC	30862	9420	0.07
46	West Singhbhum	Chaibasa	102983	Deepak Birua	JMM	30274	Bagun Sumbrui	INC	22726	7548	0.07
47	Simdega	Kolebira	99863	Anosh Ekka	JKP	28834	Mahendra Bhagat	BJP	21332	7502	0.08
48	Sahebganj	Rajmahal	136119	Arun Mandal	BJP	51277	Md. Tajuddin	JMM	40874	10403	0.08
49	Sahebganj	Borio	113973	Lobin Hembram	JMM	37586	Tala Marandi	BJP	28546	9040	0.08
50	Bokaro	Bokaro	199452	Samresh Singh	JVM	53757	Md. Izrail Ansari	INC	37452	16305	0.08



S.No	District	Constituency	Total Valid Votes	Winner	Party for Winner	Votes Polled for Winner	Runners Up	Party for Runners Up	Votes Polled for Runners up	Margin of Victory	% Margin of Victory
51	Dumka	Jarmundi	116091	Harinarayan Ray	IND	33512	Devendra Kunwar	JMM	23025	10487	0.09
52	Jamtara	Jamtara	134741	Bishnu Prasad Bhaiya	JMM	62795	Furkan Ansari	INC	49952	12843	0.1
53	West Singhbhum	Majhganon	97069	Barkuwar Gagrai	BJP	34534	Niral Purty	JMM	24644	9890	0.1
54	Palamu	Chattarpur	91585	Sudha Choudhary	JD(U)	25854	Manoj Kumar	JMM	16108	9746	0.11
55	Gumla	Gumla	103337	Kamlesh Oraon	BJP	39555	Bhushan Tirkey	JMM	27468	12087	0.12
56	Koderma	Kodarma	147339	Annapurna Devi	RJD	46922	Ramesh Singh	JVM	29639	17283	0.12
57	East Singhbhum	Potka	132181	Menaka Sardar	BJP	44095	Subodh Singh Sardar	INC	28385	15710	0.12
58	Seraikella Kharsawan	Ichagarh	141662	Arvind Kumar Singh	JVM	45465	Bishwa Ranjan Mahato	AJSUP	27829	17636	0.12
59	East Singhbhum	Baharagora	137462	Bidyut Baran Mahato	JMM	59228	Dinesh Kumar Sarangi	BJP	42074	17154	0.12
60	Dumka	Jama	98013	Sita Soren	JMM	38550	Manoj Kumar Singh	BJP	25844	12706	0.13
61	Deoghar	Deoghar	136268	Suresh Paswan	RJD	49602	Baldeo Das	JVM	31862	17740	0.13
62	Gumla	Sisai	114235	Geeta Shree Oraon	INC	39260	Samir Oraon	BJP	24319	14941	0.13
63	Giridih	Dumri	99108	Jagarnath Mahto	JMM	33960	Damodar Prasad Mahto	JD(U)	20292	13668	0.14
64	Deoghar	Madhupur	147566	Hussain Ansari	JMM	47880	Shiv Dutt Sharma	JVM	27412	20468	0.14
65	Gumla	Bishunpur	120215	Chamra Linda	RAKAP	44461	Shiv Kumar Bhagat	INC	27751	16710	0.14
66	Garhwa	Bhawanathpur	157697	Anant Pratap Deo	INC	54690	Bhanu Pratap Shahi	NSAM	32522	22168	0.14
67	Dhanbad	Baghmara	138554	Dulu Mahato	JVM	56026	Jaleshwar Mahato	JD(U)	36066	19960	0.14
68	Giridih	Jamua	126346	Chandrika Mahtha	JVM	42824	Satya Narayan Das	CPI(ML)(L)	24297	18527	0.15
69	Ramgarh	Ramgarh	156343	Chandra Prakash Choudhary	AJSUP	61947	Shahzada Anwar	INC	36472	25475	0.16

S.No	District	Constituency	Total Valid Votes	Winner	Party for Winner	Votes Polled for Winner	Runners Up	Party for Runners Up	Votes Polled for Runners up	Margin of Victory	% Margin of Victory
70	Palamu	Panki	111140	Bidesh Singh	IND	38458	Madhu Singh	JD(U)	18240	20218	0.18
71	Khunti	Torpa	84721	Paulus Surin	JMM	34551	Koche Munda	BJP	18752	15799	0.19
72	Pakur	Maheshpur	113529	Mistri Soren	JVM	50746	Devidhan Tudu	BJP	28772	21974	0.19
73	Ranchi	Mandar	154805	Bandhu Tirkey	JHJAM	58924	Deo Kumar Dhan	INC	28953	29971	0.19
74	Sahebganj	Barhait	101448	Hemlal Murmu	JMM	40621	Vijay Hansdak	IND	20303	20318	0.2
75	East Singhbhum	Jamshedpur East	111682	Raghubar Das	BJP	56165	Abhay Singh	JVM	33202	22963	0.21
76	Dhanbad	Nirsa	157481	Arup Chatterjee	MCO	68965	Ashok Kumar Mandal	BJP	33388	35577	0.23
77	Ranchi	Ranchi	116328	Chandreshwar Prasad Singh	BJP	66161	Pradeep Tulsyan	INC	39050	27111	0.23
78	Seraikella Kharsawan	Kharasawan	112007	Mangal Singh Soy	BJP	52661	Basko Besra	INC	25442	27219	0.24
79	Godda	Poreyhat	139286	Pradip Yadav	JVM	67105	Suraj Mandal	JMM	30401	36704	0.26
80	Chatra	Chatra	132264	Janardan Paswan	RJD	67441	Subedar Paswan	BJP	28886	38555	0.29
81	West Singhbhum	Jaganathpur	82127	Geeta Kora	JBSP	37145	Sonaram Birua	BJP	11405	25740	0.31

**Table: Margin of Victory of Winners from Jharkhand Assembly Elections, 2009**

## Contact Details

### Jharkhand Election Watch

Mr. Sudhir Pal  
State Co-ordinator  
+91-0651 2202-202  
+91-94311-07277  
manthanindia@gmail.com

### **National Election Watch/Association for Democratic Reforms**

<b>Media and Journalist Helpline</b>  +91 80103 94248 Email: adr@adrindia.org	<b>Maj.Gen. Anil Verma (Retd)</b> <b>Head</b> National Election Watch, Association for Democratic Reforms 011 4165 4200, +91 88264 79910 adr@adrIndia.org, anilverma@adrindia.org	<b>Prof Jagdeep Chhokar</b> <b>IIM Ahmedabad (Retd.)</b> <b>Founder Member,</b> National Election Watch, Association for Democratic Reforms +91 99996 20944 jchhokar@gmail.com	<b>Prof Trilochan Sastry</b> <b>IIM Bangalore</b> <b>Founder Member,</b> National Election Watch, Association for Democratic Reforms +91 94483 53285 trilochans@iimb.ernet.in
--	--	---	---

## DISCLAIMER

All information in this report has been taken from the website of Election Commission of India (<http://eci.nic.in/eci/eci.html>). **ADR does not add or subtract any information, unless the EC changes the data. In particular, no unverified information from any other source is used.** While all efforts have been made to ensure that the information is in keeping with what is available in the ECI website, in case of discrepancy between information in this report and that given in the ECI website, the information available ECI website should be treated as correct. Association for Democratic Reforms, Jharkhand Election Watch and their volunteers are not responsible or liable for any damage arising directly or indirectly from the publication of this report